

# Popular Electronics®

WORLD'S LARGEST-SELLING ELECTRONICS MAGAZINE

JUNE 1981/95¢


Dolby's New Noise Killer

Multiband Shortwave Antenna

1802 EPROM Programmer

**For Special-Effect Photos:**

BUILD THE POOR MAN'S STROBE



Tested in this issue:

Atari 800 Microcomputer  
Sansui AU-D11 Amplifier  
GE 13AC1542W TV Receiver



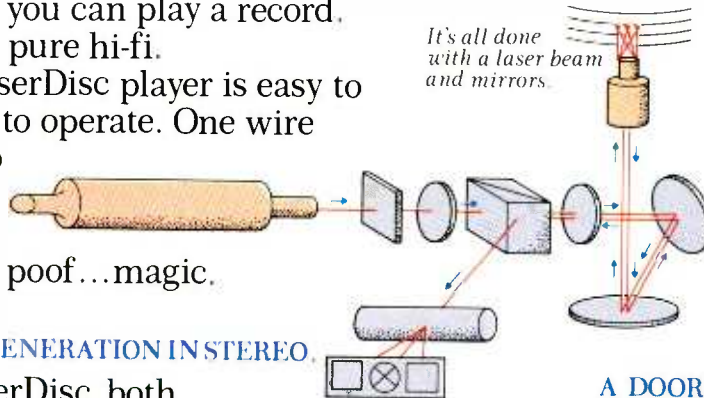
# In hi-fi, up until now, sound was the whole picture.

Since the very beginning, hi-fi has appealed to one sense: your hearing. The rest was up to your imagination.

Now Pioneer brings you closer to the reality of performance than you've ever experienced at home: LaserDisc.™

Now you can hear and see a concert or a movie as easily as you can play a record. With sound that's pure hi-fi.

The Pioneer LaserDisc player is easy to hook up and easy to operate. One wire to your TV; two to your hi-fi. Then just place a disc on the player, and poof... magic.



## TRULY PERSONAL HOME ENTERTAINMENT.

Try to imagine what it would be like to sit down in front of your television and see whatever program you wished whenever you wished to see it. With a sense of performance, a feeling of "being there" never before experienced at home: Movies, concerts, sports.

Pioneer Artists and MCA/Discovision discs like Paul Simon, Liza Minelli, Loretta Lynn, Jaws, Animal House, The Blues Brothers, the NFL.

## THE SOUND: A NEW GENERATION IN STEREO.

With Pioneer LaserDisc, both channels are completely discrete from each other. It's stereo in its truest sense. And since the disc is read by a light beam rather than a video head or needle, with normal use, it doesn't wear out from play. In addition, unlike conventional records,

## A DOOR TO EDUCATION.

With standard-play discs, you can create your own instant sports replays at home, you can go in fast motion, slow motion, one frame at a time, even stop motion indefinitely. But LaserDisc offers something far more revolutionary. Everyone of the up

to 108,000 frames on the disc is coded. And a built in micro-computer lets you access any individual frame at will. This means you can go to your favorite scene in a movie or song in a concert in seconds.



Concerts like Paul Simon.



New movies and classics like Dracula.



Sports like NFL Football.

you can handle the LaserDisc as much as you wish. Even minor surface scratches won't effect the superb audio and video fidelity. You can enjoy the disc forever.

But that's merely the beginning. On one disc you can stroll through the National Gallery and study art masterpieces one masterpiece at a time.

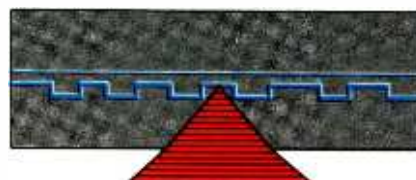
And since play can't wear out the disc, they can be studied forever.

## THE PICTURE: BETTER THAN HOME VIDEO TAPE.

The Pioneer LaserDisc player offers a picture with actually 40% better resolution than the picture delivered by a home video tape player. A picture of the highest broadcast quality. For the first time on your television set, video fidelity is matched by audio fidelity.

## THE FUTURE IS IN REACH.

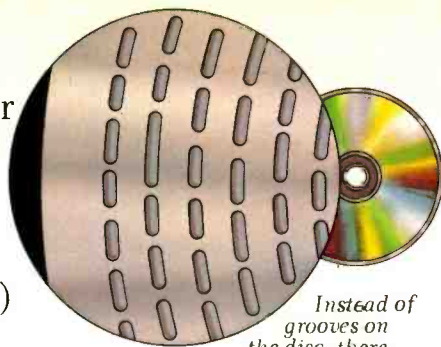
One of the most surprising parts of this new technology is that it's affordable.



*A beam of light instead of a needle.*

The Pioneer LaserDisc player has a suggested retail price of \$749.\* (Optional remote control just \$50\* more.)

As surprising, a full length movie on LaserDisc can even cost less than taking your family out to the movies. And about half or a third of the price of that same movie on video tape.



*Instead of grooves on the disc, there are microscopic pits.*

**YOU WON'T BELIEVE IT UNTIL YOU SEE IT.**

Irrespective of how much we say here, the true magic of LaserDisc can only be appreciated in person. So we've arranged for a personal demonstration in your area. Just call us at **800-621-5199,\*\*** and we'll give you the names of the stores nearest you. Go by all means. You won't believe your eyes. Or your ears.

\*Suggested retail price. Actual price set by dealer. \*\* (In Illinois 800-972-5855).

**CIRCLE NO. 58 ON FREE INFORMATION CARD**

*Simulated TV picture from The Blues Brothers.*



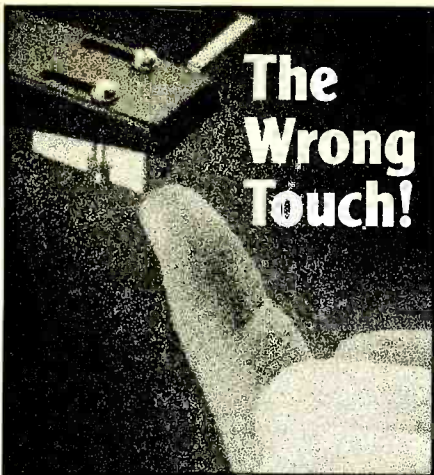
© 1981 U.S. Pioneer Electronics Corp.

**LaserDisc**

**PIONEER**  
We bring it back alive.

# Popular Electronics

WORLD'S LARGEST-SELLING ELECTRONICS MAGAZINE



## The Right Touch Is a Discwasher SC-2 Stylus Care System.

The SC-2 is a three-function system which safely removes microscopic stylus contaminations that cause record abrasion.

SC-2 Fluid enhances and speeds cleaning and yet protects diamond adhesives, cartridge mounting polymers and fine-metal cantilevers against the corrosive effects of many other "cleaners".

The Discwasher SC-2 System. Stylus care with which your cartridge and records can live.



**discwasher**<sup>®</sup>  
PRODUCTS TO CARE FOR YOUR MUSIC



Discwasher, Inc.  
1407 N. Providence Rd.  
Columbia, MO 65201

CIRCLE NO. 13 ON FREE INFORMATION CARD

### Feature Articles

A MULTIBAND SHORTWAVE ANTENNA FOR SWLs / Robert H. Johns	53
<i>Multiple trap dipole for the major SW broadcast bands.</i>	
SHHH! DOLBY DOES IT AGAIN / Martin Forrest	59
<i>Dolby C noise-reduction system is twice as effective as its predecessor.</i>	
USING THE 4060 AS A TIMER / T. A. O. Gross	73
<i>CMOS device offers advantages over the 555 in some applications.</i>	
ENGLISH BROADCASTS AUDIBLE IN NORTH AMERICA / Glenn Hauser	88

### Construction Articles

BUILD THE POOR MAN'S STROBE / Imre Gorgenyi	63
<i>Capture a moving subject on film with timed flashes.</i>	
COMMERCIAL KILLER FOR A CLOCK RADIO / Herbert L. Bresnick	67
<i>System cuts off the audio on cue.</i>	
AN 1802-BASED EPROM PROGRAMMER / Larry Bregoli	68
<i>Program, copy, and verify data in a 2708.</i>	
BUILD A HEADLIGHT MODULATOR FOR CYCLE SAFETY / Stan Jones	71
<i>Circuit pulses high beam to enhance visibility.</i>	
AN APPLIANCE "OFF" REMINDER / M. T. Valescu	76
<i>When indicator light goes off, audible alert goes on.</i>	

### Equipment Reviews

SANSUI MODEL AU-D11 INTEGRATED STEREO AMPLIFIER	23
GENERAL ELECTRIC 13AC1542W 13" COLOR TV RECEIVER	27
HICKOK MODEL MX-333 UNIVERSAL DIGITAL MULTIMETER	37
ATARI MODEL 800 PERSONAL COMPUTER	48

### Columns

ENTERTAINMENT ELECTRONICS / Harold A. Rodgers	18
<i>Digital Sturm und Drang.</i>	
COMPUTER BITS / Leslie Solomon	40
<i>Free Computer Networks.</i>	
COMPUTER SOURCES / Leslie Solomon	44
SOLID-STATE DEVELOPMENTS / Forrest M. Mims	78
<i>Jellybean Op Amps.</i>	
HOBBY SCENE / John McVeigh	82
EXPERIMENTER'S CORNER / Forrest M. Mims	84
<i>Do-It-Yourself Batteries.</i>	
PROJECT OF THE MONTH / Forrest M. Mims	96
<i>Steam Engine and Whistle Sound Synthesizer.</i>	

### Departments

EDITORIAL / Harold A. Rodgers	4
<i>By their fruit.</i>	
LETTERS	6
NEW PRODUCTS	12
TIPS AND TECHNIQUES	93
ELECTRONICS LIBRARY	94
OPERATION ASSIST	95
NEW LITERATURE	100
ADVERTISERS INDEX	111
PERSONAL ELECTRONICS NEWS	112

COVER PHOTOS BY IMRE GORGENYI

COPYRIGHT © 1981 BY ZIFF-DAVIS PUBLISHING COMPANY. All rights reserved. Popular Electronics (ISSN 0032-4485) June 1981, Volume 19, Number 6. Published monthly by Ziff-Davis Publishing Co., at One Park Ave., New York, NY 10016. Philip B. Korsant, President; Selwyn Taubman, Treasurer; Bertram A. Abrams, Secretary. One year subscription rate for U.S. and Possessions, \$14.00; Canada, \$17.00; all other countries, \$19.00 (cash orders only, payable in U.S. currency). Second Class Postage Paid at New York, N.Y. 10016 and at additional mailing offices. Authorized as second class mail by the Post Office Dept., Ottawa, Canada, and for payment of postage in cash. POPULAR ELECTRONICS including ELECTRONICS WORLD, Trade Mark Registered. Indexed in the Reader's Guide to Periodical Literature, Ziff-Davis also publishes Boating, Car and Driver, Cycle, Flying, Popular Photography, Skiing, Stereo Review, Electronic Experimenter's Handbook, and Tape Recording & Buying Guide. Forms 3579 and all Subscription Correspondence: POPULAR ELECTRONICS, Circulation Dept., P.O. Box 2774, Boulder, CO 80302. Please allow at least eight weeks for change of address, enclosing, if possible, an address label from a recent issue. Permissions. Material in this publication may not be reproduced in any form without permission. Requests for permission should be directed to John Babcock, Rights and Permissions, Ziff-Davis Publishing Co., One Park Ave., New York, NY 10016.



## Turn your Apple into the world's most versatile personal computer.

**The SoftCard™ Solution.** SoftCard turns your Apple into two computers. A Z-80 and a 6502. By adding a Z-80 microprocessor and CP/M to your Apple, SoftCard turns your Apple into a CP/M based machine. That means you can access the single largest body of microcomputer software in existence. Two computers in one. And, the advantages of both.

**Plug and go.** The SoftCard system starts with a Z-80 based circuit card. Just plug it into any slot (except 0) of your Apple. No modifications required. SoftCard supports most of your Apple peripherals, and, in 6502-mode, your Apple is still your Apple.

**CP/M for your Apple.** You get CP/M on disk with the SoftCard package. It's a powerful and simple-to-use operating system. It supports more software than any other microcomputer operating system. And that's the key to the versatility of the SoftCard/Apple.

**BASIC included.** A powerful tool, BASIC-80 is included in the SoftCard package. Running under CP/M, ANSI Standard BASIC-80 is the most powerful microcomputer BASIC available. It includes extensive disk I/O statements, error trapping, integer variables, 16-digit precision, extensive EDIT commands and string functions, high and low-res Apple graphics, PRINT USING, CHAIN and COMMON, plus many additional commands. And, it's a BASIC you can compile with Microsoft's BASIC Compiler.

**More languages.** With SoftCard and CP/M, you can add Microsoft's ANSI Standard COBOL, and FORTRAN, or

Basic Compiler and Assembly Language Development System. All, more powerful tools for your Apple.

**Seeing is believing.** See the SoftCard in operation at your Microsoft or Apple dealer. We think you'll agree that the SoftCard turns your Apple into the world's most versatile personal computer.

**Complete information?** It's at your dealer's now. Or, we'll send it to you and include a dealer list. Write us. Call us. Or, circle the reader service card number below.

SoftCard is a trademark of Microsoft. Apple II and Apple II Plus are registered trademarks of Apple Computer. Z-80 is a registered trademark of Zilog. Inc. CP/M is a registered trademark of Digital Research, Inc.

# MICROSOFT

CONSUMER PRODUCTS

Microsoft Consumer Products, 400 108th Ave. N.E.,  
Bellevue, WA 98004. (206) 454-1315

CIRCLE 37 ON READER SERVICE CARD

# EDITORIAL

By their fruit. . . .

Wolves have been known, at least figuratively, to wear sheep's clothing and while so disguised work considerable mischief. The same ploy has been used by manufacturers who, unwilling to have their products compete on their own merits, dress them in trade styles established by others.

One of the latest victims of this deceptive practice is Pioneer of America, whose car audio speakers are currently being "knocked off" by several sources reportedly based in Taiwan. A knock-off operation consists of manufacturing a product designed to look almost exactly like an established one, except that the name of the manufacturer being copied is not overtly used. Such copies usually imitate not only the styling of the product itself but its packaging as well, right down to details like type style. Needless to say, knock offs are virtually always inferior to the original.

Such practices are distressingly common in the field of consumer electronics. Pioneer is only one of the later victims. TDK and Maxell, in the audio tape market, and Shure Bros. with replacement phonograph styli, have suffered as well (although Shure has made no claim of unfair competition, only that the second-source product is inferior). What is dangerous for the consumer is that a particular instance of knocking off becomes generally known only after it has become fairly widespread. In addition, the pirates have the advantage of taking the initiative. (Are you sure that that balky disk drive is what you thought you were buying?)

Obviously, since the target manufacturers lose sales and profits as a result of these sleazy operators, they take whatever steps are available to suppress these patently unfair business practices. But because of the flexibility with which the

perpetrators can operate, changing from product to product and introducing bogus brand after bogus brand, a more flexible line of defense is necessary. That line of defense is you.

If consumers scrutinize what they are buying carefully and make sure that it is what it is said to be, knock-off operators will be out of business. After all, there is no point in their producing what they cannot sell. And, of course, considering the second-rate merchandise that you will not be buying, there is a reward for you here as well. So beware of "bargains" that seem too good to be true—they probably aren't. Remember, the money you save will be your own.

*Hal Rodgers*

**JOE MESICS**  
Publisher  
**ARTHUR P. SALSBERG**  
Editorial Director

**HAROLD A. RODGERS**  
Executive Editor

**LESLIE SOLOMON**  
Senior Technical Editor

**JOHN R. RIGGS**  
Managing Editor

**EDWARD I. BUXBAUM**  
Art Director

**ALEXANDER W. BURAWA**  
Features Editor

**JOHN J. McVEIGH**  
Technical Editor

**ANDRE DUZANT**  
Technical Illustrator

**CARMEN ROBLES**  
Production Editor

**JEFF NEWMAN**  
Editorial Assistant

Contributing Editors  
**Carl Warren, Stan Prentiss**  
**Glenn Hauser, Julian Hirsch, Forrest Mims**

**MARIE MAESTRI**  
Executive Assistant

**OLIVIA WILSON**  
Promotion Coordinator

**PEARL HARRINGTON**  
Assistant to the Publishing Director

**SIDNEY HOLTZ**  
Publishing Director

## Popular Electronics

Editorial and Executive Offices  
One Park Avenue  
New York, New York 10016  
212 725-3500

Publisher  
Joe Mesics  
212 725-3568

New York Office  
Advertising Manager:  
Richard Govatski (725-7460)

Eastern Advertising Manager  
Bonnie B. Kaiser (725-3580)  
Richard B. Eicher (725-3578)

Midwestern Office  
Suite 1400, 180 N. Michigan Ave.,  
Chicago, IL 60601 (312 346-2600)  
Sales: Ted Welch

Western Representative  
Norman S. Schindler & Associates, Inc.  
7050 Owensmouth Ave., #209  
Canoga Park, CA 91303 (213 999-1414)  
Sales: Norm Schindler, Jon Marshall

Representation in Japan  
James Yagi  
Oji Palace Aoyama  
6-25, Minami Aoyama, 6 Chome, Minato-Ku  
Tokyo, Japan (407-1930/6821, 582-2851)

### Ziff-Davis Publishing Company

Philip B. Korsant  
Richard Friese  
Phillip T. Heffernan  
Sidney Holtz  
Edward D. Muhlfeld  
Philip Sine  
Albert S. Traina  
Robert Bavier  
Paul Chook (Research)  
Baird Davis (Production)  
Edgar W. Hopper (Marketing)  
George Morrissey  
Selwyn Taubman  
Bertram A. Abrams

President  
Senior Vice President  
Senior Vice President  
Senior Vice President  
Senior Vice President  
Senior Vice President  
Vice President  
Vice President  
Vice President  
Vice President  
Vice President  
Treasurer  
Secretary

W. Bradford Briggs

Vice Chairman

### Ziff Corporation

William Ziff  
I. Martin Pompadur  
Hershel B. Sarbin  
Furman Hebb  
Bruce Maggin  
Lawrence Sporn

Chairman  
President  
Executive Vice President  
Vice President  
Vice President  
Vice President

Editorial correspondence: POPULAR ELECTRONICS, 1 Park Ave., New York, NY 10016. Editorial contributions must be accompanied by return postage and will be handled with reasonable care; however, publisher assumes no responsibility for return or safety of manuscripts, art work, or models submitted.

The publisher has no knowledge of any proprietary rights which will be violated by the making or using of any items disclosed in this issue.



POPULAR ELECTRONICS

# Radio Shack's TRS-80<sup>™</sup> Model III is Your Best Buy in Desktop Computers.



**\$2495**

## (Because the "Extras" are Built In!)

With the TRS-80 Model III, you don't pay extra for the features you want. For \$2495, you get a *complete*, ready-to-run desktop computer. Go ahead — judge their extras by our standards:

**32K RAM.** Expandable to 48K.

**Two Double-Density Disk Drives.** You get two *built-in* 175K disk drives, and can add up to two more externally.

**BASIC in 14K ROM.** Our powerful Model III BASIC provides a program line editor, machine language programming, real time clock, and more. Compatible with most Model I Level II BASIC programs, too.

**Upper and Lower Case Characters.** *With* a special graphics character set, and 64 characters-per-line format.

**Built-In Monitor.** 12" high-resolution.

**12-Key Datapad.** As well as repeating keys and keyboard-controlled screen print.

**Parallel Printer Port.** Add one of our printers anytime.

**RS-232 Serial Interface.** For data communications, just add a modem.

**Nationwide Support.** Backed by 6100 Radio Shack stores and dealers, 130 Computer Centers and 135 service centers throughout the USA.

**Available Now.** Why pay more? Get a demonstration of our 32K, two-disk TRS-80 Model III computer today. For less

demanding applications (or if you want a personal "starter" system), check out our 16K Model III — only \$999.

**Radio Shack<sup>®</sup>**  
The biggest name in little computers<sup>™</sup>  
A DIVISION OF TANDY CORPORATION

Read about your best buy in computers. Send for a TRS-80 catalog.

Radio Shack, Dept. 81-A-297  
1300 One Tandy Center  
Fort Worth, Texas 76102

NAME \_\_\_\_\_  
STREET \_\_\_\_\_  
CITY \_\_\_\_\_ STATE \_\_\_\_\_  
ZIP \_\_\_\_\_ PHONE \_\_\_\_\_

Retail prices may vary at individual stores and dealers. Special order may be required.

## LETTERS

### Preamplifier Performance Specs

Regarding the "High-Performance Phono Preamplifier," described in your March 1981 issue, before I build the unit, I would like to know what I can

expect as far as noise and distortion goes.—Philip A. Wilson, San Jose, CA.

The author gives the following figures for the moving-magnet preamp: input impedance, 47 k $\Omega$  and 100 pF; input overload, 150 mV at 1 kHz; playback equalization, RIAA or IEC  $\pm 1/4$  dB; frequency response (AUX), 16 to 100,000 Hz, +0/-3 dB; input sensitivity, 1.5 to 10 mV at 1 kHz; S/N (re 5 mV) 85 dB IHF A wtd.; distortion, less than 0.01%; output clipping, 8 V rms (into 2.2 k $\Omega$ ); slew rate,  $\pm 13$  V/ $\mu$ s (AUX),  $\pm 2$  V/ $\mu$ s (PHONO) (limited by RIAA Eq). For the moving coil preamp: input impedance, 100  $\Omega$ ; input overload, 5 mV at 1 kHz; input sensitivity, 50  $\mu$ V to 300  $\mu$ V

at 1 kHz (re 500 mV output); S/N, (re 0.5 mV), 88 dB IHF A wtd.—Ed.

### Encouragement from an Author

The "Project of the Month" by Forrest Mims on the Transistorized Light Flasher (March 1981) was most interesting to me because it provided additional insight into the prolific workings of Mr. Mims. I first met Forrest a few years ago and it was he who encouraged me to write my first book (*Listen to Radio Energy, Light, and Sound*, Howard W. Sams). I had had a number of technical articles published but had never ventured into the field of books. With his encouragement and comments, my first effort hit pay dirt. By continuing to publish his articles, which are very innovative and inventive, you are doing a service by providing easy, workable projects for electronics experimenters—the backbone of the electronics community of the future.—Calvin R. Graf, San Antonio, TX.

### Re Speech-Synthesis ICs

Telesensory Systems, Inc. has been building, since 1975, a talking calculator for the blind with a proprietary speech-synthesis integrated circuit using Dr. Forrest Mozer's waveform encoding technique. National Semiconductor has, as you mentioned in your editorial, recently introduced a chip based on the same technique. In the meantime, our device was selected by Fidelity Electronics for use in their highly successful Voice Chess Challenger, which is now available in four languages. We also introduced an industrial speech board based on this chip, which is used in talking voltmeters, depth sounders, etc.—David Gilblom, Telesensory Systems, Inc., Palo Alto, CA.

## THE FUTURE OF TELEVISION IS TODAY WITH DOWNLINK.

Why wait until 1985 just to get three channels of satellite reception when Downlink's D-2X receiver can give you sixty channels of brilliantly clear unedited movies, sporting events, world news and special programming from the many satellites over the North American continent... Now.

The D-2X's modular format and state-of-the-art circuitry allow for sharp, colorful reception of the entire satellite bandwidth (from 3.7-4.2 GHz).

So you can get all sixty channels *plus* the new channels that will be available in the future.

Made from the finest microwave components, the Downlink D-2X receiver features dual-conversion design, permitting multiple receiver installations and phase-lock loop processing which brings living color to your TV.

So live the future of television now... with Downlink.

For the name of the Downlink dealer nearest you call toll-free 800-641-4645, ext. 214. In Missouri, call 800-492-4892.



For more information, contact:  
**Downlink, Inc.**  
30 Park Street  
Putnam, Connecticut 06260  
(203) 928-7731

## OUT OF TUNE

In "Power Supplies for Op Amps" (April, p 57), on page 59, column 1, line 14 should read "C1, C2, and D1" instead of "C1 and D1". On page 60, column 3, line 2 should read "R5 and R6" instead of "R5 and R7" and line 3 should read "R1 and R7" instead of "R1 and R6." In Fig. 7, R4 should be moved so that it is in series with the V+ supply, between the supply and C1, R2, C4, and the V+ terminal of IC1.

In "Build a High-Performance Phono Preamplifier" (March 1981), there are two R23s on the schematic and component layout. The 100-k $\Omega$  fixed resistor for R23 is not included on the Parts List. In the Parts List, Q1 and Q2 should be listed as 2SB7375 not 25B7375.



# How to master tape.

Eventually, you reach a point with your tape recording system where you realize you just can't make the kind of quality recordings you want.

Even though your equipment may be the very finest.

Because despite Dolby,<sup>®\*</sup> the tape still has too much noise. It doesn't give you enough headroom. And its dynamic range – the range of volume that makes music sound alive and real – is just too restricted.

If you've reached that point, you're ready for the dbx Recording Technology Series. Noise reduction systems that eliminate tape hiss and allow you to record with a quality equal to studio master tapes.

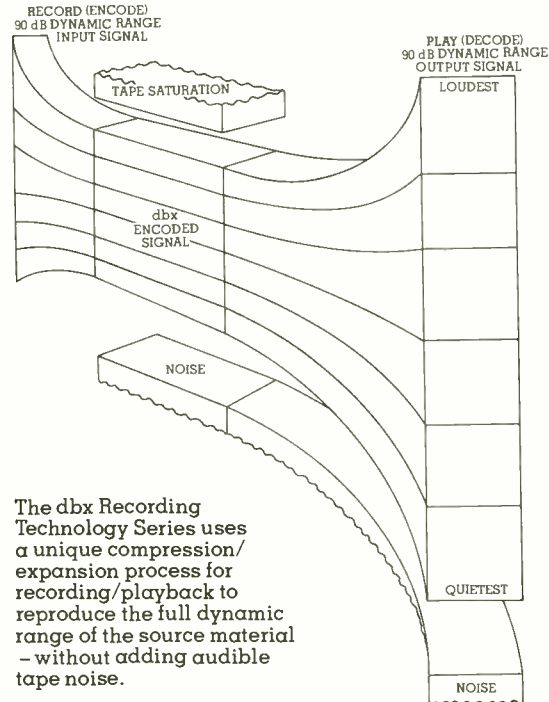
With a dbx Recording Technology Series Model 224 or 222, noise is reduced by 30 dB across the entire frequency range. You get 10 dB more headroom. You can even make live recordings with 80 dB or more of dynamic range. Remarkably close to a live performance.

And there's one final touch. The dbx Recording Technology Series includes a built-in dbx Disc Decoder that lets you play the revolutionary dbx Discs and Digital dbx Discs, the world's first Full Dynamic Range Recordings.

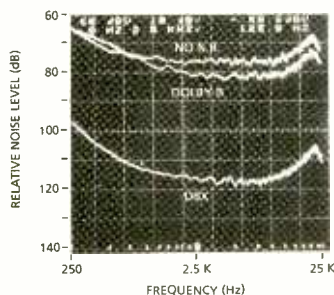
See your authorized dbx retailer for a demonstration of the dbx Model 224 and 222 and learn which is best suited for your system.

Short of buying your own recording studio, it's the only way to master tape.

dbx, Inc., 71 Chapel St., Newton, Mass. 02195 U.S.A. Tel. (617) 964-3210. Telex 92-2522. Distributed throughout Canada by BSR (Canada) Ltd., Rexdale, Ontario.



The dbx Recording Technology Series uses a unique compression/expansion process for recording/playback to reproduce the full dynamic range of the source material – without adding audible tape noise.



Dolby B reduces noise by only 10 dB in the high frequency range. dbx reduces noise by more than 30 dB across the entire frequency range. (Unretouched laboratory photograph. Data for cassette recorder from "The Importance of Dynamic Range," Audio Magazine, January, 1980. For a copy of the article, write dbx.)

\*Dolby is a registered trademark of Dolby Laboratories, Inc.


# dbx<sup>®</sup>

Making good sound better

CIRCLE NO. 10 ON FREE INFORMATION CARD



**Learning  
electronics  
is no picnic.**



**At any level it  
takes work and  
a few sacrifices.  
But with CIE,  
it's worth it.**

Whoever said, "The best things in life are free," was writing a song, not living a life. Life is not just a bowl of cherries, and we all know it.

You fight for what you get. You get what you fight for. If you want a thorough, practical, working knowledge of electronics, come to CIE.

You can learn electronics at home by spending just 12 hard-working hours a week, two hours a day. Or, would you rather go bowling? Your success is up to you.

At CIE, you *earn* your diploma. It is not handed to you simply for putting in hours. But the hours you do put in will be on your schedule, not ours. You don't have to go to a classroom. The classroom comes to you.

### Why electronics training?

Today the world depends on technology. And the "brain" of technology is electronics. Every year, companies the world over are finding new ways to apply the wonders of electronics to control and program manufacturing, processing...even to create new leisure-time products and services. And the more electronics applications there are, the greater the need will be for trained technicians to keep sophisticated equipment finely tuned and operating efficiently. That means career opportunities in the eighties and beyond.

### Which CIE training fits you?

Beginner? Intermediate? Advanced? CIE home study courses are designed for ambitious people at all entry levels. People who may have:

1. No previous electronics knowledge, but do have an interest in it;
2. Some basic knowledge or experience in electronics;
3. In-depth working experience or prior training in electronics.

You can start where you fit and fit where you start, then go on from there to your Diploma, FCC License and career.

### Many people can be taught electronics.

There is no mystery to learning electronics. At CIE you simply start with what you know and build on it to develop the knowledge and techniques that make you a specialist. Thousands of CIE graduates have learned to master the simple principles of electronics and operate or maintain even the most sophisticated electronics equipment.

### CIE specializes exclusively in electronics.

Why CIE? CIE is the largest independent home study school that specializes exclusively in electronics. Nothing else. CIE has the electronics course that's right for you.

Learning electronics is a lot more than memorizing a laundry list of

facts about circuits and transistors. Electronics is interesting! It is based on recent developments in the industry. It's built on ideas. So, look for a program that starts with ideas and builds on them. Look to CIE.

### Programmed learning.

That's exactly what happens with CIE's Auto-Programmed® Lessons. Each lesson uses famous "programmed learning" methods to teach you important principles. You explore them, master them completely, before you start to apply them. You thoroughly understand each step before you go on to the next. You learn at your own pace.

And, beyond theory, some courses come fully equipped with electronics gear (the things you see in technical magazines) to actually let you perform hundreds of checking, testing, and analyzing projects.

### Experienced specialists work closely with you.

Even though you study at home, you are not alone! Each time you return a completed lesson, you can be sure it will be reviewed, graded and returned with appropriate instructional help. When you need additional individual help, you get it fast and in writing from the faculty technical specialist best qualified to

answer your question in terms you can understand.

### CIE prepares you for your FCC License.

For some jobs in electronics, you must have a Federal Communications Commission (FCC) License. For others, some employers tend to consider your license a mark in your favor. Either way, your license is government-certified proof of your knowledge and skills. It sets you apart from the crowd.

More than half of CIE's courses prepare you to pass the government-administered exam. In continuing surveys, nearly 4 out of 5 graduates who take the exam get their licenses! You can be among the winners.

### Associate Degree

Now, CIE offers an Associate in Applied Science Degree in Electronics Engineering Technology. In fact, all or most of every CIE Career Course is directly creditable towards the Associate Degree.

### Today is the day. Send now.

Fill in and return the postage-free card attached. If some other ambitious person has removed it, cut out and mail the coupon. You'll get a FREE school catalog plus complete information on independent home study. For your convenience, we'll try to have a CIE representative contact you to answer any questions you may have.

Mail the card or the coupon or write CIE (mentioning name and date of this magazine) at: 1776 East 17th Street, Cleveland, Ohio 44114.



Pattern shown on oscilloscope screen is simulated.

**CIE** Cleveland Institute of Electronics, Inc.  
1776 East 17th Street, Cleveland, Ohio 44114

PE-40

**YES...** I want to learn from the specialists in electronics — CIE. Send me my FREE CIE school catalog...including details about the Associate Degree program...plus my FREE package of home study information.

Print Name \_\_\_\_\_

Address \_\_\_\_\_ Apt. \_\_\_\_\_

City \_\_\_\_\_

State \_\_\_\_\_ Zip \_\_\_\_\_

Age \_\_\_\_\_ Phone (area code) \_\_\_\_\_


Check box for G.I. Bill bulletin on Educational Benefits:  Veteran  Active Duty

**MAIL TODAY!**

# NEW PRODUCTS

Additional information on new products covered in this section is available from the manufacturers. Either circle the item's code number on the Free Information Card or write to the manufacturer at the address given.

## Magnavox Deluxe Video Cassette Recorder



Magnavox's Model 8340 is a VHS-format videocassette recorder that permits unattended recording for up to 6 hours. It has a built-in digital clock/controller and a remote pause control that makes armchair editing possible. Features include search forward and reverse at nine times normal speed, fast motion at two times normal speed, variable slow motion, frame-by-frame advance, and freeze-frame operations, all through the special-effects remote controller. In addition, there is 14-day/seven-event programmability, unattended recording of one additional event at the same time each week, feather-touch controls, automatic rewind, and transitional editing.

CIRCLE NO. 87 ON FREE INFORMATION CARD

## Alphacom Printer/Plotter




The Alphacom Sprinter 40 from Olivetti is a high-speed thermal dot-matrix printer with plotting capability. It prints up to 240 40-character lines per minute on standard thermographic paper, using a 5 x 7

dot matrix to produce 96 upper- and lower-case characters. It requires only 14 seconds to produce a 280-line CRT display in hard copy within a 280 by n-dot matrix. Among the functions available are: automatic carriage return and line feed, reset, right justification, form feed, graphics control, and multiple-line feed. Interface with a computer is user selectable and can be either 7-bit ASCII parallel with STROBE, BUSY, and ACK (Centronics standard) or RS-232 serial with choice of 110, 150, 300, 600, 1200, 2400, 4800, or 9600 baud. The Sprinter 40 is designed to be connected to any computer that uses a standard interface. \$390.

CIRCLE NO. 88 ON FREE INFORMATION CARD

## Kenwood Audio Purist AM/FM Tuner




Kenwood's Model KT-1000 AM/FM-stereo tuner features a touch-activated servo-locked tuning system and exclusive pulse-counting detector and sample-and-hold MPX circuits. The tuning system automatically adjusts FM tuning to the center of the i-f bandpass, while the pulse-counting detector digitally recreates the FM signal. Direct r-f conversion prevents interference from strong stations, while

normal conversion can be used when greater sensitivity is needed. Other features include: wide/narrow i-f bandpass selector, recording calibration switch, stereo pilot canceller, automatic muting, preselector bypass switch, fixed and variable outputs, and AM i-f output jack (for AM-stereo decoder). Specifications: FM section—usable sensitivity, 10.3 dBf; stereo S/N, 85 dB; stereo THD (1 kHz), 0.04%; alternate-channel selectivity, 45 dB; separation (1 kHz), 60 dB. AM section—usable sensitivity, 10  $\mu$ V; S/N, 52 dB; image rejection, 70 dB; selectivity, 30 dB (wide i-f). \$450.

CIRCLE NO. 89 ON FREE INFORMATION CARD

## Micro Electronic Systems Mini PC Board Holder



Micro Electronic Systems has a new holder that serves as a "third hand" for work on small printed-circuit boards and collapses for easy storage. A pc board is held by two small vise-like grippers that can rotate to provide access to the reverse side. The steel-and-plastic holder (Part No. 1521) sells for \$41.40. Address: Mini Electronic Systems, Inc., 159 Main St., Danbury, CT 06810.


## Bogen Wireless Intercoms



The new Models WI-1 and WI-3 wireless intercom systems from Bogen require no station-to-station wiring, relying instead on carrier current transmission over the power mains. The WI-1 offers one-channel capability and the WI-3, three-channel capability, both using FM for interference immunity and automatic squelch for minimum noise. A phase-locked loop (PLL) maintains frequency stability. Calls can be announced by tone or voice. A locking button permits continuous transmission for monitoring nurseries, sickrooms, etc. Each system is packaged with one pair of stations, and can be expanded to accommodate more.


CIRCLE NO. 91 ON FREE INFORMATION CARD

## Numark Equalizer/Analyzer



According to Numark, the 10-band Model EQ-2700 computerized equalizer/analyzer permits accurate fine tuning of a hi-

# "My computer helped me write The Final Encyclopedia. I wouldn't trust anything less than Scotch® Brand Diskettes to make a long story short."



**Gordon R. Dickson,  
Science Fiction Author,  
Minneapolis, Minnesota**

Gordon Dickson: a small businessman whose product is his own imagination. He's written more than 40 novels and 150 short stories; his newest work is *The Final Encyclopedia*. He uses his personal computer and word processing software to maximize his production. All his words—his product—are stored on diskettes. He calls up sentences and paragraphs on demand, and gets more rewrite out of the time available. So he depends on Scotch diskettes to save himself production time.

Dependable Scotch media can work just as hard for you. Each Scotch diskette is tested before it leaves our factory, and certified error-free. So you can expect it to perform exactly right.

Scotch 8" and 5¼" diskettes are compatible with computer/diskette systems like TRS-80, Apple, PET, Wang and many others. Get them from your local 3M distributor. For the one nearest you, call toll-free: 800/328-1300. (In Minnesota, call collect: 612/736-9625.) Ask for the Data Recording Products Division. In Canada, contact 3M Canada, Inc., Ontario.

**If it's worth remembering,  
it's worth Scotch  
Data Recording Products.**




**3M Hears You...**

**3M**

fi system to match the sonic conditions of a listening area. A built-in pink-noise generator permits adjustment in octave bands. An optional measurement microphone (Model STD272) is available. Specifications: frequency response 10 to 100,000 Hz  $\pm 1$  dB; center frequencies, 60, 120, 240, 480, 960, 1920, 3840, 7680, and 15,360 Hz with a  $\pm 15$ -dB adjustment in each band; IM and THD, 0.02% (0.01% at 1-V output); hum and noise,  $-102$  dB (2-V output, input shorted). Analyzer measurement frequencies are the same as tone-control center frequencies but are selected by pushbutton switch. Price is \$450, which includes an optional microphone.

CIRCLE NO. 92 ON FREE INFORMATION CARD

## IC Insertion Tool



The new "Little Dipper" tools from Techni-Tool permit safe, easy insertion of 64-pin dual in-line package (DIP) ICs with 0.9" pin-row spacing into sockets of printed-circuit boards. One model is for ICs with "radiators" bonded to their surfaces, while a relief-cut model offers protection to delicate hybrid-circuit device top seals. All tools in the Little Dipper line are claimed to be safe for use with MOS and CMOS devices and are adjustable for direct board or socket insertion. Each is made from aluminum and stainless steel. Address: Techni-Tool, Inc., 5 Apollo Rd., Plymouth Meeting, PA 19462.

## Orion Emulator/ Programmer For TRS-80



Orion Instrument's "Developmate 81" allows a TRS-80 microcomputer to be used as a full development system. It adds both

in-circuit Z80 emulation and EPROM/EEPROM programming capability. Developmate 81 plugs into the TRS-80's expansion connector. The PROM programmer has a personality module that defines voltages and connections to the PROM so that devices with up to 28 pins can be accommodated. Software for programming 2758, 2508, 2716, and 2532 EPROMs and 2816 and 48016 EEPROMs is included. Clock speed during emulation is 1.8 MHz. The system comes with power supply, emulation and TRS-80 cables, and a "universal" personality. It's designed to work with any TRS-80 Model I, with or without expansion interface. \$329.

CIRCLE NO. 94 ON FREE INFORMATION CARD

## Acoustic Research Bookshelf Speaker System



The Model AR28 bookshelf/floor-standing speaker system from Acoustic Research is a two-way design said to deliver

50 to 24,000 Hz,  $+0$ ,  $-3$  dB frequency response. Crossover from its 8" woofer to 1" dome tweeter is at a nominal 2 kHz. The system requires a minimum input of 15 watts and can accommodate amplifiers rated at 100 watts continuous power per channel, driven to clipping no more than 87 dB SPL at 1 meter on-axis for 1 watt input. Nominal impedance is 6.5 ohms, 4.5 ohms minimum. Size is 21 $\frac{7}{16}$ "H x 11 $\frac{3}{4}$ "W x 7 $\frac{3}{4}$ "D and weight is 24 lb. Sold only in pairs. AR28s carry a suggested retail price of \$125 each.

CIRCLE NO. 95 ON FREE INFORMATION CARD

## Tascam Cassette Recorder



The Tascam Model 122 stereo cassette deck by Teac contains a 1 $\frac{7}{8}$ - and 3 $\frac{3}{4}$ -ips, two-motor transport and three-head record/play capability. A built-in Dolby HX (Headroom Extension) circuit is said to add up to 10 dB of headroom beyond 10 kHz, without sacrificing audible performance. Tapes made with HX can be played on any deck with a Dolby B noise-reduction system. An optional dbx noise-reduction system is also available. All transport functions are LSI logic circuitry controlled and can be operated through an optional remote-control unit (Model RC-90). Three-position switches and screwdriver-adjustable controls permit bias and equalization for any premium tape formulation, including metal. \$700.

CIRCLE NO. 96 ON FREE INFORMATION CARD

(Continued on page 16)

## Bearcat Synthesizer Scanner



The "Bearcat 150" from Electra is a new low-cost 10-channel synthesized scanning receiver that covers 30 to 512 MHz, including low- and high-band vhf, uhf, and uhf-T land-mobile and public-safety bands and the entire 2-meter and 440-to-450-MHz portion of the 70-cm amateur bands. Among its features are a received-frequency fluorescent display and a "flat-plane" panel that controls all functions including volume via UP and DOWN buttons. Ten memory channels provide automatic scanning of those frequencies of most interest. In addition, direct channel access permits quick recall of individual channels. Also included is an automatic lock-out function to suppress any given channel in the scan mode.

CIRCLE NO. 93 ON FREE INFORMATION CARD

**Here's great news for electronics enthusiasts on small budgets.**

**Now you can take home a Fluke DMM for \$125.\***

Whether you're just starting out in electronics or moving up from an analog VOM to a digital multimeter, you'll be smart to make sure that you're getting your money's worth.

In your search for a basic-performance DMM, be sure to consider the new D 800 from Fluke. Priced at only \$125\*, this dependable six-function handheld DMM is available now at select electronics supply stores throughout the U.S.

The D 800 offers 0.5% basic dc accuracy (five times better than analog voltmeters), a razor-sharp 3 1/2-digit LCD readout, unsurpassed overload protection, and true, one-hand operation.

This hard-working basic measurement multimeter is designed from the inside out for long life and reliability. All D 800 specifications are traceable to the National Bureau of Standards.

As part of Fluke's new Series D line of low-cost digital multimeters, the D 800 carries a limited one-year parts and labor warranty and comes complete with the battery, and safety-designed test leads.

Ask your supplier about the D 800, then compare it feature-for-feature with any other low-cost DMM. You'll find that for only \$125\*, there's never been more multimeter than the new D 800 from Fluke.



**From the world leader in DMM's. Now we've designed one for you.**



Suggested U.S. list price  
For technical data circle no.  
20 ON FREE INFORMATION CARD

If your dealer doesn't carry Series D Multimeters yet, call this number. We'll be happy to tell you who does. 1-800-426-9182



# WANT AUTO- RANGING?



AWS EZ 6100

## AND...

- An unprecedented five-year warranty
- Pricing as low as \$105
- 3 1/2 digit display
- Autoranging on Volts and Ohms
- Continuity buzzer (Model EZ 6100)
- Range hold (Model EZ 6100)
- Autopolarity
- Automatic indication, unit and signs
- Feather touch button to select AC/DC - Lo  $\Omega$ / $\Omega$  function
- Low battery warning sign
- Safety fused

<b>EZ 6100</b>	
DCV 0-1000	5-Autoranges
ACV 0-600	4-Autoranges
DCMA 0-200	2-Ranges
ACMA 0-200	2-Ranges
$\Omega$ 0-2000K $\Omega$	5-Autoranges
Low Power $\Omega$	0-2000K $\Omega$
4-Autoranges Plus Continuity Buzzer	
<b>EZ 6200</b>	
DCV 0-1000	5-Autoranges
ACV 0-600	4-Autoranges
DCMA 0-200	1-Range
ACMA 0-200	1-Range
$\Omega$ 0-2000K $\Omega$	5-Autoranges
Low Power $\Omega$	0-2000K $\Omega$
4-Autoranges	

- Order AWS EZ 6200... \$105
- Order AWS EZ 6100 with continuity buzzer and range hold ..... \$142
- Order AWS C-30 Ever-Ready carrying case .... \$20
- For ordering information call toll-free: 800-645-5398 (N. Y., Hawaii, Alaska call collect 516-231-7050).


**A.W. SPERRY  
INSTRUMENTS INC.**  
The Measurable Advantage.

245 Marcus Blvd., Hauppauge, N.Y. 11787

CIRCLE NO. 53 ON FREE INFORMATION CARD

(Continued from page 14)

## Avanti Autosound Telescoping Antenna



Spirit II is a new autosound antenna from Avanti, designed to be mounted on glass surfaces and telescope to only 18" from its fully extended 48". Spirit I is said to reduce noise, static, and "picket fence" fading and to have gain superior to similar antennas. The exclusive on-glass mounting scheme eliminates the need to drill holes in a vehicle's body, and the coupling unit mounts inside the vehicle, where it's protected from the elements. The antenna can be mounted at any angle.

CIRCLE NO. 97 ON FREE INFORMATION CARD

## Fisher Direct-Drive Turntable



Model MT6420C is a semiautomatic dc servo-controlled direct-drive turntable. The controls for this 33 1/3- and 45-rpm turntable are located on a front panel, where they can be operated with the dust-cover closed. Among the unit's features are an integral tonearm equipped with magnetic cartridge, adjustable calibrated antiskate control, automatic arm return/shutoff system, viscous-damped cueing lever, stylus force adjustment control, strobe light and separate fine speed trim controls, and detachable headshell. \$169.95.

CIRCLE NO. 98 ON FREE INFORMATION CARD

## Autotek Premium In-Dash Car Stereo




Autotek's top-of-the-line Model CSR-3300 AM/FM-stereo receiver/cassette

car-stereo system is designed for in-dash installation. It has an adjustable voltage at its high-impedance output that is said to assure compatibility with virtually any car-stereo power amplifier. Its auto-reverse cassette deck features a sendust head, Dolby B noise reduction, 31-to-15,000-Hz range with metal tape, and 0.015% wrms wow and flutter. The tuner has a FET front end, LOCAL/DX switch, and FM muting. Amplifier output power is rated at 2.2 watts continuous per channel  $\pm$  3 dB from 30 to 15,000 Hz with no more than 1% THD. Size is 7" W x 5 1/4" D x 2" H. \$299.95.

CIRCLE NO. 99 ON FREE INFORMATION CARD

## Page Alert Vehicle Security & Pocket Pager System



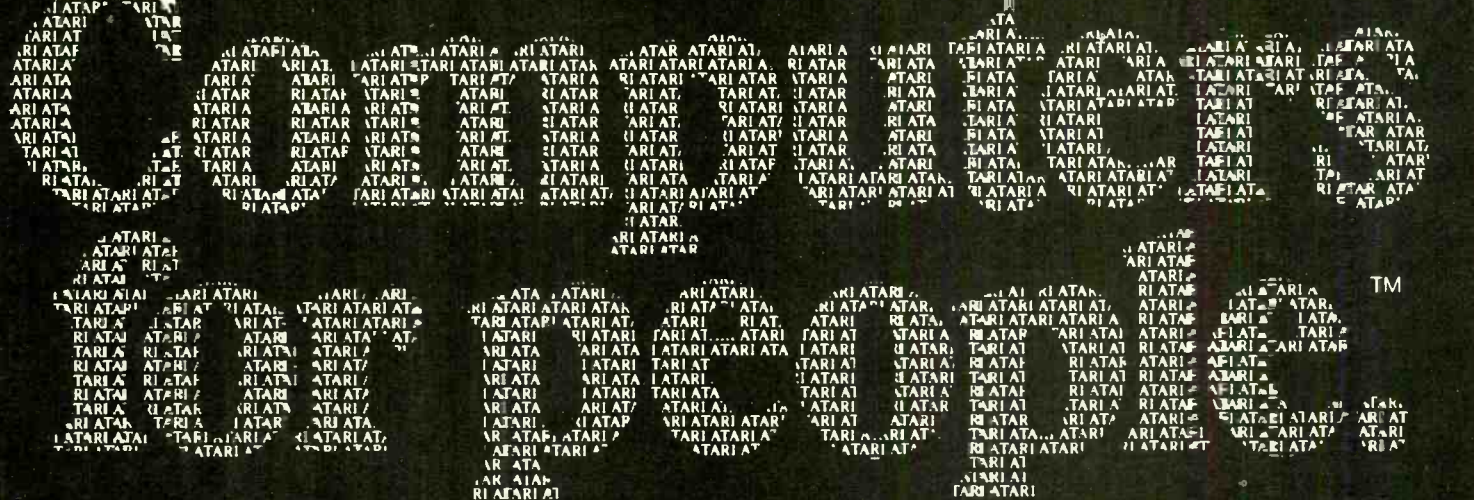
Page Alert Systems recently introduced a deluxe vehicle security system with pocket pager communication facilities. Installed in a vehicle, the Page Alert 4444's 4-watt transmitter sends out an individually coded radio signal to a small pocket pager if a break-in is attempted. Range is said to be 2 miles or more. A switch on the transmitter can be set to PAGE to send a signal to the pager and light its PAGE indicator. Setting the switch to SECURITY causes the pager to beep, but lights the SECURITY indicator. The two-tone sequential coding system used for the 4444 has over 10,000 individual combinations. Address: Page Alert Systems, Inc., 23842 Hawthorne Blvd., Torrance, CA 90505.

## Cybernet Wireless Stereo Headphone System

Cybernet's new Model TM-301 "Freedom Stereo" wireless headphone system connects to any line-level (preamp, tape, tuner, headphone output) source and feeds a wire-loop "antenna." Signals radiated from the antenna are said to be receivable anywhere in a home, even on other floors, via the wireless headset. A TALK button and built-in microphone in the transmitter permit paging as well. The phones feature left and right volume controls, frequency range of 50 to 14,000 Hz, and channel separation of 40 dB (frequency not specified). The transmitter measures 7 1/8" W x 7 1/4" D x 2 5/8" H and weighs 3 lb. Phones weigh 11 oz and are powered by two AA cells. Price of \$199.95 includes 100 feet of antenna wire and one stereo audio cable.

CIRCLE NO. 100 ON FREE INFORMATION CARD





Atari graphics and sound stand in a class by themselves."

David D Thornburg  
*Compute Magazine, November/December 1980*

"Its superiority lies in three areas: drawing fancy pictures (in color), playing music, and printing English characters onto the screen. Though the Apple can do all these things, Atari does them better."

Russell Walter  
*"Underground Guide to Buying a Computer"*  
 Published 1980,  
 SCLEBI Publications

"The Atari machine is the most extraordinary computer graphics box ever made..."

Ted Nelson  
*Creative Computing Magazine, June 1980*

"...so well packaged that it is the first personal computer I've used that I'm willing to set up in the living room."

Ken Skier, *OnComputing, Inc. Summer 1980*

"...well constructed, sleekly designed and user-friendly — expect reliable equipment, and strong maintenance and software support."

Videoplay  
*December, 1980*



**What computer people are saying about Computers for people.™**

To find out about the ATARI® 800™ Computer first hand, ask your local computer dealer for a hands-on demonstration. Or call, 800-538-8547 (In California 800-672-1404)



**ATARI**  
**Computers for people.™**

For further information write: Atari Inc., Computer Division, 1196 Borregas Avenue, Sunnyvale, CA 94086 Dept. C-51

By Harold A. Rodgers  
Executive Editor

## Digital Sturm und Drang

**N**O SOONER has digital audio begun to mature and come into its own than it has fallen under heavy attack from various critics, some apparently well meaning, some (I suspect) defending their vested interests in older technology, and some just plain ignorant. Naturally, this creates confusion among audio fans, who begin to wonder, "Is this technology all it is said to be?" This is unfortunate, for I have heard samples of digital recording that I would nominate for "best ever," if such a determination could really be made.

**The Criticisms.** Let's dispose of an ignorant objection first. Consider the notion that "chopping the music into 50,000 or so samples per second irretrievably loses a part of it." On the face of things, this is obviously true—whatever happens between sampling times is not recorded. Yet, it is not too difficult to show that what is lost, if it was there in the first place, is so high in frequency as to be of absolutely no significance to human ears. The problem is that the argument establishing this point is mathematical and a bit subtle. Apparently unable to comprehend it, certain "subjectivists," as they like to call themselves, give their fantasies free rein and decide that they hear what simply isn't there (or hear the lack of what isn't missing). Claiming to have golden ears, they display what might be better called brazen imagination.

Are we to believe that information theory, whose technological fruit are as diverse and extraordinary as high-resolution images of Saturn gleaned via space probe and the packing of literally thousands of simultaneous telephone messages into a single optical fiber is suddenly inadequate for the relatively straightforward task of analyzing a signal whose bandwidth extends only to 20 kHz or so? I think not.

Yet, it is not too hard to see how digital master recordings might well contain objectionable sounds. Such sounds may very well have been in the input signal to the recorder. Though it may come as a surprise to some, including a digital re-

recorder in the signal path is no guarantee of a superior recording. If anything, the greater transparency of the digital recording may well render errors of mixing or signal degradation that occurs in the console *more* noticeable than they would be with an analog recorder. Clearly, to blame the digital recorder for this makes about as much sense as chopping off the head of a messenger who brings bad news.

Another point to consider, since few of us are fortunate enough to be listening to actual digital tapes, is that no matter how good the mastering, poor production of the analog disc can render the overall result substandard. All digitally mastered discs are not the same, and finding one or two that are poor does not necessarily reflect on the entire technology.

Much has been made, too, of the idea that, once the parameters of a digital system are set, the level of performance it can deliver is fixed and cannot be improved. This is not entirely true, as it might well be possible at a later time to introduce improved error-correcting systems or slightly more linear analog-to-digital and digital-to-analog conversion. More to the point, however, there are theoretical limits on every recording system—vinyl disc, magnetic tape, or whatever. The difference is that the digital system lets us get close to the limit right away, whereas the vinyl disc, for example, has latent capabilities that we still cannot practically realize.

**The Stress Controversy.** In the January 1981 installment of this column, I mentioned the findings of Dr. John Diamond concerning the idea that digital recordings produce physiological stress in those who listen to them. At that time I reported the work of Nelson Morgan, who, using methods more conventional than those of Dr. Diamond, came up with sharply conflicting results, namely that digital recordings are biologically innocuous.

Since that time we have received several communications from supporters of Dr. Diamond to the effect that my ac-

ceptance of Morgan's findings was premature and might be serving to hinder a legitimate area of scientific inquiry. One of these communications, from Don and Carolyn Davis of Syn Aud Con in California, contained substantial documentation in support of Dr. Diamond's position. Lacking professional expertise in these matters, I referred this material to Dr. Laurence Greenhill, a practicing psychiatrist and sometime contributor to this column. Dr. Greenhill's comments are as follows:

The definition and concept of stress, as promoted by Dr. Diamond, requires clarification. Contemporary research on stress depends on independent validation using physiological measures with high interest reliability. Such measures have evolved from a sound, published experimental foundation. Changes in blood pressure, heart rate, cortisol and testosterone secretion, and in galvanic skin response are but a few of the respectable documented stress measures. These tests also have validity in linking stress to such consequence as heart disease. The Behavioral Kinesiology (BK) deltoid reflex test, regardless of Dr. Diamond's assertions, has not yet received wide acceptance among respected researchers who publish data in refereed journals. The link between the BK test and stress in human subjects has not been proven experimentally.

The "BK" test, done openly, can be totally explained on the basis of expectation and suggestion effects. Hypnotists routinely demonstrate feats of muscle weakness or strength in naive subjects by manipulating them through prior suggestion. Only double-blind techniques, described below, can remove such biases.

The methodology involved in the BK-deltoid muscle test at present has grave weaknesses; Dr. Diamond's demonstration before the AES was open and uncontrolled and was plainly subject to the researcher's biases. Did Dr. Diamond press down harder on his subject's arms when the digital music was being played? Scientific methodology places the burden of proof on those who made the observation of digital stress. Digitally mastered records will remain innocent until proven guilty.

Double-blind conditions must be used, where neither the tester or testee knows what type of record is being used. A reliable standardized mechanical "arm-displacer" and polygraphic recorder of the displacement and reflex must be used. Multiple baseline runs to establish strength and muscle fatigue decay under no-music conditions must precede the actual experimental run. Time of day and time of month (if the subject is female) must be controlled. Even if these procedures produce positive results, the findings have to be replicated in other laboratories. Such is the tedium of science.

(Continued on page 22)

This is no drill. This is the Air National Guard. The professionals who keep watch on the skies over America. All day. Every day.

It's serious business, because it's for real. And everyone from the jet engine mechanic to the weather technician knows it.

That's why they're here.

They know every time a pilot leaves the ground, they're riding with him. Their communications network, his ears. Their radar scopes, his eyes. Their aircraft maintenance, his life.

And whether it's a ground check on an

# When you're responsible for millions of miles of sky, you don't fly it alone.

electronic circuit. Or a steady hand on a refueling boom nine miles high, everything they do brings a special satisfaction. Because it counts.

If you're looking for the chance to do something meaningful. If you've got what it takes to take on a real job. If you get that tingle down your spine when a jet engine fires up. Then maybe you

should help us do what we do. We Guard America's Skies.

See your local Air National Guard recruiter. Or call us toll-free

800-638-0936

(except in Alaska, Hawaii and Puerto Rico); in Maryland call 301-981-3610.

## We Guard America's Skies.



The Guard belongs



Charles Santore  
1979

CIRCLE NO. 40 ON FREE INFORMATION CARD

[www.americanradiohistory.com](http://www.americanradiohistory.com)

(Continued from page 18)

Finally, there is the basic scientific issue. Dr. Diamond has made an observation that fatigue and stress result from listening to digitally encoded analog recordings. Doug Sax and Mark Levinson, among others, have reported similar digital-induced listener fatigue in print. But no one has done the appropriate work to prove or to disprove it. What is required is old-fashioned laboratory stress-research involving time, thought, subjects—and money.

Even if we grant Dr. Diamond his hypothesis, a strong case can be made that it is irrelevant. His control, after all, was not live music, but analog recordings. One could feel justified, therefore, in concluding that music that has not been passed through the analog recording process is stressful. In other words, it may be that *live music* is stressful and digital recording simply *preserves that quality while analog recording does not*.

Moreover, Dr. Diamond discovered the alleged stressfulness of digitally recorded music while using it as a therapeutic agent, something that seems doubtful as the primary purpose of a major composer or, indeed, any of the other artists involved. In fact, if we accept the well-circulated story of why Haydn inserted the sudden, loud chords into the second movement of his "Surprise" Symphony, here is a case in which a composer *deliberately* sought to induce stress in listeners. And does it seem credible that Tchaikovsky included cannons and bells in the score of the 1812 Overture for their restful, soothing quality? Or that Beethoven piled the entire d minor scale into a single chord to produce euphonious harmony, free of conflict? To me it does not, and to the extent analog recording reduces this heavy emotional impact and substitutes restfulness, its own displacement by a more accurate process cannot come too soon.

Doubtless there is some legitimacy to the use of music in therapy, but this must give way to the primary purpose of esthetic expression. (Music I have heard that was written expressly for therapeutic purposes has been pleasing in a bland way, but tends to be supremely boring compared to what I think of as real music.) Nevertheless, it would seem that there is abundant room to live and let live. The vast library of existing analog recordings should prove sufficient for Dr. Diamond and his patients, while those of us who are foolish enough to want all the emotional qualities that great composers put into their music to come through in recordings are free to listen to digital, stress and all. Even if digital recordings were to be imprinted with a health warning similar to that on cigarette packages, I don't think I could give them up. ♦

POPULAR ELECTRONICS



▲ APPLE II+ (48K) \$1299.00



TRS-80 MODEL III ▲ (48K) \$999.00



◀ ATARI 800 (48K) \$1019.00

PRINTERS

- MICROLINE-80..... \$489.00
- MICROLINE-82..... \$669.00
- MICROLINE-83..... \$999.00
- EPSON MX-70..... \$419.00
- EPSON MX-80..... \$519.00
- EPSON MX-80FT..... \$619.00
- CENTRONICS 737..... call for price

TERMS: Prices and specifications are subject to change. HARDSIDE accepts VISA & MASTERCARD. Certified checks and Money Orders Personal checks accepted (takes 3 weeks to clear). HARDSIDE pays all shipping charges (within 48 states) on all PREPAID Orders OVER \$100.00. Or all orders under \$100 a \$2.50 handling charge must be added. COD orders accepted. Orders over \$250 require 25% deposit; there is a \$4.00 handling charge. UPS Blue Label Air Freight available at extra cost. TRS-80, APPLE and ATARI are trademarks of Tandy, Apple Computer Co. and Warner Communications, respectively.





6 South St. Milford, NH 03055 (603) 673-5144  
TOLL FREE OUT-OF-STATE 1-800-258-1790

CIRCLE NO. 25 ON FREE INFORMATION CARD

**FREE** McIntosh  
**STEREO CATALOG**  
**and FM DIRECTORY**

Get all the newest and latest information on the new McIntosh catalog. In addition you will receive an FM station directory that covers all of North America.



**SEND TODAY!**

McIntosh Laboratory, Inc. PE  
East Side Station P.O. Box 96  
Binghamton, N.Y. 13904

NAME \_\_\_\_\_  
ADDRESS \_\_\_\_\_  
CITY \_\_\_\_\_ STATE \_\_\_\_\_ ZIP \_\_\_\_\_

If you are in a hurry for your catalog please send the coupon to McIntosh. For non rush service send the Reader Service Card to the magazine.

CIRCLE NO. 39 ON FREE INFORMATION CARD

# Audio Product of the Month

CHOSEN BY THE EDITORS OF POPULAR ELECTRONICS

## Sansui AU-D11 Integrated Stereo Amplifier

**"SUPER** feedforward" rather than conventional negative feedback is used to cancel distortion in the Sansui AU-D11 integrated stereo amplifier. The unit is rated to deliver 120 watts per channel to 8-ohm loads between 10 and 20,000 Hz with no more than 0.005% total harmonic distortion. Direct coupled, the amplifier has a specified slew rate of 250 V/ $\mu$ s, and a rise time of 0.8  $\mu$ s. The amplifier is 17  $\frac{9}{16}$ " W  $\times$  17  $\frac{1}{2}$ " D  $\times$  6  $\frac{7}{16}$ " H, and weighs 38.5 lb. A black panel and knobs contrast with the rosewood veneer cabinet. The suggested retail price is \$1000.

**General Description.** The control knobs of the Sansui AU-D11 (which incorporate the minimum number of detented positions) include tone and balance controls and a large VOLUME control with a 70-dB calibrated range. The tone controls have selectable turnover frequencies (150 or 300 Hz for the BASS and 3 or 6 Hz for the TREBLE) selected by pushbuttons. The switch labelled SPEAKERS at the upper left of the panel can connect either, both, or neither of two sets of speakers to the power-amplifier outputs.

The pushbutton controls of the AU-

D11 are elongated flat bars. One bypasses the tone-control circuits, two others engage 6-dB-per-octave filters with turnover frequencies of 16 Hz and 20 kHz, and a fourth (MUTE) reduces the gain by 20 dB.

On the INPUT SELECTOR, there are positions for two magnetic PHONO cartridges, TUNER, and AUX sources. A separate REC SELECTOR directs signals to the tape output jacks, which can handle two tape decks. With the control in its OFF setting, the tape outputs are completely isolated from the amplifier circuits. The SOURCE position feeds the



source selected by the INPUT SELECTOR to the tape output jacks. A position marked TUNER allows recording from a tuner while listening to another source. There are two DUBBING positions that can be used to record the selected SOURCE on one deck, or for dubbing from either deck to the other.

To hear the playback from either tape deck, or to monitor a program being recorded on a three-head machine, a TAPE PLAY pushbutton next to the REC SELECTOR is engaged. Two smaller buttons select the playback from either machine (playback is independent of the setting of the REC SELECTOR).

The phono section of the AU-D11 includes a built-in head amplifier for moving-coil cartridges. A small button between the INPUT SELECTOR and the REC SELECTOR converts the phono input from MM (moving magnet) to MC (moving coil), simultaneously changing the phono input impedance from 47,000 ohms to 100 ohms. A second button provides a choice of HI or LO gain settings for different moving-coil cartridges.

Activation of the individual pushbuttons, as well as the setting of the INPUT SELECTOR, is indicated by adjoining red LEDs. On initial power-up, the light above the pushbutton blinks for several seconds, until the amplifier's operating voltages have stabilized. Then a relay connects the speaker outputs and the light glows steadily. If the amplifier's overload protection circuit is tripped at any time, the outputs are disconnected immediately, and the POWER pilot light begins to blink. After the fault has been cleared, power must be shut off for a few

seconds and then reapplied to restore normal operation.

Phono jacks for all the signal inputs and the tape recorder connections, along with insulated binding posts for the speaker leads, are located on the amplifier's rear apron. Of the three ac convenience outlets in that same general area, one is switched.

Removing the wooden cabinet from the AU-D11 reveals an unusually rugged and well-finished interior, with the metalwork completely copper plated. The massive power supply has more than 65,000  $\mu\text{F}$  of filter capacitance, and the internal connections between the capacitors and from them to the rectifiers use heavy metal bus bars instead of wire. This is apparently meant to reduce the output impedance of the power supply to a minimum.

The output transistors, four in all, are mounted on a metal plate that transfers their heat to an internal sealed convection cooling system. Refrigerant vaporized by the heat circulates through a finned heat exchanger and is cooled by air moving through the chassis by convection. The entire cooling system is contained in the cabinet.

The Sansui "Super Feedforward" circuit is a combination of feedback and feedforward techniques. Negative feedback alone, if used in large amounts, requires careful control of the phase and gain in order to preserve stability. In the large amounts used in most transistorized amplifiers, it has been blamed for transient intermodulation distortion (TIM) when the open-loop bandwidth of the amplifier is too small.

In a typical feedforward system, the error signal sensed by comparing the input and output waveforms is fed to a very-low-distortion error amplifier that inverts it and sums it with the signal at the output, thereby cancelling the distortion at that point.

Negative feedback is applied conventionally, except that less of it is used than would normally be the case. Signal is tapped before the output stage but after the point where the feedback signal has been combined with the input signal and fed forward through a very-low-distortion error amplifier. With appropriate phase corrections, it is summed with the amplifier output.

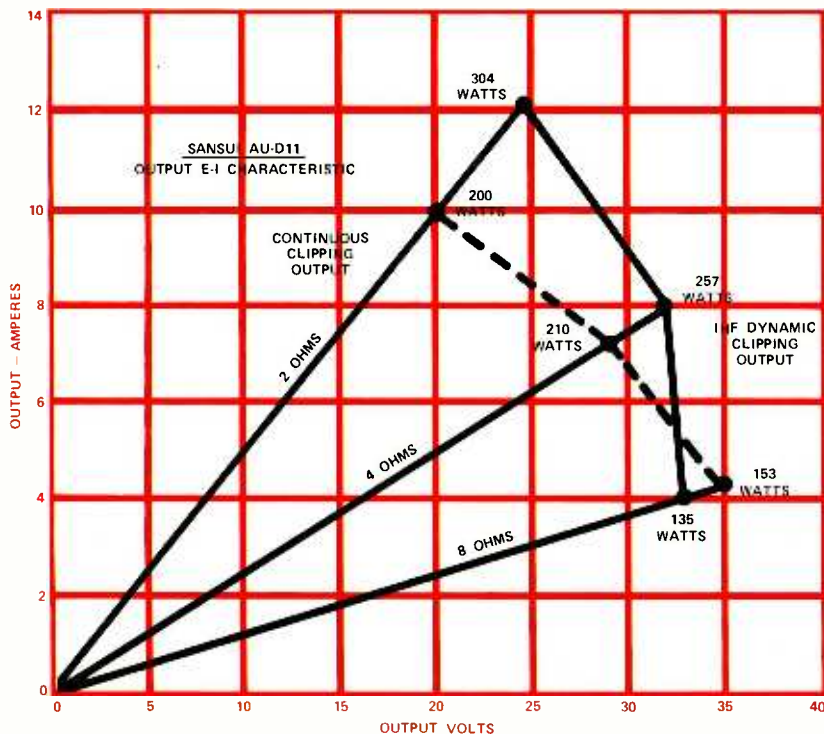
Also incorporated in the AU-D11 are such refinements as symmetrical balanced amplifier stages throughout the unit and direct-coupled signal path. One benefit claimed for this design approach is reduced envelope distortion of low-frequency signals.

**Laboratory Measurements.** As a rule, we consider distortion of 0.01% or less negligible, and categorize amplifiers having that quality as "nondistorting." The Sansui AU-D11 easily meets that standard; the highest distortion we measured from it was 0.006% at 20,000 Hz. Over much of the audio range, the distortion was well under 0.001% for power outputs from a fraction of a watt to well above rated power.

Even when we drove 4- and 2-ohm loads (operation into 2 ohms is specifically *not* recommended by Sansui) the distortion was negligible until clipping occurred. This happened at 153 watts per channel into 8 ohms (IHF Clipping Headroom = 1.06 dB) and at 210 watts when driving 4-ohm loads. The maximum power into 2 ohms was set by the amplifier's protective circuit, which shut it off at 200 watts—before any waveform distortion was visible.

When we used the 20 millisecond tone-burst signal of the IHF Dynamic Headroom test, the 8-ohm maximum output was actually slightly *less* than its continuous output, measuring 135 watts for a clipping headroom rating of 0.5 dB. However, into a lower load impedance the short-term output was impressively high, 257 watts at 4 ohms and 304 watts at 2 ohms (again, the protective relay intervened before distortion).

Although we do not attempt to measure TIM by any of the several methods that have been proposed for that purpose (there are no current standards for TIM measurements), its absence can be inferred from several of the tests we did make. The two-tone IM distortion with equal amplitude output signals at 19 and 20 kHz having a peak amplitude equal to that of a 120-watt sine-wave signal, was a barely detectable -92 dB for the third-order product at 18 kHz, and the second-order distortion at 1 kHz was our measurement residual of -96 dB. The IHF Slew Factor exceeded our measurement limit of 25, and measured



Power output characteristic of the Sansui AU-D11 with loads of 2, 4 and 8 ohms.

# Here's the easy way to join the microprocessor revolution.

Heathkit/Zenith Self-Study Courses give you a thorough understanding of microprocessor theory and applications. They put you in command of your electronics future.

From TV's and toys to cars and computers, the microprocessor finds its way into our lives. Your future in electronics requires a working knowledge of microprocessors and now there's an easy, low-cost way to get it.

**Heathkit/Zenith step-by-step home-study.** You learn at your own pace with an illustrated, easy-to-follow text, reinforced by color visuals and audio cassettes. The easy step-by-step format organizes the material into bite-size units. Test questions at the end of each step assure a thorough understanding before proceeding to the next step. Learning has never been easier.

**Hands-on programming exercises.** You learn by doing, not just reading. Special exercises performed on the Heathkit/Zenith Microprocessor Trainer give you hands-on experience in programming and interfacing. You come away with a complete working command of the microprocessor and how it's used in a growing number of devices today.

**Recommended for college credit.** Many Heathkit/Zenith Courses are now recommended for college credit by the American Council on Education. If you can't go back to college, now you can bring college home to you.

**Free Heathkit Catalog.** Details and prices on the complete line of Heathkit/Zenith Self-Study Courses are in the new, free Heathkit Catalog. Send for yours today or pick one up at your nearby Heathkit Electronic Center.

**DON'T LET CHANGING TECHNOLOGY PASS YOU BY.** Heathkit/Zenith offers a complete line of home-study courses on the latest in electronic specialties:

Operational Amplifiers	Digital Techniques	AC & DC Electronics
Phase-Locked Loops	Electronic Test Equipment	Electronics for Hobbyists
I.C. Timers	Electronic Circuits	Communications
Active Filters	Semiconductor Devices	



**Send for free catalog.**  
Write to Heath Co., Dept. 010-784, Benton Harbor, MI 49022.

In Canada, write Heath Co., 1478 Dundas Street East, Mississauga, Ontario, L4X 2R7.



**Visit your Heathkit Store.**

Heathkit products are displayed, sold and serviced at 62 Heathkit Electronic Centers in the U.S. and Canada. See your telephone white pages for locations.

In the U.S., Heathkit Electronic Centers are units of Veritechnology Electronics Corporation.

CIRCLE NO. 26 ON FREE INFORMATION CARD

## Heathkit



## Educational Systems





# Popular Electronics Tests

## General Electric 13AC1542W 13" Color TV Receiver



**G**ENERAL ELECTRIC's Model 13AC1542W differs considerably from the deluxe 19" and 25" EC and EM color-TV chassis in the company's 1981 lineup (see review of 19ECO77OW, PE, September 1980). This 13" set has no removable modules and lacks vertical-interval color reference VIR II circuitry. There are also fewer integrated circuits (four total, all in sockets). Even so, the 1542W approaches the performance of a much more expensive color-TV receiver.

A programmable infrared remote-control system is standard in this set. It's a simplified version of the one used in GE's higher-priced sets, offering up/down tuning and volume-control setting but no direct channel addressing. However, all stations are user programmable, and scanning (via either the remote controller or the front-panel keyboard) is very fast. Also provided are the usual CATV midband channels, al-

though there is no manual fine-tuning or extended-range automatic fine tuning (aft) arrangement for capturing non-standard CATV carriers.

The set measures 20½"W x 15¼"D x 14"H and weighs 35¼ lb. Price is about \$450, depending on area.

**General Description.** The LMP-91 four-frequency remote-control transmitter's volume-control and channel-selector buttons generate 41-to-54-kHz signals that modulate the continuous-wave infrared carrier. Channels between 2 and 92 can be initially set numerically or out of sequence, depending on user programming. Buttons for ADD, CLEAR, and PROGRAM are located behind a small door on the front panel. These are used to set up the various channels. A phase-locked-loop (PLL) frequency-synthesizer system automatically locks the frequency and phase of the video and sound for each channel chosen.

Composite video and audio enter the chassis through a network of capacitors and tunable inductors that matches tuner and i-f impedances. One LC network is set to 43.8 MHz for maximum video response, while another tailors the overall response curve so that video and chroma carriers occupy their assigned places (usually 50% on the swept response curve).

Three additional parallel-tuned traps attenuate the 39.75-MHz upper adjacent video, 47.25-MHz lower adjacent sound, and 41.25-MHz sound carriers but permit passage of the audio carrier to its takeoff point in the video i-f IC. Another inductor across the i-f chip input tunes for both maximum bandpass and balanced input.

The complex video chip performs the following functions: i-f amplification; synchronous video demodulation; automatic fine tuning (aft) detection; video amplification; and 4.5-MHz sound take-

# Now NRI takes you inside the new TRS-80 Model III microcomputer to train you at home as the new breed of computer specialist!

NRI teams up with Radio Shack advanced technology to teach you how to use, program, and service state-of-the-art microcomputers.



It's no longer enough to be just a programmer or a technician. With microcomputers moving into the fabric of our lives (over 250,000 of the TRS-80™ alone have been sold), interdisciplinary skills are demanded. And NRI can prepare you with the first course of its kind, covering the complete world of the microcomputer.

### Learn At Home in Your Spare Time

With NRI training, the programmer gains practical knowledge of hardware, enabling him to design simpler, more effective programs. And, with advanced programming skills, the technician can test and debug systems quickly and easily.

Only NRI gives you both kinds of training with the convenience of home study. No classroom pressures, no night school, no gasoline wasted. You learn at your convenience, at your own pace. Yet you're always backed by the NRI staff and your instructor, answering questions, giving you guidance, and available for special help if you need it.

### You Explore the New TRS-80 Model III Inside and Out

NRI training is hands-on training, with practical experiments and demonstrations as the very foundation of

your knowledge. You don't just program your computer, you go inside it...watch how circuits interact...interface with other systems...gain a real insight into its nature.



Training includes the new TRS-80 Model III microcomputer, 6-function LCD Beckman multi meter, and the NRI Discovery Lab with hundreds of tests and experiments.

You also work with a precision 26-scale, 6-function LCD Beckman multi-meter featuring full portability and a 3½ digit display. Using it along with the exclusive NRI Discovery Lab and your TRS-80, you perform over 60 separate experiments in all. You learn how to troubleshoot and gain greater understanding of the information your tests give you.

### Advanced Technology Microcomputer Is Yours to Keep

As part of your training, NRI sends you the new, state-of-the-art TRS-80 Model III microcomputer. This functional unit is complete with 65-key keyboard and 12" display in one desk-top unit. It features

high-speed cassette loading, built-in interface for parallel printer, and provisions for optional disk drive. Its 4K RAM is internally expandable to 16K or 48K and its BASIC language is compatible with most Model I software.

Along with your multimeter and the NRI Discovery Lab, this latest concept in advanced microcomputers is yours to learn with, yours to keep and use for your own personal programs, business use, and other applications.

### Send for Free Catalog...No Salesman Will Call

Get all the details on this exciting course in NRI's free, 100-page catalog. It shows all equipment, lesson outlines, and facts on other electronics courses such as Complete Communications with CB, TV and Audio Servicing, Digital Electronics, eleven different interest areas in all.


Send today, no salesman will ever bother you. Keep up with the latest technology as you learn on the world's most popular computer. If postcard has



been used, write to NRI Schools, 3939 Wisconsin Ave., Washington, D.C. 20016.



**NRI Schools**  
McGraw-Hill Continuing  
Education Center  
3939 Wisconsin Ave.  
Washington, D.C. 20016  
**We'll train you for the good jobs.**



(TRS-80 is a trademark of the Radio Shack division of Tandy Corp.)

off. There are only three inductors in this circuit, two used for setting the 45.75-MHz synchronous video detector and aft frequency variables. Interstage i-f tuning is nonexistent.

Lacking a comb filter, this receiver has both a conventional delay line and a 3.58-MHz chroma trap in the second (discrete) video amplifier stage. It also has a beam-current limiter and five stages of video amplification that provide more than adequate gain for the final video driver. In addition, it delivers luminance information to the emitters of the red, blue, and green mixer power amplifiers that drive the picture tube.

A very interesting and significant circuit in this set is the color monitor (Fig. 1), which contains only three transistor stages and a few diodes. Dc restorer Q295 processes horizontal pulses of varying amplitudes from a winding on the primary of the flyback transformer (not illustrated). The R - Y and B - Y sensors Q282 and Q284 receive color information from the outputs of chroma demodulators in the chroma processor via pins 7, 8, and 9 of connector PG5. With switch S300 set to AUTO, combined G - Y and B - Y feedback reaches the base of Q284 through C284, while R - Y supplies feedback through C281 to the base of Q282.

As the flyback transformer's current increases and decreases, Q295 does two things. First, it passes positive spikes of voltage through its emitter to diodes Y282 and Y284, which become bias and dc restorers for the R - Y and B - Y sensors. Secondly, it delivers an inverted pulse that charges C298. This pulse is then rectified by Y295 and becomes a negative clamp for the collectors of Q282 and Q284 during retrace. By this means, the average levels of R - Y and B - Y are sensed, G - Y becomes a tint phase shifter, all sensors are brightness and high-voltage controlled, and the common R - Y/B - Y collectors

### GENERAL ELECTRIC MODEL 13AC1542W RECEIVER LABORATORY DATA

Parameter	Measurement
Tuner/receiver sensitivity (min. signal for snow-free picture):	vhf (Ch. 3): -10 dBmV uhf (Chs. 30, 50): -5 dBmV
Voltage regulation (line varied from 105 to 130 V):	Low voltage: 145-V supply—81% 22-V supply—89% High voltage: 25-kV supply—83%
Luminance bandpass at CRT: Luminance bandpass at video detector:	3 MHz 4 MHz
S/N at CRT:	41.9 dB
Horizontal overscan:	8%
Agc signal swing (after r-f agc adjust):	51 dB
Audio bandpass (3 dB down):	80 Hz to 6 kHz (usable past 12 kHz)
Dc restoration:	80%
Power requirement (signal applied):	100 W (including remote)

Note: Instruments used in these measurements are: Tektronix/Teletest D66, D67A oscilloscopes; Sedelco FS-3D VU f/s meter; Data Precision 258, 1350, 1750 multimeters; B&K-Precision 1248, 1250, 3020 color and function generators; Sencore VA48 (modified), CG169, and PR57 video analyst, color and power sources.

produce a matrixed output. This output then either adds to or subtracts from the chroma signals, ultimately maintaining a relatively constant output under varying color tracking conditions. The heavily filtered outputs from these parallel-connected transistors then supply a control voltage for the color-control portion of the chroma-processor IC. Output from the chroma processor goes to the final RGB amplifiers and cathodes of the picture tube. Color and tint levels are further preset and limited through a resistor that is bypassed during manual chroma control.

Like many other modern table-model color sets, this one has both a bridge rectifier and start-up circuit composed of four diodes and a silicon controlled rectifier (SCR). When power is applied, and after the degaussing coils cut out, the power supply develops an unregulated 145-volt dc source for selected ver-

tical circuits. This 145 volts is also divided and sent to the start-up SCR. When triggered, the SCR's output goes to the scan power source, vertical and horizontal countdown circuits, and horizontal driver. Meanwhile, the +145-volt source furnishes current and voltage to the primary of the flyback transformer to the primary of the flyback transformer to drive the horizontal output. Other operating voltages are derived from various half-wave diodes and a special circuit connected to windings on the flyback transformer.

This circuit is interesting because it operates from the flyback transformer at the 15,734-Hz horizontal rate, through a ferroresonant saturable reactor that regulates the CRT filament voltages and the 35-, 22-, and 12-volt sources. Fully isolated secondaries supply 90% regulation for ICs and various other bias and operating functions.

In addition to a side pincushion trans-

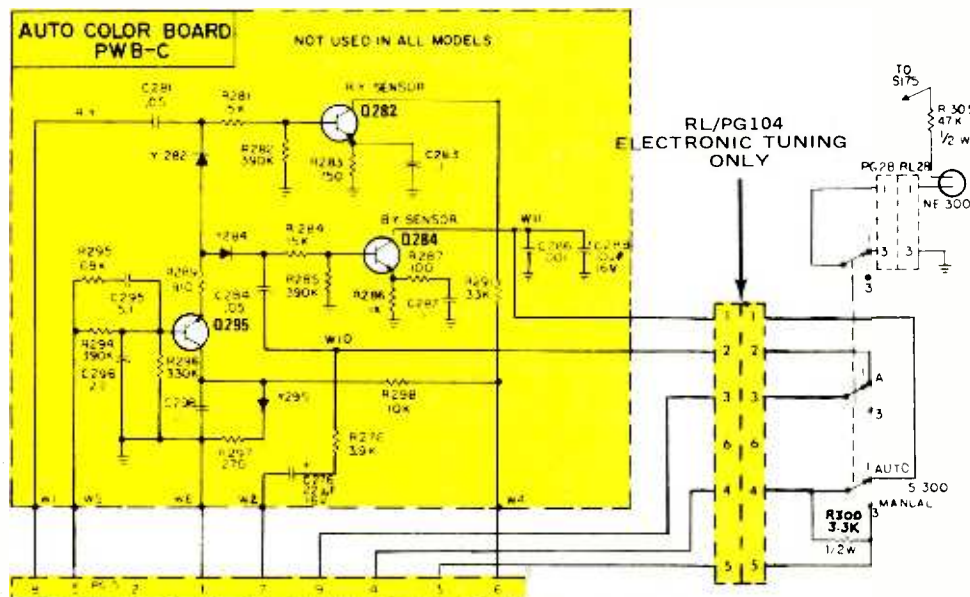


Fig. 1. The color monitor contains only three transistor stages to provide a signal that eventually controls the chroma-processor IC.

# Gas Saver Tested & Patented

DENVER—The Copley News Service reported that United States Patents have now been issued to Wm. Trevaskis, California veteran electrical engineer, for his Vapor-Jet® brand water vapor injector (Pat. #4,119,062).

Trevaskis has developed what amounts to a 20 cents per gallon "rebate" on gasoline, by designing a low-cost injector for automobiles, light trucks, vans and recreational vehicles.

The Vapor-Jet® system has test results showing miles per gallon improvement of 17.3 per cent on Trevaskis' 1971 Ford Galaxy and 13.3 per cent on a 1973 Olds Starfire.

Water injectors were developed to a highly refined state during World War II, to give combat planes increased speed and extended range. However, up to now, the low price of gas and the high cost and extremely difficult installation required for earlier injectors combined to make them unattractive for automobiles and light trucks.

The design of Trevaskis' new Vapor-Jet® is, on the other hand, very inexpensive (\$29.95 + \$3.00 shipping) and can be easily installed in ten to fifteen minutes.

The Vapor-Jet® has an unconditional 60 day guarantee. If for any reason you are not satisfied you may return it within 60 days of the day you installed it for a \$29.95 refund. Following are some questions most frequently asked about Vapor-Jet® :

#### How does the Vapor-Jet® system work?

Vapor-Jet® operates very simply with no moving parts to wear out. It uses engine vacuum to pull outside air through a reservoir containing a water/methanol mixture which is attached to the car under the hood. This causes the fluid to bubble and splash forming a mist of water droplets and vapor in the upper part of the reservoir. This mist is then drawn by vacuum through a hose which is connected to any intake manifold suction hose. This connection is made very simply by our exclusive hypodermic-like injector nozzle which contains a regulator to allow just the right amount of mist to pass into the combustion chamber.

The introduction of this mist into the fuel air mixture has a cooling effect that increases the mixture density, extends the burning rate, and improves combustion efficiency. This eliminates ping (predetonation) and dieseling (after running of motor). Since steam is a good cleaner it also helps dissolve carbon deposits on the spark plugs and cylinder walls of older vehicles and helps prevent carbon buildup in new ones. Tests prove engine horsepower and octane ratings are increased with Vapor-Jet® because more fuel is converted into power producing energy. Vapor-Jet® combined with regular gas gives "premium" results.

How much mileage increase can be ex-



#### pected?

This varies from car to car. Independent testing on Trevaskis' car obtained improvements from 13.3% to 17.3%.

#### Will Vapor-Jet® fit all cars and is it easy to install?

Yes. Vapor-Jet® is easily installed on all domestic and foreign cars, vans, light trucks, R.V.s, campers, motor homes, and small boats. It will work on fuel injection, lean burn cars and cars with turbo chargers and superchargers and rotary engines. It will also work with unleaded gas, gasohol, or propane burning cars. The same kit fits all cars and contains everything needed. Simple installation instructions with a diagram are included and even a novice should be able to install it in less than 10 minutes. Simply take an ice pick or drill and make a small hole through any intake manifold suction hose (i.e.; PCV hose, brake assist hose, vacuum advance hose, etc.). Screw the injector nozzle into the hole, mount the reservoir by means of the bracket and screw supplied and connect the reservoir to the injector nozzle by means of the hose supplied. If you don't want to install it yourself most service stations will for a few bucks.

#### Can Vapor-Jet® damage my engine or cause rust?

Absolutely not! Vapor-Jet® cools down the fuel air mixture giving a better burn and suppresses ping thus aiding your engine. The mist that enters into the engine turns immediately into vapor and exits out the exhaust similar to driving on a rainy day.

#### What is the purpose of the methanol V.I.M. (Vapor Injector Mix) and how long

#### does it last?

The reservoir measures 3½" × 5½" × 7½" and holds just under ½ gal. A full reservoir should last 1,000 to 1,500 miles. Methanol (wood) alcohol is mixed with water mainly to prevent freezing and lesser amounts used to keep the injector nozzle clean in non-freezing weather. The cost of the methanol is minimal because in all but the very coldest climates one gallon will last about 8,000 miles or more in all weather above 18°F. Sources of methanol are drug stores, paint supply stores, service stations, chemical supply houses and bottled gas companies. Substitutions are ethanol (grain) alcohol or other gas line antifreezes that contain methanol.

For purchase, or further information write or call Ft. Morgan Vapor-Jet®, 15160 Hwy 144, #7, Ft. Morgan, CO 80701, (303) 867-9320. Dealerships available. (offer void in Ca.)

I, enclose \$29.95 + \$3.00 postage and handling:

Check     Cash     Mastercard

VISA     C.O.D.    Total \_\_\_\_\_

Card # \_\_\_\_\_

Exp. Date \_\_\_\_\_

Name \_\_\_\_\_

Address \_\_\_\_\_

City \_\_\_\_\_

State \_\_\_\_\_ Zip \_\_\_\_\_

60 day money back guarantee

former and a bridge or ring modulator type of dynamic convergence, this set features dual-diode scan rectification. This involves +13- and -13-volt sources from the secondary of the fly-back transformer, developed by oppositely polarized diodes for the collector and emitter of the two vertical-output transistors. Operating during line time forward scan, they supply operating

voltages based on conduction time of the horizontal output transformer to the vertical-output stages. This compensates for any changes in the usual 4:3 rectangular aspect raster ratio that might occur due to large beam-current drains or changes in ac supply voltages.

The convergence modulator receives vertical, horizontal, and pincushion inputs and mixes them in a diode bridge.

This circuit shapes yoke currents so that red, blue, and green phosphors on the CRT are energized symmetrically and linearly. Dynamic adjustments for left, right, top, and bottom are made by one series inductor and four rheostats connected to the various inputs of the bridge. All are mounted on a separate plug-connected module.

**Test Results.** The tuner exhibited better-than-average sensitivity and signal-to-noise ratio (S/N). A full 4 MHz of multiburst was measured at the video detector, while luminance bandpass at the CRT was 3 MHz (Fig. 2.). Swept chroma response was good, as shown in Fig. 3. Agc swing between saturation and cutoff measured 51 dB, which is adequate if the r-f agc potentiometer has been carefully adjusted. With this receiver, you can easily set the r-f agc for greater tuner sensitivity but less agc swing, making the 1542W excellent for long-distance reception. Using only 40 dB of agc swing, we measured vhf and uhf tuner sensitivities before snow of -12 and -20 dBmV, respectively.

Vector differences between manual and color-monitor control are illustrated in Fig. 4. Additional R - Y drive forces enlargement of the vector on the right and produces extra expansion and clipping in the eighth through tenth petals, although not nearly as much as fixed or static circuits that jam oranges and reds together and expand blues, distorting R - Y and B - Y angles of demodulation to 110° or 120°. There is no spreading of flesh tones from their normal hues.

Antiflutter time constants were adequate to prevent or minimize most low-frequency disturbances from aircraft. There was also only slight CB interference on channel 2 at a distance of 60 feet from the transceiver.

Despite somewhat loose voltage regulation, the picture remained stable from 110 to 130 volts ac on the power line. Audio from the 4" Dynapower PM speaker was passable, and light, bright, colorful, pictures with strong contrast reflect the 21-to-26-kV high voltage generated, as well as plenty of video drive from the five luminance amplifiers and 24-pin chroma IC.

**User Comment.** While some of this set's measurements are a little off target, its color pictures, stylish appointments, and fast responses are pure pleasure. Its hot front end, excellent S/N, and other merits place it a good cut above its competition.

A combination of good luminance/chroma/brightness seems to compensate well for only 3 MHz of bandpass at the CRT. The way this set performs, one could easily be fooled into thinking it had a comb filter. All in all, we'd rate the 13AC1542W the best of the 13" sets available at the time we performed our tests.—Stan Prentiss.




Fig. 2. Multiburst test patterns at video detector and CRT cathodes show 4 MHz and 3 MHz respectively.

Fig. 3. Swept chroma at video detector and CRT. Normal vector has only slight distortion.


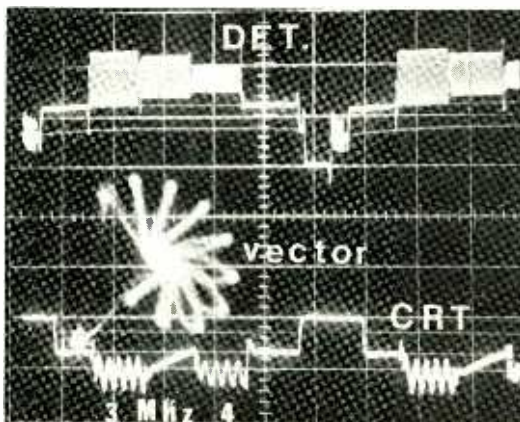


Fig. 4. Normal vector pattern on left, color monitor vector on right.



# ALBIA Electronics

# ALL NEW!

## DM-10 LOW OHM METER MODULE

Measures resistance from 10 milliOhms to 20 Ohms. Now you can measure resistance down to 10 milliOhms with this low cost, easy to use DVM module. Check coil resistance, transformers, relays, chokes, printed circuit board copper paths and ground cables. Special zero balance control nulls out input cable resistance to insure accurate readings. Your DVM has to be set to 2V range during operation.

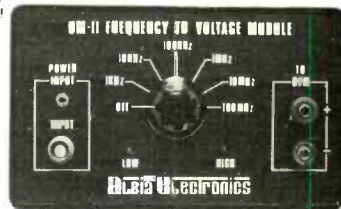


- Resistance range 10 milliOhms to 20 Ohms
- Zero Calibration control
- Battery powered (push to read battery saver circuit). Requires 1.9 Volt Battery (not included).
- Size 6.25" x 3.75" x 2" (Input cables not included or available)

## FREQUENCY METER MODULE LOW COST DM-11, "5Hz to 100MHz"

Measure frequencies from 5Hz to 100MHz on your digital voltmeter with a resolution of 3 1/2 digits — easy to use — perfect for field service — lab testing — home hobbyist! Connect the DM-11 to your DVM, set the DVM to the 2VDC range, connect a signal to the DM-11 via a BNC cable (not included) and measure the frequency of any source. Hi Lo Range LED's insure fast accurate readings.

- Input Sensitivity < 100Hz < 80mV
- 100Hz < 60mV < 30mV
- > 60MHz < 70mV
- Size 6.25" x 3.75" x 2"
- External 9V DC power supply included. (Model MMAC-2)
- BNC Input Cable Accessory (Model PSA-2 add \$14.95)



YOUR CHOICE


Any 2 For \$124.99  
**\$69<sup>95</sup>**  
 All 4 For \$239.99  
 EACH

Completely assembled and tested! Ready to use!

## 8 CHANNEL SCOPE MULTIPLEXER, DM-12

Convert your single channel scope into a 4 or 8 channel instrument; just connect the DM-12, 8 channel scope multiplexer to your scope; clip the 8 input probes to the signals you want to view. Simple, easy, fast — can handle logic level TTL signals from DC to 3MHz. Features separate spacing and trace amplitude controls and selectable sampling rate — all to insure easy clear scope display.

- 8 TTL compatible input channels (1 TTL load per channel) can drive 50 Ohm scope cable.
- Maximum full screen amplitude 1.6 Volts adjustable.
- Trace amplitude and spacing controls.
- 4 or 8 channel selector switch.
- 8 color coded input cable, 24" long with insulated alligator clips.
- External 9 VDC power supply included (Model MMAC-2)
- Size 6.25" x 3.75" x 2"
- BNC Output Cable Accessory (Model PSA-2 add \$14.95).



Completely assembled and tested! Ready to use!

## LOW COST DM-8 CAPACITANCE METER MODULE

Connect this high quality low cost Capacitance Meter Module, DM-8 to your digital Volt Meter and turn it into a Digital Capacitance Meter — the Low Cost Way!

- Push to read range (button) from 1pF to 20,000µF
- Zero calibration control
- In one easy to use, self-contained package.
- Battery powered, with "push to read" battery saver circuit (9V batteries not included)
- Size 6.25" x 3.75" x 2"

(When placing order specify the make and model DVM you're using so that factory modifications, if required, may be made before shipment is made.)

Completely assembled and tested!  
 Ready to use!  
**INSTANT ORDER INFORMATION BELOW!**



## LOW COST HIGH FREQUENCY COUNTER — NOW IN STOCK!!



The Albia Model DM-7, 8 Digit High Frequency Counter is easy to use, switch selectable time base input by a single BNC, nothing to build — nothing more to buy!

- 5 Hz to 550 MHz
- 8 big easy-to-read .43" high intensity LED display
- Crystal (±3 ppm @ 25 C) controlled 0.1 or 1.0 sec. gate times
- Convenient benchtop size (7"x10"x3") durable attractive case

NEVER BEFORE AT THIS LOW PRICE ..... **\$149<sup>95</sup>** Includes Warranty

COMPLETELY ASSEMBLED • PRE-CALIBRATED • PRE-TESTED

## REGULATED TRIPLE POWER SUPPLY BARGAIN PRICED ALBIA MODEL DM-6

A fully assembled and tested power supply that provides a solid, fully wired triple power supply including fixed 5V @ 1 Amp, 5V to 15V @ 0.5 Amp, and -5V to -15V @ 0.5 Amp — all supplies regulated, short proof. Each supply has short indicator LED. Complete and ready for use in a durable (8"x6"x3 1/2") metal case.

**\$99<sup>95</sup>** Includes Warranty



**FREE!!**  
 NEW 1981  
 SPRING/  
 SUMMER  
 CATALOG

Exciting new products!  
 Send today!!



**ALBIA SATISFACTION WARRANTY:**

If for any reason, whatsoever, you are not completely satisfied with your purchase, return it within 30 days of purchase date for a full refund — it's as simple as that!

**FOR FAST AND DEPENDABLE DELIVERY SERVICE**

CALL TOLL FREE: 1-800-243-6953 9 A.M. to 5 P.M. E.S.T.

WE ACCEPT MASTER CHARGE, VISA AND AMEX CREDIT CARDS

Connecticut Residents add 7 1/2% Sales Tax • Prices shown in U.S. currency only. Foreign orders add 15%.

**ALBIA ELECTRONICS INC**

24 Albia St. • New Haven, CT 06512

POSTAGE & HANDLING	
ORDERS	ADD
UP TO \$10.00	\$1.95
\$10.01 - \$25.00	3.75
\$25.01 - \$50.00	4.65
\$50.01 - \$100.00	6.45
ORDERS OVER \$100.00 WITHIN UNITED STATES	7.55

FREE ALBIA "TEMPLATE" WITH EVERY ORDER RECEIVED by June 25, 1981



# Popular Electronics Tests

## The Hickok Model MX-333

### Digital Multimeter



**T**HE Hickok MX-333 Universal Digital Multimeter is designed for both bench and field use. It has a 3 1/2-digit, 0.5" high LCD display and features autodecimal point positioning, autopolarity, and overrange indication. A LOBAT annunciator on the LCD display turns on when the battery is down to the

last 15-20% of its life expectancy. The high-impact plastic case is 2.2" high, 6.7" wide, and 6" deep and weighs 22 ounces. The LCD display is mounted in a 45°-tilted front panel to allow the user to see the display clearly when the instrument is on a flat workbench or suspended from the user's belt (via a belt-clip). This also allows the light-reflecting LCD display to use the maximum ambient light. Up to 6-kV transient protection is provided on the ac and dc functions, 500 volts on resistance, and a fuse protects the current functions. Suggested retail price is \$249.

**General Description.** The MX-333 is equipped with four recessed test-lead connectors—COM, V/Ω, 10A, and mA/20Ω. On the straight portion of the front panel are 10 function and range



# FREE

The newest in home computers, fine stereo components, color TV, HAM radio, precision test equipment, innovative electronics for the home—all in easy-to-build, money-saving kits.

Send today for your **FREE Heathkit® Catalog**



If coupon is missing, write Heath Co., Dept. 010-782 Benton Harbor, MI 49022

Send to: Heath Co., Dept. 010-782 Benton Harbor, MI 49022.

Send my free Heathkit Catalog now. I am not currently receiving your catalog.

Name \_\_\_\_\_

Address \_\_\_\_\_

City \_\_\_\_\_ State \_\_\_\_\_

CL-724A Zip \_\_\_\_\_

CIRCLE NO. 27 ON FREE INFORMATION CARD

## test equipment

pushbuttons, the power on/off pushbutton, and a control used to null test-lead resistance when using the 20-ohm resistance range. Besides the LCD display, the sloping portion of the front panel also supports an audio tone on/off pushbutton (with associated small speaker hole), and a BNC connector for use with an optional 10:1 probe in what Hickok calls the LOGI-TRAK function. The internal 9-volt battery is accessed via a finger-screw locked sliding panel on the rear.

The audio portion of the MX-333, called VARI-PITCH, is used for "eyes-off" operation. When it is on, an audio tone with a frequency proportional to the LCD display indication is produced.

VARI-PITCH operates on all ranges and functions. In the resistance function, the tone is off at open circuit and increases in frequency with diminishing resistance. On other functions, the tone begins at a display of 40 or less and extends to four times full scale. Response time is less than 100 ms.

The LOGI-TRAK function, which works in conjunction with VARI-PITCH, uses any 10:1 scope-type probe and has an input impedance of 10 megohms/10 pF. It operates when the LOGIC pushbutton is depressed. The minimum pulse width detected is typically 5 ns; pulse indication is a colon on the display and an audio signal. Maximum frequency is 80 MHz. Overload protection extends to 300 V dc or rms continuous.

The *dc voltage* function provides five ranges from 200 mV to 1 kV full scale with an accuracy of  $\pm 0.1\%$  reading plus 1 digit. Overload protection extends to 1 kV dc/peak ac, and up to 6-kV for transients. Input resistance is 10 megohms on all ranges. Normal-mode rejection ratio is 50 dB at 60 Hz; common-mode rejection ratio is 100 dB.

The *ac voltage* function provides five ranges from 200 mV to 1 kV full scale with an accuracy of  $\pm 1\%$  reading plus 2 digits between 45 and 1 kHz, and  $\pm 5\%$  reading plus 5 digits between 1 kHz and 5 kHz on the 200-mV to 20-V ranges. Overloads up to 1 kV dc or 750 V rms are protected on all except the 200-mV range, which must not be exposed to anything over 200 V rms for more than 15 seconds. Input impedance is 10 megohms on all ranges. Dc blocking voltage is 1 kV dc plus peak ac.

The *resistance* function has seven decade-spaced ranges from 20 ohms to 20 megohms. Accuracy is  $\pm 3\%$  on the 20-ohm range; 0.2% on 200 ohms; 0.1% on 2k, 20k, 200k, and 2 megohms; and 1% plus 1 digit on the 20-megohm range. There is overload protection to 500 V dc/rms on all ranges, with a 2-ampere fuse in the 20-ohm range. Voltage dropped across the component under test is 0.25 volt for full scale indication and 3.2 V maximum (open circuit).

The *diode test* range measures the forward drop of a semiconductor junction between 0 and 2 volts dc. The test levels are 2 mA nominal and 2.5 volts

open circuit. Overload protection covers 500 V dc or rms.

Both *ac and dc current* functions provide five ranges from 2 mA to 10 amperes. Resolution ranges from 1  $\mu$ A on the 2-mA range to 10 mA on the 10-ampere range. Dc accuracy is  $\pm 1\%$  on the 2-mA, 20-mA, and 200-mA ranges;  $\pm 1.5\%$  on the 2-ampere range; and  $\pm 1.2\%$  on the 10-ampere range. All are plus 1 digit. The ac current accuracy is  $\pm 2.5\%$  on the 2-mA range and  $\pm 1.5\%$  on the 20-mA range, both measured between 45 and 65 Hz; and  $\pm 1.5\%$  on the upper three ranges, measured between 45 and 400 Hz. All are plus 2 digits. The voltage burden is 0.25 volt on the lower three ranges and 0.5 volt on the 10-ampere range. Overload protection is good for 250 V at 2 amperes except on the 10-ampere range, where it is 15 amperes for one minute maximum.

Packaged with the instrument is a 9-volt battery, a set of safety test leads (red and black), alligator clips, a belt clip and four extra skidproof feet.

**Comments.** The MX-333 was checked by the Lockheed Electronics Company Instrumentation Measurements Laboratory, against standards traceable to the National Bureau of Standards. After the tests, the IML issued a certificate testifying that the MX-333 met its published specifications in all respects.

The instrument was used on a test bench for several weeks performing conventional functions. The DMM was very easy to use because of the unambiguous pushbuttons for function and range. The positive detenting of the pushbuttons made selection easy. Having the LCD display angled at 45° not only makes the instrument easy to read when placed on a flat surface, but also keeps the display well illuminated when overhead lighting is used. One slight problem was the reflection of overhead fluorescent lights on the front surface of the display.

The VARI-PITCH function takes a little getting used to, but once you do, it is quite handy—especially for making continuity checks. Similarly, LOGI-TRAK is excellent for measurements on high-impedance CMOS circuitry.

If you do much servicing of console equipment, the belt-clip operation of the MX-333 can be very handy. Since the test-lead connectors are mounted on the side of the instrument, the leads do not get in the way. The slope of the display panel, which we found too acute for bench-top operation because of glare, also creates a problem when the instrument is clipped to the belt. The user must bend over slightly in order to see the display.

In conclusion, we find the MX-333 an excellent instrument, quite at home both on the bench and in the field. Although it may cost a little more than other portable DMMs, its versatility provides compensation.—Leslie Solomon

CIRCLE NO. 104 ON FREE INFORMATION CARD



By Leslie Solomon  
Senior Technical Editor

## Free Computer Networks

**A** VIRTUALLY limitless information resource lies almost at your fingertips in the form of some 250 computerized bulletin boards that can be accessed by any microcomputer having a 300-baud, Bell-103 compatible modem. Most use the carriage return as the speed-recognition character and become self-prompting thereafter.

Some systems offer specialized information (medicine, astronomy, photography, ham radio, etc.), while others are more generalized. Most are available evenings or weekends when phone rates are low, while others operate 24 hours a day, 7 days a week. The listing of a telephone number offers no assurance that the system is in operation, as many shut down periodically for maintenance, and others may stop without notice.

Novation, Inc., Tarzana, CA, a modem manufacturers, offers a free dial-up directory with up-to-date listings. Operating 24 hours a day, it can be reached by calling 213-881-6880 and when the message LOGON PLEASE appears, type CAT, then carriage return (or ENTER). An 18-item menu consisting of Novation product information, a glossary of computer terms, and a modem/printer test will appear. Item 18 is the directory of dial-up systems that is updated each month.

As a service to our readers, we would like to be kept up to date on all free bulletin boards, times of operation, and what services are offered. Send all information to this column care of POPULAR ELECTRONICS, 1 Park Ave., New York, NY 10016.

309  
688-0470  
694-6531

312  
236-7522  
255-6489  
269-8083  
296-7486  
337-6631  
359-9450  
420-7995  
528-7141  
545-8086  
622-8802  
622-9609  
726-8263  
767-0202  
782-8180  
782-9751  
941-9009  
964-7768

313  
288-0335  
357-1422  
465-9531  
477-4471  
484-0732  
569-2063  
588-7054

314  
227-8495  
781-1308  
838-7784

316  
746-2078

319  
353-6528  
557-9618

404  
394-4220  
733-3461  
790-8614  
793-1045  
939-1520  
939-8429  
953-0723

405  
353-2554  
528-8009

408  
227-5416  
241-1956  
296-5799  
263-0248  
263-9650

414  
241-5406

241-8364  
282-8118

415  
348-2139  
348-2396  
493-7691  
527-0400  
573-8768  
593-1200  
647-9524  
661-0705  
683-4703  
792-8406  
851-3453  
948-1474  
968-5140

417  
862-7852

419  
351-3845  
865-1594

502  
245-8288  
896-9624

503  
641-5510  
641-8555  
641-9029  
646-5510

512  
657-0779

513  
671-2753  
874-2283

515  
279-8863

523  
223-3672

602  
866-0258  
956-5612  
957-4428  
957-9282

604  
687-2640

607  
754-5571  
797-6416

609  
983-5970

612  
561-6311  
929-8966

### 201

283-2724  
457-0893  
528-6623  
688-7117  
753-1225  
753-8152  
764-4974  
835-7228  
843-4563  
874-6833  
891-7441  
968-1074

### 202

281-2125  
337-4694  
635-5730

### 203

348-6353  
357-1920  
746-4644

### 205

272-5069  
945-1489

### 206

244-5438  
246-8983  
334-7394  
482-5134  
482-5590  
524-0203  
546-6239  
723-3282  
937-0444

### 209

638-6392

### 212

245-4363  
448-6576  
787-5520  
933-9459  
997-2186

### 213

276-4276  
291-9314  
316-5706  
329-3715  
340-0135  
346-1849  
349-5728  
360-6332

### 394-1505

395-1592  
396-3905  
424-3506  
428-4718  
459-3177  
459-6400  
566-8035  
631-3186  
657-8803  
673-2206  
675-8803  
709-5423  
787-4004  
795-3788  
799-1632  
799-6514  
826-0325  
828-3400  
843-5390  
881-6880  
921-2111

### 214

288-4859  
634-2668  
634-2775  
641-8759

### 215

563-0674

### 216

486-4176  
644-1965  
745-7855

### 217

429-5505

### 301

344-9156

### 303

759-2625  
771-3826  
789-0936

### 305

261-3639  
566-0805  
689-3234  
772-4444  
821-7401  
862-6917  
989-9647

# Educator, Entertainer, Accountant.

## Your Challenger Personal Computer.

Through the miracle of modern technology, a complete computer as powerful as the multimillion dollar room-sized computers of a few years ago can be put in a package the size of a typewriter and sells for as little as a color television set!

Through its years of microcomputer experience, Ohio Scientific has effectively channeled this tremendous computer power into a "friendly" computer with hundreds of personal uses, via a huge software library of programs for a broad range of personal, home, educational and business use.

This available software allows you to use and enjoy your computer without becoming an expert. The Challenger, however, is a powerful, general purpose computer which can be programmed in several languages by those who choose to.

Here are just a few of the popular uses of an Ohio Scientific Challenger Computer:

### Education

The personal computer is the ultimate

educational aid because it can entertain while it educates. Software available ranges from enhancing your children's basic math, reading and spelling ability, through tutoring high school and college subjects, to teaching the fundamentals of computers and computer programming.

### Entertainment

Many of the Challenger's games educate while they entertain, from cartoons for preschoolers to games which sharpen mathematical and logical abilities. But, entertainment doesn't stop here. The Challenger's graphics capabilities and fast operation allow it to display action games with much more detail than the best video games, providing spectacular action in games such as Invaders, Space Wars, Tiger Tank and more! All popular sports such as golf, baseball and bowling are available as simulated computer games as well as many conventional games such as chess where the computer plays the role of a formidable opponent.

### Accounting

Your Challenger computer can keep track of your checkbook, savings account, loans, expenses, monitor your calorie intake and your biorythms.

If you are involved in a business, you can use it to do word processing; accounting, inventory control, order processing, customer lists, client records, mailing labels and planning.

### And more:

This may seem like a lot of uses, but it's only the tip of the iceberg for a general purpose computer. For example, your Challenger can be expanded to control lights and appliances, manage your energy usage and monitor for fire and break-ins. Furthermore, it can communicate with you, with other computers and the new personal computer information services over the telephone.

In fact, the uses of general purpose, personalized computers are expanding daily as more and more people discover the tremendous capabilities

of these new technological wonders.

**Ohio Scientific offers you four personalized computer systems starting at just \$479.**



For a free catalog and the name of the dealer nearest you, call 1-800-321-6850 toll free.

**OHIO SCIENTIFIC**

a **M/A/COM** Company

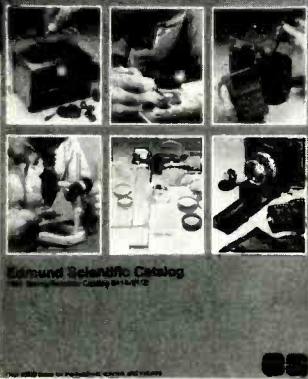
1333 SOUTH CHILlicothe ROAD  
AURORA, OH 44202 • (216) 831-5600

CIRCLE NO. 46 ON FREE INFORMATION CARD

[www.americanradiohistory.com](http://www.americanradiohistory.com)

# New, Unique, Hard-To-Find Products Alternate Energy, Biofeedback, Telescopes, Optics, Tools, Weather, Motors, Magnets, Microscopes, Lab Equipment, & More!

## In One Giant FREE Catalog



**Best Quality! Best Selection! Biggest Catalog!**  
For over 40 years, thousands of engineers, craftsmen, hobbyists, and do-it-yourselfers nationwide, have been going directly to the Edmund Scientific Catalog. They find top quality products for every need... fully guaranteed!

FREE! You can have a copy of this unique catalog now, just for the asking. Simply fill in below, mail today, and your Edmund Scientific Catalog will be on its way to you.

Send **FREE** Catalog

No. 247 1981 Edmund Scientific Co

NAME \_\_\_\_\_  
ADDRESS \_\_\_\_\_  
CITY \_\_\_\_\_ STATE \_\_\_\_\_ ZIP \_\_\_\_\_

**ES** Edmund Scientific Dept. 3240 AV12 Edscorp Bldg Barrington, N.J. 08007

## computers

<b>613</b> 725-2243	<b>802</b> 748-9089 879-4981
<b>614</b> 272-2759 649-7097	<b>803</b> 270-5372 270-5392 279-5392 771-0922 772-1592
<b>615</b> 254-9193	<b>804</b> 340-5246 543-7194
<b>617</b> 354-4682 388-5125 431-1699 649-7097 692-3973 864-3819 897-0346 963-8310	<b>805</b> 484-9904 527-9321 682-7876 964-4115
<b>702</b> 826-7234 873-9491 454-3417	<b>806</b> 355-5612
<b>703</b> 281-2125 281-2222 379-0303 620-4990 734-1387 750-0930 893-9474 978-7561	<b>813</b> 223-7688
<b>707</b> 448-9055	<b>816</b> 523-9121 531-1050 861-7040 931-3135 931-9316
<b>713</b> 233-7943 654-0759 693-8080 977-7019	<b>817</b> 776-1325 855-3916 855-3918 923-0009
<b>714</b> 287-9379 449-5689 463-0461 495-6458 526-3687 537-7913 565-0961 571-5550 582-9557 730-1206 739-0711 751-1422 772-8868 898-1984 952-2110 962-7979 963-7222	<b>901</b> 276-8196 362-2222 761-4743
	<b>902</b> 794-8198
	<b>904</b> 243-1257 243-8565
	<b>913</b> 362-6398 651-3744 764-1520 782-5115
	<b>915</b> 584-5393
	<b>916</b> 393-4459
	<b>918</b> 224-5347

### TEXAS INSTRUMENTS INCORPORATED electronic calculators



TI-35 STU MATH	22.50
BUS ANAL I	21.95
BA II EXEC	44.95
BUS CARD	39.95
INVEST ANAL	48.95
TI-55 SCI	34.95
TI-57 SCI PRDG	49.95
TI-5100 PRINTER	39.95
TI-5015 PRINTER	54.95
TI-5040 PRINTER	69.95
TI-5135 PRINTER	69.95
TI-5142 PRINTER	99.95
TI-58C	99.95
TI-59	209.95
PC-100C	169.95
SPEAK & SPELL	59.95
SPEAK & MATH	67.95
SPEAK & READ	74.95
99/4 HOME COMPUTER CALL	



### THE HP-85!



Complete Enhancements, Peripherals and Accessories

Your **hp** HEWLETT PACKARD Headquarters

HP-67	299.95	HP-32E SCI	44.95
HP-97	599.95	HP-37E BUS	59.95
HP-33C SCI	79.95	HP-41, 41CV, SYS I, II	CALL
HP-34C SCI	114.95	HP-85	CALL
HP-38C BUS/RE	119.95	HP-83	CALL

(714) 549-7373  
INFORMATION LINE

(800) 432-7066  
TOLL FREE (Within CA)

(800) 854-0523  
TOLL FREE (Outside CA)

### apple computer MEANS BUSINESS



- Personal Computers Designed for Analysis and Business Word Processing
- Immediate Delivery
- Ask about Peripherals and Software
- All at Great Prices!!

apple // NOW!!  
AUTHORIZED DEALER  
AND LEVEL 1 SERVICE CENTER



CHESS CHALLENGER "7" 99.95  
SENSORY CHESS CHALLENGER "8" NEW 129.95



TOUCH THE FUTURE  
800 (16K) STARTER SYSTEM 899.95  
ATARI VISICALC AVAILABLE CALL

### CODE-A-PHONE

1000 99.95  
1750 NEW 269.95

ALSO: CANON, TOSHIBA, NSC, SEIKO, MATTEL, PEARLCORDER, ITT, GTE, CASIO, SHARP, AND MANY OTHERS. ALL AT GREAT PRICES!!

WE WILL MEET OR BEAT ANY COMPETITOR'S ADVERTISED PRICE ON MOST ITEMS IF HE HAS THE MDSE. ON HAND. VISA, MASTERCARD, MONEY ORDER, PERS. CK. 114 WRKG. DAYS TO CLR. COD ACCEPTED, MIN. \$4.95 SHIPPING U.S.A. AIR OR REOST. CAL. RES. ADD 6% SALES TX. ALL MDSE. SUBJ. TO AVAIL. PRICES SUBJ. TO CHANGE.

MAIL & PHONE  
ORDERS ONLY

# computique

WRITE OR CALL FOR  
FREE CATALOG  
POPEL-JU 81

Send orders to:

3211 SO. HARBOR BLVD.  
SANTA ANA, CA 92704  
NEWPORT  
(714) 549-7373

WEST LOS ANGELES  
(213) 820-0423  
TARZANA  
(213) 705-7507

MID-WILSHIRE  
(213) 385-7777  
LAWNDALE  
(213) 370-5795

PASADENA  
(213) 795-3007  
BREA  
(714) 990-6600

## PROFESSIONAL DISCOUNTS

CIRCLE NO. 8 ON FREE INFORMATION CARD

www.americanradiohistory.com

POPULAR ELECTRONICS

THIS MAY BE THE MOST IMPORTANT BOOK YOU READ THIS YEAR

COMPUTER  
REFERENCE  
GUIDE

135 South Harper Avenue,  
Los Angeles, CA 90048.

Phone: (213) 852-4886

MICROCOMPUTER  
REFERENCE  
HANDBOOK

The **MICROCOMPUTER REFERENCE HANDBOOK** reviews in detail more than 130 microcomputer systems from over 50 major microcomputer suppliers, including some of the latest Japanese manufacturers. It is designed to aid both first time and experienced computer users in choosing a single-board microcomputer or microcomputer system to suit their application. It is presented in four parts.

**PART I.** Chapters 1 to 3 include a wealth of useful information on microcomputer theory including peripheral and software capability. Succeeding Chapters provide additional microcomputer information under the following headings: *BASIC Language Summary; Guidelines for the Selection of Microcomputers in Commercial Applications; Microcomputers and Word Processing, Big Future for Desktop/Personal Computers* (containing comments by IDC, a leading industry information resource); *Future Trends in Microprocessing and Microcomputing; Communications and Networking with Microcomputers; Microcomputers in Education; and Microcomputing For The Home Hobbyist.*


**PART II.** Covers a range of microcomputer software from independent vendors. Products discussed are broken down into the five major system types: CP/M-based; Apple Systems; Commodore Systems; Radio Shack TRS-80 Systems; and the 6800-based models. The different programs described include operating systems, high-level languages, utilities and a wide variety of application packages.

**PART III.** Provides a 2 to 5 page summary on more than 130 different microcomputers and microcomputer systems from over 50 suppliers. These summaries describe hardware, software, peripherals, pricing and head office location. The different microcomputer suppliers covered include, in manufacturer order:

- APF • AI Electronics Corp. • Archives • Alpha Microsystems • Altos • Apple • Atari • CADO • California Computer Systems • Commodore • CompuColor • CompuCorp • Cromemco • Data General • Datapoint • Diablo Systems • Digilog • Digital Equipment • Durango • Exidy • Findex • Hewlett-Packard • IBM • IMS • Intel • Intelligent Systems • Intertec • MicroDasy's Millie • Micro V Corp. • Micromation • Mitsubishi • Motorola • Panasonic • QASAR • National Semiconductor • North Star • Ohio Scientific • Onyx • Pertec • Radio Shack • Sinclair ZX80 • Smoke Signal • SORD • SWTPC • Tektronix • Texas Instruments • Vector Graphic • Wang • Zenith • Zilog ... plus others.

**PART IV.** Includes a summary on a selection of terminals and printers for microcomputers. Both visual display and keyboard printing terminals are discussed as well as a number of low and high-speed character printers.

MICROCOMPUTER  
REFERENCE  
HANDBOOK



*If you are interested in keeping abreast of this very important segment of the market or are planning to purchase a microcomputer for home, office or factory use then this Handbook is of vital interest to you. For just \$25 (or \$20 with introductory offer) it can save you up to six months of your own research, time and effort. The publication is printed 10.75" x 8.2" and contains over 250 pages. This publication will be available in May.*

I would like to order the **MICROCOMPUTER REFERENCE HANDBOOK**. The cost of the HANDBOOK is normally \$25, plus \$2 postage and handling.

**Special Introductory Offer (now extended to June 30th) is \$20, plus \$2 postage and handling.**

Name ..... Company .....  
Address .....  
.....  
Zip Code ..... Telephone ( ) .....

Check enclosed (\$22)      OR you may use your credit card  
 Master Charge      Card No. ....  
 Visa      Expiration .....

Californian purchases please add 6% sales tax.  
Signature .....  
(for Credit Card) .....

Mail this coupon or a copy to:  
Computer Reference Guide, 135 South Harper Avenue,  
Los Angeles, CA 90048. (213) 852-4886

PE 6/81

# COMPUTER SOURCES

By Leslie Solomon  
Senior Technical Editor

## Software

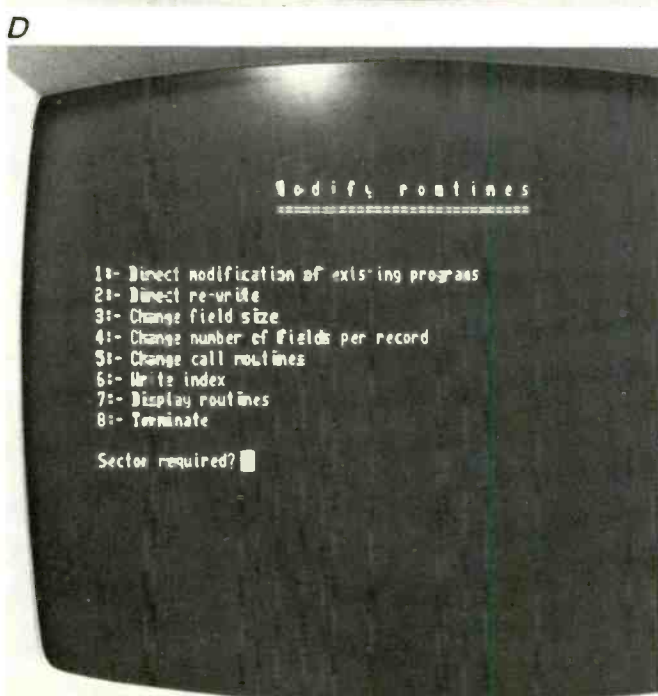
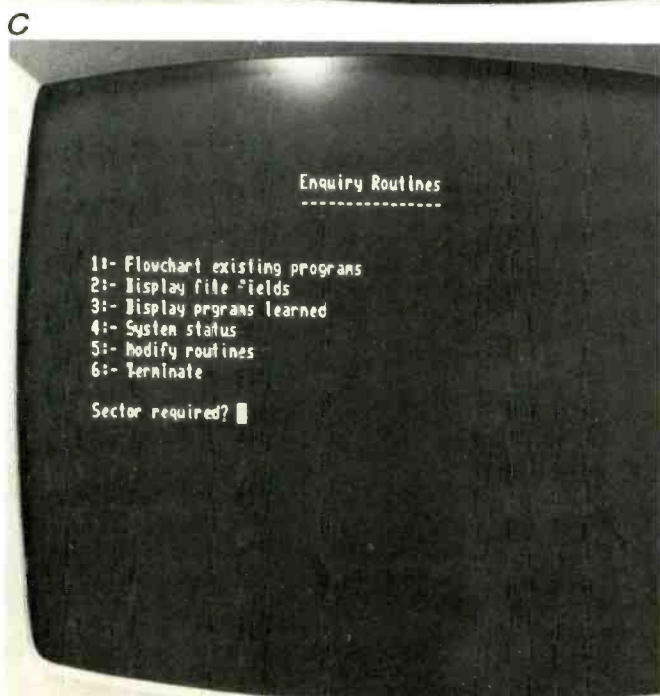
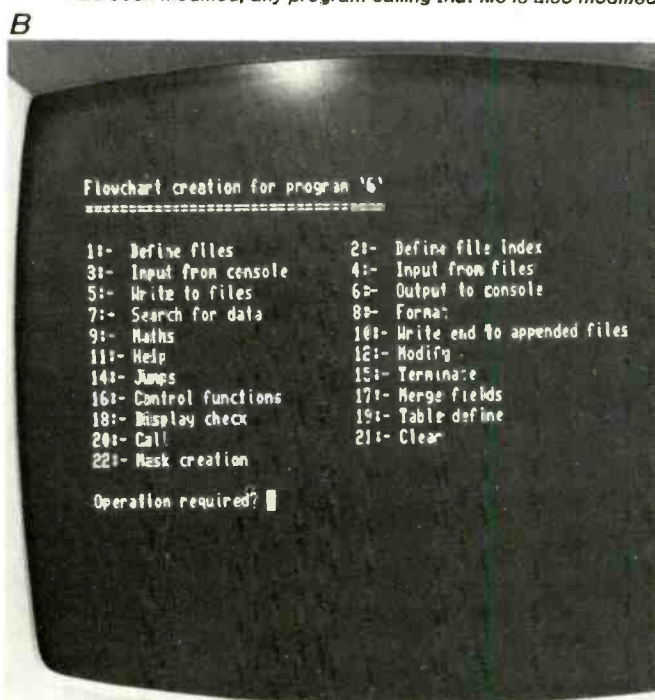
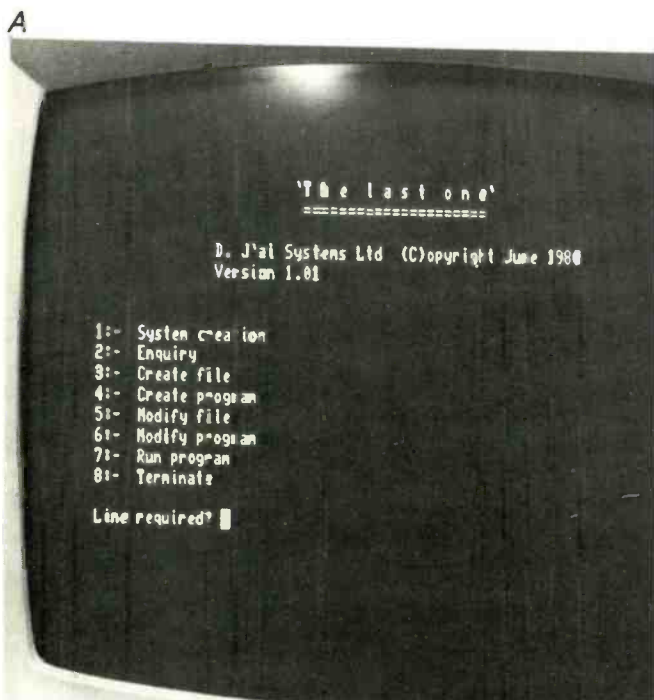
**The Last One.** The majority of computer users need some "canned" pro-

grams to get along because most of them are not too proficient in creating and developing relatively complex programs. Of course, some can (and do) modify existing programs to add or delete certain items if the changes are not complicated. They can also create relatively simple programs in one of the high-level languages. Most shy away from creating large machine-language programs however, simply because they don't fully understand what is really happening at the

bit level. In any case, we have had enough of seemingly endless debugging.

A computer, even a simple one, is a marvelous device that can be made to speak, listen, play music, perform all manner of external control tricks, and interact marvelously with the human operator. There are many programs, especially some of the more advanced word processors and statistical packages (WordStar and Visicalc for example) that appear to have some "intelligence"

At (A) is the entry menu into The Last One; (B) creates a flow chart; (C) is enquiry mode; and (D) is modify menu. Once a file has been modified, any program calling that file is also modified.





and the industry seems to have made some strides in "artificial intelligence." So, why can't a computer be made to create its own programs if the human operator defines just what the program is supposed to do?

This is exactly what has happened in England. Two computer experts, Scotty Bambury and David James, have come up with what they call "The Last One"—a program that interacts with the human operator via a set of menus. The operator need have no knowledge of either the computer or the high-level language being used. He need only have the capability of understanding what the menus are "looking for," and what his program should do. The program originated in connection with work in artificial intelligence.

In use, once the program of interest has been defined by answering the menu questions, the system will produce bug-free(!) code in BASIC (or any other high-level language, and even in machine code). Actual program generation takes very little time—with a couple of hundred BASIC statements requiring only five or six minutes. Since The Last One is presently written in BASIC, once it gets converted to machine code, the generation speed will increase.

The Last One generates two versions of each program, one following the precise structure laid down by the program designer and the other using optimized coding. The system then tests each program, compares the results, and uses the best one. Work is presently being done to allow the user to choose between running speed and memory efficiency.

File design is such that if any file is changed, all programs using that file are also modified and regenerated. If a program is modified, The Last One asks the necessary questions to create its new design and then generates fresh code.

The Last One was designed on an Ohio Scientific system using a hard disk, but is being modified for use with almost any other system.

Marketing decisions for The Last One have not yet been firmed up, but it is hoped that this program will soon be available in the U.S.A.

**Atari Screen Print.** The Screen Printer Package enables almost anything displayed by the Atari 400 or 800 to be printed on a Trendcom 200 or IDS 440G "Paper Tiger" printer. The image can be printed in gray scale, black-and-white, or reversed (white on black). It also allows LPRINT and LIST P commands. The software is a 3K auto-booting machine-language program supplied on disk or cassette. Examples are provided. \$139. Address: Macrotronics, Inc., 1125 N. Golden State Blvd., Turlock, CA 95380 (Tel: 209-667-2888).

**BASIC Coding Form.** The Pocket BASIC Coding Form can be used to display the computer fixed memories side-by-side with space for program title,

programmer's name, date, page number, special notes, and comments. The reverse of the 8 1/2 x 11 inch form contains 30 horizontal program lines divided into 80 columns. Forms can be used with any BASIC programming. 50-sheet pads are \$3.95, 100 sheets are \$4.95. Address: ARCsoft Publishers, Box 132, Woodsboro, MD 21798 (Tel: 301-845-8856).

**Catalog Available.** The Winter/Spring Software Catalog for the Apple II, Apple II Plus, TRS-80, and TI-99/4

computers is now available. The catalog features a wide selection of professional, educational, and business software at up to 30% discount. Address: Creative Discount Software, 256 South Robertson Blvd., Suite 2156, Beverly Hills, CA 90211 (Tel: 800-824-7888; in Alaska and Hawaii 800-824-7919; California 800-852-7777. Ask for Operator 831 and catalog 47B).

**Accounts Receivable System.** Written for TRSDOS 1.2 on a Model II machine, AR is a complete invoicing



**HOBBY-BLOX™**  
The modular, circuit building system for electronic hobbyists.

**Be careful. Your hobby is about to become an obsession.**

The 14 modular units in the solderless, Hobby-Blox™ system are color-coded and cross-indexed. Projects go faster, easier.

For the beginner, there are two starter packs. One for integrated circuits, one for discrete components. Each has its own 10 project booklet.

Once you get into Hobby-Blox, look out. You're going to get hooked.

**Free Project-of-the-Month to Hobby-Blox purchasers!**

For a free catalog and the name of your nearest Hobby-Blox dealer, call Toll Free 800 321-9668. In Ohio call collect (216) 354-2101.

Patents Pending.  
© AP PRODUCTS INCORPORATED 198C

 AP PRODUCTS INCORPORATED  
9450 Pineneedle Drive  
P.O. Box 603  
Mentor, Ohio 44060  
(216) 354-2101  
TWX: 810-425-2250  
In Europe, contact A P PRODUCTS GmbH  
Baeumlesweg 21 • D-7031 Weil 1 • W. Germany

CIRCLE NO. 5 ON FREE INFORMATION CARD

and monthly statement generating system that keeps track of current and old accounts receivable. It maintains a complete file for each customer consisting of name, address, phone number, type of account, current balance, tax rate, and other account status information. It uses an 80-column screen and requires 64K memory and dual-disk. It is interactive, menu-driven, self-instructing and integrated with the ISAM general ledger system. \$129. Address: Micro Architect Inc., 96 Dothan St., Arlington, MA 02174 (Tel: 617-643-4713).

**Apple APL.** APL/V80 requires an Apple, Z80 Softcard, CP/M, and a 24 x 80 video card. This version uses mnemonic symbols to represent the APL characters. Features include 11 APL arithmetic functions, 11 Boolean and relationship functions, 11 selectional and structural functions, and 9 general functions. It also features canonical representation, function fix, share offer, and share retract. Copy and erase can be executed from functions. It also has disk-based workspace and copy-object libraries, supports arrays to 8 dimensions, and allows booting directly into an application program. \$500. Address: Vanguard Systems Corp., 6901 Blanco, San Antonio, TX 78216 (Tel: 512-340-1978).

**Small Business Software.** Written for the TRS-80, Level II, 16K machine, this four-program package is for the small entrepreneur with no employees, who operates as a home-based business: (1) The 12-Column Ledger prints a ledger of income or expense with page, month, and grand totals; (2) Speed Letter allows formatting letters, notes, or forms and is menu oriented; (3) 3-Across Mailing Labels handles up to 220 names and addresses with data sorted on entry by zip code, name, city, etc.; (4) Auto Dialer holds 500 names and phone numbers and requires a phone interface relay. Elapsed timer calculates call costs and redials the last number. \$10 each or all four for \$25. Address: Blechman Enterprises, Suite H, 7217 Bernadine Ave., Canoga Park, CA 91307 (Tel: 213-346-7024).

**Atari Graphics Editor.** PLOT & DRAW for the Atari computer allows the user to generate graphics in three colors plus a background. Single keystroke commands and ability to draw pictures allow the user to produce complex drawings. A crosshair coordinate system is used for precision and flexibility. \$18. Address: Mosiac Electronics, Box 748, Oregon City, OR 97045.

**Debugging Program.** RAID is a new software debugging tool for 8080/8085 systems using CP/M. It requires 13K of space and uses no overlays. Features multiple breakpoints, with pass count and "snapshot" dumps of memory and registers, symbolic input of arguments, symbolic display and alteration of registers, and a built-in assembler/

disassembler. Single-step and multiple-step tracing can be performed. There is also a mixed mode execution, so that some parts of the program can be run in real time, while others are emulated. It has eight input and display formats, memory search, and direct disk access. \$250. Address: Lifeboat Associates, 1651 Third Ave., New York, NY 10028 (Tel: 212-860-0300).

**Software Library.** Contains a number of programs for the Pet and Atari computers. Categories include games, graphics, music, ham radio, astronomy, home use, and utility programs. For more information contact Kinetic Designs, 401 Monument Rd., #171, Jacksonville, FL 32211.

## Hardware

**5M Byte Disks.** The 5M byte series of Winchester disk systems are available for the TRS-80 Models I and II, Apple II, Altos, Alpha Micro, Intertec Superbrain, NEC PC-8001, Ontel, and S-100 bus systems running under CP/M or OASIS. In the near future, TRS-80 Model III, PET, H-89, Atari, and HP-85 machines will be added. The system contains a drive, a Z80-based controller, an interface with firmware and software for the system in use, and a power supply for world-wide power-line standards. Unformatted capacity is 6.9M bytes (5.8M bytes formatted), seek time of 10 ms, average seek and latency times of 50 and 8.3 ms. Power consumption is 120 watts. About \$3750. Address: Corvus Systems, 2029 O'Toole Ave., San Jose, CA 95131 (Tel: 408-946-7700).

**New Printer.** The MX-70 prints unidirectionally at 80 cps with a user-defined choice of 40 (double-width characters), or 80-column printing. It features top-of-form recognition, program-



mable line feed and form length, self test, and adjustable tractor feed. It uses a 5 x 7 matrix. It also has GRAFTRAX II, a high-resolution (60 dots per inch) function. This provides bit images free from jitter, wander, and walk. The replaceable print head has a life expectancy between 50 and 100 million characters. \$450. Address: Epson America, Inc., 23844 Hawthorne Blvd., Torrance, CA. 90505 (Tel: 213-378-2220).

**Speech Kits.** The TMSK101, using the TMS5100 speech-synthesis chip,

and the TMSK201 using the TMS5200 chip use linear-predictive coding (LPC). The TMSK101 provides speech synthesis based on 4-bit processors or single-chip computers and includes a ROM having 204 words. The TMSK201 kit can be used with 8- and 16-bit machines. Its EPROM contains 32 words, 2 phrases, and one tone, each individually encoded. LPC provides natural sounding speech and requires 900-1600 bits/second of speech (450-1000 bits per word). \$140. Available from Texas Instruments distributors.

**Apple Time.** TIME II is a real-time clock/calendar for the Apple II. It provides date with year, month, day of week, and leap year. It also provides 24- or 12-hour format with AM/PM indication. Latched I/O enables programming in BASIC. An on-board battery provides 4 months of power when the system is turned off. Selectable interrupt permits foreground/background operation of two simultaneous programs so you can call up schedules, time events, or date listings. \$150. Address: Applied Engineering, Box 470301, Dallas, TX 75247.

**Dynamic Static RAM.** The Z6132 is an NMOS chip organized as 4K x 8. Having the capability of *on-chip* refresh, it combines the convenience of static RAM with the high density and low power consumption of dynamic RAM. The power requirement is 1/16th that of 2114 types, and one Z6132 does the work of eight 2114s. The 28-pin chip operates from a single 5-volt line and has access times of 250, 300, and 350 nanoseconds. Address: Zilog, 10340 Bubb Rd., Cupertino, CA 95014 (Tel: 408-446-4666).

**6502 Handbook.** The 6502 Instruction Handbook is a 44-page reference containing a synopsis of each instruction for the 6502. Mnemonics and machine codes in hex format are provided. The instruction set is listed alphabetically, by assembler mnemonics, and machine code. It also includes hex-to-decimal conversion chart, chip pin-out, basic timing, and chip architecture. \$4.95. Address: Scelbi Publications, 20 Hurlbut St., Elmwood, CT 06110.

**Speech Board.** The LPC Speech Board has a vocabulary up to 458K bits, typically 200 to 300 seconds of speech. It interfaces with the Multibus, parallel I/O, or RS232 serial I/O. It includes a 40-word vocabulary for time, calculator, frequency counter, and voltmeter applications, an 8085 processor, and a 1.5-watt audio amplifier. The user can enter his own phrases and words to form his own sentences. Words can be randomly accessed to create messages. Linear predictive coding is used. Several other synthetic speech modules are available. Address: Telesensory Speech Systems, 3408 Hillview Ave., Palo Alto, CA 94304 (Tel: 415-493-2626). ◇

# POPULAR ELECTRONICS

# \$1600

# SWEEPSTAKE

## Save up to 41% on Popular Electronics too!

The Popular Electronics Sweepstakes is open to all our readers. No purchase is required—and you'll receive a fantastic home computer system worth \$1600 if you're the lucky winner!

Here's how the Sweepstakes works: Just mail the attached card or the coupon below after filling in your name and address. Be sure to indicate whether you're also subscribing to *Popular Electronics* at the special rates shown—you can save as much as 41%.

Then, if you win, all this top-quality equipment will be yours! First, a \$645 PMC-80 microcomputer, distributed by Simutek. The PMC-80 has 16,000 characters of in-computer memory, and uses the same easy Level II Basic Language that the TRS-80 uses—which means you can run the thousands of TRS-80 programs on your PMC-80. Next comes the Leedex 100 black-and-white video monitor, a \$160 value. Then



the superb \$695 Epson MX printer, the leader in its field with its rugged construction, disposable print head and outstanding software. Plus \$100 worth of connecting cables and accessories, including 25 great Simutek programs ranging from loan payment and depreciation to a series of fantastic animated games. In all, a computer system valued at a cool \$1600!

## You're sure to win with Popular Electronics!

Whether or not you win our Sweepstakes, your electronics

projects are certain to be winners when you subscribe to *Popular Electronics*. It's the Number One magazine in its field—your best source for news about computers, audio and video equipment, communications and intriguing build-it-yourself projects.

Why not enjoy a year or more of *Popular Electronics* at our low introductory prices? You'll save 29% on a one-year subscription...or as much as 41% on a three-year subscription if you order at the same time you enter our Sweepstakes!

### OFFICIAL RULES NO PURCHASE REQUIRED

1. On an official entry form or a 3" x 5" piece of paper, hand-print your name, address and zip code. Enter as often as you wish, but mail each entry separately to Popular Electronics Sweepstakes, P.O. Box 2782, Boulder, Colorado 80322. Entries must be received no later than July 31, 1981, and the drawing will be held by August 24, 1981.

2. Winner will be selected in a random drawing from among all entries received, under the supervision of the publishers of Popular Electronics, whose decision is final. Only one prize will be awarded in this Sweepstakes. Winner will be notified by mail and may be required to execute affidavit of eligibility and release. Odds of winning will depend on the number of entries received. Ziff-Davis will arrange delivery of prize. Taxes are the responsibility of the winner. Any manufacturers' claims and warranties will apply, but Ziff-Davis makes no claims or warranties with regard to any prize. Prize is not transferable. No substitutions or exchanges for prizes.

3. Sweepstakes open to all U.S. residents except employees of Ziff-Davis Publishing Co., its affiliates, advertising and promotion agencies. Void wherever prohibited or restricted by law.

4. For the winner's name, send a stamped, self-addressed envelope to Popular Electronics Sweepstakes, Circulation Dept., Ziff-Davis Publishing Co., One Park Avenue, New York, N.Y. 10016.

### OFFICIAL ENTRY FORM

MAIL TO: Popular Electronics Sweepstakes  
P.O. Box 2782, Boulder, Colorado 80322

**YES!** Enter my name in the Popular Electronics Sweepstakes and start my subscription to *Popular Electronics* for the term checked:

One year only \$9.97—29% off!

Two years only \$17.97—36% off!

Three years only \$24.97—41% off!

Savings based on full one-year subscription price of \$14.

**CHECK ONE:**  Payment enclosed.  Bill me.

**NO** I don't wish to subscribe now, but tell me if I've won the Popular Electronic Sweepstakes.

8H104

Mr.  
Mrs.  
Ms.

(please print full name)

Address \_\_\_\_\_ Apt. \_\_\_\_\_

City \_\_\_\_\_ State \_\_\_\_\_ Zip \_\_\_\_\_

Offer valid only in the U.S. Please allow 30 to 60 days for delivery of first issue if you subscribe.



## Popular Electronics Tests

# Atari Model 800 Personal Computer

**T**HE Atari Model 800 is a personal computer based on a 6502 micro-processor with color graphics and sound capability. It comes with a TV/GAME isolation switch that allows its use with any TV receiver. Preferably, the 800 can be connected to a high-quality color monitor, using the RGB (*not* composite) video output on the computer's rear panel.

Housed in an attractive plastic case covering an RFI-shielded enclosure,

Model 800 features a full-size keyboard with 57 full-stroke and four function typewriter-like keys, four interface connectors for using joystick or paddle controls, an eight-bit parallel interface port, TV channel 2/3 switch, a video monitor connector, 16K bytes of RAM (that can be expanded to 48K), 10K bytes of system ROM (that can be expanded by cartridges), and an Atari BASIC interpreter cartridge. The highest graphics

resolution is 320 x 192, and three text modes are provided.

Base price is \$1080. Optional items include: Model CX8101 Master Diskette with disk operating system and file manager (\$25); Models CX852 and CX853 8K and 16K byte RAM modules (\$124.95 and \$199.95, respectively); Model 410 cassette program recorder (\$89.95); Model 810 5.25-inch single-sided, single-density floppy-disk drive

and controller (\$599.95); Model 815 double-density, dual-disk drive (\$1,499.95); Models 820 and 825 40- and 80-column dot-matrix printers (\$449.95 and \$999.95, respectively); Model 830 modem (\$199.95); Model 850 interface module (\$219.95); Model CX40-04 joystick controller package (\$19.95); and the CX-70 Light Pen (\$74.95). Atari also has a long list of additional useful peripherals, ranging from cables to printer accessories. Software available from Atari includes games, educational courses, and financial programs on cassette tapes (\$14.95 to \$29.95) and in plug-in ROM cartridges (\$24.95 to \$39.95). Besides BASIC (CXL4002) included with the machine, there is an assembly editor (CXL4003 at \$59.95). Soon to be announced are cartridges for PILOT (CX405 at an as yet unknown price) and PASCAL.

**General Description.** The Atari 800 doesn't have a user-oriented bus structure. Instead, it uses an r-f system that minimizes radio-frequency (RFI) and electromechanical interference (EMI) with an electrically tight cartridge-slot

system for RAM and ROM cartridges. A similar system is used for the BASIC interpreter and game cartridges that slip into one or both of the "game" slots in the console. When the cartridge door is opened, the computer automatically switches off.

The 6502 microprocessor operates with a 0.56- $\mu$ s cycle at 1.8 MHz. Since the computer is designed to operate with home TV receivers on channel 2 (54 to 60 MHz) or 3 (60 to 66 MHz), the on-screen display is limited to 24 lines of 40 characters because of the available bandwidth in most sets. The TV/GAME isolation switch mounts directly on the TV receiver and connects to the console via a 15-ft cable terminated with a phono plug. Power for the console is supplied by an ac power adapter.

Before turning on the system, you must set the switch on the console and the receiver's tuner to either channel 2 or channel 3, depending on the channel not in use in your viewing area. About 6 seconds after power-up, "ATARI COMPUTER MEMO PAD" will be displayed on the screen in white on a blue background.

Atari's keyboard is designed to gener-

ate upper- and lower-case alphabetic, numerals, and graphics and has screen-editing functions. Under software control, each key can also be redefined for special functions. You can move the cursor to any desired location on the screen with the up-, down-, left-, and right-arrow keys. Automatic repeat is possible simply by holding down any desired key for about 5 seconds. The repeat function remains enabled for as long as the key is held down thereafter.

A special key, identified with the Atari symbol, allows entry to and escape from the inverse-video mode. Automatic wraparound immediately drops the cursor to the beginning of the next line once the 38th character is typed in any given line, obviating the need to press RETURN and LINE FEED at the end of each line.

Peripherals can be added to the 800 in two ways. If you have the cassette recorder but no disk drive, you can use the port located on the side of the console. For larger system configurations, however, you'll need the Model 850 interface module, which provides four RS232C serial ports (including one with 20-mA capability), and an 8-bit parallel output port. Serial ports have baud rates to 9600, and Baudot rates to 100 wpm.

Software for the 800 is broken down into two distinct groups—system and applications. The latter is further divided into games, educational, and business programs. Many of the games are in ROM cartridges that plug directly into the console and come up instantly. Other games are on cassette tapes that usually load in about a minute. The game programs let you choose speed, number of players, and how you wish to play, all by pushing one of the function keys.

To use many of the educational cassettes, an Education System Master ROM cartridge (\$24.95) is required. This "control" cartridge allows you to carry on a dialogue with the computer. Other educational cassettes are used with BASIC.

The Atari Telelink-1 program is used with the Model 830 modem and can support a printer when connected to the console via the interface module. This ROM-cartridge program slips into the left slot in the console. The software in it is fairly flexible and takes into account the select and option keys that permit setting up a buffer and dumping to the printer. Moreover, it can be configured to allow for automatic dumping to the printer, signalling the host computer to shut off, or sending an X OFF or X ON to control transmission. Since Telelink doesn't support use of a disk drive, you can't save transmit files.

Atari's disk operating system (DOS) is designed to extend the capabilities of the BASIC cartridge. To boot up the system, you turn on the disk drive, insert the diskette, and then turn on the console. Boot-up is then automatic.

The DOS and file manager let you run programs mounted in cartridge

### LISTING 1 GRAPHICS TEST PROGRAM FOR DRAWING A TRIANGLE

```

4 GOTO 100
100 CLR
110 GRAPHICS 0
120 PRINT "ENTER NUMBER OF SIDES";
130 INPUT A
140 PRINT "ENTER NUMBER OF FRAMES ";
150 INPUT B
160 DIM C(A,2),D(A,2)
170 REM GENERATE INITIAL COORDINATE ARAY
180 FOR I=1 TO A
190 C(I,1)=RND(-1)*130
200 C(I,2)=RND(-1)*100
210 NEXT I
220 REM GENERATE INCREMENT ARRAY
230 FOR I=1 TO A
240 D(I,1)=(RND(-1)*130-C(I,1))/B
250 D(I,2)=(RND(-1)*100-C(I,2))/B
260 NEXT I
270 GRAPHICS 0
275 GRAPHICS 7
280 FOR J=1 TO B
290 POSITION C(A,1),C(A,2)
300 REM DRAW POLYGON
310 FOR I=1 TO A
320 DRAWTO C(I,1),C(I,2)
330 NEXT I
340 REM ADD INCREMENT ARRAY TO COORDINATE ARRAY
350 C=C+D
360 NEXT J
370 END
    
```

slots, direct files to either the printer or the screen, and create backup and data diskettes. This is a user-oriented, menu-driven operating system that requires no special setups. Both sequential and random files are supported, and such standard commands as OPEN, CLOSE, READ, and INPUT are employed for ease of developing programs in BASIC. Operating under the Atari DOS, each disk can store up to 73K bytes of data on a system diskette or 84K bytes on a data diskette.

The BASIC interpreter supplied by Atari is designed to support the color graphics and sound functions built into the 800. While it may appear at first glance to be minimal in nature, this BASIC includes such important primitive graphics commands as DRAWTO, POSITION, and PLOT, which are usually found only in more extensive BASICs. The string operators MID\$, LEFT\$, and RIGHT\$ are missing, but string splitting information is provided.

This BASIC is a graphics- and input-oriented language. Consequently, it contains such operators as SOUND, SETCOLOR, and functions that integrate the joystick and paddle controllers for movement on-screen and depression of a firing button.

This computer has facilities for generating 16 colors, each with 8 intensities, that can be called from BASIC using the SETCOLOR command. There are four independent sound synthesizers, in addition to the TV audio, each covering four octaves with variable volume and tone. An internal speaker is provided. The SOUND command permits setting a note on the full musical scale, as well as pitch, volume, and amount of distortion for creating sound effects.

There are nine different graphics modes possible in the 800. The first mode, GRAPHICS 0 permits a 40 x 24 display with two colors without split-screen features. When GRAPHICS 0 is invoked, it clears the screen and places the entire system in its default settings. This mode requires 993 bytes of RAM.

GRAPHICS 1 and 2 are also character/text display modes. In GRAPHICS 1, characters appear on-screen twice normal width but normal height, while in GRAPHICS 2, characters appear double width and double height. Therefore, the displays generated can be either 20 x 24 or 20 x 12, respectively. These two modes permit the use of five colors and provide a split-screen format for mixed graphics and text. Graphics 1 and Graphics 2 require 513 and 261 bytes of RAM respectively.

GRAPHICS 3 through 8 set up additional graphics and screen formats. High-resolution mode GRAPHICS 8, for example, permits creation of a full-screen display consisting of 320 x 192 (61,440) dots. It requires 7.9K bytes of RAM. Graphics 3,4,5,6, and 7 require 273, 537, 1017, 2025, and 3945 bytes of RAM, respectively.

Everything you do in the graphics

modes is I/O related. Therefore, all commands result in an output to a text or graphics window or to the basic text screen. Once you've mastered the handling of the graphics functions, you'll find it relatively easy to develop your own on-screen displays in color, including three-dimensional effects.

**Evaluation.** We tested a fully configured system, including the Model 800 console, interface module, both printer models, two joystick controllers, acous-

use of separate ac adapters for the console and each peripheral instead of a single hefty power supply and bus to feed the peripherals. A fully configured system ties up a multitude of ac outlets. Worse still, you end up with a tangle of trailing wires that can be tripped over or accidentally dislodged.

The floppy-disk drive sample supplied to us proved prone to head misalignment and medium warping, and the controller wasn't exactly bug-free either. Testing the drive with multiple reads and writes produced an error on every fourth entry. When we checked several other samples, we found similar problems, albeit on a random basis. Atari is aware of the difficulty, and the necessary redesign is underway. System hardware operated smoothly in all other respects.

Software supplied by Atari is generally excellent, especially in the area of educational software. While Atari's games software creditably exercises the color-graphics capabilities of the system, two games that give a really rigorous demonstration are "Checker King" and "Microchess" from Personal Software on cassette tape for \$19.95 each. The programs are written in machine language to take full advantage of the 6502's speed, displaying a lifelike board and extremely well-defined playing pieces. When a move is made, you actually see motion on the screen.

Since the BASIC interpreter in the Model 800 is unique to this computer, we developed two benchmarks to demonstrate the capabilities of the machine. Listing 1 draws a triangle. Line 10 clears the screen, line 20 sets up a 160-column by 80-row display, line 30 establishes the apex of the triangle, and lines 40 through 60 draw the triangle's sides. The program runs in less than a second and draws fairly smooth lines.

Listing 2 demonstrates the ability of the 800 to draw a multisided polygon by setting up an array using randomly defined points. Although this program readily creates a single-view polygon, expanded views, defined by the frame input, weren't possible. In operation, a 30-sided figure took 11 seconds to format and less than a second to draw. The increment array coordinates remained set at zero, allowing only one view, which demonstrates the inadequacy of the random (RND) statement to correctly generate random numbers that are greater than 1.

**Comment.** Generally speaking, the Atari Model 800 is a top-notch computer that far surpasses its immediate competition. In addition to its fine assortment of peripherals and software, it incorporates various extra features, such as the music synthesizers and built-in speaker. Its capabilities with respect to graphics seem especially comprehensive. Despite our few minor reservations, the overall system deserves high marks.—  
*Carl Warren*

CIRCLE NO. 103 ON FREE INFORMATION CARD

## LISTING 2 GRAPHICS TEST PROGRAM FOR A POLYGON

```
10 GRAPHICS 0
20 GRAPHICS 7
30 PLOT 80,10
40 DRAWTO 40,40
50 DRAWTO 120,40
60 DRAWTO 80,10
70 END
```

tic modem, program cassette recorder, 5.25-inch floppy-disk drive, and two 16K- and one 8K-byte RAM cartridges. An additional 10K-byte ROM cartridge was used for system control.

Setting up the system is a simple, straightforward procedure. We encountered a minor problem with the TV/GAME switch, which is supposed to mount on the back of the TV set with a self-stick pad. The weight of the switch box and cable appear to be too much for the adhesive. As a result, the switch box can work loose and pull the interconnecting 300-ohm twinlead from the TV set's antenna terminals. Instead of mounting the box on the rear of the set, we recommend that you place it on top and make interconnection by way of a quick clip.

We observed little or no TV interference (TVI) when the console was operating. All in all, this is a very "quiet" console/cable system. The same can't be said about the Model 825 80-column printer, however. With the printer powered and located within 10 feet of the TV set, we observed RFI noise in the display.

While we very much like the "feel" and flexibility of the console's keyboard, we don't care much for the location of CAPS LOCK (just below the RETURN key). This makes it too easy to accidentally switch between upper- and lower-case.

We also have reservations about the

# YOU HAVE 10 DAYS TO DISCOVER THE COMPUTER AGE.

If you've never used a computer, you're missing something.

Programming your own computer is more fun than playing backgammon. More challenging than crossword puzzles.

And more practical than about anything else you could do.

Because the fact is, you're living in the age of computers. And now you can discover what it's all about. For 10 days, at no risk and no obligation, you can have your very own Sinclair ZX80 computer. To play with, experiment with, learn with.

## ANYONE CAN USE IT.

You'll discover the ZX80 is incredibly easy to use for anyone 10 years or older. You don't have to know anything about computers when you start out. We'll send you a complete 128-page guide that takes you step-by-step into the world of computing. In one day, you'll be writing your own programs!

The ZX80 will absorb you for hours as you find new ways to use it. You can create games. Home budgets. Math lessons for your children. Almost anything, in fact.

## THE ZX80 IS YOURS FOR 10 DAYS. THE COMPUTER GUIDE IS YOURS FOREVER.

For your 10-day home trial, just call our toll-free number and order with your Master Charge or VISA. Or send the coupon along with a check or money order for the remarkably low price of \$199.95, plus shipping. (Other personal computers cost two or three times as much!)

And we'll send you the Sinclair ZX80 personal computer. It's yours for 10 days. If you decide you don't want to keep it, then send it back. We'll give you a full refund. Either way, the 128-page guide to computing – a \$5.95 value – is yours to keep as a free gift.

But we have to be honest with you. After you've discovered the fun of owning a ZX80 computer, we don't think you'll send it back.



For an extra \$49.95, you can also have the Sinclair Computer Learning Lab – a set of 100 experiments and lessons on cassette tapes that make the ZX80 itself your teacher.



**EVERYTHING YOU NEED.** For just \$199.95, you get everything you need to operate your ZX80. You just hook it up to your TV (either black & white or color). Then to store your programs, you can use any ordinary cassette tape recorder. We'll also send you a 128-page guide to computing that's yours to keep as a free gift.

**\$199.95**

# 10-DAY MONEY-BACK HOME TRIAL CALL TOLL FREE 800-543-3000.

Ask for operator #508. In Ohio call 800-582-1364. Phones open 24 hours a day, 7 days a week.

Mail to: Sinclair Research Ltd.  
One Sinclair Plaza, Nashua, N.H. 03061

Check one:

ZX80 Personal Computer \$199.95  
Shipping \$ 4.00

ZX80 Personal Computer \$199.95  
Computer Learning Lab \$ 49.95  
Shipping \$ 4.00

Total \$203.95

Total \$253.90

If I'm not fully satisfied with my purchase I can return it in 10 days for a full refund. The 128-page guide is mine to keep.

Name \_\_\_\_\_

Address \_\_\_\_\_

City, State, Zip \_\_\_\_\_

\*U.S. dollars

OGPE

**sinclair**

SINCLAIR RESEARCH LTD., ONE SINCLAIR PLAZA, NASHUA, N.H. 03061



A fascinating new range of micro electronic Hobby Kits – designed to bring the silicon chip into play!

Using all the carefully selected electronic components with our easy to follow – step by step instructions, each kit builds into a different and absorbing game that fits into the original case.



**Electronic Organ EK-2 \$11.89\***  
Maestro of the keyboard – with this kit you really do make the music. A full scale to compose on.




**Quick Reaction EK-1 \$9.90\***  
It's the fastest draw in the West – Move at the speed of light! Cheats are shown up!

**Digital Roulette EK-3 \$14.90\***  
Monsieur et Madame – place your bets – your numbers up.

**Electronic Dice EK-4 \$13.80\***  
Flashing Dice – a game of nerves Throw a switch to win!

**Morse Code EK-5 \$6.51\***  
Got the message? Build this kit and you can send them! Full morse alphabet enclosed.



Quick Reaction

Electronic Dice

Digital Roulette

Morse Code

## OK Hobby Products

3455 Conner St., Bronx, N.Y. 10475 U.S.A. Tel. (212) 994-6600 Telex 125091

\*Minimum billings \$25.00, add shipping charge \$2.00 New York State residents add applicable tax

CIRCLE NO. 42 ON FREE INFORMATION CARD



# A MULTIBAND SHORTWAVE ANTENNA FOR SWLS

*Transmission-line traps of novel construction allow this antenna to resonate on the 49-, 31-, 25-, 19-, 16-, 13-, and 11-meter shortwave bands*

BY ROBERT H. JOHNS

TODAY'S shortwave receivers are so sensitive that simple random-length wire antennas are all that's needed for casual listening. However, serious DXing—picking up signals from distant, low-power stations, for example—calls for a resonant antenna. The classic method of resonating an antenna is cutting it to the appropriate length, but that implies the use of several antennas for multiband reception. A much more convenient approach is possible. The Multiband Shortwave Antenna employs *traps* that automatically adjust its effective length to resonate with the received signal. It can be constructed from



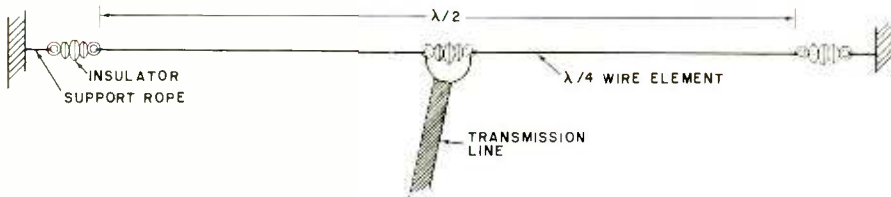


Fig. 1. The basic half-wave dipole antenna.

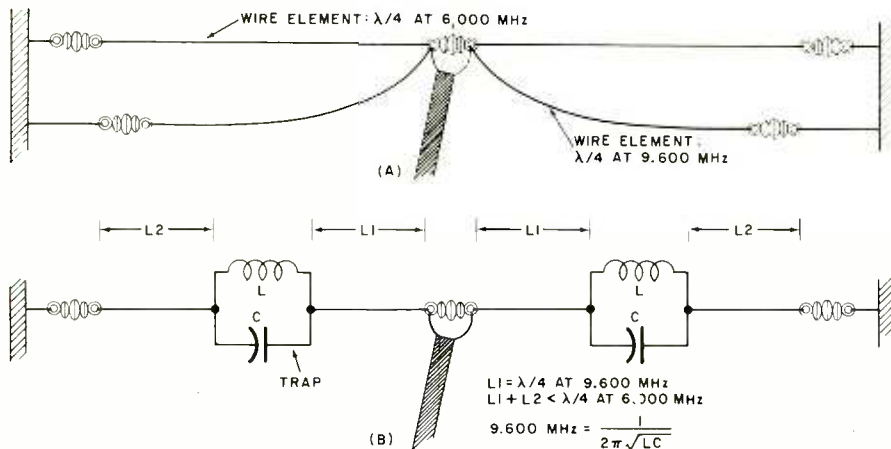


Fig. 2. (A) Two or more half-wave dipoles can be connected in parallel to a single transmission line for dual- or multi-band coverage. (B) A dipole antenna with a single pair of traps can resonate on two different bands.

readily available, inexpensive materials and can perform well on the major international broadcast bands.

**About the Antenna.** The basic antenna from which the multiband trap design is derived is the half-wave dipole. As shown in Fig. 1, the dipole consists of two elements and has an effective length of one-half wavelength at the frequency of resonance. Effective length is not necessarily equal to the actual physical length. An antenna can be made to exhibit an effective length greater than its physical length by the introduction of inductive reactance. Similarly, an antenna's effective length can be made less than its physical length by the introduction of capacitive reactance.

An antenna that resonates at 6,000 MHz in the 49-meter international shortwave broadcast band is 77 feet long, and one that resonates at 9,600 MHz in the 31-meter band is 48 feet long. The classic way to construct an

antenna that resonates at these two frequencies involves connecting two dipoles, each cut for one of the frequencies of interest, to a common transmission line that feeds signals to the receiver (see Fig. 2A). Each dipole is active at and near its resonant frequency. Its effect on the performance of the other, whose resonant frequency is far removed, is minimal.

The trap approach to the problem of providing a resonant antenna at these two different frequencies is shown in Fig. 2B. It comprises a transmission line, four lengths of wire, and two traps or parallel LC networks that resonate at 9,600 MHz. At resonance, the impedance of the traps is very high and purely resistive. Above resonance, the trap impedance is lower and capacitive. Similarly, below the resonant frequency, the trap impedance is lower and inductive.

The inner wire sections of the antenna comprise a half-wavelength at 9,600 MHz. When the antenna is excited by

**PARTS LIST**

Hard-drawn copper antenna wire; 7/8-inch diameter plastic tubing or PVC pipe; ceramic end insulators; 300-ohm twinlead; ceramic center insulator and silicone weatherproofing compound or 50- or 75-ohm coaxial cable and combination center insulator/4:1 balun transformer (see text); nylon rope; suitable supporting structures; two 35-foot spools of Radio Shack two-conductor Rainbow Wire (Catalog No. 278-755) or equivalent; solder, suitable hardware, in-line lightning arrester, etc.

*Note: A trap antenna for the 11-, 13-, 16-, 19-, 25-, 31-, and 49-meter bands with 50 feet of 72-ohm twinlead transmission line is available for \$29.50 from Scientific Instruments, 3379 Papermill Rd., Huntingdon Valley, PA 19006.*

r-f energy at that frequency, the high resistance of the traps (practically open circuits) decouples the outer wire sections from the inner sections. The antenna thus acts as a half-wave dipole cut for resonance at 9,600 MHz.

At the second, lower frequency of interest (6,000 MHz), the traps are not resonant. Rather, they behave like inductive reactances. When the antenna is excited by a 6,000-MHz r-f signal, the outer wire sections of the antenna are effectively connected to the inner sections through these inductive reactances. The total physical length of the antenna is shorter than would normally be required for resonance at 6,000 MHz. However, the antenna's effective or electrical length is a half-wavelength. The reason for this is that the inductive reactance of the traps supplies the needed electrical length. The traps function as loading coils at this lower frequency and the antenna resonates. This physical shortening of the antenna can be of particular advantage where space is limited.

There is no reason why more than one set of traps cannot be installed in an antenna for operation on more than two bands. That's exactly what's done in the Multiband Shortwave Antenna shown in Fig. 3. Each leg of the antenna contains six traps, allowing the antenna to exhibit resonance on the 49-, 31-, 25-, 19-, 16-, 13- and 11-meter bands. Although it resonates only on those bands, it will offer good performance in other

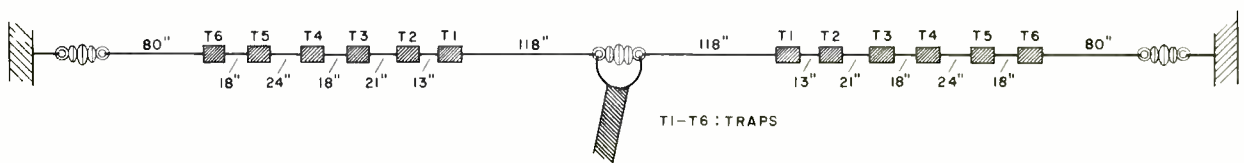


Fig. 3. The Multiband Shortwave Antenna employs six pairs of traps.

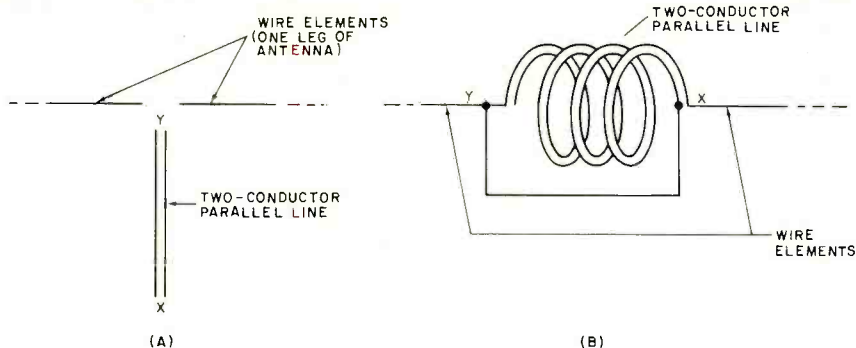


Fig. 4. How a two-conductor parallel transmission line (A) can be made into a trap by coiling it and using its distributed capacitance (B).

portions of the hf spectrum. The traps also shorten the antenna considerably compared to a full-size dipole cut for the 49-meter band.

**Construction.** The traps used in the Multiband Shortwave Antenna are assembled from inexpensive, lightweight, and readily available materials. Two-conductor parallel transmission line—actually, Radio Shack two-conductor Rainbow Wire, Catalog No. 278-755—is employed. It has an interconductor capacitance of approximately 15 pF per foot. Refer to Figs. 4, 5, and 6 for trap details.

To simplify construction, one wire of the pair is employed as the trap's inductor, and the distributed capacitance between it and the other conductor forms the trap's capacitor. A suitable length of two-conductor line with ends *X* and *Y*, as shown in Fig. 4A, is selected. The line is wound into a helix and its conductors connected to two of the wire elements of one leg of the antenna as in Fig. 4B.

One conductor has its *X* and *Y* ends connected to each of the two wire elements. The *Y* end of the other conductor is left floating; the *X* end is connected back to the *Y* end of the other. The result is an LC parallel network whose inductance and capacitance are determined by the pitch of the line's helix, the number of turns comprising the helix, and the length of the line. For mechanical support, the line is wound on an electrically inert, plastic cylindrical form.

The prototype antenna was made using lengths of 7/8-inch outer-diameter polypropylene tubing. This tough, light material was salvaged from a hula hoop that had steel balls inside the tubing. Some other electrically inert material such as PVC pipe can be used as the trap forms, but the coil-winding data in the box, "Details of Trap Construction," is valid only for cylindrical forms with outside diameters of 7/8 inch.

Begin construction by cutting 12 suit-

or solid, but it should be hard-drawn copper. Soft-drawn copper has a tendency to stretch under load. An antenna made from it will deform and sag, thus detuning itself.

The other end of the "80-inch" wire should be fed through one end of a ceramic antenna end insulator (not an "egg" type guy-wire insulator) and wrapped back upon itself for mechanical support. For additional strength, the end of the antenna wire should be soldered where it is wrapped. Feed the other end of the "80-inch" wire through two of the holes at the left end of the 2 3/4-inch form and wrap it back upon itself, adjusting its length so that the distance between

DETAILS OF TRAP CONSTRUCTION				
Trap Number	Band (meters)	Resonant Frequency (MHz)	Number of Turns	Length of Trap Form (inches)
T6	31	9.6	18	2.75
T5	25	11.7	15	2.50
T4	19	15.3	11.5	2.00
T3	16	17.7	9.5	1.75
T2	13	21.8	8.5	1.50
T1	11	25.8	7.5	1.50

able lengths of tubing (two of each length listed in the box for traps T1 through T6). Drill four holes approximately 1/2 inch from the ends of each length of tubing, using Fig. 5 as a guide. Then take one of the 2 3/4-inch forms and slip one end of two suitable lengths of antenna wire through two of the holes at each end of the form. The form will support trap T6 of the left leg of the antenna (see Fig. 3) and the two wire elements will be the "80-inch" and the outer "18-inch" components of that leg.

Note that the wire lengths given in Fig. 3 are those between end insulators and traps, between traps, and between traps and the center insulator. Several extra inches of wire will be needed at each end to form loops and wraps, so make allowances before cutting. The wire can be insulated or bare, stranded

the end of the ceramic insulator and the left end of the trap form is exactly 80 inches. This wrap should not be soldered yet—it will be soldered later, when the assembly of trap T6 is completed.

Next, slip one end of the "18-inch" wire through two of the holes at the right end of the trap form and wrap it back upon itself. Then separate the conductors at one end of a length of Radio Shack Rainbow Wire for several inches and cut the white wire short by five inches. Remove 3/4 inch of insulation from each of the wires. Slip the shortened end of the white wire through one of the two remaining holes on the right side of the trap form and wrap it around the antenna wire. Then slip the end of the black wire through the remaining hole and pass it through the interior of the trap form so that it exits at the left




Fig. 5. Trap wiring details. The white wire is connected at each end to one of the antenna's wire elements. The black wire is left floating at one end and cross-connected at the other.



Fig. 6. Two of the antenna's wire elements have been connected to the plastic form and the Rainbow Wire attached.

side. Wrap the exposed conductor of the black wire around the end of the antenna wire.

Next, closely wind 18 turns of the Rainbow Wire around the form from right to left. Cut the wire after the 18th turn, leaving several inches for connection. The black wire should be separated from the white and cut at the completion of the 18th turn. Strip the insulation from the end of the white wire and wrap it over the antenna wire and the black wire that runs from the other end of the trap form. Solder the wires at ends of the form, but do not apply too much heat or the plastic tubing will melt. Trap T6 of the left leg is now complete, and should resemble the trap that is shown in Fig. 7.

Following the same procedure, assemble the remaining traps and wire elements of the left leg, working in toward the center point of the antenna. The lengths of the trap forms and the number of turns comprising each of the remaining traps are specified in the box. Inter-trap distances that are related to the lengths of the remaining wire elements of the left leg appear in Fig. 3.

When assembly of the left leg of the antenna has been completed, the right

leg can be constructed. Follow the same procedure. As before, assembly should begin at the outer extremity and finish with the 118-inch inner section.

If you have access to a grid-dip meter, you can check the resonant frequencies of the traps. They should be close to those listed in the box. If a trap's frequency of resonance is incorrect, it can be adjusted by spacing the turns out somewhat (to raise the frequency) or by squeezing them closer together (to lower the frequency). Larger changes should not be necessary, but can be accomplished by adding or removing turns. When the desired resonant frequencies have been obtained, the trap windings can be secured in place with coil dope or epoxy cement.

When both legs of the antenna have been assembled, they should be connected to a transmission line and a center insulator. To prevent deterioration of the transmission line, a weatherproof center insulator should be used. Alternatively, a ceramic end insulator can be employed, and silicone weatherproofing compound applied after the connections between the inner wire elements of the antenna and the transmission-line conductors have been soldered. Similarly,

weatherproofing of the traps is recommended to prevent moisture buildup from detuning the traps. This can be accomplished by enclosing each trap in a cylindrical Plexiglas or PVC form.

Two factors influence the choice of transmission line: the impedance of the antenna and its electrically balanced nature. A dipole fed at its center and mounted in free space has an impedance of 72 ohms, but a dipole mounted close to the ground in terms of wavelength will have a different impedance. The impedance plot of the prototype Multiband Shortwave Antenna, which was mounted approximately 20 feet above ground, appears in Fig. 8. It is readily apparent that the impedance of the antenna as measured by the author varies considerably across the hf region of the radio spectrum. At resonance in the 49- and 11-meter bands, the feedpoint impedance is approximately 70 ohms, but it is higher in the other shortwave broadcast bands for which it is designed, even at resonance.

The prototype was fed with 300-ohm twinlead for three reasons. First, its impedance is a good compromise, considering the wide variation in the feedpoint impedance of the antenna. Second, twinlead is a balanced line, making it appropriate for use with the dipole, an electrically balanced antenna, and for use with shortwave receivers that have balanced-input antenna terminals. Finally, twinlead is relatively inexpensive and easy to work with.

If you decide to use 300-ohm twinlead, select a high-quality line. It should be foam-filled to keep signal losses low and to minimize the deleterious effects of dirt and moisture that build up on the line's outer jacket. The best balanced line to use is shielded twinlead. It is the most expensive and is somewhat more difficult to work with than thinner, flatter varieties. However, shielded twinlead has a considerably greater useful lifetime (ordinary twinlead deteriorates rather rapidly outdoors) and its impedance is not disturbed by nearby metallic objects.

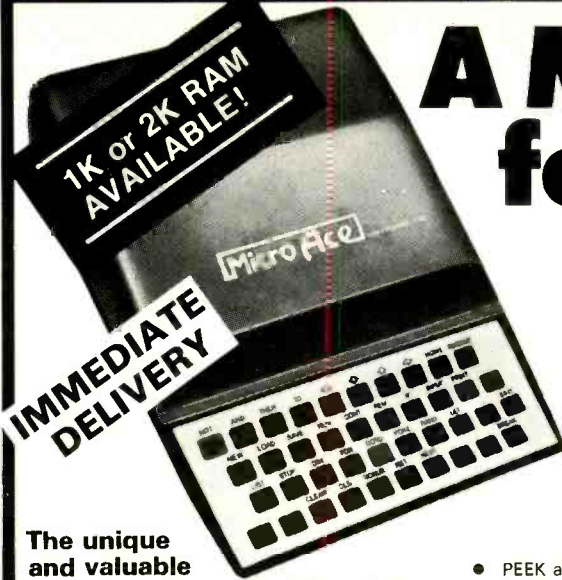
Coaxial cable can also be used as the lead-in for the Multiband Shortwave Antenna. A 75-ohm coaxial line such as RG-59/U weathers well and has relatively low losses. The fact that it is shielded means that it can be passed near metallic objects or even buried underground without adverse electrical effects. If 75-ohm coax is to be used, it should be teamed up with a 75-ohm-to-300-ohm balun transformer. The balun will step up the impedance of the line at the antenna's feedpoint and make for a better match between the unbalanced transmission line and the balanced dipole antenna. As a bonus, most baluns



Fig. 7. A completed trap ready to be soldered. Note that the Rainbow Wire has been closely wound around the form.

# A Microcomputer for everyone at a Micro Price

The **MicroAce** - a new generation of miniature computers  
**A COMPLETE COMPUTER for \$149.00 for 1K Kit**  
 Post and Packing FREE  
 (Add 6% Tax for Shipments inside California)



## The unique and valuable components of the MicroAce

The MicroAce is not just another personal computer. Quite apart from its exceptionally low price, the MicroAce has two uniquely advanced components: the powerful BASIC interpreter, and the simple teach yourself BASIC manual.

The unique versatile BASIC interpreter offers remarkable programming advantages:

- **Unique 'one-touch' key word entry: the MicroAce eliminates a great deal of tiresome typing. Key words (RUN, PRINT, LIST, etc.) have their own single-key entry.**
- Unique syntax check. Only lines with correct syntax are accepted into programs. A cursor identifies errors immediately. This prevents entry of long and complicated programs with faults only discovered when you try to run them.
- Excellent string-handling capability — takes up to 26 string variables of any length. All strings can undergo all relational tests (e.g. comparison). The MicroAce also has string input — to request a line of text when necessary. Strings do not need to be dimensioned.
- Up to 26 single dimension arrays.
- FOR/NEXT loops nested up to 26.
- Variable names of any length.
- BASIC language also handles full Boolean arithmetic, conditional expressions, etc.
- Exceptionally powerful edit facilities, allows modification of existing program lines.
- Randomise function, useful for games and secret codes, as well as more serious applications
- Timer under program control.

- PEEK and POKE enable entry of machine code instructions, USR causes jump to a user's machine language sub-routine.
- High-resolution graphics with 22 standard graphic symbols.
- All characters printable in reverse under program control.
- Lines of unlimited length.

## 'Excellent value' indeed!

For just \$149.00 (excluding handling charge) you get everything you need to build a personal computer at home... PCB, with IC sockets for all ICs; case; leads for direct connection to a cassette recorder and television (black and white or color); everything!

Yet the MicroAce really is a complete, powerful, full-facility computer, matching or surpassing other personal computers at several times the price.

The MicroAce is programmed in BASIC, and you can use it to do quite literally anything, from playing chess to managing a business.

The MicroAce is pleasantly straightforward to assemble, using a fine-tipped soldering iron. It immediately proves what a good job you've done: connect it to your TV ... link it to the mains adaptor ... and you're ready to go.

## Fewer chips, compact design, volume production-more power per Dollar!

The MicroAce owes its remarkable low price to its remarkable design: the whole system is packed on to fewer, newer, more powerful and advanced LSI chips. A single SUPER ROM, for instance, contains the BASIC interpreter, the character set, operating system, and monitor. And the MicroAce 1K byte

RAM (expandable to 2K on board) is roughly equivalent to 4K bytes in a conventional computer — typically storing 100 lines of BASIC. (Key words occupy only a single byte.)

The display shows 32 characters by 24 lines.

And Benchmark tests show that the MicroAce is faster than all other personal computers.


No other personal computer offers this unique combination of high capability and low price.

## The MicroAce teach-yourself BASIC manual.

If the features of the BASIC interpreter mean little to you—don't worry. They're all explained in the specially-written book *free* with every kit! The book makes learning easy, exciting and enjoyable, and represents a complete course in BASIC programming—from first principles to complex programs. (Available separately—purchase price refunded if you buy a MicroAce later.) A hardware manual is also included with every kit.

**The MicroAce Kit:**  
**\$149.00 with 1K COMPLETE**  
**\$169.00 with 2K**

Demand for the MicroAce is very high: use the coupon to order today for the earliest possible delivery. All orders will be despatched in strict rotation. If you are unsuccessful in constructing your kit, we will repair it for a fee of \$20.00, post and packing FREE. Of course, you may return your MicroAce as received within 14 days for a full refund. We want you to be satisfied beyond all doubt — and we have no doubt that you will be.



## Your MicroAce kit contains...

- Printed circuit board, with IC sockets for all ICs.
- Complete components set, including all ICs—all manufactured by selected world-leading suppliers.
- New rugged keyboard, touch-sensitive, wipe-clean.
- Ready-moulded case.
- Leads and plugs for connection to domestic TV and cassette recorder. (Programs can be SAVED and LOADED on to a portable cassette recorder.)
- Mains adaptor of 600 mA at 9VDC nominal unregulated.
- FREE course in BASIC programming and user manual.

## JOIN THE REVOLUTION - DON'T GET LEFT BEHIND - ORDER YOUR MICRO ACE NOW!!

Send Check, Money Order or quote your Credit Card No. to:  
**MicroAce** 1348 East Edinger, Santa Ana, California, Zip Code 92705,  
 or phone (714) 547 2526 quoting your Credit Card Number.

Quantity	Description	Unit Price	TOTAL
	MicroAce Kit 1K	\$149.00	
	MicroAce Kit 2K	\$169.00	
	Manual	\$10.00	
	1K Upgrade Kit	\$29.00	
Shipments inside California add 6% TAX		<b>TOTAL</b>	

- Amex.
- Diners
- Check
- Money Order
- Master Charge
- Visa

Card No. \_\_\_\_\_

Exp. Date \_\_\_\_\_

Name \_\_\_\_\_

Address \_\_\_\_\_

City \_\_\_\_\_ State \_\_\_\_\_ Zip \_\_\_\_\_

designed for amateur-radio use double as weatherproof center insulators. If you decide to employ coaxial line and a balun, make sure that the balun is of the 4:1, as opposed to the 1:1, variety. Many contemporary shortwave communications receivers have unbalanced, low-impedance antenna inputs, so in most cases a second balun transformer won't be needed at the receiver end of the transmission line.

**Installing the Antenna.** There are two basic ways that the Multiband Shortwave Antenna can be set up at the receiving site—either as a flattop dipole or as an inverted vee (see Fig. 9). The flattop dipole has a higher feedpoint impedance than an inverted vee and is somewhat directional—it responds best to signals striking it at right angles. It requires two high supports (Fig. 9A), one at each end of the antenna. In most cases, the dipole does not require a center support.

The inverted vee (Fig. 9B) is more omnidirectional and has the advantage of requiring only one high support at the center. This also lessens the stress on the antenna structure. Although the feedpoint impedance of the inverted vee is somewhat lower than that of a flattop dipole, it is still a good match for 300-ohm twinlead or a coax/balun combination, but slightly better results will be obtained with 50-ohm coax than with 75-ohm line.

Nylon rope should be used between the insulators and the antenna support-

ing structures. In the case of a flattop dipole whose ends are supported by trees, the ropes should pass through halcyards attached to the trees and their ends secured to weights. This will allow the antenna to remain stationary even when the supporting structures sway in the wind. If the metallic mast is used to support the center of an inverted vee, tension should be placed on the antenna wires and the feedline to keep them at

as long as possible. The antenna can be installed in an attic, but best results will be obtained if the antenna is mounted straight, in the clear, outdoors, and as high as possible.

For really tight quarters, an excellent performer on the 11-, 13-, 16- and 19-meter bands can be built by eliminating traps *T4*, *T5*, and *T6* and the three outer wire sections of each leg of the antenna. This shortened version has an overall

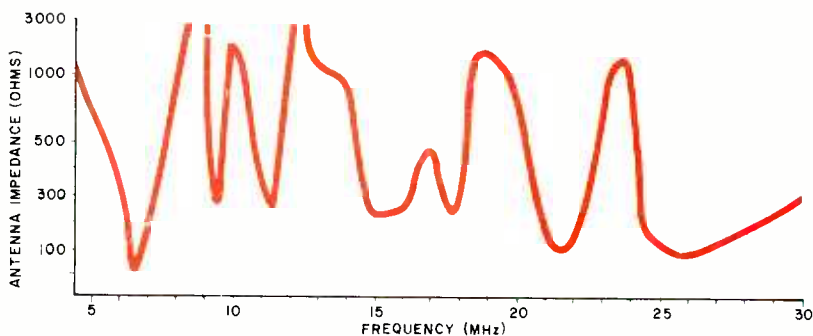


Fig. 8. A impedance plot of the author's prototype installed at a height of 20 feet.

least several inches away from the mast. In any event, try to keep the feedline at right angles to the antenna for as long a run as possible. The use of an in-line lightning arrestor is also highly recommended for safety's sake.

If only a limited space is available for installation, the ends of the antenna can be bent at right angles. The straight, central portion of the antenna should be

length of approximately 28 feet and will also do a good job, though not as good as a full-size antenna, on the lower-frequency bands. ♦

**Note**—Readers are encouraged to build the traps described in this article for their own use, but are cautioned that a patent application has been filed on this and other types of transmission-line traps.

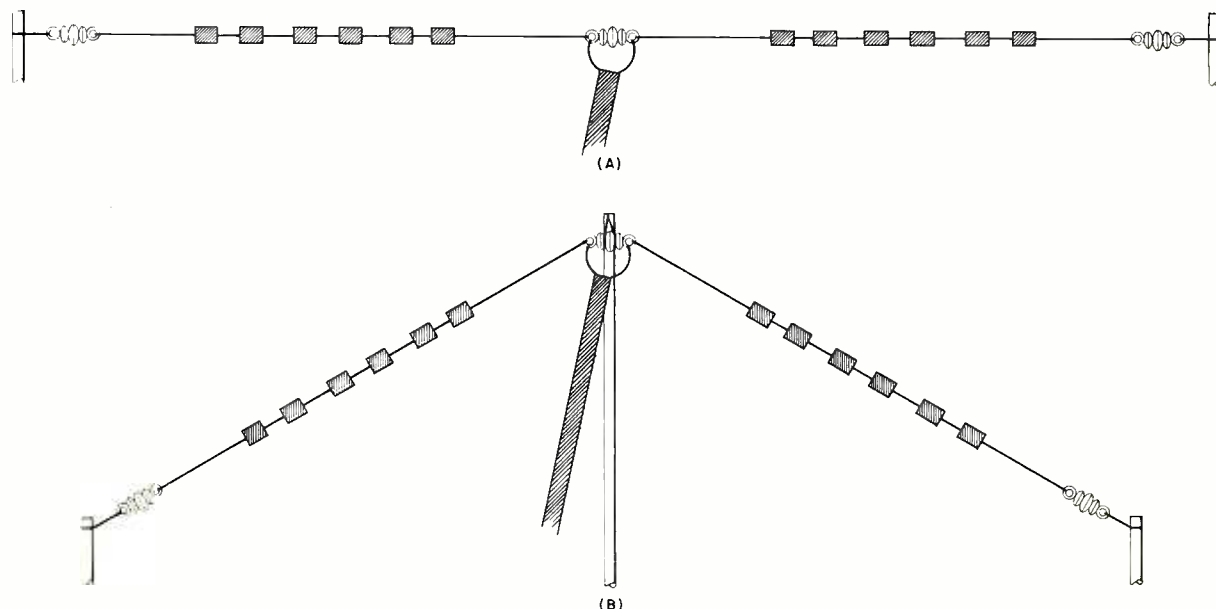


Fig. 9. Two ways to install the Multiband Shortwave Antenna—as a flattop dipole (A) and as an inverted vee (B).

# Shhh!

## DOLBY DOES IT AGAIN


A new noise-reduction system that works twice as well as the ubiquitous Dolby B

BY MARTIN FORREST

If you ask any audio authority what development of the last 15 years influenced home high-fidelity recording the most, the answer you are likely to hear is: "Dolby B noise reduction." To be sure, the success—not to say dominance—of the stereo cassette recorder is in large measure due to the incorporation of Dolby B encoding and decoding circuitry in all but the very least expensive models.

**The Challenges of Noise Reduction.** It is generally agreed that in a high-quality sound system, residual noise (in cassette tapes that means largely tape hiss) should be at least 50 dB lower than the peak levels of the program material. But in the late 1960s and early 1970s the best signal-to-noise ratio that could be had from existing cassette tapes and decks was about 42 to 45 dB. The solution to this problem, as almost everyone knows by now, was Dolby B, a compander system that, when properly used, offered as much as 10 dB of tape hiss reduction. Adding this 10 dB to the 42 to 45 dB S/N available from cassette tape systems in 1970 gave 52 to 55 dB. This was hardly total absence of noise, but it could be fairly easily tolerated by those who sought to make high-fidelity music recordings at home.

Over the years, cassette tapes and recorders have improved in small increments, so that now, using premium-quality hardware, it is possible to achieve signal-to-noise ratios in excess of 60 dB. However minute they may seem, such noise levels are nevertheless still audible. Furthermore, program source material has improved too, so that what is available to the home re-



cordist for transcription onto cassettes, (favorite discs, once-in-a-lifetime FM concerts, etc.) is apt to have more dynamic range than when Dolby B was introduced.

Today's direct-to-disc and digitally mastered records can, in some cases, deliver S/N ratios as high as 75 or even 80 dB (measured with an appropriate form of weighting curve). If you tried to transfer such a disc to cassette tape, even with Dolby B, you would either saturate the tape in the loudest passages or "bury" the softest passages below the tape hiss.

Largely for these reasons, several companies other than Dolby have recently developed and marketed compander noise-reduction systems that suppress noise by substantially more than does Dolby B. The dbx linear companding system, for example, can provide up to 30 or 35 dB of noise reduction. Telefunken, of West Germany, developed a noise reduction system, known as High-Com II that is sold in the U.S. in its consumer version by Nakamichi. Sanyo has a system called Super-D (which, like High-Com II provides about 20 dB of noise reduction), while Toshiba markets (in Japan only, thus far) a noise-reduction system known as

ADRES, that is similar in concept to the dbx system.

One obvious common characteristic of these new noise-reduction systems is that all can improve S/N by 20 dB or more, compared with the 10-dB maximum of Dolby B. Despite the widespread acceptance that had been achieved, pressure on Dolby began to mount, even to the point where competing noise reducers were finding their way into consumer cassette decks right beside the familiar B system. It began to seem that the sun was setting on the mountain of which Dolby B had been king for so long.

But the limitation to 10 dB of noise reduction for Dolby B had been neither capricious nor arbitrary. It is generally conceded that the more compression/expansion there is applied to an audio signal, the more likely it is that modulation of the noise accompanying the signal by the compander will become audible. (This is the source of the much dreaded "breathing" or "pumping" heard in some systems at times.) Furthermore, precisely because Dolby B had been so widely accepted, it was necessary that any new Dolby system be at least reasonably compatible with its predecessor. Finally, it would be desirable

that, as is the case with B, a tape encoded in the new system be tolerable to listen to undecoded. At last, early this year, Dolby felt that it had sufficiently met these challenges and introduced a consumer noise-reduction system that offered a 20-dB improvement in S/N for any given recorder or tape. That system, logically enough, was called Dolby C noise reduction.

**How Dolby C Works.** Dolby C noise reduction lowers the noise inherent in low-speed tape recordings by about 20 dB above 1 kHz. Figure 1 is a multiple plot of noise spectra measured with a constant-bandwidth wave analyzer and weighted using the CCIR/ARM curve to reflect the ear's sensitivity to low-level noise. While Dolby B reaches its greatest effectiveness above approximately 4 kHz and from there upward reduces noise by about 10 dB compared with unprocessed tape recordings, Dolby C reaches full effectiveness at about 1 kHz and offers as much as 20 dB of noise reduction above that frequency. Like the two other Dolby systems (in addition to Dolby B, there is the professional Dolby A system) Dolby C is double-ended. The signal is processed during recording and "deprocessed" in

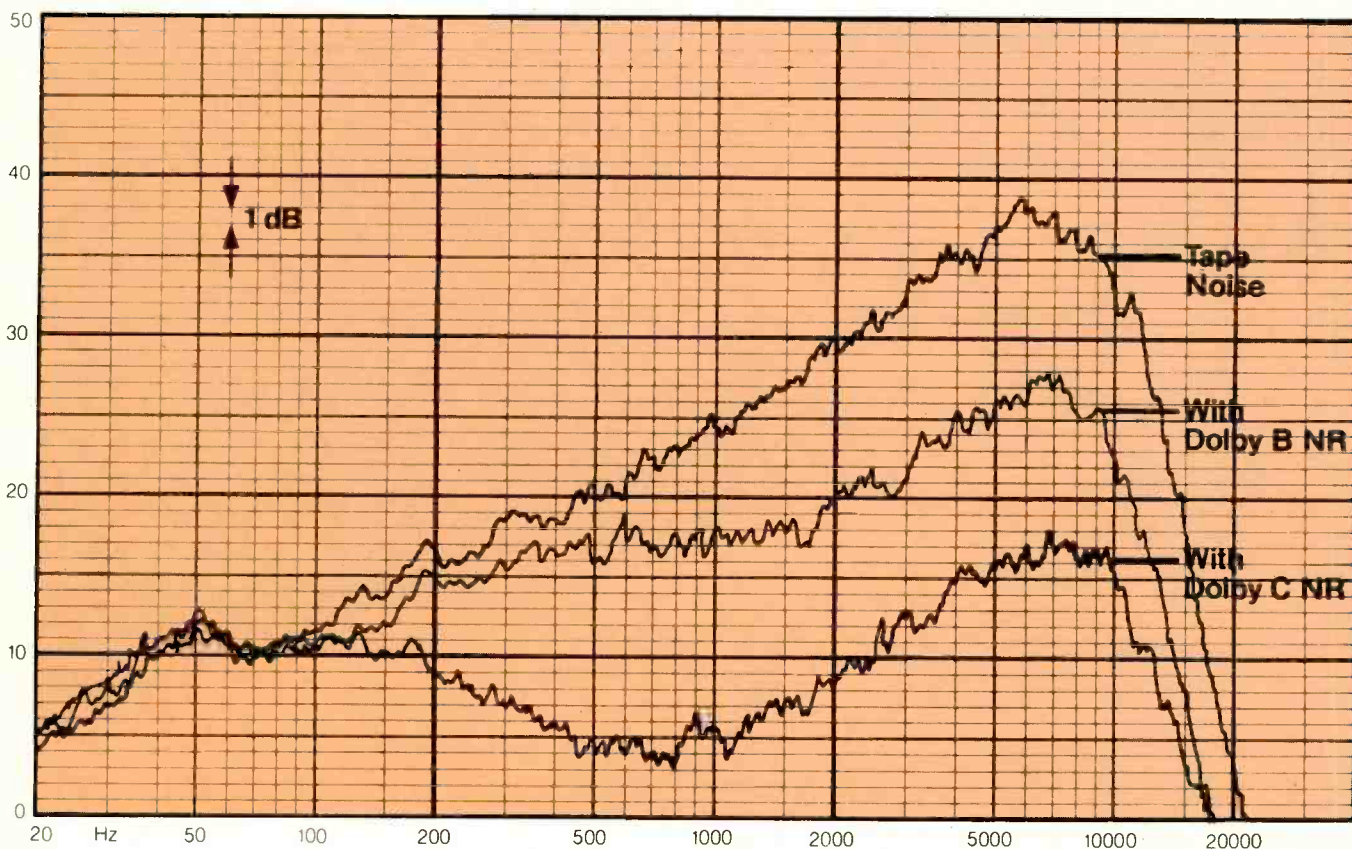


Fig. 1. Comparison of noise (CCIR/ARM weighted) from cassette tapes without noise reduction, with Dolby B, and with Dolby C noise reduction.



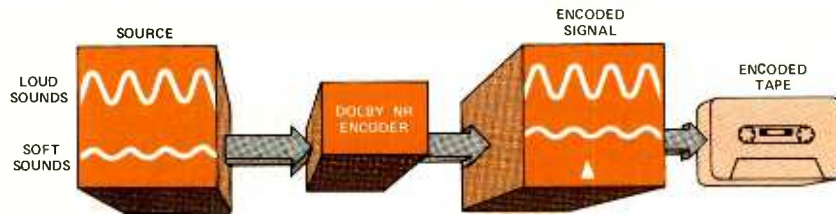


Fig. 2. In encoding, low-level mid- and high-frequency signals are boosted, high-level signals are not altered.

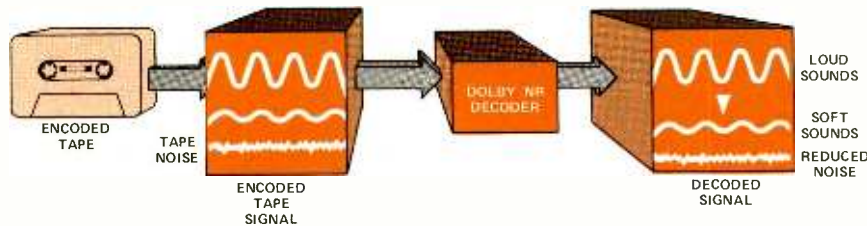


Fig. 3. In Dolby C decoding, low-level signals previously boosted are restored to correct relative amplitudes.

playback. This is illustrated in Figs. 2 and 3. Like Dolby A and B, Dolby C operates only at low program levels, where noise is audible, leaving unaltered high-level sounds that normally can mask tape hiss. Also, like Dolby B, Dolby C is a "sliding band" system. Full noise reduction occurs only in that part of the spectrum where it is most needed.

The chief difference between Dolby C and Dolby B is the *amount* by which signals are boosted during the recording half of the process and attenuated during playback. Dolby C also operates over a greater range of frequencies than did Dolby B, extending noise reduction downward to midrange frequencies, as plotted in Fig. 4. Achieving these new capabilities while satisfying all necessary constraints required several new developments.

A simplified block diagram of the Dolby C encode/decode circuitry is shown in Fig. 5. Each circuit incorporates two sliding-band stages that operate much as does a Dolby B processor. The two operate at different levels, however. Each stage provides 10 dB of compression during recording and the complementary expansion during playback. The high-level stage of Fig. 5 is sensitive to signals at about the same levels as the B-type. Since the two stages operate in tandem, their effect is to successively multiply the signal (or its equivalent, to add or subtract the corresponding number of dB) so that a total of 20 dB of compression/expansion takes place during encode/decode. This, in turn, results in a net reduction in noise of 20 dB. At no time is the program signal subjected to 20 dB of compression or expansion by

a *single circuit*. Figure 6 illustrates the principle involved. According to Dolby, the tandem two-stage configuration is much more accurate than a single compander circuit would be.

In addition to the tandem processing, Dolby C incorporates two further developments worth mentioning. One of these, called spectral skewing, reduces the likelihood of encode/decode errors by reducing the sensitivity of the processing circuitry to frequency-response errors above 10 kHz. This allows for the usual variations in high-frequency response often encountered in casual use of a cassette recorder (such as by using a tape for which the deck has not been optimally adjusted). In Fig. 4, the plot shows that the maximum amount of compression in the C-type system diminishes above 10 kHz and crosses the B-type curve at around 20 kHz. This reduction in high-frequency compression results from the spectral-skewing and anti-saturation networks in the C system (Fig. 5). The anti-saturation network, as its name implies, operates at high signal levels to prevent tape saturation.

Nakamichi, one of the first manufacturers to introduce Dolby C (albeit as a separate add-on unit), has demonstrated that Dolby C, used with the Model 1000ZXL Cassette Recorder and metal tape, provided a record/play frequency response at 0 dB recording level that was down only 1.0 dB at 20 kHz. Without the anti-saturation networks, record/play response for the same conditions was down some 11 dB at the same frequency.

Recordings made with C-type noise reduction, while not perfectly reproduced, will be listenable when played back on cassette decks equipped with Dolby B decoding. They will even be tolerable with no noise reduction, though purists would say that to call this compatibility is stretching a point.

**How Expensive Will It Be?** Dolby C-type noise-reduction circuitry is more complex than the B system, and will cost more to incorporate into consumer cassette decks. For the moment, two Dolby-B IC circuits can be configured to carry out C-type noise reduction. Further-

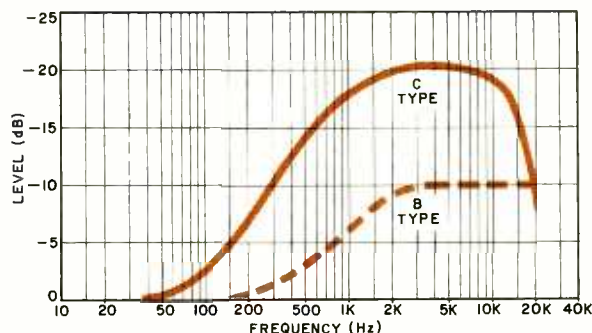


Fig. 4. Comparison of low-level encoding frequency response for Dolby B and Dolby C noise reduction systems.

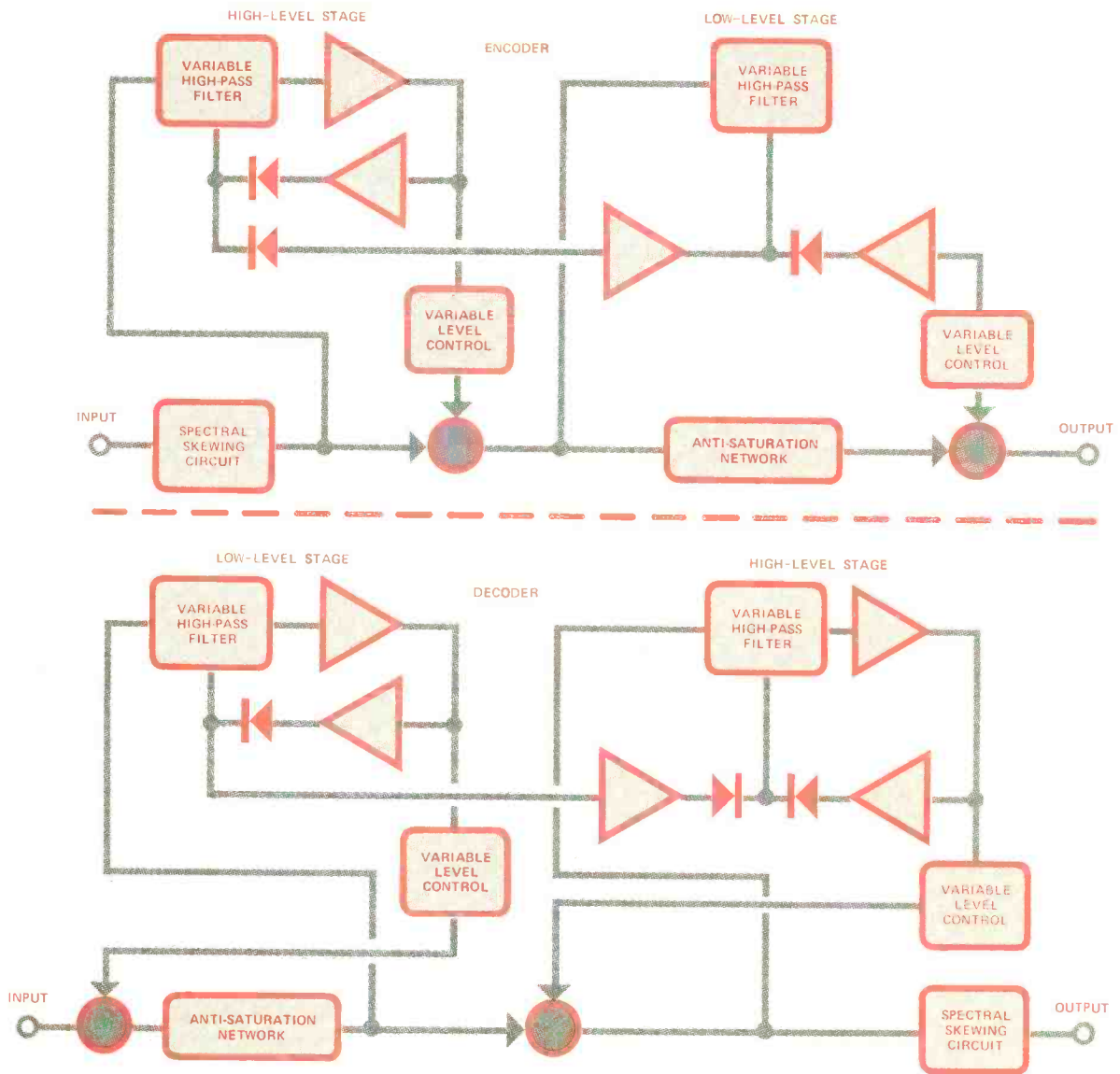


Fig. 5. Simplified block diagram of the encoding and decoding circuitry for a Dolby C noise reduction system.

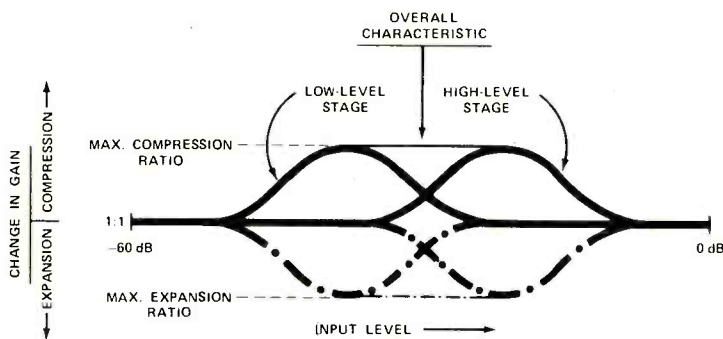


Fig. 6. In the two-level, two-stage Dolby C configuration, effects of the two stages multiply (add in dB) to achieve the full 20 dB of processing required.

more, one of the two stages can be conveniently reconfigured through switching to provide the B-type characteristic as well. It is expected that upcoming development of an IC chip for the C system will reduce costs further yet, but they will always be somewhat higher than those of Dolby B.

On the positive side, Dolby C should not represent a substantially larger fraction of the cost of the cassette decks in which it appears than does Dolby B now. This is because it takes a high-performance recorder to realize the benefits of the new system. Naturally, such machines are expensive to begin with, so it seems reasonable to suppose that the extra cost of Dolby C will not be much more than proportionate, if that. ♦

# BUILD THE POOR MAN'S STROBE

*Inexpensive circuitry allows timed, sequential flashes for multiple photographic exposures of moving subjects*

BY IMRE GORGENYI\*

**S**TROBOSCOPIC photography, which exposes a single frame with light from a sequence of timed flashes, is an interesting way to capture a moving subject on film. The result is a series of still images that catch the subject in successive positions along its path, clearly suggesting motion. Stroboscopic photographs of a gymnast working out appear on the cover of this issue.

Unfortunately for shutterbugs, commercial equipment for stroboscopic photography is high in price. There are, however, circuits designed around readily available, inexpensive components that are easily built and will enable amateur photographers to experiment with the technique.

\*Motorola Semiconductor Group

## The Basic Poor Man's Strobe.

The circuit (Fig. 1) triggers a flash unit at a predetermined time after the receipt of a light pulse from another flash unit actuated by the camera's flash-sync output. A portion of the light from the camera-triggered flash falls on the window of phototransistor *Q1*, which briefly conducts. The resulting negative voltage pulse at the collector of *Q1* triggers the timing circuit comprising *C1*, *R2* through *R6*, and *Q2*.

At the end of the timing interval, whose duration is adjustable by means of potentiometer *R3*, *Q3* and its associated passive components generate a positive voltage pulse and couple it to the gate of *SCR1*. The SCR breaks into conduction and triggers

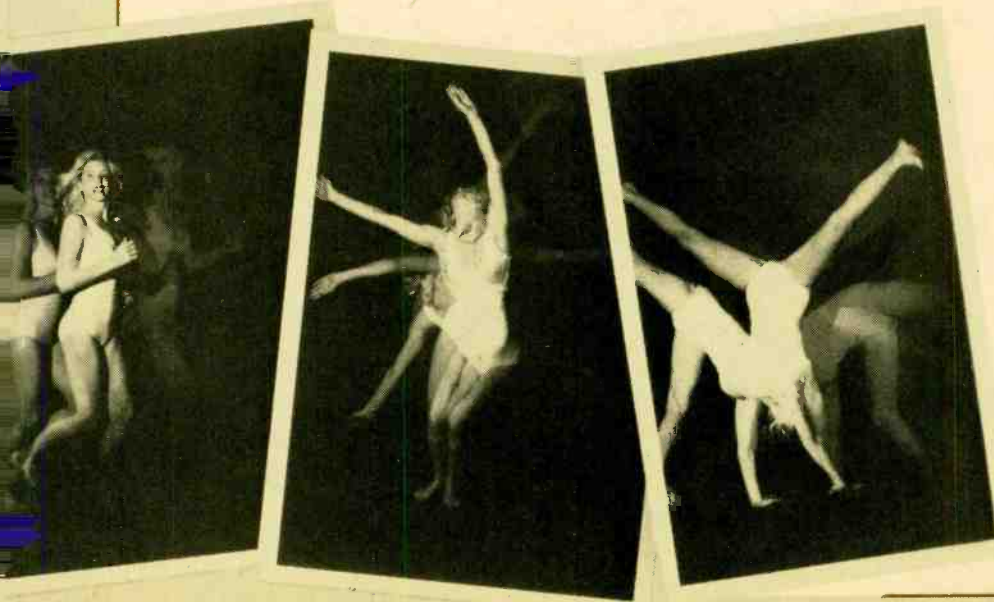
the flash unit whose sync contacts are connected to jack *J1*. Simultaneously, the timing circuit resets itself by means of *R6* to prepare for the next triggering light pulse. Power for the circuit is provided by a 9-volt alkaline battery via switch *S1*. Quiescent current drain is approximately 1 mA, so long battery life can be expected.

The delay between the arrival of the triggering light pulse and the actuation of the secondary flash can be varied from approximately 0.1 to 1 second. For shorter delays, the value of *C1* can be reduced to 0.1  $\mu$ F. If this is done and *R3* is set for minimum resistance, the delay is so short that the attached flash unit can be used as a simple slave. Light from the slave will reinforce that from the camera-triggered unit and will yield brighter or more diffuse lighting of the subject. Of course, a number of basic Poor Man's Strobes can be built and each one adjusted for a different delay time to produce multiple images on a single emulsion.

**Other Circuits.** The slave-trigger circuit in Fig. 2 has practically no delay at all. It is therefore suitable for situations in which the slight delay introduced by the timing circuit of the PMS would cause an undesirable second image or smearing. This circuit has two unusual characteristics—it is not triggered by steady-state ambient light, and it derives its modest operating power from the flash to which it is connected.

Although ambient light would tend to cause phototransistor *Q1* to conduct, inductor *L1* prevents this from happening. Upon receipt of a light pulse, however, a voltage is set up across the inductor and the base-emitter junction of the phototransistor, and the device briefly conducts. This in turn forward-biases the base-emitter junction of switching transistor *Q2*, and a positive voltage appears across *R12*. The SCR breaks into conduction and triggers the flash unit whose sync contacts are connected to jack *J1*. A manual trigger switch (*S1*) is wired in parallel with *SCR1*. Power for *Q1* and *Q2* is derived from the flash unit by means of voltage divider *R3R4* and storage capacitor *C1*, which is wired in parallel with the *R3* leg of the voltage divider. The circuit's power requirements are so modest that almost any flash unit can easily satisfy them.

The circuit shown in Fig. 3 is a sequential flash trigger that can ac-



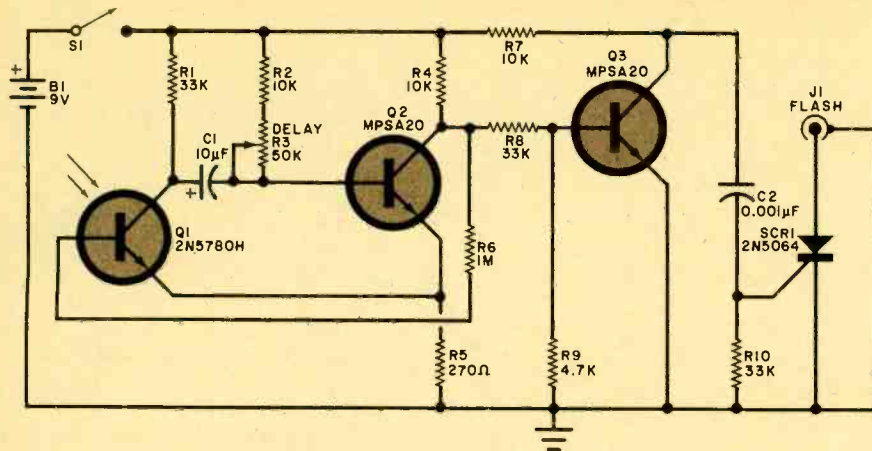



Fig. 1. Schematic diagram (above) of the basic Poor Man's Strobe. Below, a photograph of the author's prototype. The large control knob determines delay between trigger pulse and actuation of flash.



**PARTS LIST**

- B1—9-volt alkaline battery
- C1—10- $\mu$ F, 16-V tantalum capacitor
- C2—0.001- $\mu$ F, 50-V disc ceramic capacitor
- J1—Suitable jack (chosen to match the plug of the flash unit's sync extension cord)
- Q1—2N5780H npn silicon phototransistor
- Q2, Q3—MPSA20 npn silicon transistor
- R1, R8, R10—33-k $\Omega$ , 1/4-W, 10% resistor
- R2, R4, R7—10-k $\Omega$ , 1/4-W, 10% resistor
- R3—50-k $\Omega$ , linear-taper potentiometer
- S1—Spst switch
- SCR1—2N5064 or similar silicon controlled rectifier (minimum voltage rating, 200 volts)
- Misc.—Perforated board, battery holder, battery clips, sync extension cord, control knob, suitable enclosure, hookup wire, solder, hardware, etc.

LED1, and the LED will glow more brightly to indicate that the slope of the ramp will be steep and the flash sequence rapid. The total duration of the flash sequence can be adjusted from approximately 50 milliseconds to 3 seconds.

The monostable multivibrator comprising Q1, Q2 and associated passive components performs two functions. First, it triggers SCR1 when the camera's sync contacts close. Then, after three seconds, it resets the rest of the circuit to prepare for the next flash sequence. When switch S2 is in position 2, the initial pulse across R1 is simultaneously applied to the gates of SCR1 through SCR5, triggering all the flash units simultaneously. Power

tuate as many as five flash units. These units will be triggered at equal intervals after the camera's sync contacts close. The circuit functions as follows: when the sync contacts close, transistor Q3 cuts off and capacitor C2 begins to receive charging current from the constant-current source comprising Q4, Q5, and their associated passive components. The ramp voltage that appears across the capacitor is coupled to position 1 of switch S2 by Darlington emitter follower Q6. If S2 is in position 1, the ramp voltage is applied to the gates of SCR2, SCR3, SCR4, and SCR5 through a series of voltage dividers. The gate of SCR1 receives a separate voltage pulse via a different circuit path almost immediately after the camera's sync contacts close.

As the ramp voltage at the pole of S2 increases in amplitude, SCR2, SCR3, SCR4, and SCR5 successively break into conduction and trigger the flash units to whose sync contacts they are connected. The rate at which the SCRs fire is determined by the slope of the ramp, which is ultimately

controlled by the setting of SPEED potentiometer R9. The lower the resistance of R9, the greater the output of the constant-current source. Thus, more current will flow through

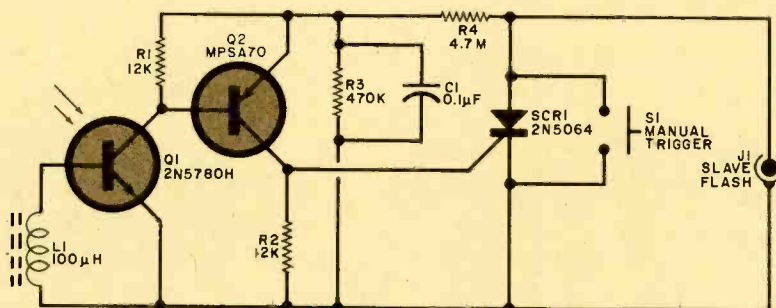


Fig. 2. Circuit for a slave-flash trigger that is not affected by steady-state ambient light.

**PARTS LIST**

- R1, R2—12-k $\Omega$ , 1/4-W, 10% resistor
- R3—470-k $\Omega$ , 1/4-W, 10% resistor
- R4—4.7-M $\Omega$ , 1/4-W, 10% resistor
- S1—Normally open, momentary-contact pushbutton switch
- SCR1—2N5064 or similar silicon controlled rectifier (minimum 200-volt rating)
- Misc.—Perforated board, sync extension cord, suitable enclosure, hookup wire, solder, hardware, etc.
- C1—0.1- $\mu$ F, 250-V Mylar capacitor
- J1—Suitable jack (chosen to match the plug of the slave flash unit's sync extension cord)
- L1—100- $\mu$ H choke
- Q1—2N5780H npn silicon phototransistor
- Q2—MPSA70 pnp silicon transistor

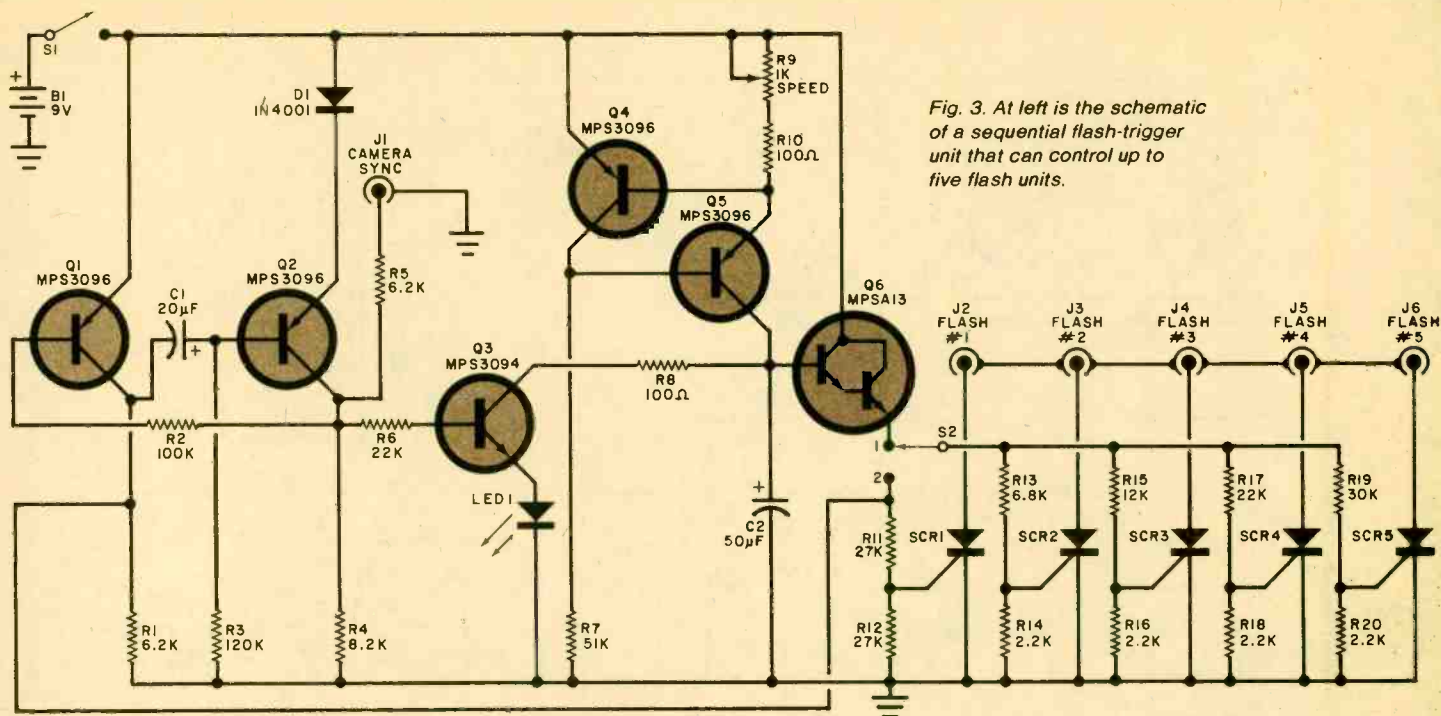


Fig. 3. At left is the schematic of a sequential flash-trigger unit that can control up to five flash units.

### PARTS LIST

B1—9-volt alkaline battery  
 C1—20- $\mu$ F, 25-V aluminum electrolytic  
 C2—50- $\mu$ F, 25-V aluminum electrolytic  
 D1—1N4001 rectifier  
 J1—Suitable jack (to match the plug of the camera's sync extension cord)  
 J2 through J6—Suitable jacks to match the plugs of the sync extension cords for Flash #1 through Flash #5)  
 LED1—Light-emitting diode  
 Q1,Q2,Q4,Q5—MPS3096 pnp silicon switching transistor  
 Q3—MPS3094 npn silicon transistor  
 Q6—MPSA13 npn silicon transistor

The following, unless otherwise specified, are 1/4-W, 10% tolerance, carbon-composition fixed resistors  
 R1,R5—6.2 k $\Omega$   
 R2—100 k $\Omega$   
 R3—120 k $\Omega$   
 R4—8.2 k $\Omega$   
 R6,R17—22 k $\Omega$   
 R7—51 k $\Omega$   
 R8,R10—100  $\Omega$ , 1/2-watt  
 R9—1-k $\Omega$ , linear-taper potentiometer  
 R11,R12—27 k $\Omega$   
 R13—6.8 k $\Omega$

R14,R16,R18,R20—2.2 k $\Omega$   
 R15—12 k $\Omega$   
 R19—30 k $\Omega$   
 S1—Spst switch  
 S2—Spdt switch  
 SCR1 through SCR5—2N5064 or similar silicon controlled rectifier (minimum voltage rating, 200 volts)  
 Misc.—Perforated board, sync extension cords, suitable enclosure, battery holder, battery clips, control knob, hookup wire, LED mounting collar, solder, hardware, etc.




Photo of the prototype sequential flash-trigger unit.

for the circuit is supplied by 9-volt alkaline battery B1 via switch S1.

Another sequential flash trigger circuit is shown schematically in Fig. 4. Here, the trigger pulse from the camera's sync contacts enables unijunction transistor Q1 to generate clock pulses that drive CMOS decade counter/decoder IC1. The rate at which clock pulses are generated is determined by the position of rotary switch S3, which selects one of five RC timing networks (R22C3 through R26C7). The gate of SCR1 is driven by the output pulses of the UJT, but the gates of the other SCRs are driven by various of the counter's decoded output lines. Switch S1 allows the user to determine whether the gate of SCR5 will be driven by the Q4 or Q6 output line of the counter—that is, whether the flash unit connected to

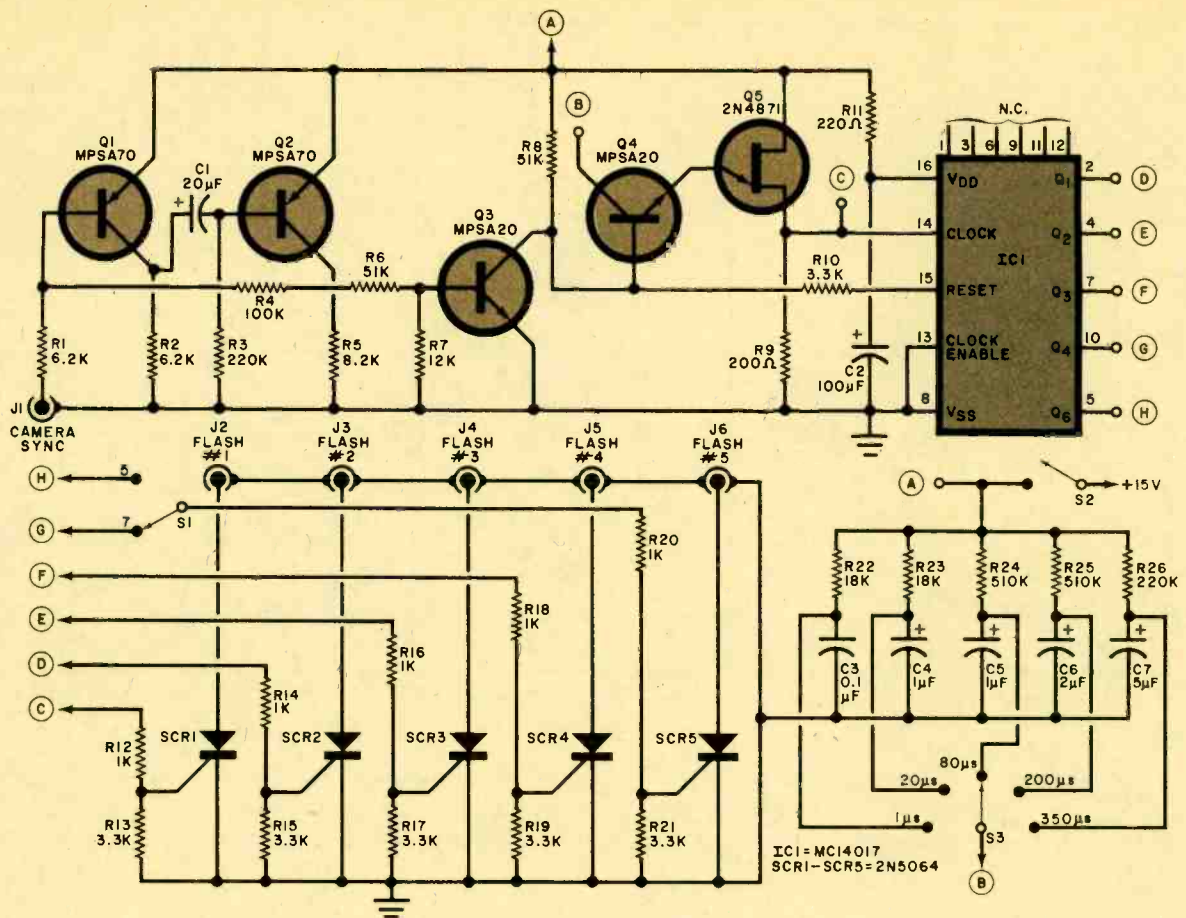


Fig. 4. Another sequential flash-trigger unit. This circuit employs a UJT clock and a CMOS decade counter/decoder.

**PARTS LIST**

C1—20- $\mu$ F, 25-V aluminum electrolytic  
 C2—100- $\mu$ F, 25-V aluminum electrolytic  
 C3—0.1- $\mu$ F, 50-V Mylar capacitor  
 C4,C5—1- $\mu$ F, 25-V tantalum capacitor  
 C6—2- $\mu$ F, 25-V tantalum capacitor  
 C7—5- $\mu$ F, 25-V tantalum capacitor  
 IC1—MC14017 decade counter/decoder  
 J1—Suitable jack (to match the plug of the camera's sync extension cord)  
 J2 through J6—Suitable jacks (to match the plugs of the sync extension cords for Flash #1 through Flash #5)  
 Q1,Q2—MPSA70 pnp silicon transistor  
 Q3,Q4—MPSA20 npn silicon transistor

Q5—2N4871 unijunction transistor  
 The following, unless otherwise specified, are 1/4-W, 10% tolerance, carbon-composition fixed resistors.  
 R1,R2—6.2 k $\Omega$   
 R3,R26—220 k $\Omega$   
 R4—100 k $\Omega$   
 R5—8.2 k $\Omega$   
 R6,R8—51 k $\Omega$   
 R7—12 k $\Omega$   
 R9—200  $\Omega$   
 R10,R13,R15,R17,R19,R21—3.3 k $\Omega$   
 R11—220  $\Omega$   
 R12,R14,R16,R18,R20—1 k $\Omega$

R22,R23—18 k $\Omega$   
 R24,R25—510 k $\Omega$   
 R26—220 k $\Omega$   
 S1—Spdt switch  
 S2—Spst switch  
 S3—Single pole, 5-position nonshorting rotary switch  
 SCR1 through SCR5—2N5064 or similar silicon controlled rectifier (minimum 200-volt rating)  
 Misc.—+15-volt power supply or battery, perforated board, sync extension cords, suitable enclosure, IC socket, control knob, hookup wire, solder, hardware, etc.

jack J6 will fire at the fifth or seventh clock pulse. As in the circuit of Fig.3, a monostable multivibrator built around Q1 and Q2 resets the circuit to prepare for the next flash sequence. Power for the circuit is provided by a +15-volt supply (not shown) via switch S2.

**Construction.** The prototype Poor Man's Strobes were assembled using

perforated board and point-to-point wiring. However, printed-circuit construction can also be used. Type 2N5064 silicon controlled rectifiers are specified for each of the circuits that have been described. These devices have TO-92 plastic packages and are rated at 200 volts peak blocking voltage, 200  $\mu$ A gate trigger current, and 6 amperes peak forward surge current. They are compatible

with most flash units on the market. However, if you intend to use a flash unit that impresses more than 150 volts or so across its sync terminals, an SCR with a greater peak blocking voltage rating will have to be used. Circuit layout is not critical, and the projects can be housed in any convenient enclosures. The various input and output jacks should be selected to match the plugs of the sync extension

cords that your photographic gear employs. Photographs of the prototypes whose circuits are shown in Figs. 1 and 3 appear with the respective diagrams. In the circuits of Figs. 1, 3 and 4, the use of alkaline cells will extend battery life. Be sure to observe standard CMOS handling procedures for *IC1* of Fig. 4 and to use an IC socket to mount it.

**Using the Poor Man's Strobes.** As with any photographic hardware, a good deal of experimentation is required to learn how to use the Poor Man's Strobes for the best results.

Start with two flash units in an unlit room with dark walls or wall coverings. If you are using the circuit shown in Fig. 1, connect one flash to the camera's sync contacts and the other to jack *J1*. If you are using one of the circuits shown in Figs. 3 and 4, connect one flash unit to *J2* and the other to *J3*. Run a sync extension cord from the camera to input jack *J1*. Place your camera in its "B" (bulb) exposure mode and either set the object to be photographed in motion or direct your model to move around the room. Trip the shutter and hold it open. One flash will fire immediately, and the other will be triggered after a delay. Release the shutter after the second flash has fired.

This first trial should be a "dry run" with no film in the camera. Your eyes will register the strobed images. Repeat the experiment several times, varying the delay between the triggering of the two flash units and the rate at which the object or model is moving. If you have built several of the basic Poor Man's Strobes or one of the sequential trigger circuits shown in Figs. 3 and 4, add more flash units to see how multiple-flash stroboscopic photographs will look.

Next, determine a sequence of connecting the flash units to the output jacks and applying power that does not result in inadvertent triggering of the units. The proper procedure might be as follows: apply power to the Poor Man's Strobe; connect the flash units to it; and finally apply power to the flash units.

Once you have acquired a feel for the Poor Man's Strobe, you can take real pictures. Here again experimentation is needed. Vary the positions of the flash units, use different levels of light output, and for color work place different color filters on each flash unit. With a bit of experience, you'll be able to turn out interesting and unusual photographs that are as much fun to display as they are to take. ◇

# COMMERCIAL KILLER FOR A CLOCK RADIO

*Low-cost system cuts off the audio on cue from the listener and restores it after one minute*

BY HERBERT L. BRESNICK

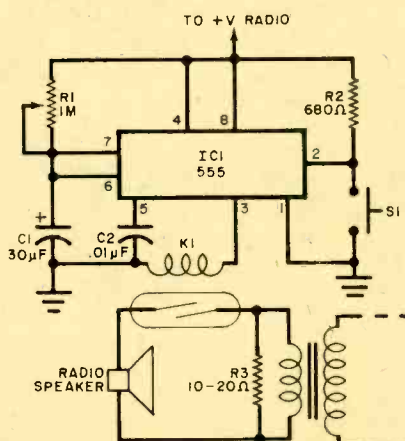
**D**ID you ever wish you could eliminate radio commercials and TV commercial sound? My clock radio, tuned to the local news station, is set for 6:00 a.m. This means 5 minutes of news interspersed with 5 minutes of commercials, and I find few things worse than listening to soap or laxative jingles at that hour! Fortunately, most commercials are exactly one minute long—which makes them not too hard to silence.

Basically, the system cuts off the audio on cue from the listener and uses a one-minute delay circuit to restore it—presumably after the commercial is over. Figure 1 shows the schematic diagram of the system, which uses about \$3.00 worth of parts, depending upon the size and condition of your parts junkbox. Here's how it works: As soon as the commercial starts, push switch *S1* momentarily. This triggers *IC1*, a 555 IC timer chip, wired as a monostable. Triggering forces pin 3 of the IC high, operating relay *K1*, which pulls in, opening its normally closed contacts. These contacts, in series with the

loudspeaker, squelch the audio. After one minute (as set by *C1* and *R1*), pin 3 goes low releasing the relay and restoring the audio—just in time for resumption of the broadcast.

The circuit is easily wired, point-to-point on a 2" x 2" piece of perf board. Supply voltage (9 to 12 volts) is tapped from the radio or TV at any convenient point, and one speaker lead is placed in series with the relay contacts. It is recommended that a resistor be placed across the two leads that normally feed the speaker, that normally feed the speaker, as most power circuits do not like to be left unloaded. A 10- or 20-ohm resistor will do fine. Wrap the board with tape to protect the wiring and position it in a convenient space inside the receiver. The trigger wires can be brought out through the rear of the set, and connected to a pushbutton switch that can be placed at any convenient location.

Adding the "commercial killer" to my radio, has restored my sanity, and I'm able to face the morning shower, my wife, and the world with a smile. It may do as well for you. ◇



## PARTS LIST

- C1—30- $\mu$ F, 15-V capacitor
- C2—0.01- $\mu$ F, disc capacitor
- IC1—555 timer
- K1—9-to-12-V, reed relay
- R1—1-M  $\Omega$  trimpot
- R2—680  $\Omega$ , 1/2-W resistor
- R3—10-to-20  $\Omega$ , 1/2-W resistor
- S1—Momentary-contact pushbutton switch
- Misc.—Perf board, wire, solder, etc.

Fig. 1. Duration of silencer period is set by *R1* and *C1*.

# AN 1802-BASED EPROM PROGRAMMER

*Hardware and software to program, copy, and verify data in a 2708 EPROM, using an 1802 microprocessor*

BY LARRY BREGOLI

**M**OST computer fans have a few favorite programs such as monitors, machine-language utilities, and even high-level languages that are used so often that storing them in ROM would be beneficial. When in this permanent memory, these programs can be accessed at any time, without the often tedious loading procedure. The ROM can even work from a power-up state.

There are numerous ROM programmers available for most systems, but few for those based on the 1802 processor. The programmer described here will help to alleviate this shortage. Although designed for 2708 devices, it can be user modified to accept 2716 devices. This permits doubling the ROM size with no increase in board space.

**Circuit Operation.** A simplified block diagram of the EPROM programmer is shown in Fig. 1. When the I/O Select Line calls for the programmer, three events occur. In conjunction with the arrival of the  $\overline{MWR}$  (memory write) signal, the Program-Cycle-Latch causes the Address-Latches to: (1) hold the address currently on the address bus; (2) remove the data latches from their three-state mode to allow them to latch and hold the data currently on the data bus; and (3) via the Program-Pulse-Circuit place the 2708 in the write-enable mode so that timing pulses from the CPU will allow a programming pulse to be applied.

The eight Three-State Switches remain in their high-impedance state until the 2708 is read. At this time the  $\overline{MRD}$  (memory read) pulse allows data from the 2708 to be placed on the system data bus. The read function is handled in this manner because it is easier than using the 2708's  $\overline{CS}$  (chip

select) circuit that requires three voltage levels. The 2708 data lines go three-state when the  $\overline{CS}$  voltage is at +5 volts, and when the data is read from the 2708, the  $\overline{CS}$  line must be low (the same as ordinary RAM). The 2708 is placed in the write mode by bringing the  $\overline{CS}$  line to +12 volts.

The complete schematic is shown in Fig. 2. Some of the IC grounds shown are functionally necessary while others are required because all unused CMOS inputs must be terminated with either a ground or +5 volts to avoid noise problems. The reset (pin 4) of *IC1*, the program cycle latch, is connected to the system reset line, while the clock input (pin 3) is connected to one of the N lines from the 1802. The Q signal at pin 1 of *IC7A*, is the serial-output line of the 1802 and is set high or low by the system software. Note that the Q pulses cannot get to the pulse circuit unless *IC7A* is enabled by the pin 1 output of *IC1*. The only TTL device used is *IC9*.

The 2708 both sinks and sources

current at its programming input (pin 18) during programming and this must be included in the circuitry or the voltage at this pin will be pulled up by the sink current during the low-voltage level of the program pulse. Pin 4 of *IC9* provides this function. Data latches *IC2* and *IC3* may be replaced with 4076's if you want to stick with all 4000-series IC's. The  $\overline{MWR}$  and  $\overline{MRD}$  pulses are both gated by the  $\overline{CE}$  (chip enable) signal from the addressing system. The  $\overline{CE}$  does not have to select the 2708 directly since the EPROM is always in the read mode when not being programmed. There's an additional advantage in this approach, since in the read mode the 2708 uses the minimum standby power without a special power-down circuit. The data-latching-strobe to *IC2* and *IC3* is a function of TPB, a timing pulse which occurs when the data is valid, via *IC7B* and *IC10C*.

The RC network coupled to programming pin 18 of the 2708 shapes the programming pulse so that voltage spikes will not occur inside the 2708 possibly creating an error in the programmed data.

**Timing.** The 2708 timing must be programmed for a minimum of 100 ms for each bit, and each bit can be programmed only for a maximum of 1 ms at any given time. This means that each bit must be programmed at least 100 times.

Another criterion for programming the 2708 is that, each time a portion of the memory is programmed, the remainder of the bits must also be reprogrammed. This will be described further under "Software." The only other timing consideration to account for is the minimum 10  $\mu$ s setup time for the address and data information. All of these timing requirements are

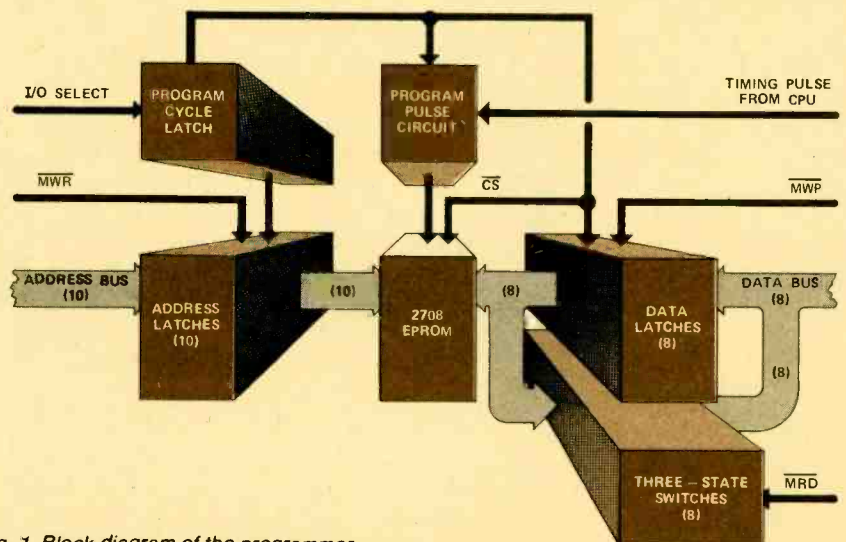


Fig. 1. Block diagram of the programmer.



handled by the programming software to keep the hardware simple.

**Software.** A fully erased 2708 contains all "ones" and the programmer replaces these with zeros where specified during the programming mode. Once a zero bit is programmed, it cannot be changed back to a one by programming. If you make an error and

put a zero in the wrong location, the only way it can be rectified is erasing the EPROM with UV to produce all ones again, and then re-start the programming.

About 1K of RAM is required to assemble and hold the data to be programmed into the EPROM. This RAM space must be initially programmed with all ones to avoid any

unwanted zeros from appearing when programming is started. This is accomplished by copying the contents of the erased 2708 in the programming socket into the RAM space.

This method is also convenient for adding data to an EPROM which has been partially programmed. In this case, the existing programs in the EPROM are also copied into RAM

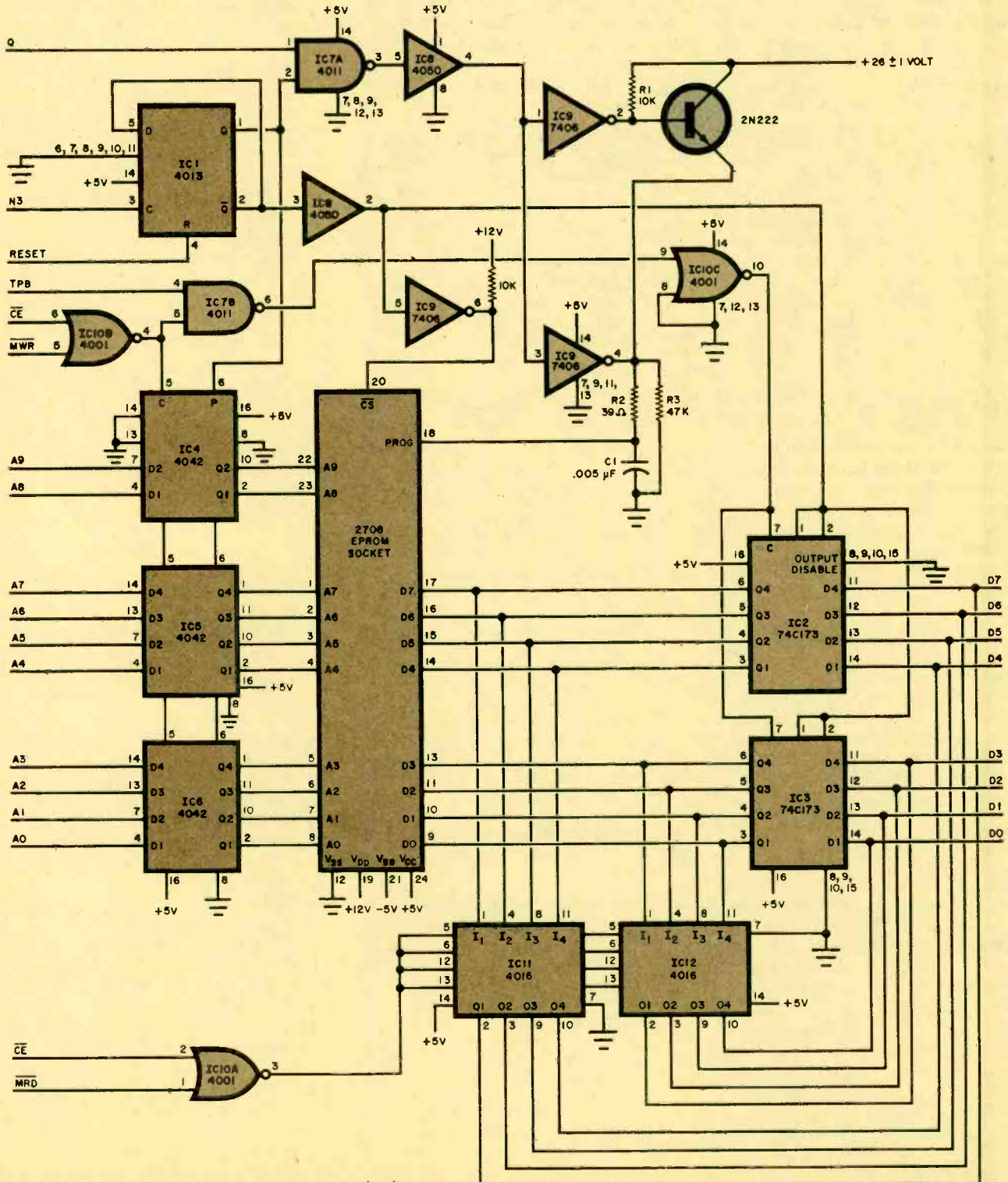


Fig. 2. Complete schematic of the programmer circuit.

and are reprogrammed back into the EPROM along with the added data. Keep in mind that, each time new data is added to the EPROM, all 1024 bytes must be programmed.

The three subroutines to be covered are called using conventional 1802 call and return techniques. The program locations are arbitrarily chosen. The items in parentheses are bytes that would have to be changed if any locations are modified. The COPY subroutine is shown in Listing 1. This is a simple move program of which many versions exist. In this case, the initiating routine sets pointers to the

beginning address of the EPROM to be programmed and to the beginning address of the RAM area used to store the program. The bytes are then copied, one by one, from the EPROM into the RAM until all 1024 bytes in the EPROM have been copied.

New data to be programmed into the EPROM is placed in any available RAM space. When the new data has been entered into RAM, the BURN EPROM subroutine of Listing 2 is called to program data into the EPROM.

The BURN EPROM substitute should contain all the timing informa-

tion needed to properly program a 2708 EPROM including the data and address setup times. When the subroutine is first entered, a counter is loaded with the number of times all 1024 words will be programmed. This number can vary from 100 to 1000 since the width of the programming pulse may be set from 0.1 to 1.0 ms, and the product must always be equal to or greater than 100 ms. An I/O pulse is then sent to the program-cycle-latch by way of line N3 to activate the programmer. Address pointers are then set to point to the starting addresses of both the EPROM to be programmed and RAM area holding the data. A byte, read from the RAM area, is written into the data-input latches, and simultaneously latches the address latches. Before application of the programming pulse, the 2708 needs a minimum of 10  $\mu$ s to allow for data and address settling times. To accomplish this time delay, simply insert NOP instructions in the program before applying the programming pulse. The pulse-time-counter is then loaded with a number that describes the programming pulse width.

The Q line from the 1802 is then set high causing the programming pulse to begin. Next, the pulse-time-counter is decremented to zero, dictating the width of the programming pulse. The Q line is then set low, ending the pulse. The loop counter is decremented each time all 1024 words have been programmed; then a test for a zero in the loop counter is made. When the loop counter is zero, an I/O pulse is again sent to the programmer to take it out of the programming mode. It requires approximately 103 seconds to program all 1024 words into a 2708.

Some EPROMS may need more programming time to guarantee that all bits are properly burned. To do this, the number in the loop counter must be increased. If you have the BURN EPROM program already in the EPROM, simply burn the new one again using the same program.

To determine if you have burned all the bits properly, they can be tested using the VERIFY program shown in Listing 3. This routine compares each byte in the newly burned EPROM with the original data in RAM. If a mismatch is found, the Q line is set. The erroneous byte location can be shown on a monitor or a hexadecimal display. To determine if the VERIFY program is working properly, inset an intentional error in the RAM area and run the VERIFY program.  $\diamond$

#### LISTING 1—COPY

Location	Code	Comment
E4 1E	F8 (C8) B8	: Point R8 to RAM Area
E4 21	F8 (D0) B9	and
E4 24	F8 (00) A8 A9	R9 to beginning of EPROM
E4 28	09	: Get EPROM byte and
E4 29	58	put it in RAM
E4 2A	19 18	: Increment EPROM & RAM
E4 2C	99 FB (D4)	: If it's not the last
E4 2F	3A (28)	byte, get another
E4 31	D5	: RETURN

#### LISTING 2—BURN EPROM

Location	Code	Comment
E4 32	F8 65 AA	: Set loop counter to 101
E4 35	EB 63 2B	: Activate Programmer (N lines 3)
E4 38	F8 (C8) B8	: Point to starting locations
E4 3B	F8 (D0) B9	of RAM and EPROM
E4 3E	F8 (00) A9 A8	
E4 42	2A	: Decrement loop counter
E4 43	8A	: If loop counter is
E4 44	32 (5C)	zero then exit
E4 46	08	: Get RAM byte
E4 47	59	: Write byte into latches
E4 48	18 19	: Increment RAM & EPROM
E4 4A	C4 C4	: Waste time for settling data
E4 4C	F8 29 AE	: Load pulse time counter
E4 4F	7B	: Start programming pulse
E4 50	2E 8E	: Pulse width equals
E4 52	3A (50)	approx. 0.1 ms
E4 54	7A	: Stop programming pulse
E4 55	99 FB (D4)	: If it's not last
E4 58	3A (46)	byte get another byte
E4 5A	30 (38)	: Else do another loop
E4 5C	63 2B	: Deactivate EPROM
E4 5E	D5	: RETURN

#### LISTING 3—VERIFY BURN

Location	Code	Comment
E4 5F	F8 (C8) B8	: Point to start of
E4 62	F8 (D0) B9	RAM & EPROM
E4 65	F8 (00) A8 A9	
E4 69	E8	: Set X R8
E4 6A	99 FB (D4)	: If all bytes O.K.
E4 6D	32 (76)	then exit
E4 6F	09 F3	: Compare RAM byte with
E4 71	19 18	EPROM and increment both
E4 73	32 (69)	if the same continue
E4 75	7B	: Else set Q
E4 76	D5	: RETURN

# BUILD A HEADLIGHT MODULATOR FOR CYCLE SAFETY

*Inexpensive circuit pulses the high beam to enhance visibility*

BY STAN JONES

**A**S A safety precaution, riders of motorcycles and mopeds are required to have their headlights on when using public roads. Since even this is not always sufficient to ensure that they will be noticed by other drivers, devices have been developed to modulate the brightness of the headlight, enhancing its visibility. In most cases, the low beam is left on constantly, while the high beam is switched on and off at about a 4-Hz rate. When the headlight is switched to the high beam manually, the modulator is overridden and ceases to operate. In addition, if the circuit should fail to function properly, the normal

headlight operation is not affected.

If motorcycles verge on being invisible to drivers of larger vehicles, bicycles are even harder to see. The modulator circuit described here can be easily modified to operate with the type of single-beam headlights commonly used on bicycles.

**Circuit Operation.** As shown in Fig. 1A, the circuit is based on a 555 timer operating as a slow astable square-wave generator. The ratio of  $R1$  to  $R2$  was selected to produce a nearly symmetrical waveform. Effectively, timing capacitors  $C1$  and  $C2$  charge through  $R1$  and  $R2$  and dis-

charge through  $R2$  causing the output at pin 3 to be nearly square. The positive-going portion of the pulse turns switching transistor  $Q1$  on while the zero portion turns it off. When turned on,  $Q1$  acts as a closed switch to pass filament power from the dim to the bright headlight filament, causing it to glow as long as  $Q1$  is on. Diode  $D1$  passes only the positive-going excursions of the pulses.

Alternately, the circuit can be built around a relay as shown in Fig. 2. Just make sure that the selected relay will handle the current.

Power to operate the circuit comes from the low-beam circuit. When the

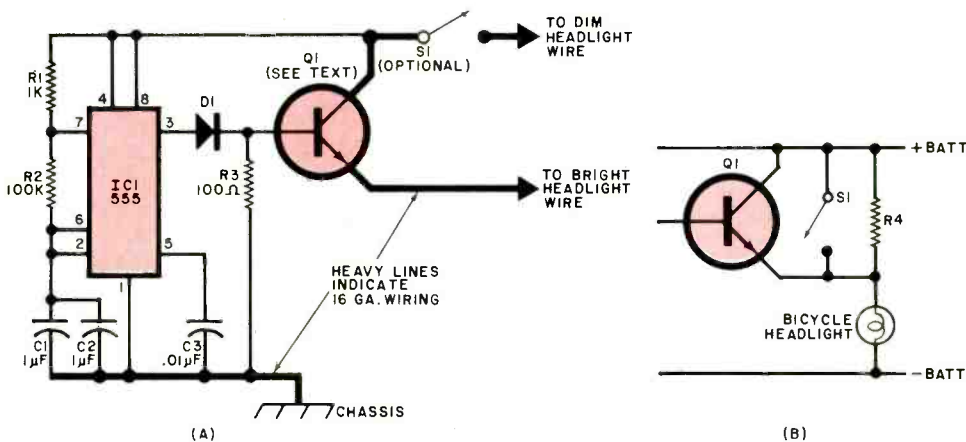
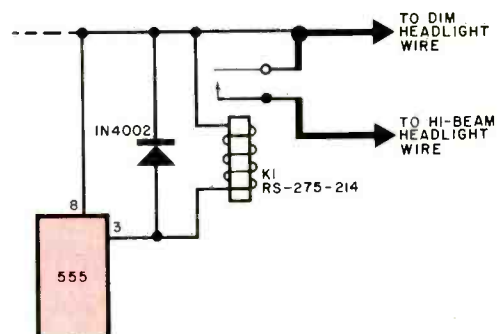


Fig. 1. Basic circuit (A) is based on a 555 timer. It can be modified as shown at (B) for a single-beam bicycle light.

## PARTS LIST

- C1, C2—1- $\mu$ F, 34-V tantalum capacitor
- C3—0.01- $\mu$ F, 50-V disc ceramic capacitor
- D1—1N914
- IC1—NE 555 timer IC
- Q1—ECG182 transistor (for 50-watt headlamp) or ECG184 transistor (for 30-watt headlamp)
- R1—1-k $\Omega$  1/2-W resistor
- R2—100-k $\Omega$ , 1/2-W resistor
- R3—100- $\Omega$ , 1/2-W resistor
- S1—Optional spst toggle switch with 5-A contacts
- Misc.—1 1/2"  $\times$  1 1/2" perf board, wire, solder, 8-pin socket (optional), short length of 16-gauge wire, mounting hardware.

Fig. 2. A relay can be used instead of the output switching transistor.



# \$28

## ONE OF THE Finest Pen Watches in the World at the Lowest Price!



SOLD BY OTHERS FOR \$69.95

### The Original ARTRON Pen/Watch

The pen/watch is not a revolutionary new product. It has been on the market now for years. Unfortunately, from our experience, almost all were novelty-looking in appearance and cheaply constructed. Comparable pen/watches sell for \$60 and more.

#### UNTIL NOW!

We engage in world trade. Being in the import/export business, we are aware of a countries outstanding products. The Artron Pen is sold worldwide and THE EGBERT CO. is the largest distributor of them in the U.S. Since we buy thousands at a time direct from the manufacturer, we can offer the Artron Pen/Watch at \$28 ... a truly wholesale price.

#### A UNIQUE COMBINATION

The Artron is an accurate, easy-to-read time-piece, combined with a quality writing instrument. The 100% stainless steel construction and classic styling of the Artron Pen/Watch offers you the quality of the undisputed leaders, such as Cross and Schaeffer, with the addition of an accurate LCD watch (accurate to  $\pm 15$  sec. a month). The finest quartz digital watches have comparable accuracies usually somewhere between  $\pm 15$  to  $\pm 5$  sec. a month.

#### THE WATCH

The LCD display constantly shows you the hour and minutes without any awkward button pushing. When you need the month and day, you just depress the top of the pen once or twice for seconds. An additional push returns it to the time. The watch is powered by a tiny silver oxide Eveready 392 battery that lasts about two years and is easily replaced.

#### THE ULTIMATE PRACTICAL GIFT



**The Egbert Co.**  
11055 Sunter Blvd.  
Los Angeles, CA 90049

Your Artron Pen/Watch comes with full instructions, a one year manufacturer's guarantee against defects and its battery in place. Included with every Pen/Watch is the beautiful presentation case shown. When you receive your Artron Pen/Watch, use it constantly for three full weeks. If, after you've thoroughly tested it, you don't agree that your

CONTINUOUS	1st PRESS	2nd PRESS
TIME READOUT	MONTH DAY	SECONDS


Artron Pen/Watch represents a major breakthrough in price, quality and value, send it back.

We'll refund your entire investment, including the delivery charge. You can't lose ... we guarantee it.

Time is of the essence.

We can only guarantee the continuation of this introductory price for a short time.

#### ORDER TODAY!



**The Egbert Company, Dept. PE-3**  
11055 Sunter Blvd. • Los Angeles, CA 90049

RUSH the following Pen/Watches to me by first class insured mail:

- Stainless Steel Model ..... \$28 (2 for \$52)
- Gold Plated model ..... \$38 (2 for \$70)
- A Generous 5 Micron
- Deluxe Stainless Steel
- & Gold Plated models ..... Both for \$62
- plus \$1.50 postage & handling per order.
- Calif. add 6% sales tax.

Enclosed find check or money order for \$\_\_\_\_\_ Charge to my  Visa  Master Charge

Card # \_\_\_\_\_ Exp. Date \_\_\_\_\_

Name: \_\_\_\_\_

Address: \_\_\_\_\_

City/State/Zip: \_\_\_\_\_

For credit card orders only, call TOLL FREE,  
24 hours, 7 days: 800-824-7880.  
Ask for operator 107.

In Calif.: 800-852-7777 • In Alaska/Hawaii: 800-824-7919

## headlight demodulator

project is wired to the motorcycle as shown, the high-beam indicator on the instrument panel will flash in-step with the strobe and serve as a visual indicator that it's working. Switch *S1* is an optional bypass switch that turns the entire unit off.

Figure 1B shows how the circuit can be modified to work with a single-beam bicycle headlight. Resistor *R4*, whose value and dissipation rating will depend on the particular headlight, is chosen to give an acceptable level of brightness when *Q1* is off. During the intervals when *Q1* is on, the lamp goes to full brightness. Switch *S1* has been connected to bypass the modulator when normal operation is desired. The additional power drawn by the pulsing circuitry is negligible.

**Construction.** Wiring of the modulator is not critical and any approach can be used. To allow mounting the finished unit inside the headlight housing, keep its size small. The finished project can be coated with a good silicone sealer, or protected inside a small plastic mini-box. Be sure to use good quality, low-leakage capacitors and test the unit before installation. Almost any npn power transistor will work fine for *Q1* as long as it can handle the required lamp current (5-7 amperes for a moped or small bike and 10 amperes or more for a bike with a 50-watt headlight). A heat sink will be required for *Q1*. Note the wire sizes called out in Fig. 1. As previously mentioned, a relay can be used in place of the transistor and the heat sink will not be needed. The relay drive current can be up to 150 mA and the contacts must, of course, be able to handle the lamp current.

The finished modulator can be mounted within the headlight housing, and all connections can be made without exposed wiring. If optional on/off switch *S1* is used, it can be mounted in a hole drilled in the modulator housing.

**Operation.** Dimming the headlight automatically starts strobing the high beam. On most motorcycles, the headlight switch can be set in the center position to provide both high and low beam illumination. If this position is used, the modulator is switched off.

Since materials for the unit cost only about \$10, what excuse can there be for not building one for yourself? It might well save your life. ♦

# Using the 4060 as a Timer

BY T.A.O. GROSS

**M**ENTION timing circuits, and most people tend to think of the ubiquitous 555 IC. While the 555 is excellent for most timing applications, other devices are worthy of consideration. These are the CMOS CD4060A and SCL4060AB 14-stage ripple-carry binary counters from RCA and Solid State Scientific, respectively.

Among other advantages, the 4060-series devices can be less expensive to implement in a given application because they require less critical and less expensive resistors and capacitors. A second advantage is that 4060-series devices can deliver a number of output frequencies from the same RC components; the 555 delivers only one.

**Technical Details.** In a 555 timer circuit, external frequency-determining resistor and capacitor values must be selected to produce the desired oscillator frequency directly. As a result, in many cases where relatively long time constants (low frequencies) are desired, the RC product requires the use of bulky, expensive electrolytic capacitors with, often, inaccurate values and high losses.

Devices of the 4060-series use oscillator frequencies much higher than what is required at the output. The oscillator frequency goes through a 14-stage binary counter that divides it by as much as 16,384 ( $2^{14}$ ) before it is used as the final timing frequency.

Using a much higher oscillator frequency than the 555 timer to obtain the

same timing frequency the 4060 has a correspondingly smaller RC product. Hence, there is no need to use inaccurate and unstable electrolytic capacitors or humidity-sensitive, very-high-value resistors.

While the CD4060A and SCL4060AB are interchangeable in most cases, the two are different. In the CD

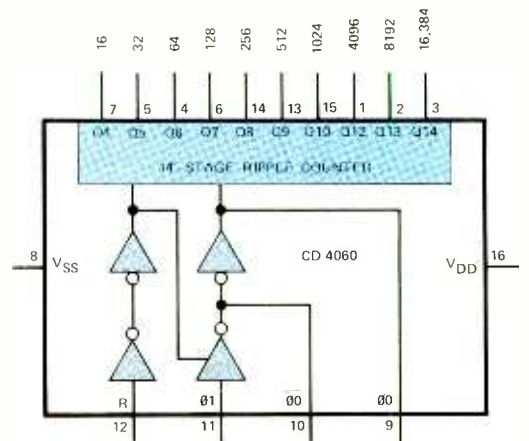


Fig. 1. Internal schematic arrangement of the RCA CD4060 timer integrated circuit.

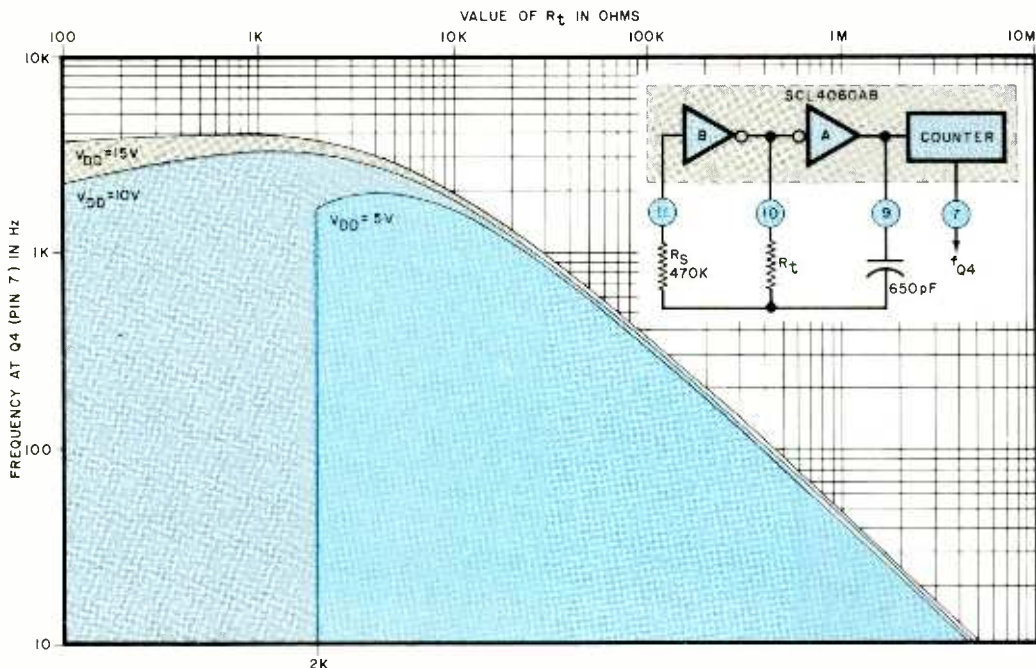


Fig. 2. With low values of timing resistor,  $R_t$ , the frequency of the circuit can vary with applied dc operating voltage.

# ETCO

## CABLE TV CONVERTERS AND OTHER GOOD STUFF!

SMASHING ALL SALES RECORDS - OUR NEW 30 CHANNEL CABLE TV CONVERTER!

Converts mid & super band cable channels for viewing on your TV set!  
No. 335AE047

**39<sup>95</sup>** \$34.95 ea / 5

HOT NEW IMPORT! REMOTE CONTROL 30 CHANNEL CABLE TV CONVERTER!  
Includes remote TV on/off switch and fine tuning control!  
No. 335VA275

**89<sup>95</sup>** \$79.95 ea / 5  
\$74.95 ea / 10

ETCO MKII WIRELESS - THE ULTIMATE CABLE TV CONVERTER!  
Set TV to channel 3, and the hand held remote control does it all!  
No. 335ZA008

**189<sup>00</sup>**

VIDCOR 2000 CONVERTER ELIMINATES PROBLEMS WHEN TAPING FROM CABLE TV  
Restores your VCR's capability for programming. Restores remote channel control. Enables videotaping of one cable program while watching another.  
No. 335VA850

**89<sup>95</sup>**

UNUSUAL FACTORY SURPLUS MID-BAND - SUPER-BAND CABLE TV TUNER  
Converts cable channels to a common HF frequency. Experts, amateurs, build cable converters, decoders, etc. With schematic.  
No. 335VA342

**19<sup>95</sup>** \$17.50 ea / 10

FACTORY SURPLUS UHF TUNERS  
Brand new production surplus. All solid state. Ideal for experimental work building cable TV converters, etc.  
No. 335SU099

**4<sup>95</sup>** \$3.95 ea / 10

MINIATURE FM WIRELESS MICROPHONE  
Hides in the palm of your hand. Reception on any standard FM radio or receiver.  
No. 335VA482

**29<sup>95</sup>** \$27.50 ea / 5  
\$24.95 ea / 10

QUARTER-MILE WIRELESS MICROPHONE & RECEIVER SYSTEM  
FCC approved crystal controlled wireless mike & receiver. All battery operated. Extensive wide range response. VU meter.  
No. 335VA093

**69<sup>95</sup>** \$49.95 ea / 5

ETCO GENERAL PURPOSE TUBE TESTER  
IN KIT FORM. Checks for leakage, shorts, emission, 7, 9 pin octal, local, compactors, no victory. In portable case.  
No. 335KT146

**49<sup>95</sup>** Wired No. 335TE053 - \$79.95  
Kit tube tester No. 335TE344 - \$19.95

DUMPING! NORELCO ENDLESS LOOP CASSETTES!  
Impossible to find at any price!  
3 minutes - No. 335VA605  
6 minutes - No. 335VA606

**4<sup>95</sup>** \$4.49 ea / 10

IN STOCK - THE MURA CORDLESS TELEPHONE SYSTEM!  
Answer & originate calls with this wireless push-button 4000 range telephone. Last number call, flip ring feature! Use with rotary touch systems.  
No. 335VA724

**144<sup>88</sup>** \$129.95 ea / 5

SALE OF QUARTZ BATTERY-OPERATED CLOCK MOVEMENTS!  
Accuracy of 1 min / year up to 4 years operation on 1 alkaline 'C' cell imported from West Germany. No. 335VA813

**9<sup>95</sup>** \$8.95 ea / 5

20 AMP REGULATED 12VDC POWER SUPPLY!  
138 vdc no load, 12 vdc full load. Easily handles ham station marine radio, SSB linears up to 400w P.E.P. Brand new factory sealed cartons. No. 335VA394

**59<sup>88</sup>** \$48.95 ea / 5

**FREE** OUR LATEST 98 PAGE FASCINATING CATALOG jam packed with unique items, electronic bargains and unusual offers. Write or circle the information card number below.

ETCO ELECTRONICS NORTH COUNTRY SHOPPING CENTER PLATTSBURGH, N.Y. 12901

Check with order, please. Visa & Mastercard OK (Sorry, no C.O.D.'s). Add 15% for UPS & handling (E-scans refunded). N.Y. State residents add 7% sales tax. Dealer & Export inquiries invited. Our telephone order desk never closes. Call 1-518-561-8700

## 4060 timer

device, the oscillator is keyed by the reset input, whereas in the SCL device, the reset operates on the dividers, leaving the oscillator in continuous operation.

Basic internal logic of the CD4060A is shown in Fig. 1. Two of the four inverters serve as the active elements of the internal oscillator whose output is passed through the 14-stage ripple-carry binary counter. Oscillator frequency is set by an RC network, or an external

SCL4060AB. With time delays of more than a few hours, it was determined that use of  $R_s$  is not necessary.

**Practical Timer.** Shown schematically in Fig. 3 is the circuit for a practical 1-minute timer built around a 4060-series device. A 330,000-ohm resistor and 0.01- $\mu$ F capacitor are doing a job that would require a 60-megohm/microfarad RC product in a 555 circuit. and

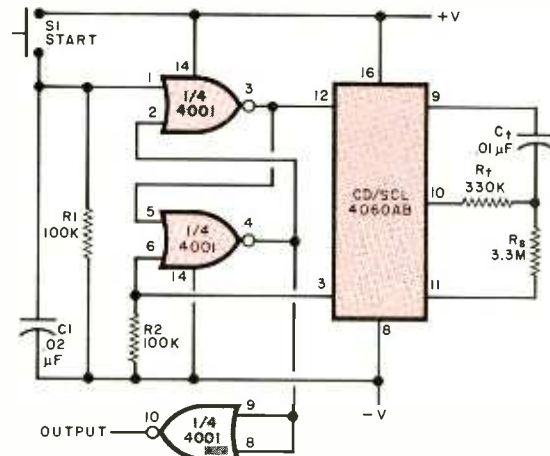


Fig. 3. With the values shown, this circuit has a one-minute delay period. The output strobe goes high after timeout.

crystal oscillator can be connected to pin 9 to eliminate the need for the internal oscillator. When the internal oscillator is used, the input at pin 12 is provided to reset the counter to zero and disable the oscillator.

It is not necessary to use all 14 stages of division. As shown in Fig. 1, you can select division factors of 16, 32, 64, 128, 256, 512, 1,024, 4,096, 8,192, or 16,384, simply by picking off the output from the appropriate pin of the IC.

Timing resistance values for 4060-series devices should not be less than 10,000 ohms to avoid changes in frequency with changes in applied dc operating voltages. As can be seen in Fig. 2, the frequency/resistance function reverses at about 4,500 ohms with a 5-volt supply at 1,300 ohms using 10 volts.

The frequency calculation formula for the 4060 given in manufacturer application notes is  $F = 1/(2.2R_fC_f)$ , where  $R_f$  and  $C_f$  are the values of the timing resistor and capacitor. This formula assumes  $V_{DD}$  is 10 volts,  $C_i$  is greater than 100 pF,  $R_i$  is greater than 1000 ohms, and  $R_s$  is larger than 10 times  $R_f$ . ( $R_s$  is the external stabilizing resistor, as shown in the inset schematic diagram in Fig. 2.) In this author's experience, this formula is accurate only when  $R_f$  is greater than 50,000 ohms. With values less than 50,000 ohms, observed frequency was lower than predicted by the formula.

Momentary closure of START switch  $S1$  causes the set-reset flip-flop made up from two gates in a 4001 quad 2-input NAND IC to produce a high output at pin 12 of the 4060. After the timing interval (oscillator frequency) determined by  $R_f$  and  $C_f$ , pin 3 of the 4060 goes low and toggles the flip-flop to stop the counter. At the same time, the output of the bottom 4001 gate, held low during the timing interval, goes high. (Since the 4001 contains four on-chip gates, the fourth gate can be paralleled with the output stage to provide more driving current for an external circuit.)

Much longer timing intervals can be obtained by cascading the pin-3 output of the 4060 with a 4020, a 14-stage counter that is similar to the 4060 but lacks the internal oscillator.

Capacitor  $C1$  and resistor  $R1$  improve the circuit's immunity to noise and are optional.

**Summing Up.** Once you start working with 4060-series devices, you will probably think of them as often as you do the 555 for your timing applications. Their easy implementation into circuit designs and reduced demands on frequency-determining resistors and capacitors make them particularly attractive where costs must be kept down and hardware space is at a premium. And they offer a number of different output frequencies from a given RC network that gives them an important advantage over single-frequency-only timing devices. ◇

# Radio Shack is America's Parts Place™

## No Minimum Order! No Waiting! Low Prices!

### Low-Priced Precision Wire-Wrapping Tool



Long-Life Steel Bit **5<sup>95</sup>**


This balanced 4½" all-metal tool speeds wiring of IC projects. It strips, wraps, and unwraps 30-gauge wire. Includes an easy-to-use stripper that stores in the handle. 276-1570

### 30-Gauge Kynar Wire



Color	Cat. No.	50-ft. Spool
Red	278-501	2.39
White	278-502	2.39
Blue	278-503	2.39

### TV RF Modulator Board



• **Prewired RF Module**  
• **Ch. 2 or 3 Output** **16<sup>95</sup>**

Accepts b/w or color video, 30-15,000 Hz audio. With instructions, labeled and drilled board, parts list, RF module and antenna switch. PARTS EXTRA—all available at Radio Shack. 277-122 **16.95**  
Shown built with recommended parts

### 20-Range LCD Multimeter

**79<sup>95</sup>**

• 10-Meg Input  
• Automatic Zero-Adjust & Polarity



Carry Case

Only **6<sup>95</sup>** 22-153

Easy-to-read 0.4"-tall liquid crystal display with convenient low-battery and over-range indicators. Measures up to 500VAC in 4 ranges; 1000VDC in 4 ranges; 200 mA AC and DC current in 3 ranges each; 20 megohms resistance in 6 ranges. Size: 6¾x3¾x1¼". Leads and manual included. Requires 9V battery or AC adapter. 22-198 **79.95**  
AC Adapter. U.L. listed. 273-1431 **4.95**

### Resistor Packs



100-Piece Assortments **2<sup>99</sup>** Each

Great buy—keep a pack on hand! The most asked for values. ½W-10%. 271-306 Pkg. 100/2.99  
¼W-5%. 271-308 Pkg. 100/2.99

### Quad BiFET Op-Amp



**2<sup>99</sup>** 13V/μs Slew Rate

TL084C. Low-noise JFET inputs. Internally compensated. ±18V supply. 14-pin DIP. 276-1714 **2.99**

### DPDT Switch

**34% Off!**

Reg. **2<sup>09</sup>**  
3.19

Compact lever-type with contacts rated 6A at 125VAC. Mounts in ¼" hole. 275-259 Sale 2.09



### 6-Amp Triacs

Low As **99¢**

For lamp dimmers, heat element control, AC switching and more. TO-220 cases. 200V. 276-1001 **99¢**  
400V. 276-1000 **1.19**



### Card Connector

**17% Off!**

Reg. 5.95  
**4<sup>95</sup>**

40-pin insulation displacement type for digital boards. 276-1558 **Sale 4.95**



### Metal-Film Capacitors

Low As **39¢** Each

250WVDC. Aluminum deposited mylar for ultra-low leakage. Epoxy dipped for stability.

μF	Cat. No.	Each
.01	272-1051	.39
.047	272-1052	.49
.1	272-1053	.59
.22	272-1058	.69
.47	272-1054	.79
1.0	272-1055	.89

### Micronta® Precision Panel Meters



**8<sup>95</sup>** Each

These top-quality meters allow you to monitor critical circuits. Feature easy-to-read faces and D'Arsonval movements for ±5% accuracy, full scale. Require 17/8" mounting hole. 0-50 μA DC. 270-1751 **8.95**  
0-1 mA DC. 270-1752 **8.95**

### Micro Test Clips

**NEW!** **1<sup>49</sup>**  
Package of 2

Insulated push-type—ideal for testing components on crowded boards. One red, one black. 270-370 **Pkg. of 2/1.49**



### Quad Timer IC

**33% Off!**

Reg. 2.99  
**1<sup>99</sup>**

Type 558. Four type 555 timers in a single 16-pin DIP. 276-1742 **Sale 1.99**



### 12VDC Reed Relay

Only **99¢**

DPST. Encapsulated type with PC pins. Contacts rated 0.5A at 125VAC. 1½x ¾x ¾" 275-229 **99¢**



### 16K Hobby RAM

**Cut \$8**

Reg. 13.95  
**5<sup>95</sup>**

4116 Dynamic RAM. 100% prime. Our lowest price ever! 276-2505 **Sale 5.95**



### Voltage Regulator

**4<sup>99</sup>**

LM317. Adjustable, positive. Up to 1.5A output. TO-3 case. 276-1777 **4.99** 1.2 to 37VDC



### Mercury Switch

**NEW!** **1<sup>19</sup>**

Tilt to close circuit. SPST contacts rated 5A at 125VAC. Wire leads. Style may vary. 275-027 **1.19**



### Mini Amp with Built-In Speaker

Only **11<sup>95</sup>**

• 200 mW Output  
• 1 mV Sensitivity  
• 10 to 10,000 Hz Response



This compact, integrated-circuit amplifier with built-in speaker is ideal for use with a telephone pickup coil, a microphone or electric guitar. Use it as an intercom, the audio stage of a receiver project—or add a probe and it becomes a handy signal tracer! Has volume control with on/off switch, ¼" jacks for input and external speaker or earphone. 2½x 3¾x 1¾" molded case. Requires one 9V battery. 277-1008 **11.95**

Start Your Next Project at The Shack®

# Radio Shack®

A DIVISION OF TANDY CORPORATION • FORT WORTH, TEXAS 76102  
OVER 8000 LOCATIONS WORLDWIDE

# AN APPLIANCE "OFF" REMINDER

*A low-cost project provides an audible alert when an appliance indicator light goes off*

**I**T IS often useful—sometimes vital—for the user of an appliance to know if and when it ceases to operate, whether by design or due to a power failure. Usually, this is not difficult to accomplish, since most appliances are equipped with indicator lights that show when they are working. But if the appliance is not in direct view, keeping track of it can be a great annoyance.

One solution to this problem is to use an electronic "eye" that senses the radiation from the indicator light and sounds an alarm when it is interrupted. For convenience, only the sensor is required to be physically at the monitoring point; the alarm can be located where it is easily heard.

The Lights-Out Alert described here provides the answer. It is battery powered and reliable; can be built from low-cost components; and is usable with almost any sort of power-on light indicator.

**Circuit Operation.** As shown in Fig. 1, phototransistor *Q1* and Darlington-connected *Q2* form a high-gain optical-to-electrical transducer that drives a charge pump made up of *Q3* and *Q4* and associated components.

When no light strikes *Q1*, its resistance should be high enough so that *Q2* is cut off. Any slight leakage from *Q2* should produce less than 0.7 volt across *R1*—not enough to turn on *Q3*. Assum-

ing that capacitor *C1* has been discharged by the operation of *S1*, *Q4* also lacks the voltage required to turn it on. Thus, all four transistors are off and current from the battery is almost nil.

When light strikes *Q1*, its resistance drops, depending on the illumination level, and *Q2* is turned on. The voltage developed across *R1* turns *Q3* on provided *C1* is discharged. Thus *Q4* is driven deeper into cutoff. Current flows through *Q3* and *R2* to charge *C1*. When the voltage across *C1* rises to within 0.7 volt of that across *R1*, *Q3* is cut off. This condition will last as long as transistor *Q1* is illuminated.

When the illumination ceases, the voltage across *R1* drops. Since *C1* is charged high enough to reverse-bias *Q3*, this transistor cuts off and turns on *Q4*. Discharge current from *C1* now flows through *R2* and *Q4* to drive alarm *A1*.

After some time (about one minute per 10,000 microfarads of *C1*), *C1* becomes discharged and the alarm turns off. The circuit is then ready for the next illumination period, with no current drawn from *B1*. Switch *S1*, in conjunction with *R3*, provides manual silencing of the alarm. This switch should not be operated during the charging cycle of *C1* because this will tend to deplete the battery's charge.

**Construction.** The circuit consists of

two physically independent sections—the light-sensitive portion and the alarm/power package, with the two interconnected by a length of flexible four-conductor cable.

The four transistors and two resistors that form the photosensor can be assembled on a small piece of perforated board or a small printed-circuit board. Make sure that the sensitive face of *Q1* is in the clear so that light can pass through a hole in the case and shine on this surface. Select a low-leakage device for *Q2*. If phototransistor *Q1* is a low-gain device (units vary with manufacturer), increase the value of *R1*. However, to avoid false alarms do not make the circuit too sensitive.

The board can be mounted in a small enclosure having a hole drilled so that external light can fall on the sensitive face of *Q1*. Another small hole can be used for the four-conductor cable. The alarm/power elements are mounted in a separate enclosure with holes near the alarm so that it can be heard.

To test the project, expose the photosensitive surface of *Q1* to an ordinary household light bulb at a distance of about 18 inches. When the light source is removed, the alarm should sound for approximately one minute. Changing the value of *C1* changes the alarm-on time. The alarm can be silenced by operating switch *S1*. ◇

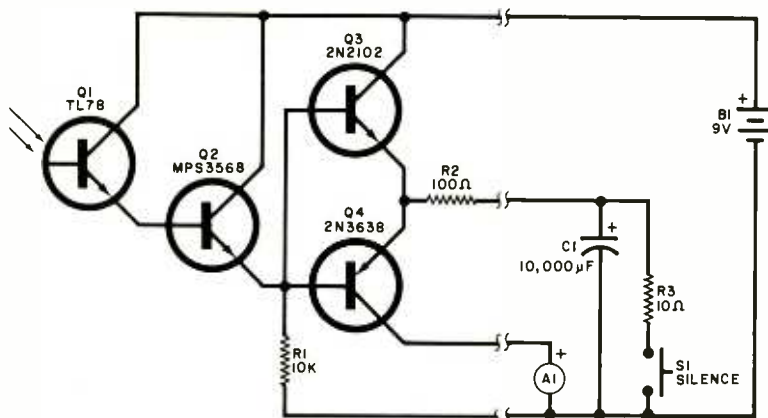


Fig. 1. Phototransistor *Q1* senses when the light impinging on it goes off. The signal is then amplified to energize alarm *A1*.

## PARTS LIST

- A1—Alarm (Sonalert SC628 or similar)
- B1—9-volt battery
- C1—10,000- $\mu$ F, 10-V capacitor (see text)
- Q1—TL78 phototransistor (Radio Shack FPR-100)
- Q2—MPS3568 transistor (Radio Shack S0015)
- Q3—2N2102 transistor (Radio Shack S5026)
- Q4—2N3638 transistor (Radio Shack S0029)
- R1—10,000- $\Omega$ , 1/4-W resistor
- R2—100- $\Omega$ , 1/4-W resistor
- R3—10- $\Omega$ , 1/4-W resistor
- S1—Normally open pushbutton switch
- Misc.—Length of four-conductor cable, suitable enclosures, perf board, printed-circuit board, mounting hardware, etc.



# ALL THE PROGRAMS YOU'LL EVER NEED. FOR \$600.

Say goodbye to the costs and frustrations associated with writing software: The Last One® will be available very soon.

More comprehensive and advanced than anything else in existence, The Last One® is a computer program that writes computer programs. Programs that work first time, every time.

By asking you questions in *genuinely* plain English about what you want your program to do, The Last One® uses those answers to generate a totally bug-free program in BASIC, ready to put to immediate use.

What's more, with The Last One® you can change or modify your programs as often as you wish. Without effort, fuss or any additional cost. So as your requirements change, your programs can too.

In fact, it's the end of programming as you know it.

And if, because of the difficulties and costs of buying, writing and customising software, you've put off purchasing a computer system up to now, you need delay no longer.

The Last One® will be available very soon from better computer outlets. To place your order, take this ad into your local dealer and ask him for further details. Or in case of difficulty, please write to us direct.

## **THE LAST ONE®**

YOU'LL NEVER NEED BUY ANOTHER PROGRAM.

D. J. 'Al' Systems Ltd., Ilminster, Somerset, England TA19 9BQ. Telephone: 011-44-4605-4117. Telex: 46338. ANYTYRG.

CIRCLE NO. 63 ON FREE INFORMATION CARD

[www.americanradiohistory.com](http://www.americanradiohistory.com)

# SOLID-STATE DEVELOPMENTS

By Forrest M. Mims

## Jellybean Op Amps

THE semiconductor industry makes many different kinds of operational amplifiers. Those companies that specialize in high performance or precision op amps, however, lump the mass-produced, inexpensive op amps into a catch-all category—*jellybeans*.

One of the most popular jellybean op amps is the 741/741C. This chip was introduced by Fairchild in 1968 as a successor to that company's  $\mu A709$ , the industry's first widely accepted op amp on a chip. The  $\mu A741$  was also intended to compete with National Semiconductor's entry into the op amp market, the LM301. Unlike the  $\mu A709$  and the LM301, the  $\mu A741$  boasted an on-chip compensation capacitor. The other two required the use of external frequency compensation.

When the  $\mu A709$ , LM301 and  $\mu A741$  were first introduced, they were considered major breakthroughs in semiconductor technology. They quickly became very popular among design engineers, who found that they could replace a number of discrete transistors and their associated passive components with a single chip, and a small handful of external components.

Fairchild's 1965 data sheet for its  $\mu A709C$ , the commercial version of the 709, billed the device as a "High Performance Operational Amplifier." In those days, "high performance" meant a minimum input impedance of 50 kilohms, a minimum open-loop voltage gain of 15,000 and a typical input-offset voltage ( $V_{os}$ ) of two millivolts.

The  $\mu A741C$  offered even better performance. Its minimum input resistance was 300 kilohms (2 megohms typical), its minimum open-loop voltage gain was 50,000 (200,000 typical) and its typical  $V_{os}$  was one millivolt. Like the  $\mu A709C$ , the  $\mu A741C$  was designated a "high performance" operational amplifier.

Both the 709 and 741 (as well as other early op amps) are still in widespread use. They're cheap, readily available, and appear in hundreds of time-tested circuits in the literature.

Operational-amplifier technology, however, has hardly stood still in the 13 years since the 741 was introduced. There now exists a wide range of op amps whose specifications are far superior to those of the old standbys.

These new devices are called *precision* or *high-performance* op amps to

distinguish them from the 709, 741, 301 and the other general-purpose op amps, all of which now fall into the unglamorous category of jellybeans.

Precision op amps have considerably greater frequency responses than earlier chips. Devices with FET input stages can provide input impedances as great as  $10^{12}$  ohms. Input-offset voltages can be as low as tens of microvolts. Not every op amp offers such exceptional performance in every category, but today's op amps are far more worthy of being termed high-performance devices than were their predecessors.

Experimenters have generally avoided using high-performance or precision op amps because of their cost. Jellybean chips like the 709 and 741 can be purchased for as little as 35 cents each, but precision op amps have sold for as much as \$10 or more. Inevitably, however, the superior characteristics of precision and high-performance op amps have stimulated increased demand. More manufacturers have begun making such chips, and prices have begun to fall.

ly desirable in instrumentation-amplifier applications.

Perhaps the best way to appreciate the advantages of precision op amps over the jellybean variety is to see how they are used in actual circuits. Precision Monolithic Industries (PMI), a leading manufacturer of precision analog integrated circuits, has published a number of application notes for its line of precision op amps. Note AN-13, by Donn Soderquist and George Erdi, is a detailed treatment of PMI's OP-07, a bipolar op amp with an input-offset voltage of only 25 microvolts. This ultra-low  $V_{os}$ , which eliminates the need for an offset-nulling potentiometer, is achieved during manufacture by a one-time, computer-controlled adjustment of an on-chip trimming network.

The circuit in Fig. 1 is a highly stable 10-volt reference described in AN-13. A 741 could be used in this circuit, but relatively frequent recalibration of an offset trimmer potentiometer would be required because of long-term drift of the 741's  $V_{os}$ . Long-term drift of the OP-07 is only about one microvolt per month, about 1% of that of the 741.

The circuit in Fig. 2, which is also from AN-13, is a precision large-signal voltage buffer with a worst-case accuracy of 0.005 percent. This high degree of accuracy is due to the ultra-low  $V_{os}$  of the OP-07 and the total absence of external components. See AN-13 for more details.

You can find out more about precision and high-performance op amps by contacting manufacturers. Some of the leading ones are: Advanced Micro Devices (901 Thompson Place, Sunnyvale, CA 94086); Fairchild Semiconductor (464 Ellis St., Mountain View, CA 94042); Harris Corporation (P.O. Box 883, Melbourne, FL 32901); Intersil (10710 N. Tantau Ave., Cupertino, CA 95014); Motorola (Box 20912, Phoenix, AZ 85036); National Semiconductor (2900 Semiconductor Drive, Santa Clara, CA 95051); Precision Monolithic Industries (1500 Space Park Drive, Santa Clara, CA 95050); RCA (Route 202, Somerville, NJ 08876); Raytheon (350 Ellis St., Mountain View, CA 94042); Signetics (P.O. Box 409, Sunnyvale, CA 94086) and Texas Instruments (P.O. Box 5012, Dallas, TX 75222).

Several excellent books on operational amplifiers are also available.

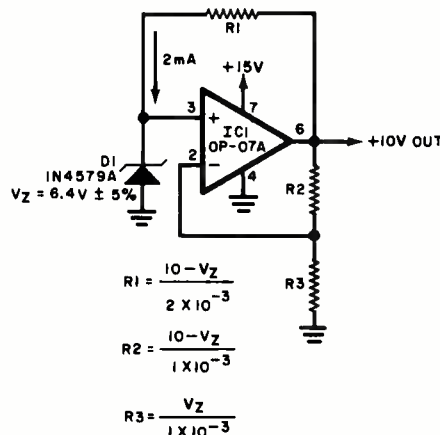


Fig. 1. Accurate 10-volt reference from Precision Monolithic Industries.

When is it worthwhile to select a more costly, precision op amp instead of one of the jellybeans? In many audio applications, the higher bandwidth, lower noise, better noise rejection and greater sensitivity make precision op amps better choices than jellybean chips. All of these advantages are equal-

# SUPER DISCOUNTS ON ALL COMPUTER EQUIPMENT

## 16K MEMORY ..... ONLY \$25.95!

For TRS-80 Keyboard or Expansion interface. KEYBOARD requires jumpers: \$2.00 Extra. These are 200 ns tested RAM for the TRS-80, APPLE or EXIDY.

## DISK DRIVES for the TRS-80 OR PMC-80:

All of our drives come complete with power supply and chassis. They may be used with existing Radio Shack drives on the same cable! 40 track drives store 102K bytes single density, and 175K double density. 80 track drives have 175K single density and 345K double density! All drives guaranteed 90 days, one year on power supply.

40 track MPI drives .....	\$319.95
40 track TEAC drives .....	\$315.95
40 track TANDON drives .....	\$319.95
80 track MPI drives .....	\$449.95
80 track TEAC drives .....	\$429.95
2 drive cable .....	\$ 25.95
4 drive cable .....	\$ 39.95
NEWDOS 80 OPERATING SYSTEM .....	\$139.95
NEWDOS 80 PATCH Patches NEWDOS 80 to work with single or double density and the doubler .....	\$ 59.95

**PERCOM'S DOUBLER** for double density operation! .....

The **DOUBLER** works with the TRS or PMC expansion interfaces to allow you to use your drives in double density! You may still operate your drives as single density also! Comes with **DBLDOS** operating system which allows you to transfer single density files to double and vice versa! **GREAT BUY!**

**DISKETTES: VERBATIM DATALIFE! BOX OF TEN SOFT OR HARD SECTORED 5 1/4" .....** \$32.50

**WE HAVE DRIVES AND CONTROLLERS FOR THE MODEL III. CALL FOR PRICES!!!**

## MODEMS AND TELE-COMMUNICATIONS

**LYNX Telecommunication system for the TRS-80 and PMC-80 .....** \$279.95


Includes terminal software and connections for instant hookup! Can be connected to the TRS-80 or PMC-80 with or without an expansion interface!

**LEXICOM MODEM 300 BAUD Requires RS-232 .....** \$169.95

**THE SOURCE: Hook-up to the "SOURCE" .....** \$ 99.95

**ATARICONNECTION: Modem for 400/800, complete with software! .....** \$249.00

**APPLECONNECTION: Modem for APPLE II .....** \$279.95



## COMPLETE SYSTEMS:



**PMC-80, 16K LEVEL II COMPUTER .....** \$739.00

The **PMC-80** is a work alike to the TRS-80 mod I computer! Comes with Microsoft's **BASIC** in ROM. Built in cassette. 12" green screen video monitor. Expandable to 48K.

Compatible to All TRS-80 MOD I Programs.

**PMC 80 without monitor .....** \$595.00

**RF—MOD for PMC to TV hookup .....** \$39.95

**PMC-80 EXPANDER 100 SYSTEM .....** \$644.00

**INCLUDES:** 32K memory, S-100 bus, RS-232 interface, Parallel printer driver, Disk controller. Fully compatible with TRSDOS, NEWDOS, VTOS, and all other TRS-80 Mod I disk software!

**APPLE II COMPUTERS 16K .....** \$1195.00

**APPLE II COMPUTERS 48K .....** \$1299.00

**ATARI 400 .....** \$ 495.95

**ATARI 800 COMPUTER .....** \$ 795.00

**ZENITH Z-89 48K, 1 DISK ALL IN ONE COMPUTER .....** \$2495.00

## VIDEO MONITORS

**LEEDEX 100 12" B/W MONITOR .....** \$139.95

**SANYO 9" B/W MONITOR .....** \$199.95

## PRINTERS

**OKIDATA MICROLINE 80 All OKI'S have TRS-80 Graphics!!! .....** \$ 499.00

Comes with friction and pin feed, upper/lower case, Graphics

**EPSON MX-80 PRINTER: Word Processing Quality Printout with Graphics! .....** Call

**NEC SPINWRITER with Tractor Feed .....** \$2995.00

**DIABLO MODEL 1630 with Tractor .....** \$2695.00

**UNIVERSAL PRINTER STANDS .....** \$ 94.50

**Other Accessories:**

**SUP-R-MOD RF Modulator for APPLE ...** \$29.95

**ARCHBOLD SPEED-UP MOD FOR TRS MOD I. Allows up to 300% increase! .....** \$45.00

**MICROSOFT BASIC Decoded and other mysteries .....** \$29.95

**TRS-80 DISK and other mysteries .....** \$18.95

**ZBASIC BASIC COMPILER for MOD I and MOD III TRS-80 and PMC-80 Increase basic program speeds by up to 200 times!!!!**

**Tape .....** \$79.95 **Disk .....** \$89.95

**Both For Only \$99.95 Specify MOD I or MOD III**

**WE HAVE HUNDREDS OF PROGRAMS FOR ALL THE POPULAR COMPUTERS! CALL FOR OUR FREE CATALOG**

Personal and Business Checks take 3 weeks to clear. For fastest delivery use Certified Checks, Money Orders, Credit Card, or C O D.

**We will try and beat any published price on any system! Call!**

**SIMUTEK  
COMPUTER PRODUCTS™**

4877 E. Speedway Blvd  
Tucson, Arizona 85712  
(602) 323-9391 Technical Questions

**CALL TOLL FREE TO ORDER**

**(800) 528-1149**

Please mention this magazine when ordering

ARIZONA RESIDENTS ADD 6% SALES TAX.

WE TAKE VISA, MASTER CARD.

TRS-80 IS A TRADEMARK OF RADIO SHACK. A TANDY CORP. APPLE IS A TRADEMARK OF APPLE, INC.

Walter Jung has written two of them. The *IC Op Amp Cookbook* (Sams, 1975) covers just about everything you need to know about op amps in 591 pages. His *Audio IC Op Amp Applications* (Sams, 1978) is limited to audio uses for op amps.

Another excellent all-round book on op amps is David Stout's *Handbook of Operational Amplifier Circuit Design* (McGraw-Hill, 1976). This book is more expensive than the Sams volumes. If it's beyond your budget, you can probably find it at a well-stocked technical or engineering library.

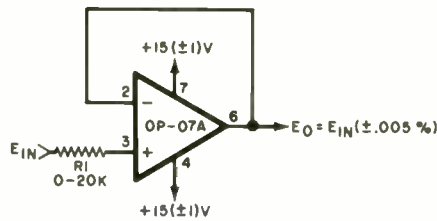


Fig. 2. A precision large-signal voltage buffer using an op amp.

**More About Super LEDs.** "Solid-State Developments" for February 1981 highlighted the new generation of (AlGa)As super LEDs which have twice the power output of comparable GaAs:Si LEDs. Several such LEDs made by Xciton were described.

I've since heard from Rich Fassler of

(D suffix) and flat-window (E suffix) versions. The F5D1 and F5E1 emit at least 12 milliwatts at 100 milliamperes forward current. The power outputs at 100 milliamperes for the F5D2/F5E2 and F5D3/F5E3 are 9 and 10.5 milliwatts, respectively.

Figure 3 compares the optical output from the F5D1/F5E1 LEDs with that from GaAs:Si 1N6264/1N6265 emitters. Xciton's best (AlGa)As LED is the XC-88-FD (flat window) or XC-88-PD (lens). Its output is essentially identical to that of the GE diodes of the same type.

For some information and current pricing, contact a GE electronic-component sales representative or write to General Electric Semiconductor Products, West Genesee Street, Auburn, NY 13201. Xciton's address is Shaker Park, 5 Hemlock Street, Latham, NY 12110.

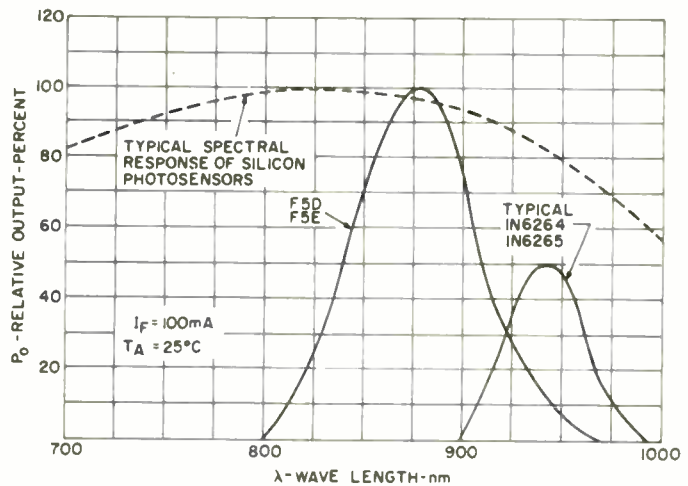


Fig. 3. Power output versus wavelength for General Electric's (AlGa)As LEDs.

General Electric that his company was the first to introduce commercial grade (AlGa)As LEDs. According to Rich, "... Xciton saw the light and followed our lead (please note the 11/78 date on our spec sheet)."

GE's (AlGa)As LEDs come in lensed

**Fighting Static Discharge.** Regular readers of this column are well aware that certain solid-state devices are susceptible to damage from electrostatic discharge. Particularly vulnerable are CMOS ICs and those components with ultra-small active areas such as double-heterostructure lasers and tunnel diodes.

Manufacturers sometimes ship components and circuit boards that are vulnerable to electrostatic damage in anti-static polyethylene bags known as "pink poly." Ordinary polyethylene bags can develop surface potential gradients of many hundreds of volts from external friction or simply the movement of components inside the bag.

Although antistatic bags do prevent static-charge buildup, they do not prevent external, charged objects from discharging through the bag and across the terminals of sensitive components. Accordingly, last May, the Department of Defense issued a new standard requiring packaging that will not generate static charges and will protect against external fields and discharges.

3M Static Control Systems now

## FREE!

1981  
DISCOUNT  
ELECTRONICS  
CATALOG

**JOIN THE PAK!**

Send for our Free catalog and become a member of our exclusive Pak. Our members receive Poly Paks' exciting catalog several times a year. We offer:

- Penny Sales, Free
- Premiums and Low,
- Low Prices on a wide variety of
- Electronic Products such as Computer Peripherals, Integrated Circuits, Speakers, Audio Equipment, Rechargeable Batteries, Solar Products, Semiconductors, and much, much more!

Take advantage of our 25 years as America's foremost Supplier of discount electronics.

**RUSH ME YOUR FREEDISCOUNTCATALOG!**

NAME: \_\_\_\_\_

ADDRESS: \_\_\_\_\_

CITY: \_\_\_\_\_

STATE: \_\_\_\_\_ ZIP: \_\_\_\_\_

**CLIP AND MAIL COUPON TODAY TO:**  
**POLY PAKS, INC.**  
 P.O. BOX 942, P06  
 S. LYNNFIELD, MA. 01940 (617) 245-3828

CIRCLE NO. 48 ON FREE INFORMATION CARD

IMPROVE YOUR COST/PERFORMANCE RATIO 3 DB\*  
 PUT YOUR MONEY WHERE IT REALLY COUNTS, IN QUALITY  
 COMPONENTS AND A HIGH PERFORMANCE DESIGN.  
 BUY A PHOENIX SYSTEMS KIT.

<p>FOR SALE:</p> <p>PARAMETRIC EQUALIZER KIT</p> <p>ANALOG DELAY LINE KIT (MONO)</p> <p style="text-align: center;">(STEREO)</p> <p>TAPE NOISE REDUCTION KIT</p> <p>HP/LPF (-12dB/OCT)</p> <p>SAD-4096 ASR</p>	<p>PRICE INCLUDES SHIPPING</p> <p>P-94-S \$ 99.00</p> <p>P-25-DL \$150.00</p> <p>P-25-SDL \$250.00</p> <p>P-518-S \$ 65.00</p> <p>P-91-S \$ 15.00</p> <p>P-4096 \$ 45.00</p>
--	--

**SEND FOR SPECS/CATALOG**

PHOENIX SYSTEMS/91 ELM ST./MANCHESTER, CT 06040

\*3DB FIGURE BASED ON APPROXIMATE DOUBLING OF DBS (DOLLAR POWER) (203) 643-4484

CIRCLE NO. 45 ON FREE INFORMATION CARD


## solid-state developments

makes such a bag. It consists of an inner layer of antistatic polyethylene and a polyester strength layer coated with a 10-micron-thick film of nickel. According to 3M, the nickel film provides "full Faraday cage protection from external static charge." These new bags cost some 15 cents more than ordinary anti-static bags, but 3M claims that one company is already saving some \$2500 on each shipment of 100 circuit boards by using the new bags. Previously, as many as half the firm's boards were reportedly damaged by static discharge during shipment!

This new product serves as a reminder of the care one must exercise when working with components vulnerable to static damage. The best protection is to make sure all leads of vulnerable components and chips are shorted together. This can be done by inserting them into foam plastic which is either electrically conductive or covered with one or two layers of aluminum foil.

Even assembled products can be vulnerable to static discharge damage. John Miklosz passed on a warning from Keats Pullen to readers of John's column in *Electronic Engineering Times* (Feb. 16, 1981) that the face of a digital multimeter should be cleaned with a damp cloth to avoid the buildup of a static charge which results from wiping plastic with a dry cloth. As John concluded, "The fact that wiping with a dry cloth can damage an IC *in situ* with at least 1/4 inch between the circuit board and the panel should be of concern to all of your readers."

Indeed it should. I cannot verify the need for this precaution, but will pass along the personal experiences of readers who have damaged instruments by wiping their displays with a dry cloth. My initial reaction is that relatively few instruments are vulnerable to such damage. Otherwise, not many pocket calculators and digital watches would be in working order today. ♦



"Look at this new micro-mini-switch. It's invisible to the naked eye."

## Put Professional Knowledge and a COLLEGE DEGREE in your Electronics Career through HOME STUDY

### Earn Your DEGREE

No commuting to class. Study at your own pace, while continuing your present job. Learn from easy-to-understand lessons, with help from your home-study instructors whenever you need it.

In the Grantham electronics program, you first earn your A.S.E.T. degree, and then your B.S.E.T. These degrees are accredited by the Accrediting Commission of the National Home Study Council.

Our free bulletin gives full details of the home-study program, the degrees awarded, and the requirements for each degree. Write for *Bulletin ET-81*.

**Grantham College of Engineering**  
2500 So. LaCienega Blvd.  
Los Angeles, California 90034

## ELECTRONIC COMPONENTS



112 PAGE  
FREE CATALOG

### MANUFACTURERS OF QUALITY ELECTRONIC COMPONENTS

Battery Clips & Holders  
Cable Sets Connectors Capacitors  
Displays, LED Fuses Jacks & Plugs  
Knobs Lamps Potentiometers  
RF Coils Relays Resistors  
Switches Semiconductors Speakers  
Test Equipment Transformers Tools  
Wire & Cable

#### WE STOCK What We Catalog!

- Sales and Order Desk Open from 6:00a.m.(PST)
- TERMS: C.O.D., Visa, MasterCard (Open Accounts Available)
- Phone and Mail Orders Welcome
- Over 10,000 Different Items in Stock

### MOUSER ELECTRONICS

11433 WOODSIDE AVE., SANTEE, CA 92071  
PHONE: (714)449-2222 T.F.X.: 910-331-1175  
CIRCLE NO. 38 ON FREE INFORMATION CARD



# Looking for Good TRS-80\* Programs?

How about ways to save hundreds or even thousands of dollars on buying accessories and software? The TRS-80\* is the only computer with a major monthly magazine supporting it (and not published by Radio Shack, either!). 80 MICROCOMPUTING is running over 200 pages, with 30-40 articles, providing lots of programs, technical explanations, news of new products, reviews of products and software etc. You'll get many times the information available from Radio Shack. 80 MICROCOMPUTING is an encyclopedia of the TRS-80\*... you really can't do without it.

Try it. A one year subscription is \$18 (going up soon, obviously) and it will quickly save you many times that price. Send in the coupon and we'll send you first copy and an invoice. If you aren't absolutely delighted just cancel the subscription and keep the issue.

\*Trademark of Tandy Corp.

YES! I am looking . . . bill me \$18 for one year.

Name \_\_\_\_\_

Address \_\_\_\_\_

City \_\_\_\_\_ State \_\_\_\_\_ Zip \_\_\_\_\_

Canadian \$20/1 year only, Foreign \$28/1 year only, US funds.

Please allow 6-8 weeks for delivery.

80 MICROCOMPUTING • PO Box 981 • Farmingdale NY 11737

1JBP

# HOBBY SCENE

By John McVeigh,  
Technical Editor

## RS232-to-20-mA Converter

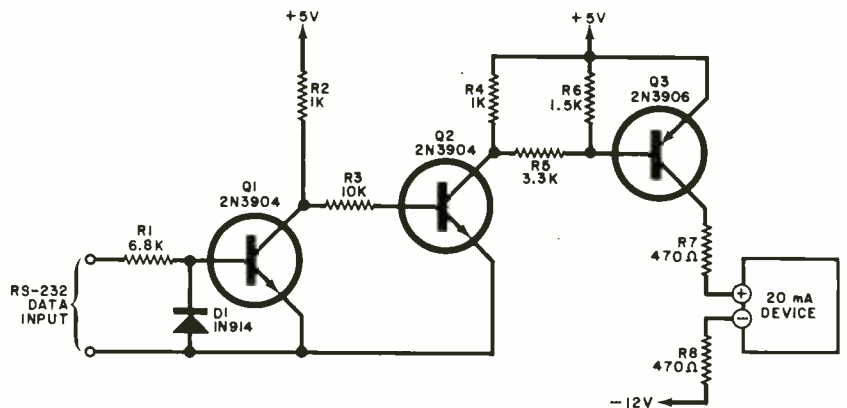
**Q.** Do you have the schematic diagram of a simple circuit that I can use to interface an RS-232 data output port to a 20-mA current-loop printer?—*Michael Harbison, Falls Church, VA.*

**A.** The circuit shown in the figure will allow you to use your 20-mA printer with your output port. It can be assembled for next to nothing if you have a decent junk box. Even if you have to buy all the components at retail, total construction cost will be less than \$5.00. Transistor type numbers are not critical—just about any garden-variety npn and pnp silicon devices can be used. Transistor *Q1* and its associated passive components function as an RS-232-to-TTL level converter. Inversion is performed by *Q2*; *Q3* is a keyed 20-mA current source. Power for the circuit can


usually be tapped from one of the system components. Current demand is very small.

## Open-Collector Logic

**Q.** What is the difference between “normal” TTL gates such as the 7400 or



The printer you  
always wanted  
but could  
never afford,



now you  
can afford.

# Epson.

The most revolutionary thing about the Epson MX-80 isn't the bidirectional printing or the logical seeking function. It isn't even the disposable print head—although that's pretty revolutionary. The most revolutionary thing about the MX-80 is the price. How, you may ask, could a printer that does as much as the MX-80 cost less than \$650?

Frankly, it wasn't easy. But the MX-80 could only have come from the world's largest manufacturer of print mechanisms. Epson.

*The world's first disposable print head. When it wears out, just throw it away. A new one costs less than a third the price of conventional heads, and you can install it yourself with one hand.*



## EPSON

EPSON AMERICA, INC.

23844 Hawthorne Boulevard, Torrance, California 90505 • Telephone (213) 378-2220

CIRCLE NO. 18 ON FREE INFORMATION CARD

We spent three long years designing the MX-80 from the ground up to have all the functions people wanted, to be reliable like all Epson Printers, and to be produced on a scale that would allow us to charge less for each one. The MX-80 is our proof that it can be done.

Among its features, the MX-80 prints 96 ASCII, 64 graphic and eight international characters in a tack-sharp 9x9 matrix. It prints bidirectionally at 80 CPS with a logical seeking function to maximize throughput. And it has the world's first disposable print head.

If you've ever wanted a printer that could do it all at a price you could afford, you've got to see the Epson MX-80.

Because seeing is believing.

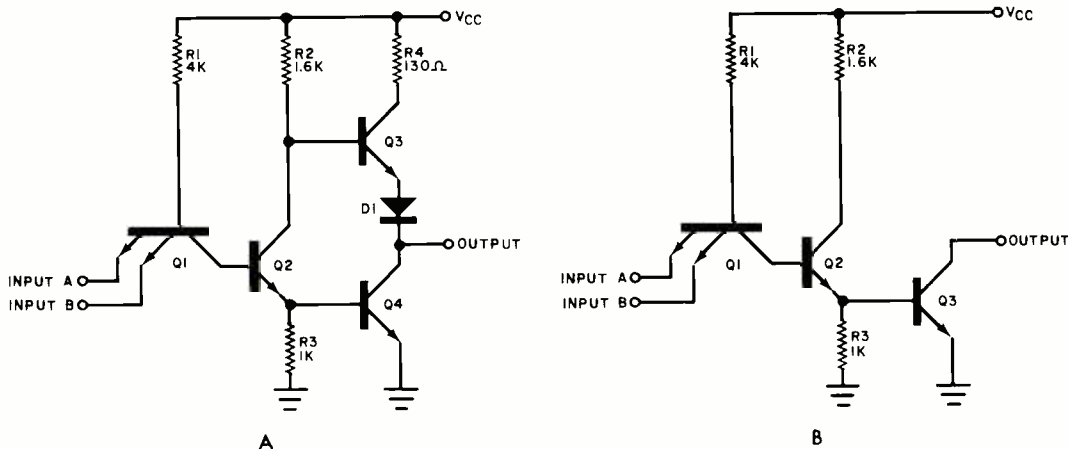
**7404 and "open-collector" gates such as the 7401 and the 7405?—Edward Cassidy, Los Angeles**

A. Shown at (A) in the figure is the schematic diagram of a standard 2-input TTL NAND gate (type 7400). Two noteworthy characteristics of this gate are *Q1*, the multiple-emitter input transistor, and the *totem pole* output comprising *R4*, *Q3*, *D1* and *Q4*. When either input A or B is at logic 0, *Q1* saturates, cutting off *Q2* and *Q4*. Transistor

*Q3* provides active pull-down when it saturates (as *Q4* does in the gate shown at A). However, when it cuts off, there is no upper transistor to pull up the output voltage. Any load and stray capacitances have to charge up through the pull-up resistor. Because the charging occurs through a passive component, the transition from logic 0 to logic 1 is called "passive pull-up." The value of this pull-up resistor is typically hundreds or thousands of ohms, so passive pull-up is considerably slower than

active pull-up. This makes passive pull-up unsuitable for certain applications.

There is one principal advantage of open-collector logic. The outputs of a number of similar gates can be tied together through a common pull-up resistor. This direct connection produces the effect of an AND gate and eliminates the need for a separate AND gate. This application is sometimes called *WIRE-AND* logic, or, because of an elementary principle of Boolean algebra (DeMorgan's first theorem), *WIRE-OR* logic. ♦



A

B

*Q3* acts like an emitter follower and couples a logic 1 to the output. When both inputs are logic 1, forward current through the base/collector diode of *Q1* forces *Q2* and *Q4* into saturation, resulting in a logic-0 output. Diode *D1* prevents *Q3* from conducting when *Q4* is saturated by decreasing the base-to-emitter voltage drop to a value below the turn-on threshold of the transistor.

The major advantage of the totem-pole output is its low output impedance. When *Q3* is conducting, it acts as an emitter follower with an equivalent (Thevenin) output impedance of 70 ohms. When *Q4* is saturated, it has an equivalent (Thevenin) output impedance of approximately 12 ohms. In either case, the output impedance is low. This makes it possible to avoid excessive loading when it is connected to other TTL gates. A low output impedance also keeps switching speeds high. The voltage at the output of the gate cannot change state until all load and stray capacitances have been charged or discharged. Because the gate's output impedance is low in either state, the overall RC time constant is small and the output can change rapidly.

Shown schematically at (B) is an open-collector 2-input TTL NAND gate (type 7401). It lacks a totem-pole output. The gate will not work unless a *pull-up resistor* is connected externally between its output (the collector of *Q3*) and the positive supply voltage. Transis-

## Enjoy SATELLITE TV Now



**Save thousands of dollars!** Now you can choose from three complete systems, which have the same superb electronics. Prices are: 10 ft. dish **\$2495**, 13 ft. dish **\$2595**, and our 16 ft. (5 m.) dish system for only **\$2695**. Complete system has dish antenna, feed horn, polarity rotor, LNA, cables, receiver and TV modulator—everything. Why pay more? Our 16 ft. system will outperform any 10 ft. system—even those costing thousands of dollars more. Satellite TV is so much better than simple Cable TV. More selection, news, movies, sports, Vegas shows, Spanish, French, Russian, religi-

ous, plenty of family and adult entertainment. Over 20 program services on just one satellite. You get perfect color and crystal clear reception, especially with our larger dishes that connect to any TV set. And to a whole condo or apartment complex! Have your local dealer install one or do-it-yourself in a weekend.

Don't wait any longer. Our big (8×11 in.) Handbook is loaded with details, photos, aiming data, and signal strength maps. Explains how much system you need. For the do-it-yourselfer, we show where to find full schematic plans and circuit boards. **Satisfaction Guaranteed.**

### GLOBAL TV ELECTRONICS, INC.

235 S. Maitland Avenue

P. O. Box 219-K, Maitland, Florida 32751

**Send \$7.95 Today!** Add \$2.00 for first class (airmail). Canadian send \$10.10 US or \$12.50 Canadian. Foreign send \$12.00 US funds - airmail only. Or in the USA, call our 24 hour C.O.D. order line **1-305-862-5068** now.

Name \_\_\_\_\_

Full Address \_\_\_\_\_

\_\_\_\_\_ Zip/PC \_\_\_\_\_

# EXPERIMENTER'S CORNER

By Forrest M. Mims

## Do-It-Yourself Batteries

**Y**OU can conduct a fascinating demonstration of electrical power generation by chemical means with a silver coin, a strip of magnesium and a piece of paper towel the size of a postage stamp. Dip the paper in lemon juice, place it over the coin and lay the magnesium strip on the paper. Then touch the cathode lead of a red LED to the magnesium. When the LED's anode lead is touched to the coin as in Fig. 1, the LED will glow brightly.

With the exception of the LED, this simple demonstration would have seemed fairly routine to pre-World War I experimenters. In those days many experimenters constructed their own primary and secondary (storage) cells. Commercial power cells were relatively expensive, and only a few kinds were available.

Today, literally hundreds of different kinds of batteries are available in a wide range of voltages and physical configurations. Nevertheless, for some special-purpose applications, a homemade battery may be more satisfactory than a commercial battery!

One example is powering a telemetry transmitter in an instrumented model rocket. The upward flight of such a rocket might last only a few seconds, yet a commercial battery could supply the necessary power continuously for days or even weeks. The penalty for this unnecessary capacity is excessive size and mass, both of which should be kept to a minimum.

This month, we will experiment with several electrochemical power cells that you can make from readily available materials. These cells are suitable for powering CMOS and other low-power circuits. Whether you assemble any of these cells or not, you may gain a better understanding of how conventional batteries work. If you do build cells of your own, you will certainly gain an appreciation for the convenience and drip-free operation of commercial power cells and batteries.

**Some Definitions.** Before proceeding any further, it is important to define a few basic terms:

**Anode**—The negative electrode of a cell.

**Battery**—Two or more electrically connected cells.

**Cathode**—The positive electrode of a cell.

**Cell**—A single two-electrode electrochemical generator.

**Electrolyte**—An ionized, electrically conductive paste, gel or liquid.

**Primary Cell**—A nonrechargeable cell.

**Secondary Cell**—A rechargeable cell.

**Storage Cell**—A secondary cell.

**Electrochemical Generators.** Alessandro Volta, an Italian physicist, invented the chemical generator. In March 1800, he demonstrated two of his generators before the Royal Society in London. One, called the Crown of Cups, consisted of a circular pattern of cups containing a solution of water and salt. One strip each of silver and zinc were immersed in each cup, and the zinc strip in one cup was connected to the silver strip in the adjacent cell. This arrangement formed a series connection of *wet cells*.

Volta's second generator was a stack of alternating disks of dissimilar metals separated by disks of paper soaked in brine. This device could produce more electromotive force in a

smaller space than the clumsier Crown of Cups arrangement.

The electrochemical generators invented by Volta were used with little variation until about 1860, when other kinds of cells were developed. One such cell, patented by French scientist Georges LeClanche in 1868, was the predecessor of the modern zinc-carbon *dry cell*.

The basic design of the zinc-carbon dry cell (such as those used to power radios, flashlights and toys) has remained

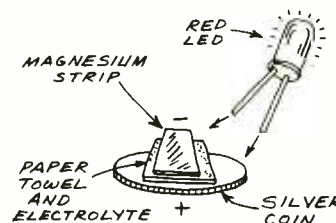


Fig. 1. An ultra-simple homemade power cell.

largely unchanged for more than sixty years. Each cell consists of a zinc cup or can (the anode) filled with a moist compound whose composition has changed through the years. One 1924 recipe called for a mixture of one ounce each of zinc-chloride and ammonium-chloride, two ounces of water, and three ounces of plaster of paris, which served as a filler. Sawdust was also used as a filler material in some early cells. A

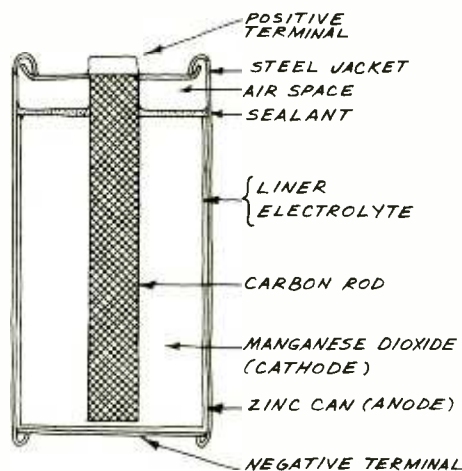


Fig. 2. Simplified internal view of a modern dry cell.



carbon rod inserted into the compound serves as the positive electrode.

The moist compound of the 1924 recipe served as the cell's electrolyte. In today's cells, the electrolyte is a paper liner impregnated with ammonium- or zinc-chloride that slides inside the zinc can. The space between the liner and the cell's carbon rod is packed with a mixture of granulated carbon and manganese dioxide. The latter compound serves as the cell's cathode. It is considered a *depolarizer* because it prevents *polarization*, the formation of an insulating layer of hydrogen bubbles around a cell's positive electrode.

Figure 2 is a pictorial view of the inner construction of a typical zinc-carbon dry cell. Most such cells are well sealed to prevent leakage which might occur should the zinc become corroded. The zinc seal also keeps the electrolyte from drying out. Drying of the electrolyte and subtle chemical reactions at the electrodes over time eventually degrade a cell whether or not it is used.

**A Homemade Wet Cell.** Figure 3 shows how you can make a simple wet cell from a plastic container such as a 35-mm film holder, a strip of copper and a strip of zinc. The

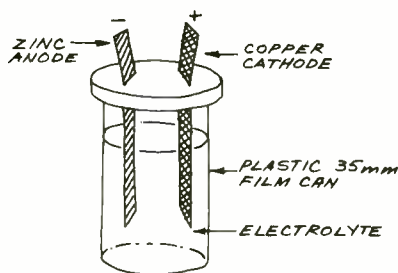


Fig. 3. Sketch of a homemade wet cell.

metal strips are inserted through slits cut in the container's cap or lid. The container is then filled with an electrolyte such as salt water or lemon juice, and the cap and the electrodes are installed. This cell will produce about 0.7 volt.

If you connect a voltmeter to the cell's electrodes and pull the electrodes partially out of the electrolyte, the output voltage will remain unchanged. Even when only a few millimeters of each electrode remain immersed in the electrolyte, the output voltage will remain unchanged. The cell's capacity to deliver current, however, is directly proportional to the area of the electrodes immersed in the electrolyte.

**Electrode Materials.** Any two dissimilar metals immersed in a suitable electrolyte will generate a voltage. Here are the voltages I measured for all possible pairs selected from the following group: a copper penny, a nickel, a silver dime, a magnesium strip, a zinc strip, and aluminum foil.

Cathode (+)	Anode (-)	Open-Circuit Voltage
Nickel	Copper	0.04
Magnesium	Zinc	0.05
Aluminum	Zinc	0.15
Silver	Nickel	0.19
Silver	Copper	0.20
Copper	Aluminum	0.70
Nickel	Aluminum	0.70
Copper	Zinc	0.72
Aluminum	Magnesium	0.78
Nickel	Zinc	0.81
Silver	Aluminum	0.84
Silver	Zinc	1.01
Nickel	Magnesium	1.44
Copper	Magnesium	1.45
Silver	Magnesium	1.65

(Continued overleaf)

Free!

Look at this fantastic offer from Poly Paks!!

**BUY SEVEN JUMBO PAKS AND CHOOSE TWO FREE!!**

**All JUMBO PAKS PRICED AT \$2.99 ea.**  
Indicate your free JUMBO PAKS with letter "F"

400-PRE-FORMED 1/2 WATTERS, popular values, some 5 & 10% ers, (#6246)	50-UPRIGHT ELECTROS. 100%, assorted values & voltages, marked (#3226)
75-CABLE TIES, 4" non-slip white plastic, like Ty-wrap, (#5218)	50-MINI POTS, pc style, single turn, assorted values, (#6245)
150-PC. CAPACITOR SPECIAL, asst. mylars, polys, micas, etc. 100% good (#5797A)	175-1/4 WATT RESISTORS, asst. carbons, carbo-films, some 5% ers. (#2729)
125-POLYSTYRENE CAPS, assorted types, styles & sizes, all good, (#6648)	SURPRISE PAK Assortment of IC's, caps, pots and parts of every description (#3046)
175-HALF WATTERS, 100% color coded resistors, asst. values, (#6255)	175-MOLEX SOCKETS, "on a strip", make your own pc sockets, (#6622)
400-PRE-FORMED 1/4 WATTERS, assorted values, precut for PC appl. (#6757)	24-MINI-BULBS, ASST. VOLTAGES & base styles, some colored. (#2598)
125-LONG LEAD DISC, prime, marked caps, assorted material. (#2726)	50-SLIDE SWITCHES, various shapes, sizes and types (#6263)
25-MICRO MINI REED SWITCHES, 1" long, for alarms, relay systems, etc. (#4089)	50-THERMISTORS, various types & styles, neg. coefficient, 100% (#6444)
100-DTL IC's, mostly dual JK flip flops, marked, 100% prime (#2605)	200-PRE-FORMED DISCS, caps w/leads for PC use, mid values, (#3845)
40-TRANSISTOR SOCKETS, assortment may include: TO-19,5,6,6.3 etc. (#3272)	50-AXIAL ELECTROS, asst. values, volts, sizes, what a buy! (#6221)
100-PLESSY CAPS, ceramic blocks in assorted sizes & vlues, (#6277)	3-WATCH QUITS, 5-lunction, LED style, assorted sizes, untested (#6758)
6-TIME DELAYS, solid state, asst. from 450 mSec to 8 Sec. (#2604)	50-TRANSISTOR ELECTROLYTICS, epoxy encapsulated, asst. values, (#2747)
50-TRANSISTOR ELECTROLYTICS, epoxy encapsulated, asst. values, (#3057)	20-SLIDE VOLUME CONTROLS, various values & types, for Hi-Fi, etc. (#6281)
500-PC. HARDWARE SURPRISE, (approx.) 1 lb. asst. screws, washers, etc. (#6238)	100-POWER RESISTORS, 3 to 7 power resistors, (#6238)
100-2 WATT RESISTORS, assorted carbons, films etc. some 5% ers, (#6620)	10-NE-2 BULBS, w/resistors, neon, plugs right into 110VAC. (#6620)

**6 VOLT 9 A.H. RECHARGEABLE SOLID-GEL BATTERY**

- Safe, High Impact Polystyrene Case
- System Consists of Fully Gelled Lead Dioxide Electrolyte
- Top Mounted Spade Terminals

Cat. No. 6790 \$15.09 Qty.

**LED BAR GRAPH DISPLAY**

- Ideal Replacement For Analog Meters
- More Accurate Than Traditional Meters
- Uses include: VU Meters, Power Level Indicators, SWR Meters and More!

Unit consists of 10 bright Red LED's enclosed in a 3/8" x 3/4" x 3/4" plastic enclosure and terminating in 2x16 PC style leads. Common Anode device operates on 2V max. - between 20-265mA. Requires driver circuitry appropriate for intended application (not included). Comes with hookup instructions & typical driver circuit schematic.

**\$5.98 ea.** 2 for \$11 Qty.

Cat. No. 6922

**"BLOCK" FANS**

- 115 VAC • 15 WATTS
- ONLY 4-11/16" SQ.
- 1 1/2" DEEP!
- 75 CFM OR BETTER

Cat. No. 3108

**\$11.88 2/\$23** Qty.

**ULTRASONIC TRANSDUCER SET**

- Build your own burglar alarm
- Set includes 1 receiving and 1 transmitting transducer

They element measures only 5/8" in diameter and can be mounted virtually anywhere & must have item for hub byists everywhere

**\$10. per set** Qty.

\$19.50 for 2 sets Qty.

Transmitting transducer only Cat. No. 6951 \$5. Qty.

**TOXIC GAS TRANSDUCER**

- Indispensable In Trailers & Motor Homes
- Ideal Bilge Monitor For Boats!

The Fingero Toxic Gas Sensor utilized advanced semiconductor technology to provide detection, and subsequent warning of toxic gases such as carbon monoxide, methane, natural gas, LPG, butane, etc. Long Life (up to 10 years). High Reliability, and compact dimensions (only 5/8" dia. x 3/8"). Requires a stabilized 5V heater supply and circuit voltage not exceeding 24 volts. Comes with complete specs and hookup instructions. Order Today!

Cat. No. 6836

**\$7.95 ea.** 2 for \$15.00 Qty.

**PANA-VISE WORK STATION**

PANA-VISE lifts, turns, and rotates. One quick turn of the control knob and you securely position your work exactly where you want!

**ONLY \$29.95** Cat. No. 6434 Qty.

**MOTOROLA AM AUTO RADIO**

Features include: 5-Station pushbutton tuning, concentric control knobs for ON/OFF/VOLUME & SPKR BALANCE/MANUAL TUNING as well as an attractive black faceplate with chrome colored trim. Requires 12 VDC. Neg. Gnd. 4 to 8 ohm speakers

Cat. No. 6920

**\$16.88** Qty.

**ELECTRONIC COMPUTER GAME BOARD**

- Free Case With Every Purchase
- 10000 Skill Levels
- Electronic Lights & Sounds
- Includes Microprocessor Chip plus all Necessary Circuitry Components
- Fully Assembled In Case
- Game plays like "SQUONK" or "ENSTEIN"

Board size 4 1/2" x 3 1/2" x 3 1/2"

**\$8.49 ea.** 2 for \$16. Cat. No. 6913 Qty.

POLY PAKS

P.O. BOX 942, PE-6  
S. LYNNFIELD, MA. 01940

**Total Amount of Order \$** \_\_\_\_\_

INCLUDE SHIPPING AND HANDLING: U.S. ADD \$3.; FOREIGN, ADD \$7.  
MASS. RES. ADD 5% SALES TAX.

**NAME** \_\_\_\_\_

**ADDRESS** \_\_\_\_\_

**CITY** \_\_\_\_\_

**STATE** \_\_\_\_\_ **ZIP** \_\_\_\_\_

Enclosed is  CHECK,  MONEY ORDER  
Charge my  MASTERCARD  VISA

**ACCT. #** \_\_\_\_\_ **EXP. DATE** \_\_\_\_\_

**Order By Phone 1-617-245-3828**

ORDERING INSTRUCTIONS • Indicate quantity on line or box near item desired • Complete coupon section • Cut out Ad and mail to Poly Paks, Inc.  
■ Send me your FREE catalog

For these measurements, I used as a combined electrolyte and separator several layers of paper towel soaked in salt water. The values you measure may differ slightly from mine, particularly if you use an acid electrolyte, in which case the values will be higher.

Note that the highest voltages are produced by pairing magnesium with nickel, copper or silver. Nickel and copper can be found in pocket change, but silver coins have not been minted in the U.S. since the mid-Sixties and are rarely found in everyday circulation. You can purchase magnesium strips at toy and hobby shops that sell Perfect brand chemicals.

Magnesium is highly reactive. I tried a magnesium strip in a lemon-juice wet cell and found that although the cell could easily power a LED, the magnesium was soon covered by a frothy layer of hydrogen bubbles. The cell functioned well in spite of the bubbles until the reaction with the citric acid in the lemon juice coated the magnesium with a black film.

Zinc is the next-best substitute for magnesium. You can get free zinc by cutting open a discarded zinc-carbon flashlight cell. If the cell is covered by an outer steel jacket, use pliers or diagonal cutters to peel it off. Be careful! The edges of the metal envelope will be very sharp.

When the zinc can has been exposed (it may be covered with a layer of paper or black pitch), secure the cell in a vise and use a hacksaw to remove the top half-inch of the cell. Remove the carbon rod, the filler compound and the electrolyte-impregnated paper liner from inside the can. The carbon in the compound will stain clothing, so be careful. Watch out for the sharp edges of the zinc can and clean any remaining compound from the can with detergent, water and an old toothbrush.

When the zinc is clean, use a file to remove the sharp edges

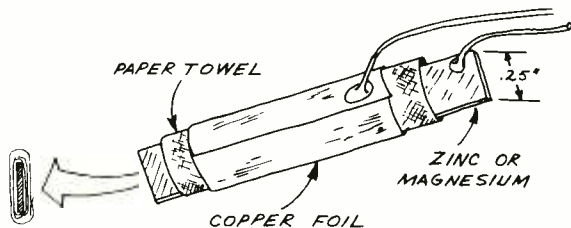


Fig. 4. How to make a simple 1.45-volt "moist" cell.

left by the hacksaw. Then cut the can into strips with shears or a nibbling tool. Remove any corrosion from the strips with sandpaper.

**Homemade "Moist" Cells.** Figure 4 shows a simple 1.45-volt cell made from a 1/4-inch wide strip of magnesium or zinc wrapped with two layers of paper towel previously dipped in a solution of salt and water. A piece of copper foil (available at

craft and hobby shops) the size of a postage stamp is wrapped over the paper towel.

For best results, the paper towel should be dried before the cell is assembled. When the cell is to be used, it can be activated by dipping it in water. Alternatively, a few drops of water can be applied to the exposed ends of the paper towel.

The cell shown in Fig. 4 is merely one of many possible configurations. You can make round, square or triangular cells. You can even cut the zinc or magnesium anode into long, nar-

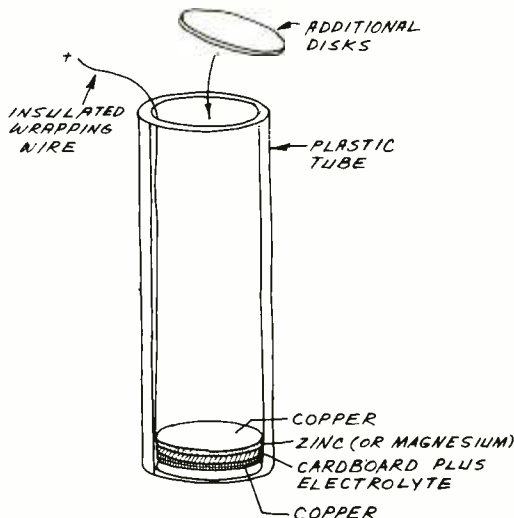


Fig. 5. Construction of a multi-cell stacked battery using zinc or magnesium.

row strips and make ultra-thin, cylindrical cells. You can increase the current capacity of a cell by increasing the area of its electrodes. Two or more cells can be connected in series to achieve higher voltages.

If a discharged cell is disconnected, in time it will gradually recover. Add moisture, and the cell will again deliver power. After several discharge cycles, you can rejuvenate a cell by unwrapping the copper foil and cleaning both the anode and cathode with steel wool. Reassemble the cell with a fresh, salt-impregnated separator layer.

There are two ways to attach wires to the cell. The simplest is to use miniature clip leads. I prefer to solder short lengths of wrapping wire to the electrodes prior to assembly. Copper foil is easily soldered. Zinc must be sanded for best results. Solder will not adhere to magnesium, so you will have to use a clip lead if you use this anode material.

**Homemade Stacked Batteries.** You can assemble a miniature version of Volta's stacked battery, which was called

MODEL II

**\$459<sup>00</sup> DISCOUNT**  
**Off List**  
**64K 1 DRIVE \$3440.00**  
No Taxes on Out of State Shipments  
Immediate Shipment On Most Items

**DISCOUNTS**

**TRS-80<sup>®</sup>** DEALER A301

26-3001 4K Color.....	\$353.00
26-1145 RS-232 Board.....	84.00
26-1140 "O" K Interface.....	249.00
26-1160 Mini Disk.....	419.00
26-1172 Modem.....	135.00
Fast 100 CPS Centronics 730 Printer.....	577.00
Text Quality Centronics 737 Printer.....	737.00

**1-800-841-0860 Toll Free Order Entry**  
**MICRO MANAGEMENT SYSTEMS, INC.**  
DOWNTOWN PLAZA SHOPPING CENTER  
115 C SECOND AVE. S.W.  
CAIRO, GEORGIA 31728  
GA. & EXPORT PHONE NO. (912) 377-7120

FREE  
COMPUTER  
CATALOG  
UPON  
REQUEST

26-1061 4K I.....	\$629.00
26-1062 16K III.....	865.00
26-1063 32K III	
2 Drives, RS232.....	2225.00

Largest Inventory in S.E. U.S.A.

a *Voltaic pile*, with the help of a 1/4-inch paper punch. Punch a dozen or so holes in a piece of *thin* cardboard like that used for shoe boxes and soak the cardboard disks in salt water or lemon juice. Then punch an identical number of disks out of sheets of copper foil and magnesium or zinc. Solder a six-inch length of wrapping wire to one copper disk and one zinc disk. If you use magnesium, make an extra copper disk and solder a wire to it.

For best results, assemble the cell inside a hollow plastic tube. I used a small tube which originally contained the point of a drafting pen. Flexible tubing can also be used.

Install the copper disk with an attached wire lead first. Then, install alternating disks of cardboard, zinc (or magnesium), copper, cardboard, etc. The final disk should be zinc with an attached wire. If magnesium is used in place of zinc, top off the stack with the other copper disk to which a lead has been attached.

You may need to press the disks lightly against the end of the tube to achieve maximum output from the battery. Too much pressure, however, will squeeze electrolyte from the cardboard disks. Free electrolyte can short adjacent cells and reduce the battery's output voltage.

Incidentally, you will find it very helpful to use pointed tweezers when assembling a battery like this. Also, be sure to blot excess electrolyte from the cardboard disks before installing them in the tube.

Figure 5 shows how a 12-cell stack is assembled. This battery delivers 5.8 volts open circuit and is able to drive a LED with built-in flasher. The load of the LED and flasher circuit drops the voltage from the battery to a few volts, so the LED is not very bright. I used zinc and copper disks and lemon juice electrolyte.

Unfortunately, the battery in Fig. 5 is not suitable for post-assembly water activation. Adding water to the battery would short all the cells together.

**Additional Reading.** Because of the volume of mail I receive, it will not be possible to answer individual reader's questions about homemade batteries. Fortunately, however, there are many good books on the subject.

For best results, visit a library which has lots of old books. Some large libraries keep such books in a separate section. Small-town libraries tend to keep such books longer than big libraries.

One typical example is *Electricity and Magnetism and Their Applications* by Dugald Jackson and John Jackson. This text was originally published by the Macmillan Company in 1902. It was revised by N. Henry Black in 1919 and republished in 1920. It contains an excellent chapter on early battery technology.

Another old book is *The Amateur Electrician's Handbook* by A. Frederick Collins (Thomas Y. Crowell Company, 1924). It contains instructions for making everything from wet cells to X-ray systems. I would not advise you to try the latter because much has been learned about the hazards of ionizing radiation since 1924.

Many newer books also discuss batteries. One is *Basic Electronics* by Abraham Marcus and Samuel Gendler (Prentice-Hall, 1971). Another is *Handbook for Electronics Engineering Technicians* by Milton Kaufman and Arthur Seidman (McGraw-Hill, 1976). ♦

#### TO OUR READERS. . .

POPULAR ELECTRONICS does not publicize the home addresses or telephone numbers of its authors, nor can we compel them to reply to inquiries they may receive. Letters to authors sent to the magazine will be forwarded by us, and there is a good chance that those accompanied by a stamped, self-addressed envelope will receive replies.



the antenna specialists co. presents the latest advance in high-performance antennas for professional CB communications... and major support for REACT ❄

Formula cars and our new Model M-710 *Formula-1* share an identical engineering strategy: continually refine a proven basic design with one objective: MAXIMUM POSSIBLE PERFORMANCE.

That's *Formula-1*—direct descendant of A/S's classic base-loaded mobile police antennas. Born for performance, built to last. *Formula-1* is the result of over 25 years of continuous development. Today's new state-of-the-art in mobile CB antennas.



- Precision-wound water-proof coil. Lifetime burnout guarantee
- Factory tuned; set-screw ultra-fine tuning
- Longer whip for more "reach"
- Tapered stainless steel whip minimizes range-robbing wind deflection
- Anti-static whip ball-tip
- New quarter-turn quick-disconnect life tested over 2,500 times
- Easy to install. 17' pre-assembled cable miniature in-line connector, contour-forming protective mounting gasket, hardware for both roof-top or trunk-lip mounting.
- 5-year limited warranty.

## the antenna specialists co.



a member of The Allen Group  
12435 Euclid Avenue, Cleveland, Ohio 44106  
Export: 2200 Shames Drive  
Westbury, L.I., New York 11590  
Canada: A.C. Simmonds & Sons, Ltd.

#### ❄ Formula-1 contributes more than just performance:

To encourage CB for serious highway communications, we're donating \$1.00 to REACT International for every *Formula-1* purchased in 1981. Join REACT. Get involved. Ask your dealer.



# Save on Calculators

Olympic Sales is an HP authorized dealer.

Model: Retail Your Cost  
**HP 41C**  
 New HP-41CV 2.2K bytes, 4 mem. modules built-in, slanted keyboard \$325.00 \$269.95

**System One:**  
 HP41CV & Card Reader 495.00 394.95

**System Two:**  
 HP41CV-Card Redr. & Prinr 840.00 669.95

**Card reader for 41C/41CV** 215.00 179.95

**Printer for 41C/41CV** 385.00 299.95

**HP-41C new price** 250.00 189.95

**Quad Ram to upgrade HP41C to 2.2K bytes leaving 3 ports. + plugs into the 41C** 95.00 84.95

"C" stands for continuous memory. One year guarantee by HP. On all calcs., 90 days on computers



**Optical Wand for 41C/41CV** 125.00 109.95

**Memory Modules for 41C/41CV** 39.50 27.95

**HP-34C Scientific** 150.00 119.95

**HP-38C Bus/R.E.** 150.00 119.95

**HP-33C Scientific** 90.00 78.95

**HP-32E Adv. Scientific** 55.00 49.95

**HP-37E Bus. Calc.** 75.00 63.95

**HP-67 Programmable Sci.** 375.00 299.95

**HP-97 Prog Printer Sci.** 750.00 579.95

**HP-85 Computer** 3250.00 2495.00

**New HP 83 Computer**, similar to HP-85 without printer & cassette 1795.00

## Apple Computer

APPLE II and APPLE III  
 Huge inventory of Apple II computers. 16K-32K-48K. Disk drives, monitors, 80 column card. Dow Jones & Quote Reporter.  
 Pascal-Fortran—DDS 3.3, etc. You name it... we've got it at super low prices.

Immediate delivery on Apple II computers. 96K and 128K systems.

Computers at unbeatable prices

**Texas Instruments**  
 99/4 console computer 449.95  
 TI-5230 printer (was \$495) 169.95  
 TI-59 149.95  
 PC 100C 149.95  
 Epson MX80 printer 499.95  
 Epson MX70 printer 399.95  
 Atari 800 16K console comp. 759.95  
 Atari TV Game 144.95  
 Mantel Intel TV Game 239.95  
 Mantel Race Horse Analizr 59.95

**Call us for best prices**  
 Centronics printer PI for Apple & Radio Shack computers 189.95  
 Centronics printers 17 models  
 Novation models CD-CAT/CAT 7 models  
 Shugart disk drives 6 models  
 Paper Tiger printers 5 models  
 Hazeltine video display terminals 7 models  
 Diablo printers 4 models  
 DEC VT100 & VT103 2 models

Casio watches at unbelievably low prices. Call us.  
 RCA VideoDisc STF 100 player \$459.95  
 (Many motion picture discs available) Call us.  
 SCM Typewriters - Royal - Victor - Canon - Sharp - Casio  
 320 models Seiko watches

Prices f.o.b. L.A. Minimum freight & handling charge—\$4.95. In CA, add 6% sales tax. Goods subject to availability. We'll beat any advertised price if competitor has goods on hand.

Request our famous 100 page catalog, in writing.  
 Call Mon-Sat. Outside CA, toll free 800-421-8045  
 7AM-6PM. Inside CA, toll free 800-252-2153

**OLYMPIC SALES COMPANY, INC.**  
 216 South Oxford Ave. • P.O. Box 74545 • Los Angeles, CA 90004  
 Orders (213) 739-1100 • Customer Serv (213) 739-1100 • Telex 67-3477



CIRCLE NO. 43 ON FREE INFORMATION CARD

# SEE YOUR DEALER TODAY

DEMAND THE ORIGINAL

## 'Firestik'

The #1 Helically Wire-Wound and Most Copied Antenna in the World!  
**27MHz AM/FM/SSB CB**

2 METER • MARINE TELEPHONE  
 LAND MOBILE TELEPHONE  
**FIBERGLASS ANTENNAS AND ACCESSORIES.**

**NEW CORDLESS TELEPHONE ANTENNA**

INCREASES DISTANCE 5 TO 20 TIMES

Dealer & Distributor Inquiries Invited  
 SEND FOR FREE CATALOG

'Firestik' Antenna Company  
 2614 East Adams/Phoenix, AZ 85034

Name \_\_\_\_\_  
 Street \_\_\_\_\_  
 City \_\_\_\_\_  
 State \_\_\_\_\_ Zip \_\_\_\_\_

Serving the CB and Communications Market Since 1962.

**5-YEAR REPLACEMENT WARRANTY**

CIRCLE NO. 21 ON FREE INFORMATION CARD

# English Broadcasts Audible in No. America

by Glenn Hauser

TIME EST/CDT	TIME UTC/GMT	STATION	QUAL.	FREQUENCIES, kHz
4:00 4:15 a.m.	0900 0915	BBC	A	15070, 11955, 11750, 9640, 9510, 6195
4:00 4:15 a.m.	0900 0915	R. Japan <sup>4</sup>	B	9505
4:00 4:30 a.m.	0900 0930	UN Radio	B	15250, 9565, 9350-SSB (Sat.)
4:00 5:00 a.m.	0900 1000	R. Andorra	C	15021 (varies) (Sun.)
4:00 5:30 a.m.	0900 1030	R. Australia	B	15115
4:00 6:00 a.m.	0900 1100	AFRTS, Los Angeles	A	11805, 9700, 9590, 9530, 6030
4:15 6:00 a.m.	0915 1100	BBC	C	17790, 15120, 15070, (21660 Sat. & Sun. and daily from 10:30)
4:30 5:15 a.m.	0930 1015	V. of the Malayan Revolution	C	15790, 11830
4:30 5:30 a.m.	0930 1030	V. of Germany	C	17780, 11850
5:00 5:15 a.m.	1000 1015	UN Radio	A	15250, 11090-LSB, 9565 (Sat.)
5:00 5:15 a.m.	1000 1015	R. Japan	B	9505
5:00 5:30 a.m.	1000 1030	V. of Vietnam	C	12033, 10010
5:00 6:00 a.m.	1000 1100	R. Korea	C	11725, 9570, 9870, 15575
5:00 fade out	1000	R. Australia	B	6045, 5995
5:00 8:00 a.m.	1000 1300	R. Moscow (via Cuba)	B	9600, 600 (5045 - 1100)
5:00 11:02 a.m.	1000 1602	ABC, Perth	B	9610, 6140
5:15 5:55 a.m.	1050 1055	UAE Radio, Dubai	C	21695, 21640, 17775
5:20 5:30 a.m.	1020 1030	V. of Guatemala	B	6180, 600 (time varies widely)
5:28 8:00 a.m.	1028 1300	CBC Northern Service	B/C	9625, 6065 (not all Eng.)
5:30 6:30 a.m.	1030 1130	Sri Lanka Br. Corp.	C	17850, 15120, 11835 (not all Eng.)
5:55 6:55 a.m.	1055 1155	R. Thailand	C	11905, 9655
6:00 6:15 a.m.	1100 1115	R. Japan	B	9505
6:00 6:30 a.m.	1100 1130	V. of Vietnam	C	12035, 10010
6:00 6:30 a.m.	1100 1130	R. Mogadishu	D	9585
6:00 6:56 a.m.	1100 1156	R. RSA	C	25790, 21535
6:00 7:00 a.m.	1100 1200	V. of Asia, Taiwan	C	5980 (not Sun.)
6:00 7:00 a.m.	1100 1200	V. of Nigeria	C	17800, 15120
6:00 7:00 a.m.	1100 1200	AFRTS, Los Angeles	A	6030
6:00 7:30 a.m.	1100 1230	TWR-Bonaire	A	11815 (Sat. 1100-1330; Sun. 1100-1415)
6:00 7:50 a.m.	1100 1250	R. Pyongyang	C	9977
6:00 8:00 a.m.	1100 1300	R. Australia	A	9580
6:00 8:30 a.m.	1100 1330	BBC	A-B	25650, 21710, 21660, 21550, 11775, 11750, 9740, 9510, 6195
6:00 9:00 a.m.	1100 1400	4VEH, Haiti	C	11835, 9770
6:00 10:00 a.m.	1100 1500	VOA	B	11715, 9565
6:00 11:00 a.m.	1100 1600	AFRTS, Los Angeles	A	15430, 15330, 11805, 9700
6:15 6:30 a.m.	1115 1130	Vatican R.	C	21485, 17840 (not Sun.)
6:30 6:55 a.m.	1130 1155	R. Nacional, Angola	D	11955, 9535 (Mon.-Fri.)
7:00 7:15 a.m.	1200 1215	V. of Kampuchean People	C	11938, 9694 (vary)
7:00 7:20 a.m.	1200 1220	Vatican R.	B	21485, 17840 (not Sun.)
7:00 7:20 a.m.	1200 1220	R. Canada International	A	17820, 15440, 11955, 9650 (Mon.-Fri.)
7:00 7:30 a.m.	1200 1230	Kol Israel	C	25640, 17612.5, 21675
7:00 7:30 a.m.	1200 1230	R. Finland	B	15400
7:00 7:30 a.m.	1200 1230	R. Norway	C	21730 (Sun.)
7:00 7:30 a.m.	1200 1230	R. Tashkent	C	15460, 11785, 9750, 9715, 5950
7:00 7:30 a.m.	1200 1230	R. Japan	B	9505
7:00 7:30 a.m.	1200 1230	HCJB, Ecuador	A	26020, 15115, 11740
7:00 7:45 a.m.	1200 1245	V. of Germany	B	21600, 17875, 17765, 15410
7:00 7:55 a.m.	1200 1255	R. Peking	B	15520
7:00 8:00 a.m.	1200 1300	V. of Turkey	D	95601
7:00 10:00 a.m.	1200 1500	R. Moscow World Service	B	17810, 15490, 12010
7:20 7:50 a.m.	1220 1250	R. Ulan Bator, Mongolia	C	12070 or 11825, 6383 or 4850 or 72351 (not Sun.)
7:30 7:55 a.m.	1230 1255	R. Tirana	D	11960, 9515
7:30 7:57 a.m.	1230 1257	Austrian R.	B	216551
7:30 8:00 a.m.	1230 1300	R. Sweden	C	21690
7:30 8:00 a.m.	1230 1300	BBC (English by radio)	C	21695
7:30 8:00 a.m.	1230 1300	R. Bangladesh	D	21670, 15285
7:30 8:25 a.m.	1230 1325	R. Finland	B	15400 (Sun.)
7:30 8:30 a.m.	1230 1330	R. Korea	C	11830, 7550
7:30 8:30 a.m.	1230 1330	R. Maldives	D	4754
7:30 9:30 a.m.	1230 1430	HCJB, Ecuador	A	26020, 17890, 15115, 11740
7:30 9:30 a.m.	1230 1430	SLCB, Sri Lanka	C	15425
7:30 10:51 a.m.	1230 1551	WYFR, Family Radio	A	21545, 17785 (Sun. only)
7:35 7:45 a.m.	1235 1245	V. of Greece	C	21455, 17830, 11730 (Mon.-Fri.)
8:00 8:15 a.m.	1300 1315	R. Japan	B	9505
8:00 8:30 a.m.	1300 1330	R. Bucharest	C	17850, 15250, 11940
8:00 8:45 a.m.	1300 1345	R. Berlin International	C	21540, 21465, 17700
8:00 9:00 a.m.	1300 1400	R. Australia	C	11705, 9770, 6080
8:00 10:57 a.m.	1300 1557	R. RSA	B	25790, 21535, 15220
8:00 11:00 a.m.	1300 1600	CBC Southern Service	A	17820, 11955, 9575 (Sun.)
8:00 12:00 a.m.	1300 1700	WYFR, Family Radio	A	1830
8:00 a.m. 6:00 p.m.	1300 2300	CBC Northern Service	B/C	11720, 9625 (not all Eng.)
8:15 8:45 a.m.	1315 1345	Swiss R. International	B	21570, 21520
8:30 9:00 a.m.	1330 1400	R. Finland	B	21475, 15400
8:30 9:05 a.m.	1330 1405	BRT, Belgium	B	21525 (Mon.-Fri.)
8:30 9:00 a.m.	1330 1400	NYAB, Bhutan	D	4692 (Wed. & Fri.)
8:30 9:20 a.m.	1330 1420	R. Nederland	C	17605
8:30 9:30 a.m.	1330 1430	V. of Turkey	C	15125
8:30 9:30 a.m.	1330 1430	V. of Vietnam	C	10010
8:30 10:00 a.m.	1330 1500	All India R.	C	15335, 11810
8:30 11:00 a.m.	1330 1600	BBC	B/C	25650, 21710, 21660, 21550, 21470, 15400 (from 1430), 15070
8:30 a.m. fade	1330	R. Australia	C	6060

8:30 a.m.-5:00 p.m.	1330-2200	R. Moscow World Service (via Cuba)	B	11840 or 11860
8:57-11:55 a.m.	1357-1655	V. of Philippines	D	9578 (Sun.-1555) (not all English)
9:00-9:15 a.m.	1400-1415	R. Japan	B	9505
9:00-9:30 a.m.	1400-1430	R. Sweden	B	21615
9:00-9:30 a.m.	1400-1430	R. Norway	B	25730, 21730, 17840 (Sun. only)
9:00-9:30 a.m.	1400-1430	V. Rev. Party, N. Korea	D	4557, 4109
9:00-9:30 a.m.	1400-1430	R. Tashkent	C	15460, 11785, 9750, 9715, 5950
9:00-10:00 a.m.	1400-1500	V. of Indonesia	C	15200 or 15150, 11790
9:00-12:30 a.m.	1400-1730	R. Australia	C	17795, 9770
9:30-10:00 a.m.	1430-1500	KTWR, Guam	B	9510t
9:30-10:25 a.m.	1430-1525	R. Nederland	B	21480, 11735
9:30-11:00 a.m.	1430-1600	HCJB, Ecuador	A	26020, 17890, 15115
9:30-11:00 a.m.	1430-1600	Burma Br. Ser.	D	5985, 5040
9:30 a.m.-5:00 p.m.	1430-2200	UN Radio	A	21670, 15410 (when in session)
9:35-10:20 a.m.	1435-1520	R. Nepal	D	3425 or 7105 or 9589
9:50-10:35 a.m.	1450-1535	V. of the Malayan Revolution	C	15790, 11830
10:00-10:15 a.m.	1500-1515	R. Japan	C	9505
10:00-10:30 a.m.	1500-1530	V. of Asia, Taiwan	D	5980
10:00-11:00 a.m.	1500-1600	V. of Rev. Ethiopia	D	9560
10:00-11:00 a.m.	1500-1600	BBC	B	17830, 15260 (Sat, Sun)
10:00-11:00 a.m.	1500-1600	R. Moscow	B	24020, 12010
10:00-12:30 a.m.	1500-1730	BHJKJ, Jordan	D	9560
10:30-11:00 a.m.	1530-1600	R. Afghanistan	D	4775 or 6230
10:30-11:00 a.m.	1530-1600	R. Yugoslavia	C	15300, 15240
10:30-11:00 a.m.	1530-1600	Swiss R. International	B	21570
10:30-11:30 a.m.	1530-1630	V. of Vietnam	C	15010, 10040
10:35-10:45 a.m.	1535-1545	V. of Greece	C	21455, 17830, 11730 (Mon.-Fri.)
10:45-11:00 a.m.	1545-1600	R. Canada International	A	(17820 Mon. Sat.), 15160, 15325
11:00-11:15 a.m.	1600-1615	R. Japan	C	9505
11:00-11:15 a.m.	1600-1615	Vatican R.	C	17730
11:00-11:15 a.m.	1600-1615	R. Pakistan	C	21755, 21605, 21486, 17910, 17660†
11:00-11:30 a.m.	1600-1630	R. Norway	B	25730, 21730 (Sun. only)
11:00-11:30 a.m.	1600-1630	R. Portugal	C	21530 or 21475 (not Sun.)
11:00-12:00 a.m.	1600-1700	R. Korea	C	11830, 9720
11:00 a.m.-12:09 p.m.	1600-1709	BBC	B	21710, 17830, 15260
11:00 a.m.-1:00 p.m.	1600-1800	AFRTS, Los Angeles	A	17765, 15430, 15330, 11805
11:00 a.m.-4:00 p.m.	1600-2100	R. Moscow World Service	B	24020, 15535, 12010, 11860†
11:00 a.m.-6:00 p.m.	1600-2300	VDA	A	26040, 21660, 21485, 17870, (15250 from 1900)
11:05-11:55 a.m.	1605-1655	R. France International	B	15445, (15410 to 2200)
11:10-11:55 a.m.	1610-1655	BRT, Belgium	B	25820, 21620, 21580, 21515, 17860
11:30 a.m.	1630	R. Singapore	C	21525†
11:30-12:00 a.m.	1630-1700	UAE Radio, Dubai	B	11940, 5052, 5010 (fade-in time varies)
11:45-12:00 a.m.	1645-1700	R. Canada International	A	21700, 21655, 21625†
11:45-12:45 p.m.	1645-1745	R. Pakistan	A	(17820 Mon. Sat.), 15325
12:00-12:15 p.m.	1700-1715	R. Japan	C	15495, 9460†
12:00-12:30 p.m.	1700-1730	HCJB, Ecuador	B	9505
12:00-12:45 p.m.	1700-1745	BBC	B	26020, 21480, 17790†
12:00-1:00 p.m.	1700-1800	WYFR, Family Radio	C	18080
12:00-3:00 p.m.	1700-2000	4VEH, Haiti	A	21615, 21465, 17845, 15440, 11830
12:00-3:00 p.m.	1700-2000	BSK, Saudi Arabia	C	11835, 9770 (Sun.)
12:00-5:00 p.m.	1700-2200	VDA	C	11856 (varies)
12:09-12:45 p.m.	1709-1745	BBC	B	17785, 15205, 11760, 9760, (15140 from 1830)
12:15-1:05 p.m.	1715-1805	V. of Germany	C	17830, 15260 (Sat. & Sun.)
12:45-3:00 p.m.	1745-2000	BBC	C	21600
12:45-5:30 p.m.	1745-2230	All India R.	C	(21710 to 1830), 15400, 15070, 12095
1:00-1:15 p.m.	1800-1815	R. Japan	C	9505
1:00-1:30 p.m.	1800-1830	R. Canada International	A	17820, 15260 (Sat. & Sun. - 1900)
1:00-1:30 p.m.	1800-1830	R. Norway	C	25730, 21730, 17840 (Sun. only)
1:00-2:00 p.m.	1800-1900	V. of Vietnam	C	10040, 15010
1:00-2:00 p.m.	1800-1900	WYFR, Family Radio	A	21615, 17845
1:00-2:00 p.m.	1800-1900	V. of Nigeria	C	15120, 15185, 17800
1:00-3:00 p.m.	1800-2000	R. Australia	C	17795
1:00-4:00 p.m.	1800-2100	R. Kuwait	C	11650
1:00-5:00 p.m.	1800-2200	AFRTS, Los Angeles	A	21570, 17765, 15430, 15330, 15345
1:15-1:45 p.m.	1815-1845	Swiss R. International	D	21570, 17830, 17850
1:15-2:15 p.m.	1815-1915	R. Bangladesh	D	15100, 11765 (both vary)†
1:30-1:35 p.m.	1830-1835	UN Radio	A	19505-SS8, 15410, 11960, 17740, 15305 (Mon.-Fri.)
1:30-1:57 p.m.	1830-1857	Austrian Radio	C	15560 (Sun. from 1805)
1:30-2:00 p.m.	1830-1900	V. of Revolution, Guinea	C	15313 (varies) 9650 (Mon. Wed. and Fri.) (irregular)
1:45-2:15 p.m.	1845-1915	Sri Lanka Br. Corp.	B	17850, 15120, 15115, 11870
2:00-2:30 p.m.	1900-1930	R. Japan	B	17755
2:00-2:30 p.m.	1900-1930	R. Canada International	A	21630, 17875, 15325 (Sat. & Sun. -2000)
2:00-2:30 p.m.	1900-1930	R. Afghanistan	A	17820, 15260 (Mon.-Fri.)
2:00-2:45 p.m.	1900-1945	UN Radio	A	15079 (varies) or 17742†
2:00-3:00 p.m.	1900-2000	HCJB, Ecuador	A	15410, 15305 (Fri.)
2:00-3:00 p.m.	1900-2000	WYFR, Family Radio	A	26020, 21480, 17790†, 15295†
2:00-3:00 p.m.	1900-2000	R. Nacional, Brazil	C	21615, 17845, 11830
2:30-3:30 p.m.	1930-2030	V. of Iran	D	17810, 15125
2:35-5:00 p.m.	1935-2200	TIFC, Costa Rica	C	9022
2:45-4:15 p.m.	1945-2115	R. Free Grenada	C	9645 (Sun.)
3:00-3:15 p.m.	2000-2015	R. Japan	B	15104 (time varies and irregular)
3:00-3:30 p.m.	2000-2030	R. Norway	B	17755
3:00-3:30 p.m.	2000-2030	R. Algiers	C	25730, 17840 (Sun.)
3:00-3:30 p.m.	2000-2030	R. Canada International	A	Some of: 25700, 25680, 21725, 21635, 17745, 15365, 15307, 11810
3:00-3:30 p.m.	2000-2030	Kol Israel	A	21630, 17875, 17820, 15325 (Mon.-Fri.)
3:00-4:00 p.m.	2000-2100	WYFR, Family Radio	A	17685, 17645, 15582.6, 12025, 11637, 9009
3:00-4:15 p.m.	2000-2115	BBC	B	21615, 21525, 17845, 11830
3:00-12:00 p.m.	2000-0500	R. Moscow (via Cuba)	C	21560, 15260, 15070, 11750

**NEW!!! THE \*  
ELECTRIC MOUTH**



**ELF II VERSION**

**for S100, Elf II, Apple, TRS-80 Level II\***  
From **\$99.95** kit

**Now — teach your computer to talk, dramatically increasing the interaction between you and your machine.**

That's right: the ELECTRIC MOUTH actually lets your computer talk! Installed and on-line in just minutes, it's ready for spoken-language use in office, business, industrial and commercial applications, in games, special projects. R&D, education, security devices — there's no end to the ELECTRIC MOUTH's usefulness. Look at these features:

- ★ Supplied with 143 words/letters/phonemes/numbers, capable of producing hundreds of words and phrases.
- ★ Expandable on-board up to thousands of words and phrases (just add additional speech ROMs as they become available).
- ★ Four models, which plug directly into S100, Apple, Elf II and TRS-80 Level II computers.
- ★ Get it to talk by using either Basic or machine language (very easy to use, complete instructions with examples included).
- ★ Uses National Semiconductor's "Digitalizer" system.
- ★ Includes on-board audio amplifier and speaker, with provisions for external speakers and amplifier.
- ★ Adds a new dimension and excitement to programming; lets you modify existing programs and games to add spoken announcements of results, warnings, etc.
- ★ Installs in just minutes.

**Principle of Operation:** The ELECTRIC MOUTH stores words in their digital equivalents in ROMs. When words, phrases, and phonemes are desired, they are simply called for by your program and then synthesized into speech. The ELECTRIC MOUTH system requires none of your valuable memory space except for a few addresses if used in memory mapped mode. In most cases, output ports (user selectable) are used.

**Spoken Material Included**

one	eighteen	at	dollar	inches	number	sa	c	i
two	nineteen	cancel	dawn	is of	second	d	u	
three	twenty	case	equal	it off	set	e	v	
four	thirty	cent	error	kilo on	space	f	w	
five	forty	400hz tone	feet	left out	speed	g	x	
six	fifty	800hz tone	flow	less over	star	h	y	
seven	sixty	20ms silence	fuel	lesser	parenthesis	start	i	z
eight	seventy	40ms silence	gallon	limit	percent	stop	j	k
nine	eighty	80ms silence	gr	low	please	than	l	
ten	ninety	160ms silence	gram	lower	plus	the	m	
eleven	hundred	320ms silence	great	mark	point	time	n	
twelve	thousand	centi	greater	meter	pound	try	o	
thirteen	million	check	have	mils	pulses	up	o	
fourteen	zero	comma	high	milli	rate	vol	p	
fifteen	again	control	higher	minus	re	weight	q	
sixteen	ampere	danger	hour	minute	ready	a	r	
seventeen	and	degree	in	near	right	b	s	

\*"Elf II" and "The Electric Mouth" are reg. trademarks of Netronics R&D Ltd. "Apple" is a reg. trademark of Apple Computer Inc. "TRS-80 Level II" is a reg. trademark of Tandy Corp.

**Continental U.S.A. Credit Card Buyers Outside Connecticut  
CALL TOLL FREE 800-243-7428**

**To Order From Connecticut Or For Technical Assistance, Etc.,**

**Call (203) 354-9375**

**NETRONICS R&D LTD., Dept PE**  
333 Litchfield Road, New Milford, CT 06776  
Please send the items checked below:

- S100 "Electric Mouth" kit ..... \$99.95
- Elf II "Electric Mouth" kit ..... \$99.95
- Apple "Electric Mouth" kit ..... \$119.95
- TRS-80 Level II "Electric Mouth" kit .... \$119.95

Add \$20.00 for wired & tested units. All plus \$3.00 postage & insurance. Conn res. add sales tax.

**Total Enclosed \$**

- Personal Check  Cashier's Check/Money Order
- Visa  Master Charge (Bank No. \_\_\_\_\_)

Acct. No. \_\_\_\_\_ Exp. Date \_\_\_\_\_

Signature \_\_\_\_\_ Name \_\_\_\_\_

Address \_\_\_\_\_

City \_\_\_\_\_

State \_\_\_\_\_ Zip \_\_\_\_\_

**4PDT RELAY**  
POTTER BRUMFIELD  
14 pin style  
3 amp contacts  
24 volt a.c. or 120 volt a.c. or  
Used but fully tested

\$1.50 each  
specify coil voltage  
LARGE QUANTITIES AVAILABLE  
CHECK THIS FOR REPLY BOX

**SUB MINI L.E.D.**  
.079" x .098" 20mA @ 1.75V  
10 for \$1.00  
200 for \$18.00  
400 for \$32.00  
1000 for \$70.00

**7-17vdc S.S. BUZZER**  
STAR #CMB-12  
Fits dip socket  
MOS compatible  
Max current 14mA  
Sound output  
\$1.25 each 70dB @ 20cm

**TRANSFORMERS**  
120 volt primaries

6 VOLTS at 150 mA \$1.25  
12 V.C.T. at 500mA \$2.50  
16.5 V. at 3 AMPS \$6.50  
30 V.C.T. at 3 AMPS \$5.50

**DPDT 12VDC ENCLOSED RELAY**  
10 AMP CONTACTS  
AVAILABLE WITH NO FLANGE - CAN BE SOCKETED  
\$3.00 EACH  
10 per \$27.50  
SOCKETS \$1.00

**LITRONIX FRL-4403**  
diffused red led with built in flashing unit - 1.5" package  
pulse rate 3hr - 1/20 ma

2 for \$1.70

**COMPUTER GRADE CAP.**  
1700mfd NEW  
150 VDC \$2.00  
2 1/2" DIA X 4 3/4"  
6,400mfd  
60 VDC \$2.50  
1 3/8" DIA X 4 1/4"  
22,000mfd 15 VDC \$2.50  
2" DIA X 2 1/2" HIGH

CLAMPS TO FIT CAPACITORS 50K OR

**SUPER SMALL PHOTO-FLASH**  
170 MFD 330 VOLT  
1 1/4" x 7/8"  
2 for \$1.50  
10 for \$14.00

**40 MFD 350 VOLTS**  
2 7/8 INCH x 3/4 INCH  
2 for \$1.50

**22/44 EDGE CONNECTOR**  
TIN SOLDER TAIL 156 x 200"  
\$1.35 each 10 for \$12.50

**50K SLIDE POT**  
Knobs for Slide Pots 20c each  
75c each audio taper  
1.25 INCH DIA • 5/8 INCH SLIDE

**ALL ELECTRONICS CORP.**  
905 S. Vermont Ave. SEND FOR OUR FREE CATALOG  
Los Angeles, CA 90006  
(213) 380-8000

**TERMS**  
• Quantities Limited  
• Min. Order \$10.00  
• Add \$2.00 Shipping USA  
• Calif. Res. Add 6%  
• Prompt Shipping

**Store & Warehouse Hours**  
9 AM - 5 PM  
Monday thru Friday  
Saturday  
10 AM - 3 PM

CIRCLE NO. 3 ON FREE INFORMATION CARD

  
**apple computer**  
Complete Microprocessors line, peripherals & terminals

APPLE II PLUS 48K	\$1215.00	Disk 130K controller	\$575.00
LANG SYS. W/PASCAL	395.00	SOROC 10140	1195.00
Z-80 SOFT CARD	299.00	TI-99/4	499.00
Lexdex 100 Mon	139.00	Epson MX-80	call us
IDS 445G	call us	Power Monitor	call us
TI-745	1440.00	TI-810	1695.00

**Texas Instruments**

TI-55	\$ 29.95	TI-59	199.00
Accessories	Call us	TI-55 II	39.95
TI-58C	84.50	Speak & Spell	49.95
PC100C	149.95	TI Programmer	47.95
		MBA	49.95

**HEWLETT-PACKARD**

System I	call us	HP-41C Mem	
System II	call us	Module	26.00
HP-33C	75.00	HP-41CV	call us
HP-34C	119.00	HP-67	299.00
HP-38C	114.99	HP-97	579.00
HP-41C Prog	189.00	Quad Ram	call us
HP-41C Printer	289.00	Application Pac	call us
HP-41C CRD RDR	169.00		

HP-83 HP-85 and accessory - call us for prices

**SCM TYPEWRITER SPECIALS**

SCM 2200	\$ 269.00	INTREPID	\$274.00
SCM 2500	285.00	CLASSIC 12	144.00

All units shipped in original cartons with accessories according to manufacturer's specification. Send money orders, personal check 2 weeks to clear, no minors, add 8% sales tax. Add \$5.95 minimum shipping & handling charges per unit. We ship UPS. Subject to availability. Written warranty for specific products can be obtained free upon request. Above prices are for mail order and prepaid only. Prices and specifications subject to change without notice. Send mail orders.

**Nabih's, Inc.**  
519 DAVIS, EVANSTON, ILL. 60201 TEL. 312-869-6144

3:10 4:40 p.m.	2010 2140	R. Habana Cuba	A	15155 or 11920
3:30 4:20 p.m.	2030 2120	R. Nederland	B	21685, 17695, 17605, 15220, 9715
3:30 4:30 p.m.	2030 2130	V. of Vietnam	C	15010, 10040
3:30 4:30 p.m.	2030 2130	V. Turkey	C	9615
3:45 5:30 p.m.	2045 2230	All India R.	C	15110
3:50 4:00 p.m.	2050 2100	R. Free Europe	C	21720, 17835, 15255, 15420 or 15290, 11825, 9725, 9565 (Fri.)
3:50 4:40 p.m.	2050 2140	R. Habana Cuba	C	17750, 9770
4:00 4:15 p.m.	2100 2115	R. Japan	B	17755
4:00 4:50 p.m.	2100 2150	R. RSA	B	17780, 15155, 11900
4:00 5:00 p.m.	2100 2200	V. of Nigeria	C	15185, 15120, 17800
4:00 5:00 p.m.	2100 2200	R. Moscow	C	21530, 15455
4:00 5:00 p.m.	2100 2200	WYFR, Family Radio	A	21615, 21525, 17845
4:00 6:00 p.m.	2100 2300	CBC Radio	A	17875, 15325 (Mon. Fri.)
4:15 5:00 p.m.	2115 2200	BBC	A	21690, 15420, 15260, 15070, 9510, 6175
4:15 7:30 p.m.	2115 2430	R. Free Grenada	B	15045 (time varies)
4:30 5:00 p.m.	2130 2200	R. Canada International	A	17820, 15150, 11945 (17875, 15325)
4:30 5:00 p.m.	2130 2200	KGEI, San Francisco	C	15280 Sat. & Sun. (only)
4:30 5:00 p.m.	2130 2200	HCB Ecuador	C	26020, 21480, 17795, 15295
4:30 5:00 p.m.	2130 2200	R. Sofia	B	11920, 11860
4:30 5:30 p.m.	2130 2230	R. Baghdad	C	9745
4:40 5:40 p.m.	2140 2240	V. of Free China	C	17890, 15270, 11825
4:45 5:15 p.m.	2145 2215	Swiss R. International	B	21585
4:55 p.m. 1:30 a.m.	2155 0630	R. New Zealand	C	17860
5:00 5:15 p.m.	2200 2215	R. Japan	B	17755 (via Portugal 11955)
5:00 5:30 p.m.	2200 2230	R. Argentina	C	11710 (Mon. Sat.)
5:00 5:30 p.m.	2200 2230	R. Norway	C	17795, 15345, 15175 (Sun. only)
5:00 5:30 p.m.	2200 2230	R. Vilnius	B	17870, 17845, 15100, 11790, 11770
5:00 6:00 p.m.	2200 2300	WYFR, Family Radio	A	21615, 21525, 17845, 9535
5:00 6:00 p.m.	2200 2300	R. Moscow	A	21530, 17720, 15455, 15140, 12050, 12010, 11960, 11920, 11860, 11735, 9765, 9710, 9685, 9610
5:00 6:00 p.m.	2200 2300	V. of Turkey	B	9725, 7215
5:00 6:00 p.m.	2200 2300	R. Clarin, Dom. Rep.	A	11700 (Sat. & Sun., irregular)
5:00 6:00 p.m.	2200 2300	BBC	B	21690, 15420, 15260, 15070, 11790, 11750, 9590, 9510, 6175, 6120
5:00 7:00 p.m.	2200 2400	CBC Southern Service	A	9755, 5960 (Sat. 2200-2230; Sun. 2200-2100)
5:00 7:00 p.m.	2200 2400	AFRTS, Los Angeles	A	25615, 21570, 15430, 15345, 15330
5:00 11:30 p.m.	2200 0430	VOA	A	21460, 17740, 16200, 2400, (17820 0100)
5:15 5:30 p.m.	2215 2230	UN Radio	A	15305, 11830 (Fri.)
5:15 5:30 p.m.	2215 2230	R. Yugoslavia	C	9620
5:30 6:00 p.m.	2230 2300	Kol Israel	A	15583, 12025, 11638, 9815
5:30 6:00 p.m.	2230 2300	R. National, Angola	D	9535 (Mon. Fri.)
5:30 6:25 p.m.	2230 2325	R. Mexico	B	15430 (Sun., time varies)
5:30 6:30 p.m.	2230 2330	R. Sofia	B	15330, 15110
5:45 6:00 p.m.	2245 2300	SODRE, Uruguay	C	11885, 9515 (time varies)
6:00 6:30 p.m.	2300 2330	R. Japan	C	17755
6:00 6:30 p.m.	2300 2330	R. Sweden	B	15380, 11705
6:00 7:00 p.m.	2300 2400	4VEH, Haiti	B	11835, 9770
6:00 7:00 p.m.	2300 2400	WYFR, Family Radio	A	21525, 9535
6:00 7:00 p.m.	2300 2400	R. Mexico	B	15430 (Thurs., time varies)
6:00 7:30 p.m.	2300 2430	BBC	A	15420, 15260, 15070, 11910, 9590, 9580, 9410, 7325, 6175, 6120, 5975
6:00 7:50 p.m.	2300 2450	R. Pyongyang	C	9977
6:00 8:00 p.m.	2300 0100	R. Moscow	A	21530, 17720, 15455, 15140, 12050, 12010, 11960, 11860, 11780, 11735, 9765, 9710, 9685, 9610
6:00 12:07 p.m.	2300 0507	CBC Northern Service	B,C	9625, 6195 (not all English)
6:25 7:00 p.m.	2325 2400	SODRE, Uruguay	C	11885, 9515 (time varies)
6:30 7:00 p.m.	2330 2400	HCB, Ecuador	B	26020, 15350
6:30 7:00 p.m.	2330 2400	R. Kiev	B	17870, 17845, 15100, 11790, 11770
6:30 7:00 p.m.	2330 2400	V. of Vietnam	C	12035, 10080, 10040, 10010
6:45 7:45 p.m.	2345 2445	R. Japan	C	17825, 15430
7:00 7:15 p.m.	0000 0015	R. Japan	C	17755
7:00 7:25 p.m.	0000 0025	R. Tirana	B	9750, 7065
7:00 7:30 p.m.	0000 0030	R. Mexico	C	17765, 15430, 11770 (Sat.)
7:00 7:30 p.m.	0000 0030	R. Canada International	A	9755, 5960
7:00 7:30 p.m.	0000 0030	Kol Israel	A	15583, 11638, 9815
7:00 7:30 p.m.	0000 0030	R. Norway	C	15345, 9605 (Mon. only)
7:00 7:45 p.m.	0000 0045	R. Berlin International	C	11970, 9730
7:00 7:55 p.m.	0000 0055	R. Peking	B	17855, 17680, 15125
7:00 8:00 p.m.	0000 0100	WYFR, Family Radio	A	17845, 5985
7:00 8:00 p.m.	0000 0100	R. Sofia	B	15110, 11830
7:00 8:00 p.m.	0000 0100	AFRTS, Los Angeles	A	25615, 21570, 15345, 15330, 11790
7:00 9:00 p.m.	0000 0200	R. Luxembourg	C	6090 (time varies)
7:00 9:00 p.m.	0000 0200	VOA	A	17730, 15205, 11740, 9650, 6130, 5995
7:00 12:00 p.m.	0000 0500	R. Moscow (via Cuba)	A	9600
7:00 p.m. 4:00 a.m.	0000 0900	UN Radio	A	6055 (when in session)
7:05 8:55 p.m.	0005 0155	Spanish Foreign R.	B	11880, 9630
7:15 8:00 p.m.	0015 0100	BRT, Belgium	C	15385, 15175
7:25 7:40 p.m.	0025 0040	SODRE, Uruguay	C	11885, 9515 (time varies)
7:30 8:00 p.m.	0030 0100	R. Prague	C	6055
7:30 8:00 p.m.	0030 0100	R. Budapest	B	17710, 15220, 11910, 9835, 9585 (Wed. and Fri.)
7:30 8:00 p.m.	0030 0100	La Cruz del Sur, Bolivia	D	4875 (Mon. only)
7:30 9:00 p.m.	0030 0200	HCB, Ecuador	A	15155
7:30 9:30 p.m.	0030 0230	SLBC, Sri Lanka	C	15425
7:30 9:30 p.m.	0030 0230	BBC	A	15260, 11835, 11750, 9580, 9410, 7325, 6175, 6120, 5975
7:35 9:30 p.m.	0035 0230	HCB, Ecuador	B	26020, 15360, 9745
7:55 8:35 p.m.	0055 0135	TWR-Bonaire	B	17145
8:00 8:15 p.m.	0100 0115	R. Japan	C	17755
8:00 8:15 p.m.	0100 0115	Vatican R.	B	11845, 9605, 6015
8:00 8:20 p.m.	0100 0120	RAI, Italy	B	11800, 9575
8:00 8:25 p.m.	0100 0125	Kol Israel	A	15583, 11638, 9815

8:00-8:30 p.m. 0100 0130 R. Argentina  
8:00-8:30 p.m. 0100 0130 R. Mexico  
8:00-8:30 p.m. 0100-0130 R. Budapest

8:00-8:30 p.m. 0100-0130 R. Canada International  
8:00-8:55 p.m. 0100 0155 R. Prague  
8:00-8:55 p.m. 0100 0155 R. Peking  
8:00-9:00 p.m. 0100-0200 V. of Free China  
8:00-9:00 p.m. 0100 0200 R. Moscow

8:00-9:00 p.m. 0100 0200 AFRTS, Los Angeles  
8:00-9:00 p.m. 0100 0200 WYFR, Family Radio  
8:00-10:30 p.m. 0100 0330 R. Australia  
8:00-11:50 p.m. 0100 0450 R. Habana Cuba  
8:20 p.m. 12-10 a.m. 0120 0510 R. Belize  
8:20-8:50 p.m. 0120-0150 V. of Germany

8:30-8:45 p.m. 0130-0145 V. of Greece  
8:30-8:57 p.m. 0130 0157 Austrian Radio  
8:30-8:55 p.m. 0130 0155 R. Tirana  
8:30-9:15 p.m. 0130 0215 R. Berlin International  
8:30-9:30 p.m. 0130 0230 R. Japan  
8:45-9:15 p.m. 0145 0215 Swiss R. International  
9:00-9:15 p.m. 0200 0215 R. Japan  
9:00-9:25 p.m. 0200 0225 Kol Israel  
9:00-9:30 p.m. 0200 0230 R. Canada International  
9:00-9:30 p.m. 0200 0230 R. Norway  
9:00-9:30 p.m. 0200 0230 R. Kiev  
9:00-9:30 p.m. 0200 0230 R. Budapest

9:00-9:40 p.m. 0200 0240 R. Polonia  
9:00-9:50 p.m. 0200-0250 R. RSA  
9:00-9:55 p.m. 0200 0255 R. Bucharest

9:00-9:55 p.m. 0200 0255 R. Peking  
9:00-10:00 p.m. 0200 0300 R. Nacional, Brazil  
9:00-10:00 p.m. 0200 0300 R. Moscow

9:00-10:30 p.m. 0200-0330 R. Cairo  
9:00-11:00 p.m. 0200 0400 VOA  
9:00-11:30 p.m. 0200-0430 AFRTS, Los Angeles  
9:00-12:00 p.m. 0200 0500 WYFR, Family Radio  
9:30-9:45 p.m. 0230 0245 R. Pakistan  
9:30-9:45 p.m. 0230 0245 UN Radio

9:30-9:55 p.m. 0230 0255 R. Tirana  
9:30-10:00 p.m. 0230 0300 R. Lebanon  
9:30-10:00 p.m. 0230 0300 R. Finland  
9:30-10:00 p.m. 0230 0300 R. Sweden  
9:30-10:15 p.m. 0230 0315 R. Berlin International  
9:30-10:25 p.m. 0230 0325 R. Netherland  
9:30-10:30 p.m. 0230 0330 R. Korea  
9:30-10:30 p.m. 0230 0330 BBC

9:30-12:00 p.m. 0230 0500 HCJB, Ecuador  
9:51-9:58 p.m. 0351 0358 V. of Yerevan  
10:00-10:15 p.m. 0300 0315 R. Japan  
10:00-10:15 p.m. 0300-0315 R. Budapest

10:00-10:25 p.m. 0300-0325 R. Polonia  
10:00-10:30 p.m. 0300-0330 R. Canada International  
10:00-10:30 p.m. 0300-0330 R. Portugal  
10:00-10:30 p.m. 0300 0330 R. Australia  
10:00-10:50 p.m. 0300-0350 V. of Free China  
10:00-10:55 p.m. 0300 0355 R. Prague  
10:00-10:55 p.m. 0300-0355 R. Peking  
10:00-11:00 p.m. 0300 0400 R. Moscow World Service

10:00-11:00 p.m. 0300-0400 TIFC Costa Rica  
10:00-11:00 p.m. 0300 0400 R. Baghdad  
10:00-11:15 p.m. 0300-0415 R. Uganda  
10:00-11:26 p.m. 0300-0426 R. RSA  
10:00-11:30 p.m. 0300-0430 R. Cultural, Guatemala  
10:00 p.m.-1:00 a.m. 0300 0600 HRVC, Honduras  
10:00 p.m.-2:00 a.m. 0300-0700 R. Moscow

10:00 p.m.-2:30 a.m. 0300-0730 VOA  
10:25 p.m.-1:00 a.m. 0325 R. One, Zimbabwe  
10:30-10:55 p.m. 0330-0355 R. Tirana  
10:30-10:57 p.m. 0330 0357 U.A.E. Radio, Dubai  
10:30-10:57 p.m. 0330-0357 Austrian Radio  
10:30-11:00 p.m. 0330-0400 R. Australia

10:30-11:45 p.m. 0330-0445 BBC  
10:30-12:00 p.m. 0330 0500 AWR Guatemala  
10:30 p.m.-1:00 a.m. 0330-0600 R. Habana Cuba  
10:40-10:47 p.m. 0340-0347 V. of Greece  
10:50-11:10 p.m. 0350-0410 RAI, Italy  
11:00-11:15 p.m. 0400-0415 R. Japan  
11:00-11:30 p.m. 0400-0430 R. Bucharest

11:00-11:30 p.m. 0400-0430 R. Canada International  
11:00-11:30 p.m. 0400-0430 R. Norway

B 11710 (not Mon.)  
B 15430 (Sun.)  
B 17710, 15220, 11910, 9835, 9585 (not Mon.)  
A 17820, 9755, 5960  
B 11990, 9740, 9540, 7345, 5930  
B 17855, 17680, 15125  
C 17890, 15345, 11825  
A 21530, 17720, 15455, 15140, 12050, 12010, 11960, 11860, 11780, 9765, 9710, 9685, 9610, 9530 (9700 from 0130)  
A 25615, 21570, 15345, 15330, 11790  
B 9715  
B 21740, 17795  
B 11930, 11725  
C 3285, 834  
A 15105, 11865, 9590, 9565, 9545, 6145, 6085, 6040  
B 11730, 9655, 9515 (not Sun.)  
B 9770, 5945  
B 9750, 7120  
C 11970, 9730  
C 21640, 17825, 17725, 15235  
A 15305, 11715, 9725, 6135  
C 17755  
A 15583, 11638, 9815  
A 11940, 9755, 5960  
B 11870, 11860, 9610 (Mon. only)  
B 17870, 15100, 11790, 9665  
B 17710, 15220, 11910, 9835, 9585, 6000  
B 15120, 11815, 9525, 7270, 7145, 6135, 6095 (length varies)  
B 11900, 9585, 5980  
C 11940, 11840, 11735, 9690, 9570, 5990  
B 17855, 17680, 15120  
A 15290, 17830  
A 17720, 15455, 15240, 15140, 12050, 12010, 11960, 11860, 11780, 9710, 9700, 9685, 9610, 9530.  
B 12050, 9475  
A 15205, 9650, 5995  
A 21570, 17765, 11790, 9755, 6030  
A 9715, 5985  
C 21590, 17835, 21745  
A 15240, 6035, 15685 SSB  
10869-SSB (Sat.)  
B 9750, 7120  
C 15170 or 11820 (time varies)  
B 11755, 15400  
B 15315, 11705  
B 11975, 11890, 11840  
A 9590, 6165  
C 15575, 11810  
A 11750, 9580, 9510, 9410, 7325, 6175, 6120, 5975  
A 15155, 9745  
C 17870, 17845, 15100  
C 17755  
B 17710, 15220, 11910, 9835, 9585, 6000 (Wed. & Fri.; Mon. -0330)  
15120, 11815, 9525, 7270, 7145, 6135, 6095 (length varies)  
A 11940, 11845, 9755, 9535, 5960  
B 11925, 6185 or 15125  
C 15260 (Fri.)  
C 17890, 15270, 11825  
B 11990, 9740, 9540, 7345, 5930  
B 17680, 15120  
A 17765, 15460, 11960, 11860, 11780, 9700, 9610, 9530  
C 9645, 5055, (Mon. 0235-0435)  
D 11935  
B 15325 (irregular)  
B 11900, 9585, 7270, 5980  
B 3300 (Mon. 0030-)  
B 4820  
A 17845, 15470, 15455, 15420, (15140 and 15100 to 0400), 12050, 12010, 9790, 9580  
A 15240, 9670, 6040, 6035, 5995  
C 3396 (exc. Sun.)  
B 7300, 6200  
B 15320, 11755  
C 9770, 5945  
B 21680, 17890, 17870,  
17795, 17725  
A 15070, 9410, 6175, 5975  
A 5980  
C 11760, 11725  
B 11730, 9650, 9515 (not Sun.)  
C 21560, 17795, 15330  
C 17755  
C 11940, 11840, 11735, 9690, 9570, 5990  
A 11845, 9755, 9535, 5960  
C 21730, 15175, 11860 (Mon. only)

# SAVE!

MONEY • TIME • FREIGHT

QUALITY STEREO EQUIPMENT AT LOWEST PRICES.

YOUR REQUEST FOR QUOTATION RETURNED SAME DAY.

FACTORY SEALED CARTONS—GUARANTEED AND INSURED.

SAVE ON NAME BRANDS LIKE:

PIONEER SANSUI  
KENWOOD DYNACO  
SHURE SONY  
MARANTZ KOSS

AND MORE THAN 50 OTHERS  
BUY THE MODERN WAY  
BY MAIL—FROM



**iO**  
**Illinois audio**

BANK CARDS ACCEPTED  
12 East Delaware  
Chicago, Illinois 60611  
312-664-0020  
800-621-8042

CIRCLE NO. 29 ON FREE INFORMATION CARD

## AMAZING DEVICES

PHASERS

PPF-1 PHASER PAIN FIELD — This device recently developed and patented in our labs is being evaluated by law enforcement agencies for riot and crowd control. It is now available but soon will come under the jurisdiction of weapons and internal machine control making it unavailable to the public. The device is hand-held and looks like a BUCK ROGERS ray gun. It is hazardous if not used with discretion.

PPF-1 PLANS \$15.00  
IPG-1 INVISIBLE PAIN FIELD GENERATOR — This amazing, simple hand-held device is about the size of a pack of cigarettes and generates a directional field of moderate to intensive pain in the lower part of the head up to a range of 50'. Device is simple and economical to make.  
IPG-1 PLANS \$7.00  
IPG-10 ASSEMBLED & TESTED FOR ANIMAL CONTROL \$49.50

LASERS

RUBY LASER RAY PISTOL — Produces highly intense red beam, capable of burning. A hazardous device. PLANS, PARTS, SOURCES \$15.00  
HIGH POWERED CARBON DIOXIDE BURNING AND CUTTING. Complete plans and all parts sources \$15.00  
SOLID STATE IR 12 WATTIS with built in power supply plans \$8.00 Complete kit with collimator \$74.00  
POCKET LASER pulsed, visible red plans \$7.00 Complete kit \$39.50 Also complete plans and parts sources for RUBY, YAG, NODYMIUM, HeNe ARGON, DYE, NITROGEN and many more lasers.


SECURITY

SNP-2 SNOOPER PHONE — Dial home or office phone while on vacation activating sensitive mike without phone ringing. Excellent property protection and intrusion device.  
SNP2 PLANS \$7.00  
SNP2K ALL PARTS \$49.50  
SNP20 ASSEMBLED AND TESTED \$99.50

LONG RANGE XMTR PLANS \$7.00  
SEE-IN-THE-DARK PLANS \$10.00  
DIRECTIONAL SHOTGUN MIKE PLANS \$8.00  
SUPER SENSITIVE PARABOLIC MIKE PLANS \$8.00  
SOUND & TELEPHONE OPERATED TAPE RECORDER \$7.00  
CATALOGON PLANS, KITS & FINISHED UNITS \$1.00

Send check or money order to  
**SCIENTIFIC SYSTEMS, Dept. Q1, Box 716**  
**AMHERST, N.H. 03031**

CIRCLE NO. 51 ON FREE INFORMATION CARD



## DON'T BLAME THE SOFTWARE!

Power Line Spikes and Hash often cause memory loss or erratic operation. Often floppies, printer & processor interact!

OUR unique ISOLATORS eliminate equipment interaction AND curb damaging Power Line Spikes, Surges and Hash.

3 filtered 3-prong sockets and integral Spike Suppression. 125 VAC. 15 Amp, 1875 W Total — 1 KW per socket.

ISO-1 ISOLATOR. 3 Filtered Sockets; 1000 Amp 8/20 usec Spike Suppressor ..... \$62.95

ISO-4 ISOLATOR. 6 Filtered Sockets; 1000 Amp 8/20 usec Spike Suppressor ..... \$106.95

ISO-3 SUPER-ISOLATOR. 3 DUAL filtered Sockets; 2000 Amp 8/20 usec Spike Suppressor ..... \$95.95

ISO-7 SUPER-ISOLATOR. 5 DUAL filtered Sockets; 2000 Amp 8/20 usec Spike Suppressor ..... \$154.95

Master Charge, Visa, American Express

TOLL FREE ORDER DESK 1-800-225-4876 (except AK, HI, MA, PR & Canada)

### Electronic Specialists, Inc.

171 South Main Street, Natick, MA 01760  
Technical & Non-800: 1-617-655-1532

CIRCLE NO. 17 ON FREE INFORMATION CARD

## Remove Vocals

Remove the lead vocal and substitute your own voice with most stereo recordings using our new, low cost VOCAL ZAPPER™. Great for practice, professional demos or just for fun.

WITH THE

# VOCAL ZAPPER™



FROM PAIA Electronics, Inc.  
1020 W. Wilshire, Oklahoma City, OK 73116 - (405)843-9626

Rush my Vocal Zapper Kit, \$24.95 plus \$3 postage & handling enclosed.

Send assembled Vocal Zapper, \$39.95 plus \$3 postage & handling enclosed.

Send Free Catalog

name \_\_\_\_\_

address \_\_\_\_\_

city \_\_\_\_\_ state \_\_\_\_\_ zip \_\_\_\_\_

Visa  MC  card no. \_\_\_\_\_

PAIA Electronics, dept. 6P, 1020 W. Wilshire, Okla. City, OK 73116

CIRCLE NO. 44 ON FREE INFORMATION CARD

11:00-11:30 p.m. 0400-0430 R. Mozambique  
11:00-11:55 p.m. 0400-0455 R. Peking  
11:00-12:00 p.m. 0400-0500 R. Sofia  
11:00-12:00 p.m. 0400-0500 R. Australia  
11:00-12:00 p.m. 0400-0500 R. Moscow World Service  
11:00 p.m. 1:00 a.m. 0400-0600 TWR, Bonaire  
11:05 11:50 p.m. 0405-0450 FEBA, Seychelles  
11:30-11:57 p.m. 0430-0457 Austrian R.  
11:30-12:00 p.m. 0430-0500 Swiss R. International  
11:30 p.m. 1:00 a.m. 0430-0600 AFRTS, Los Angeles  
11:45-12:00 p.m. 0445-0500 Vatican Radio  
11:45 p.m. 12:45 a.m. 0445-0545 BBC  
11:55 p.m. 1:00 a.m. 0455-0600 V. of Nigeria  
12:00-12:15 a.m. 0500-0515 Kol Israel  
12:00-12:15 a.m. 0500-0515 R. Japan  
12:00-12:30 a.m. 0500-0530 R. Portugal  
12:00-1:00 a.m. 0500-0600 R. Australia

12:00 1:00 a.m. 0500-0600 WYFR, Family Radio  
12:00-1:00 a.m. 0500-0600 R. Moscow World Service  
12:00-2:00 a.m. 0500-0700 HCBJ, Ecuador  
12:00-3:00 a.m. 0500-0800 R. Kuwait  
2:00-3:00 a.m. 0500-0800 R. Nigeria, Kaduna  
12:00-5:00 a.m. 0500-1000 V. of Cuba  
12:10-12:45 a.m. 0510-0545 UAE Radio, Dubai  
12:15-1:15 a.m. 0515-0615 Spanish Foreign R.  
12:22-12:30 a.m. 0522-0530 UN Radio  
12:30-12:40 p.m. 0530-0540 R. Garoua, Cameroon  
12:30-12:50 a.m. 0530-0550 V. of Germany  
12:30-1:00 a.m. 0530-0600 R. Ghana  
12:30-1:25 a.m. 0530-0625 R. Nederland  
12:45-1:00 a.m. 0545-0600 UN Radio  
12:45-1:30 a.m. 0545-0630 R. Berlin Int.  
12:45-2:30 a.m. 0545-0730 BBC

1:00 1:15 a.m. 0600-0615 R. Japan  
1:00 1:30 a.m. 0600-0630 V. of Germany  
1:00 1:30 a.m. 0600-0630 R. Norway  
1:00 1:30 a.m. 0600-0630 R. Australia

1:00-2:00 a.m. 0600-0700 AFRTS, Los Angeles  
1:00 2:00 a.m. 0600-0730 HCBJ, Ecuador  
1:00 3:00 a.m. 0600-0800 V. of Nigeria  
1:15 1:30 a.m. 0615-0630 R. Canada International

1:25-3:00 a.m. 0625-0800 TWR, Monte Carlo  
1:25-3:55 a.m. 0625-0855 V. of Malaysia  
1:30-2:00 a.m. 0630-0700 R. Australia  
1:30-2:00 a.m. 0630-0700 Radio Polonia  
1:30-2:30 a.m. 0630-0730 R. RSA  
1:30-3:00 a.m. 0630-0800 R. Habana Cuba  
1:40-7:25 a.m. 0640-1225 R. New Zealand  
1:45-2:00 a.m. 0645-0700 R. Canada International

1:45-2:00 a.m. 0645-0700 UN Radio  
1:57-4:55 a.m. 0657-0955 V. of Philippines  
2:00-2:15 a.m. 0700-0715 R. Japan  
2:00-2:20 a.m. 0700-0720 R. Nederland  
2:00-2:30 a.m. 0700-0730 Swiss Radio Int.  
2:00-3:00 a.m. 0700-0800 Xandir Malta  
2:00-3:00 a.m. 0700-0800 ELWA, Liberia  
2:00-3:00 a.m. 0700-0800 V. of Vietnam  
2:00-4:00 a.m. 0700-0900 R. Australia  
2:00-5:30 a.m. 0700-1030 HCBJ, Ecuador  
2:07-2:15 a.m. 0707-0715 UN Radio  
2:30-3:25 a.m. 0730-0825 R. Nederland  
2:30-4:00 a.m. 0730-0900 BBC  
2:30-6:30 a.m. 0730-1130 Solomon Isl. Broadcasting  
2:30-9:00 a.m. 0730-1400 NBC, Papua New Guinea  
2:30-9:02 a.m. 0730-1402 ABC Melbourne  
2:37-2:45 a.m. 0737-0745 UN Radio  
2:45-4:30 a.m. 0745-0930 KTWR, Guam  
2:55 a.m. -fade 0755- Action Radio, Guyana  
2:55-3:05 a.m. 0755-0805 V. of Guatemala  
3:00-3:15 a.m. 0800-0815 R. Japan  
3:00-3:30 a.m. 0800-0830 R. Norway  
3:00-3:15 a.m. 0800-0815 UN Radio  
3:00 4:00 a.m. 0800-0900 R. Korea  
3:00-9:00 a.m. 0800-1400 R. East Coast Commercial  
3:30-3:35 a.m. 0830-0835 UN Radio  
3:30-4:25 a.m. 0830-0925 R. Nederland  
3:30-5:00 a.m. 0830-1000 FEBC, Philippines  
24 Hours 24 Hours CFRX, Toronto

C 4855, 3265  
B 17680, 15120  
C 11860r  
B 21680, 21650, 21525, 17890, 17870, 17795, 17755, 17725, 15320, 15240, 15160  
A 17765, 15460, 12055, 11960, 11790, 9610, 9530  
A 9755  
C 15400r  
B 12015  
B 11715, 9725  
A 17765, 11790, 15330, 9755, 6030  
C 6210 or 6190  
A 15070, 9510, 9410, 6175, 5975  
C 7255  
B 17710, 15105, 15583, 11638  
C 15430  
B 9575 or 11925, 6185  
C 21680, 17890, 17870, 17725, 15240, 15160  
A 9705, 5985  
B 17730, 15460, 11790  
B 9745, 6095, 11915  
C 21545 or 15345  
B 4770 (not all Eng.)  
B 550  
C 17810, 17775r  
B 11880, 9630  
A 9540, 6055 (Tue. Sat.)  
C 5010  
A 11905, 9650, 9545, 6100, 5960  
C 3366, 4915  
A 9715, 6165  
A 9540, 6055 (Tue. Sat.)  
B 17700, 15100  
B 15070, 11955, 11860, 9640, 9510, 9410, 7150, 6175  
C 15430  
C 17875, 15275, 11905, 11765, 9700  
B 21655, 15170, 11860 (Mon. only)  
C 21680, 21525, 17870, 17795, 17755, 17725, 15240, 15160  
B 11790, 9755, 6030  
C 11835, 15225  
C 15185, 15120, 17800  
B 17860, 15325, 11960, 11825, 11775, 9760, 9590, 7135, 6140, 6045 (Mon-Fri)  
B 9495r (Sun. to 1000)  
C 15295, 12350, 9750  
C 21680, 17870, 17725, 15240, 15115  
B 9675, 7270  
B 21535, 17780, 15220  
A 9525  
C 11945  
B 17860, 15325, 11960, 11825, 11775, 9760, 9590, 7135, 6140, 6045 (Mon-Fri)  
A 15125, 11735 (Sat.)  
C 9578 (not all English)  
C 15430, (15170r via Portugal)  
C 25650, 21480, 17605, 11720, 9895  
C 21520, 15305, 9535, 9560  
C 9670 (Sat.) (irregular)  
C 11830  
C 7512, 9840, 6383  
B 21680, 17725, 15115, 11740, 9570  
C 11900, 9745, 6130  
A 17815, 15195 (Sat.)  
B 9770, 9715  
B 15070, 11955, 9640, 9510  
C 9545 or 5020 (Not all Eng.)  
C 4890, 3925 (not all Eng.)  
C 9680  
A 17815, 15195 (Sat.)  
B 11840  
C 5950  
B 6180, 640 (time varies)  
B 9505  
C 15135, 11850 (Sun.)  
A 17860, 15235, 15125, 11735 (Sat.)  
B 15575, 11810, 9870  
D 11578r (Sat.)  
A 15250, 10385, 9565 (Sat.)  
B 9715  
C 11890 or 11765  
C 6070

#### Explanatory Notes.

1. Times in first column are EST/CDT. For ADT add 2 hours; EDT add 1 hour; MDT, subtract 1 hour; MST/PDT, subtract 2 hours. Days of week are in GMT.
2. Quality A—strong signal and very reliable reception. B—regular reception. C—occasional reception under favorable conditions. D—rarely audible. These ratings are for locations in the central USA. European and African stations are in general, more reliably received in eastern North America. Asian and Pacific stations are more reliably received in western North America. North American stations are received well except in areas too close to the transmitter site.
3. The information in this listing is correct to press time. However, frequencies and schedules are constantly changing. Listen to "DX Digest" on R. Canada International for late changes, Saturday at 2130; Sunday at 1930; GMT Mondays at 0100 and 0400.
4. R.—Radio; V.—Voice

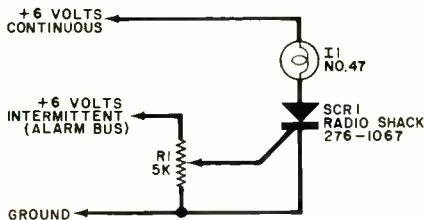
1 = frequent changes



# TIPS & TECHNIQUES

## Memory Circuit for Alarm Systems

Many simple alarm systems offer reliable performance but lack one convenience—a memory circuit. Such a memory circuit would alert the owner upon arriving at his premises that the alarm system has been triggered and that he should enter cautiously (if at all). Shown in the figure is a memory circuit

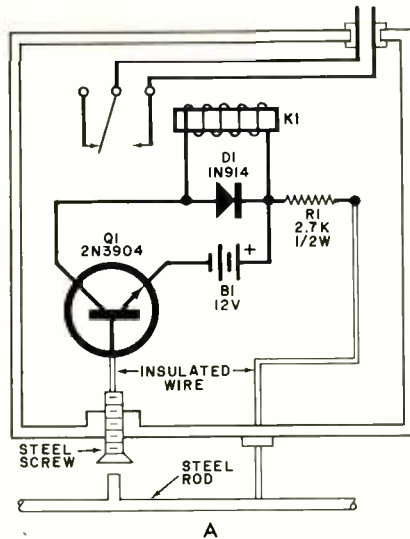


that I added to my alarm system. It takes advantage of the system's continuously available +6-volt supply and the +6 volts that appears on the local-alarm bus during the alerting interval. The 5-k $\Omega$  linear-taper potentiometer functions as a voltage divider. It is adjusted to keep the voltage applied to the gate of the SCR within the +1.5-volt maximum rating of the Radio Shack device used. The lamp is installed near the garage door where it is easily checked upon returning home. Although the alarm system resets itself automatically after a fixed time interval, the remote lamp continues to glow until switch *S1* is momentarily opened.—*Edward B. Harris, Spring Valley, NY.*

## Perforated Construction Aid

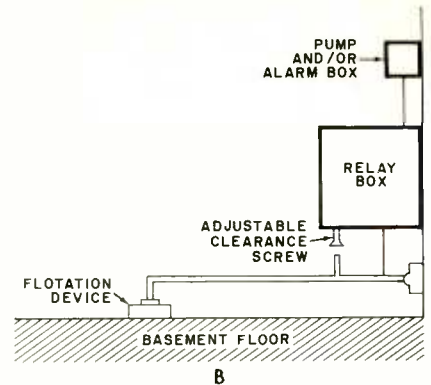
Those who assemble electronic projects using perforated board and point-to-point wiring techniques can obtain more professional results in less time if the board is photocopied before it is wired. Such photocopies will contain arrays of dots corresponding to the board's holes, and the spacing between adjacent dots will be almost exactly the same as that between adjacent board perforations. Prototype component layouts and wiring pictorials can be drawn on photocopies of the board using full-size renditions of the components to be mounted on it.

Working out the "bugs" of a circuit board on paper at the proper scales reduces assembly time and results in improved project appearance. Component spacing on the board will be perfect if the art-work is used as a guide during construction. What's more, a permanent record is generated, simplifying circuit duplication should that be necessary in the future.—*J.C. Smolski, Wilton, NH.*



## Basement Flood Alarm

This circuit is intended for those people who are unlucky enough to have leaky basements. It is designed to give a resident early warning of rising water so that he can take the necessary steps to correct the problem. It is shown schematically in Fig. A. Battery *B1* is a 12-volt power source and can be two 6-volt lantern batteries or 8 D cells connected in series. When the rising water causes the steel rod to contact the screw (by means



of a flotation device as shown in Fig. B), base current flows through *Q1*. The transistor then conducts and energizes relay *K1*. The relay contacts can be connected to an alarm, a pump, or any combination of devices.

The only precautions that must be observed are that the relay contacts are rated to handle the current drawn by the load(s) connected to them and that the coil current does not exceed the rated collector current of *Q1* (200 mA). The best location for the flood alarm is either in a corner of the basement or at a low spot where water should most likely collect. The screw is adjustable so that the relay will be energized when the water reaches a predetermined level.—*Donald R. Swenson, Webster, WI.*

# Do you want Advertising or Information?

Sure ads in a magazine are helpful... in fact, few will be more helpful to you than this one, which can save you hundreds of dollars... but you want to get as much information as you can. This is why Kilobaud **MICROCOMPUTING** bears some investigation.

To put it right on the line... so far this year **MICROCOMPUTING** has published 309 articles (technical programs you can use, mostly written for the newcomer to computing). Compare that with #2 in the field, **80 MICROCOMPUTING**, which has only published 257 articles. Number three is **Byte** with 93 articles... way down the list when it comes to giving you information.

Remember that it is solely through magazine articles that you can keep up with the state of the art. Books are a year behind. Only through magazines can you have an invaluable encyclopedia of microcomputer information. **MICROCOMPUTING** has published 1148 articles during the past year. No other magazine has even come close to giving you so much valuable information.

Send in the coupon below and we'll send you an issue of **MICROCOMPUTING** plus an invoice for \$25 (you save about one-third the cost of the magazine in the stores). If you aren't absolutely delighted with that first issue, just cancel the subscription. What could be fairer than that?

YES!... Bill me \$25 for one year.

Name \_\_\_\_\_

Address \_\_\_\_\_

City \_\_\_\_\_ State \_\_\_\_\_ Zip \_\_\_\_\_

Canadian \$27/1 year only. Foreign \$35/1 year only, US funds.

Please allow 6-8 weeks for delivery.

Kilobaud Microcomputing • PO Box 997 • Farmingdale NY 11737

7UBP

# FREE 48-Page Catalog

A new, free 48-page catalog is free from Creative Computing and Peripherals Plus. To help buyers make intelligent purchasing decisions, the product descriptions are exceptionally comprehensive and include screen photos in the software section.

The catalog describes 20 books on programming, games, and educational applications; 160 software packages for Apple, Atari, TRS-80, PET, CP/M, TI, Sorcerer and Sol computers; 3 magazines (*Creative Computing*, *Microsystems*, and *SYNC*); 5 graphics and music peripherals; an LP record; board game; 8 T-shirts and an eclectic assortment of other products for the personal computer user.

To get your free copy, simply drop a card or note to the address below.

**creative computing**

Attn: Charlene  
39 East Hanover Avenue  
Morris Plains, NJ 07960

CIRCLE NO. 9 ON FREE INFORMATION CARD

## CALCULATOR SAVINGS

**hp** HEWLETT  
PACKARD



HP-32E Scientific	\$42.95
HP-33C Programmable	68.95
HP-34C Adv. Program	114.95
HP-37E Financial	58.95
HP-38C Adv. Financial	114.95
HP-41C Alpha Program	187.95
HP-41CV (Full Memory)	237.95
HP-41CV Syst. I (w/crd.rdr)	379.95
HP-41CV Syst. II (C.R. Prtr)	639.95
Card Reader/41	164.95
Printer/41	289.95
Optical Wand/41	92.95
Memory Module/41C	23.95
Quad Memory/41C	76.95
HP-67 Programmable	287.95
HP-97 Desk Program	579.95
HP-85 Desk Computer	2495.00

Call for Low Prices on all Calculator and Computer Accessories.

### TEXAS INSTRUMENTS

TI-35	\$19.95	TI-59	\$209.95	TI-99/4 Console	\$449.95
TI-55	32.95	PC-100C	159.95	Language Tutor	129.95
TI-57	39.95	Progrmr	49.95	Speak & Spell	59.95
TI-58C	99.95	TI-5040	67.95	Business Analyst II	39.95

Call for Low Prices on All TI Calculators and Watches

<b>Sharp</b>	PC-1211 Handheld Computer	CALL
	EL-5100 Alphanumeric scientific programmable	69.95
	EL-5101 Alphanumeric scientific programmable	39.95
	EL-6200 Compact message center, 37 alarms	84.95
	EL-7000 Miniature typewriter and calculator	99.95
	CT-600E Talking digital alarm clock	59.95
<b>Casio</b>	FX-602P Slim programmable, 500 steps	79.95
	FX-3500P Slim programmable, 38 steps	34.95
	ML-75 12 melody credit card calc. w/alarm	34.95
	M-10 Compact musical keyboard	124.95
	W-100 Water sports alarm chrono, 325 feet	34.95
	M-12 12 melody alarm chrono	39.95
	CA-90 Calculator alarm chrono watch	44.95
<b>Pearlco</b>	S202 Microcassette tape recorder	79.95
	S802 Two-speed, two-hour recorder	99.95
	S801 Olympus smallest, two-hour	139.95
<b>Craig</b>	M100 Language translator	69.95
<b>Canon</b>	P5-D Smallest rechargeable print and display	49.95
	P10-D World's most popular mini printer	69.95

For faster delivery use cashier's check or money order. Add shipping: 1% of your order (\$2.75 min.). East of Missp. Riv. add \$1.50. CA Res add 6%. Subject to availability. VISA and MC accepted.

ORDER 800-421-5188 Outside  
TOLL-FREE Information line (213) 633-3262 CA, AK, HI

**tam's**  
INCORPORATED

Tam's Dept. PE-5  
14932 Garfield Ave.  
Paramount, CA 90723  
(213) 633-3262

CIRCLE NO. 57 ON FREE INFORMATION CARD

# ELECTRONICS LIBRARY

## Digital Electronics

by Christopher E. Strangio

This book can serve as a comprehensive introduction to digital electronics. It ranges from basic concepts right on up complex to digital computers. Early chapters are devoted to entry-level discussions of logic concepts, boolean algebra, combinational logic circuits and Karnaugh mapping, binary number operations, and the octal and hexa-decimal codes. Details for analyzing and designing flip-flop, counter, and sequential circuits are then discussed, followed by practical digital-circuit fault analysis. Published by Prentice-Hall, Inc., Englewood Cliffs, NJ 07632. Hard cover. 523 pages. \$24.95.

## CRT Controller Handbook

by Gerry Kane

Here's a reference book for the person who wants to understand design of controller circuits for displaying alphanumeric and graphics on the screen of a cathode ray tube. The first chapter provides general information on the basics of CRT operation. After covering technical details of the CRT itself, it delves into such topics as character-generation logic, screen memory, manipulation of screen data, etc., and finishes up with a section that compares five popular LSI controller chips. Each of the remaining five chapters is devoted to detailed descriptions of one of these controller chips. Published by Osborne/McGraw-Hill, 630 Bancroft Way, Berkeley, CA 94710. Soft cover. 216 pages. \$6.99.

## Pascal

by David L. Heiserman

If you're thinking of moving up to Pascal programming with your microcomputer, this book offers a painless way of learning how to use and manipulate this powerful high-level computer language. The example used in the text is Tiny Pascal written for a TRS-80 II microcomputer. (Tiny Pascal for microcomputers is an abbreviated form of Standard Pascal that can be run only in large computer systems.) Except for a few graphics commands unique to the TRS-80, the material covered in this book is equally applicable to almost any other microcomputer/Pascal system. The text makes no assumption that the reader is conversant with Pascal. To this end, every step is clearly spelled out, from powering up the TRS-80 to running programs written in Pascal.

Published by Tab Books, Blue Ridge Summit, PA 17214. Soft cover. 350 pages. \$9.95.

POPULAR ELECTRONICS

# Experience The World's Most Versatile Microcomputer



**IMSAI**<sup>TM</sup>  
**8080**

Kit	\$599.00
Assembled	\$799.00
Includes:	<ul style="list-style-type: none"> <li>• 22-Slot Motherboard with Sockets</li> <li>• 28 Amp Power Supply</li> <li>• MPU-A 8080 2 Mhz. Processor</li> <li>• Programmer's Front Panel</li> </ul>

Send Check or Money Order to

**IMSAI** Computer Division of the Fischer-Freitas Corporation  
910 81st Avenue, Bldg. 14 • Oakland, CA 94621  
**415/635-7615**

Imsai is a trademark of the Fischer-Freitas Corporation

CIRCLE NO. 56 ON FREE INFORMATION CARD

www.americanradiohistory.com

# OPERATION ASSIST

If you need information on outdated or rare equipment—a schematic parts list etc.—another reader might be able to assist. Simply send a postcard to Operation Assist: POPULAR ELECTRONICS 1 Park Ave. New York NY 10016. For those who can help readers please respond directly to them. They'll appreciate it! (Only those items regarding equipment not available from normal sources are published.)

Hickok model 610A alignment signal generator (serial #4211032). Precision model #200-C signal generator and Pioneer model QL600 quadrizer amplifier. Need operation manuals and schematics. David Gettys, 3305 Wayside, Ft. Worth, TX 76110.

Borg Warner model El-1 electronic ignition kit. Need schematic and parts list. Robert Seward, 808 Shoreham, Grosse Pointe Woods, MI 48236.

Test model 1006-007 converter. Need schematic and service manual. E. Smith, Box 688, Greenwood, IN 46142.

National NC57M and Hallicrafters S-38 general coverage receivers. Need schematics, operating manuals and alignment manuals. Michael O'Neil, 43 Spring Garden St., Valley Stream, NY 11580.

Electronic Research Associates, model TR36-4M power supply and Atwater Kent model 60 radio. Need any information available. Paul B. Shelton, 9004 E. 29th Pl., Tulsa, OK 74129.

Grundig model S0121 stereo console. Need schematic. Nils Kinne, 2 Stark St., Nashua, NH 03060.

Chicago Industrial Instrument Co., VTVM model 504. Need schematic or bridge circuit information. C. Bischoff, 533 Forest Rd., Wayne, PA 19087.

E&R Research Co., power supply model 138A3A. Need schematic. E. M. Crush, 9302 Ledbury Rd., Richmond, VA 23229.

Sony superscope model 555-A. Need operating manual and schematic. Herbert W. Klumpe, III, Box 32, Catskill Turnpike, Meredith, NY 13805.

Mostek series MK50310 calculator. Need spec sheet and printed circuit board. Duane Kincheloe, Box 287, Iola, KS 66749.

U.S. Navy OS-8 scope. Need manual and schematic. Randall Keils, 127 Elm St., Kalamazoo, MI 49007.

Sears Silvertone model 6026, service #132.602601 TV. Need schematic and service literature. Vaughn Dade, 225 Gale St., Akron, OH 44302.

Melcor model SC535 calculator. Need schematic and repair instruction. Moe Lynn, 10644-146 St., Edmonton AB, Canada T5N3A7.

RCA WV-98-B senior voltohmmyst. Need schematic. C. Mazurek, 1963 Evergreen Ave., Chicago, IL 60622.

Dynamic Instrumentation model 4132 micrometer and Sorenson dc power supply, model DCR150-15. Need servicing information. J. A. Call, 1876 E. 2990 So., Salt Lake City, UT 84106.

Koss Pro 4AA stereophones. Need diaphragm and voice coil. Timothy Hu, 906 N. Ash St., Gordon, NB 69343.

B&K Precision model 960 transistor radio analyst. Need operating manual and realignment guide. Wilfrid Joseph Cote III, 704 So. Filbert St., Stockton, CA 95205.

Fisher solid state stereo model A-192. Need schematic. Norman Cizek, 1212 Kinne St., East Syracuse, NY 13057.

National model NC-57 transceiver. Need schematic and owner's manual. Paul Cesario, 192-2 Bolton St., Marlboro, MA 01752.

Knight model KG-2000 scope. Need schematic and instruction manual. Craig Suhr, Page, NC 58064.

Texas Instruments model TI-58 programmable calculator. Need schematic. Bernard Eisenkratt, 1043 E. 81 St., Brooklyn, NY 11236.

Allied Radio #83Y125 305009 VTVM. Need schematic and manual. G. L. Jones, 10071 N.E. South Beach Dr., Bainbridge Island, WA 98110.

Eico model 360 signal generator and B & K model 177 VTVM. Need parts, service data and schematics. Victor S. Lopez Avila, N. Garcia y Lastres 258-260, Urb. Ingenieria, Lima, Peru.

Lafayette model 99-33094 antenna impedance meter and Hallicrafters model SW-100 receiver. Need service manuals. Peter Calendo, 968 Hertel Avenue, Buffalo, NY 14216.

Umtech videobrain computer. Need schematic and source for cartridges and interface. Bruce North, 2477 Dalton, Ann Arbor, MI 48104.

Instrument Designs, Inc. model 657 engine analyzer. Need service information. Paul Fleming, 8008 Comet Dr., Oxon Hill, MD 20022.

Kinsman model E organ. Need any information available. John D. Guerard, 306 N. 2nd St., Alhambra, CA 91801.

Lavoie Labs military surplus U.S. Navy OS-62B/USM SO oscilloscope. Need schematics and manuals. Tom Jasinski, 503 Jensen, Shorewood, IL 60436.

Claricon Products 36-215 (tuner) and 36-155 (amplifier). Need schematics. Howard Karsh, 97 Third Avenue, New York, NY 10003.

Allied Radio model 498 receiver. Need schematic and operation manual. G. Hill, 8109 St. David Ct., Springfield, VA 22153.

Hallicrafters S-120 receiver. Need schematic, alignment information and manual. Kurt R. Warner, 1332 S.E. Center St., Portland, OR 97202.

Midland 13-880 23 channel CB. Need pc board. L. Harrison, 205 Stone, Joliet, IL 60435.

RCA model 73B mono record master cutting machine. Need instruction manual, parts or any information available. Thomas Squidd, Box 261, Madison Hts., MI 48071.

Knight-Kit model KG-2000 oscilloscope. Need calibration and maintenance manual and schematic. Melvin Thomas, 1793 S. Hamilton Blvd., Pomona, CA 91766.

Hallicrafters model SW-500 receiver. Need schematic and alignment procedures. F. C. Lester, 2610 W. Verdugo Ave., Burbank, CA 91505.

Manke Instruments ac volt meter. Need instruction book. Donald Bisbee, 685 S. Roys Ave., Columbus, OH 43204.

Precision electronic tube tester, series 10-12 and 1015. Need tube charts form MRC-C2A. Peter J. Cotte, 372 W. Scott Ave., Rahway, NJ 07065.

Lectrotech model V-7 generator. Need all information available. Ernest Evans, Box 275A Kiltatny, R.D. 4, Leighton, PA 18235.

Vox Essex bass amplifier. Need schematic. David Doyle, 4515 Benhurst Ave., San Diego, CA 92122.

Elan model 21 ignition scope. Need schematic. Kurt Bendit, 3927 19th St., San Francisco, CA 94114.

B&K model 400 cathode rejuvenator tester and model 700 tube tester. Need schematics, service manuals and operation manuals. Steven Black, 1810 S. Perkins Rd., #4, Stillwater, OK 74074.

Tektronix 585 oscilloscope and type CA plug-in unit. Schematics and manuals needed. Philip Stevens, 5001 Bull Creek #117, Austin, TX 78731.

Sears & Roebuck Co. Silvertone color TV model 4288, chassis #52972480. Need schematic diagram and service manual. Ed Herbert, 410 N. Third St., Minersville, PA 17954.

Components Corp. ring modulator for model TD-687/URR demultiplexer needed. Charles T. Huth, 146 Schonhardt St., Tiffin, OH 44883.

Allied Radio Knight Star Roamer SWR. Need schematic or assembly manual. Paul Yoder, 1438 Lathrop Ave., Racine, WI 53405.

## EAST / WEST

MEGA SALES CO

### SPECIAL OF THE MONTH!



**ATARI 800**  
16K  
\$ 759



**APPLE II Plus 48K**  
\$1169

**EPSON MX-80 PRINTER**  
INTERFACES: IEEE \$55  
TRS-80 \$35. RS-232 \$70  
APPLE INTERFACE  
+ CABLE \$90



**RADIO SHACK**  
16K Level II Model 3  
\$ 875

**NEC 5510 SPINWRITER** \$2495

**INTERTEC SUPERBRAIN**

64K RAM \$2849

OKIDATA MICROLINE - 83 \$ 899

OKIDATA MICROLINE - 80 \$ 469

APPLE DISK

w/3.3 DOS Controller \$ 545

APPLE DISK w/o Controller \$ 435

BASE II Printer \$ 649

**DIABLO 630** \$1995

w/Tractor Option \$ 200

HAZELTINE 1420 \$ 799

NORTHSTAR HORIZON 32K QD \$2975

ATARI 400 8K \$ 399

ATARI 400 16K \$ 499

RADIO SHACK 64K Model 2 \$3449

ANADEX DP - 9500 \$1249

**NEC MONITOR** \$ 219

TELEVIDEO 912C \$ 669

TELEVIDEO 920C \$ 729

TELEVIDEO 950 \$1049

ATARI 825 Printer \$ 729

ATARI 850 Interface \$ 169

ATARI 810 Disk \$ 449

**TWO WAREHOUSE LOCATIONS TO ENSURE FAST DELIVERY!**

## EAST COAST

**1-800-556-7586**

12 Meeting Street  
Cumberland, RI 02864  
1-401-722-1027

## WEST COAST

**1-800-235-3581**

3353 Old Conejo Road  
Newbury Park, CA 91320  
1-805-499-3678



MEGA SALES CO

# PROJECT OF THE MONTH

By Forrest M. Mims

## Steam Engine and Whistle Sound Synthesizer

**T**HIS month's project is for model railroaders and anyone else who appreciates the sounds of old-fashioned steam locomotives. A circuit that recreates those nostalgic sounds is shown in Fig. 1.

Originated at Texas Instruments, the circuit is designed around the SN76477 sound-effects chip. In operation, the output of the chip's noise generator is switched on and off by its super-low-frequency (SLF) oscillator. Potentiometer *R2* controls the switching rate, hence the speed of the engine sound.

When *R2*'s resistance is high, the sound resembles that of a stopped train whose engine is idling. As the potentiometer's effective resistance is reduced, the sound speeds up and resembles that produced by an accelerating train.

The sound of the train's whistle is derived from the output of the voltage controlled oscillator (vco) in the SN76477. The values of *C2* and *R3* control the whistle's pitch. Pressing *S1* activates the whistle.

The output of the SN76477 is amplified by *Q1*, which in turn drives a small 8-ohm speaker. Resistor *R11* controls the amplitude of the sound from the speaker. If you prefer, you can drive an external audio power amplifier with the signal voltage appearing between pin 13 of the IC and ground.

For a little more money, you can buy the SN76488. This chip has everything that the SN76477 has, as well as a built-in amplifier, but it has a different pinout. If you use this chip, omit *Q1* from the circuit in Fig. 1 and connect pin 13 directly to one terminal of the speaker. Connect the second speaker terminal to ground through *C4*. Resistors *R10* and *R11* should be omitted.

A drawback of the circuit in Fig. 1 is that the steam-engine sound generator is disabled when the whistle is activated. This problem can be remedied by adding a simple whistle-multiplexer circuit (Fig. 2) and by removing *S1* from the circuit of Fig. 1.

When activated, the whistle multiplexer, which was also suggested by Texas Instruments, switches the whistle on and off at a rate of 26 kHz. Even though the steam-engine sound is turned off when the whistle is on,

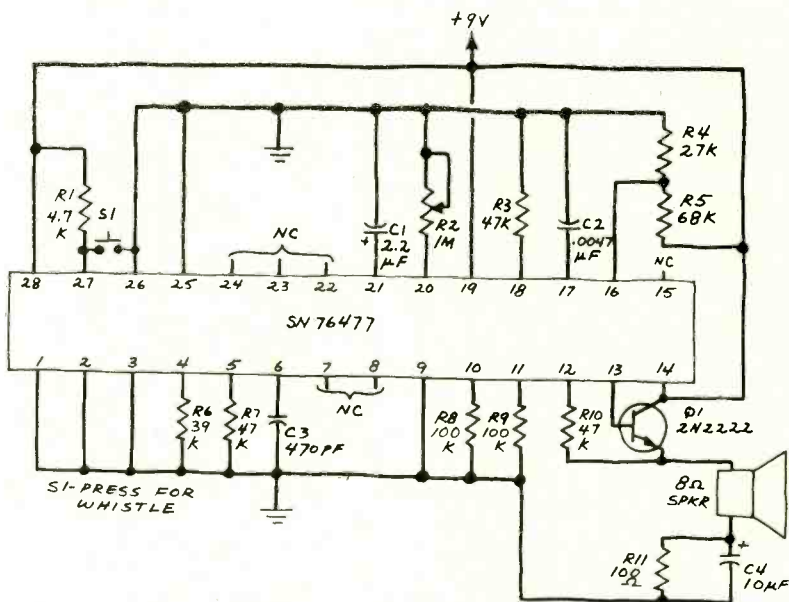


Fig. 1. Schematic using the SN76477 sound-effects chip to generate sounds of a steam locomotive.

the switching rate is far too fast for the ear to detect. Consequently, the whistle seems to be superimposed on the sound of the engine. The only audible effect of the whistle multiplexer

on the steam-engine sound is a slight reduction in volume when the whistle is activated.

Model railroaders might want to modify this circuit so that the engine sound speeds up *automatically* when a model train is accelerating. This can be done with the help of a homemade optoisolator made from a small lamp and a cadmium-sulfide photocell. Use black electrical tape or heat-shrinkable tubing to mount the lamp adjacent to the photocell and to block ambient light.

Connect the lamp in the optoisolator to the train's transformer. Remove *R2* from the circuit of Fig. 1 and connect the photocell in its place. As the train's speed is increased, the lamp will glow more brightly. This will reduce the resistance of the photocell and increase the rate at which the sound-effects generator is switched on and off by the SLF oscillator.

It might be necessary to add a series resistor between the photocell and the circuit to match the sound of the engine with the speed of the train. You can achieve the same result by blacking out part of the photocell's window. ♦

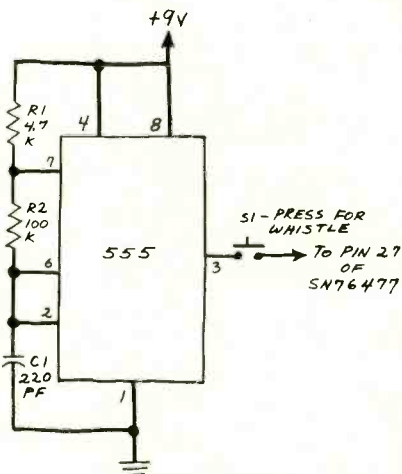


Fig. 2. Whistle multiplexer for steam-engine simulator.

# MICROPROCESSOR SUPPORT I.C.'S

## WE GUARANTEE FACTORY PRIME PARTS

We are going to become the largest supplier of prime microprocessor support I.C.'S. We guarantee that our I.C.'S are purchased from manufacturer authorized distributors. This is the only way to deliver prime parts at the lowest possible prices. Our commitment is to offer the best price and the fastest delivery to our customer. We give many thanks to our valued customers who have helped us grow.

NEC 16Kx1 DYNAMIC RAM 200 N.S.  
These are prime 4116's from one of the best MOS RAM manufacturers in the world.

4116                          200ns  
8 for \$25.00                          32 for 96.00

8080A	CPU	4.95	2708	EPROM 1Kx8	4.95
8085A	CPU	8.95	2716	EPROM 2Kx8	8.95
8086	CPU	99.95	2732	EPROM 4Kx8	21.00
8088	CPU	44.95	4118	STATIC 1Kx8	15.00
Z-80	CPU	10.50	4164	200ns 64Kx1	Call
Z-80A	CPU	12.95	Z80B	CPU	21.00

NEC 1Kx4 STATIC RAM 250 N.S.  
These are prime low power static ram's NEC for the finest in MOS MEMORY.

2114L                          250ns  
8 for \$25.00                          32 for \$96.00

Z80-P10	7.75	8755	49.95	4050	.69	4531	.99	74C925	6.95	74LS107	.45	74LS244	1.95
Z80A-P10	9.75	4000	.35	4051	1.10	4532	1.25	74LS00	.35	74LS109	.45	74LS245	4.95
Z80-CTC	7.75	4001	.35	4052	1.10	4539	.99	74LS01	.28	74LS112	.49	74LS247	1.10
Z80ACTC	9.75	4002	.35	4053	1.10	4543	1.99	74LS02	.28	74LS122	.55	74LS248	1.10
Z80-DMA	22.25	4006	1.39	4055	3.95	4553	3.50	74LS03	.28	74LS123	1.19	74LS249	1.69
Z80A-DMA	27.75	4007	.29	4056	2.95	4555	.75	74LS04	.39	74LS125	1.35	74LS251	1.79
Z80-S10/0	24.95	4008	1.39	4059	9.95	4556	.75	74LS05	.28	74LS126	.89	74LS253	.98
Z80A-S10/0	29.95	4009	.49	4060	1.39	4581	1.99	74LS08	.39	74LS132	.79	74LS257	.98
Z80-S10/1	24.95	4010	.49	4066	.75	4582	1.01	74LS09	.39	74LS136	.59	74LS258	.98
Z80A-S10/1	29.95	4011	.35	4068	.35	4584	.55	74LS10	.28	74LS138	.89	74LS259	2.95
Z80-S10/2	24.95	4012	.29	4069	.35	4585	.99	74LS11	.39	74LS139	.89	74LS260	.69
Z80A-S10/2	29.95	4013	.49	4070	.49	4702	9.95	74LS12	.39	74LS145	1.25	74LS261	2.49
3205	3.95	4014	1.39	4071	.35	74C00	.39	74LS13	.47	74LS148	1.49	74LS266	.59
3242	10.00	4015	1.15	4072	.35	74C02	.39	74LS14	1.25	74LS151	.79	74LS273	1.75
8155	11.25	4016	.59	4073	.35	74C04	.39	74LS15	.39	74LS153	.79	74LS275	4.40
8185	29.95	4017	1.19	4075	.35	74C08	.49	74LS20	.26	74LS155	1.19	74LS279	.59
8185-2	39.95	4018	.99	4076	1.29	74C10	.49	74LS21	.38	74LS156	.99	74LS283	1.10
8202	45.00	4019	.49	4078	.35	74C14	1.65	74LS22	.38	74LS157	.99	74LS290	1.29
8205	3.95	4020	1.19	4081	.35	74C20	.39	74LS26	.39	74LS158	.75	74LS293	1.95
8212	2.00	4021	1.19	4082	.35	74C30	.39	74LS27	.39	74LS160	.98	74LS295	1.10
8214	3.95	4022	1.15	4085	1.95	74C32	.99	74LS28	.39	74LS161	1.15	74LS298	1.29
8216	1.85	4023	.38	4086	.79	74C42	1.85	74LS30	.26	74LS162	.98	74LS324	1.75
8224	2.65	4024	.79	4093	.99	74C48	2.39	74LS32	.39	74LS163	.98	74LS347	1.95
8226	1.85	4025	.38	4099	2.25	74C73	.85	74LS37	.79	74LS164	1.19	74LS348	1.95
8228	5.00	4026	2.50	4104	1.99	74C74	.85	74LS38	.39	74LS165	.89	74LS352	1.65
8238	5.45	4027	.65	4501	.39	74C85	2.49	74LS42	.79	74LS166	2.49	74LS353	1.65
8243	4.65	4028	.85	4502	1.65	74C89	4.95	74LS47	.79	74LS170	1.99	74LS363	1.49
8251A	5.55	4029	1.29	4503	.69	74C90	1.85	74LS48	.79	74LS173	.89	74LS365	.99
8253	9.85	4030	.45	4505	8.95	74C93	1.85	74LS51	.26	74LS174	.99	74LS366	.99
8255A	5.40	4031	3.25	4506	.75	74C95	1.85	74LS54	.35	74LS175	.99	74LS367	.73
8255A-5	5.40	4032	2.15	4507	.95	74C107	1.19	74LS55	.35	74LS181	2.20	74LS368	.73
8257	9.25	4033	2.15	4508	3.95	74C151	2.49	74LS73	.45	74LS190	1.15	74LS373	2.75
8257-5	9.25	4034	3.25	4510	1.39	74C154	3.50	74LS74	.59	74LS191	1.15	74LS374	2.75
8259A	7.30	4035	.95	4511	1.39	74C157	2.10	74LS75	.68	74LS192	.98	74LS375	.69
8271	60.00	4037	1.95	4512	1.39	74C160	2.39	74LS76	.45	74LS193	.98	74LS377	1.95
8275	32.95	4040	1.29	4514	3.95	74C161	2.30	74LS78	.65	74LS194	1.15	74LS385	1.95
8279	10.80	4041	1.25	4515	3.95	74C163	2.39	74LS83	.99	74LS195	.95	74LS386	.65
8279-5	10.80	4042	.95	4516	1.69	74C164	2.39	74LS85	1.19	74LS196	.89	74LS390	1.95
8282	6.70	4043	.85	4519	.99	74C173	2.59	74LS86	.45	74LS197	.89	74LS393	1.95
8283	6.70	4044	.85	4520	1.39	74C174	2.75	74LS90	.75	74LS221	1.49	74LS395	1.70
8284	5.85	4046	1.75	4522	.99	74C175	2.75	74LS92	.75	74LS240	1.95	74LS399	2.95
8286	6.70	4047	1.25	4526	1.15	74C192	2.39	74LS93	.75	74LS241	1.90	74LS424	2.95
8287	6.70	4048	.99	4527	1.75	74C193	2.39	74LS95	.88	74LS242	1.95	74LS668	1.75
8288	25.40	4049	.69	4528	.99	74C195	2.39	74LS96	.98	74LS243	1.95	74LS670	2.29
8289	49.95												

MAIL ORDERS SHOULD BE SENT TO:  
P.O. Box 21432 Seattle, Washington 98111  
Telephone Orders & Inquiries (206) 453-0792  
Minimum Order \$10.00 Add \$3.00 Shipping

**HANLEY ENGINEERING**  
RETAIL STORE  
1644 116th NORTHEAST  
BELLEVUE, WASHINGTON 98005

### FOR THE FINEST IN MICROPROCESSOR SUPPORT I.C.'S

7400		74100	
SN7400N .25		SN74100N .25	
SN7401N .25		SN74101N .25	
SN7402N .25	SN7472N .29	SN74102N .25	
SN7403N .25	SN7473N .39	SN74103N .25	
SN7404N .25	SN7474N .35	SN74104N .25	
SN7405N .25	SN7475N .49	SN74105N .25	
SN7406N .35	SN7476N .55	SN74106N .25	
SN7407N .25	SN7477N .59	SN74107N .25	
SN7409N .29	SN7479N .50	SN74109N .25	
SN7410N .25	SN7480N .50	SN74110N .25	
SN7411N .25	SN7481N .59	SN74111N .25	
SN7412N .25	SN7482N .69	SN74112N .25	
SN7413N .40	SN7483N .69	SN74113N .25	
SN7414N .69	SN7484N .75	SN74114N .25	
SN7415N .69	SN7485N .79	SN74115N .25	
SN7416N .29	SN7486N .89	SN74116N .25	
SN7417N .29	SN7487N .89	SN74117N .25	
SN7420N .25	SN7489N .89	SN74120N .25	
SN7421N .29	SN7490N .99	SN74121N .25	
SN7422N .25	SN7491N .99	SN74122N .25	
SN7423N .29	SN7492N .45	SN74123N .25	
SN7424N .29	SN7493A .45	SN74124N .25	
SN7425N .29	SN7494A .69	SN74125N .25	
SN7426N .29	SN7495A .69	SN74126N .25	
SN7427N .29	SN7496A .69	SN74127N .25	
SN7428N .29	SN7497A .69	SN74128N .25	
SN7429N .29	SN7498A .69	SN74129N .25	
SN7430N .29	SN7499A .69	SN74130N .25	
SN7431N .25	SN7500N .99	SN74131N .25	
SN7432N .25	SN7501N .99	SN74132N .25	
SN7433N .25	SN7502N .99	SN74133N .25	
SN7434N .25	SN7503N .99	SN74134N .25	
SN7435N .25	SN7504N .99	SN74135N .25	
SN7436N .25	SN7505N .99	SN74136N .25	
SN7437N .25	SN7506N .99	SN74137N .25	
SN7438N .25	SN7507N .99	SN74138N .25	
SN7439N .25	SN7508N .99	SN74139N .25	
SN7440N .25	SN7509N .99	SN74140N .25	

## A P PRODUCTS

### DIP JUMPERS

- Mate with Standard IC Sockets
- Fully Assembled and Tested
- Integral Molded On Strain Relief
- Line By-Line Probability

Dip Jumper are used for jumpering within a PC Board; interconnecting between PC Boards, backplanes and input/output boards; and interfacing input/output signals.

### DISCRETE LEDES

Part No.	Color	Wavelength (nm)	Length (mm)	Price
92410212	14	single end	12	\$1.51
92410224	14	single end	24	1.92
92410236	15	single end	36	2.33
92410248	14	double end	24	3.31
92410260	14	double end	36	3.02
92410272	14	double end	30	3.43
92410284	16	single end	36	1.69
92411224	16	single end	24	1.13
92411236	16	single end	36	1.54
92411248	16	double end	24	2.88
92411260	16	double end	36	3.80
92411272	24	single end	12	6.29
92411284	24	single end	24	8.50
92411296	24	single end	36	10.71
92412812	24	double end	12	1.50
92412824	24	double end	24	3.20
92412836	24	double end	36	5.90
92412848	24	double end	30	6.30
92412860	24	double end	36	8.00
92413224	40	single end	24	5.83
92413236	40	single end	36	8.71

### DISPLAY LEDES

Type	Polarity	Ht. Price	Type	Polarity	Ht. Price
MAN 1	C.A.—red	270 2.95	DLG507	C.A.—green	500 1.25
MAN 2	C.A.—red	300 4.95	DL707	C.A.—red	300 1.25
MAN 3	C.D.M.—red	125 2.65	DL707	C.A.—red	300 1.25
MAN 4	C.A.—green	300 1.25	DL728	C.C.—red	500 1.49
MAN 52	C.A.—green	300 1.25	DL741	C.A.—red	600 1.25
MAN 54	C.A.—green	300 1.25	DL745	C.A.—red ± 1	650 1.49
MAN 71	C.A.—red	300 7.75	DL747	C.C.—orange	800 1.49
MAN 72	C.A.—red	300 7.75	DLO850	C.C.—orange	800 1.49
MAN 74	C.C.—red	300 1.25	DLO850	C.C.—red	110 3.59
MAN 82	C.A.—yellow	300 4.99	FND358	C.C.—red ± 1	357 1.99
MAN 84	C.C.—yellow	300 4.99	FND359	C.C. (FND500)	500 99
MAN 320	C.A.—orange	300 4.99	FND507	C.C. (FND500)	500 99
MAN 3630	C.A.—orange ± 1	300 99	HDSF-3403	C.C.—red	800 1.50
MAN 3640	C.C.—orange	300 99	5082-7151	C.A., R.H.D.—red	430 1.25
MAN 4610	C.A.—orange	400 99	5082-7160	C.C., R.H.D.—red	430 1.25
MAN 6610	C.A.—orange-DD	560 99	5082-7200	4x7 sgnt. dip. RHD	600 22.00
MAN 6630	C.A.—orange ± 1	560 99	5082-7202	4x7 sgnt. dip. LHD	600 22.00
MAN 6640	C.C.—orange-DD	560 99	5082-7304	Overv. char. (±1)	600 19.95
MAN 6650	C.C.—orange ± 1	560 99	4N78	Photo Xistor Opto-isol.	99
MAN 6660	C.C.—orange	560 99	LIT-1	Photo Xistor Opto-isol.	69
MAN 6710	C.A.—red-DD	560 99	MOC310	Optically Isolat. Triac	1.25
MAN 6780	C.C.—red	560 99			
DLO304	C.C.—orange	300 1.25			
DLO307	C.C.—orange	300 1.25			
DLG500	C.A.—green	500 1.25			

### INTERMIL

Part No.	Function	Price
7085IP1	CMOS Precision Timer	14.95
7106PL/KIT	Stowatch Chip, XTL	22.95
7106PL/KIT	1/2 Digit A/D (LCD Drive)	31.95
7106EV/KIT	I.C. Circuit Board, Display	34.95
7107CPL	1/2 Digit A/D (LED Drive)	15.95
7107PL/KIT	I.C. Circuit Board, Display	28.95
7112CPL	3 1/2 Digit A/D (LCD, H.L.D.)	18.95
7112PL	3 1/2 Digit A/D (LED, H.L.D.)	2.25
7205IPG	CMOS LED Stowatch/Timer	12.95
7206EV/KIT	Stowatch Chip, XTL	19.95
7206EV/KIT	Tone Generator	5.95
7206EV/KIT	Tone Generator Chip, XTL	9.95
7207AIPD	Oscillator Controller	6.50
7207AIPD	Freq. Counter Chip, XTL	11.10
7208IP1	Seven Decade Counter	17.95
7209IP1A	Clock Generator	3.95
7215IPG	4 Func. CMOS Stowatch	13.95
7209IP/KIT	4 Func. Stowatch Chip, XTL	19.95
7216A/J1	8-Digit UCN Counter C.A.	32.00
8DIGIT	Freq. Counter C.C.	26.95
7216DIP1	8-Digit UCN Counter C.C.	21.95
7217U1	4-Digit LED Up/Down Counter	12.95
7218U1	8-Digit UCN LED Drive	10.95
7224U1	LCD 4 1/2 Digit Up/Down Counter	11.25
7224U1	8-Digit UCN Counter C.C.	31.95
7226AIP/KIT	5 Function Counter Chip, XTL	74.95
7240U1	CMOS Bin Prm. Timer/Counter	4.95
7242U1A	CMOS Divide-by-256 RC Timer	2.05
7250U1	CMOS BCD Prm. Timer/Counter	6.00
7250U1	CMOS 10 Prm. Timer/Counter	8.00
7555IP1	CMOS 555 Timer (8 pin)	1.45
7566IP1	CMOS 556 Timer (14 pin)	2.20
7611BCPA	CMOS Op Amp Comp.	5.25
7612BCPA	CMOS Dual Op Amp Comp.	5.35
7613CCPE	CMOS Tri Op Amp Comp.	10.05
7641CCPD	CMOS Quad Op Amp Comp.	10.05
7642CCPD	CMOS Quad Op Amp Comp.	10.75
8069CCQ	50ppm Bypass-GAP Volt Ref. Diode	2.50
8211CPA	Volt Ref/Indicator	2.50
8212CPA	Volt Ref/Indicator	2.50

### \* INTERMIL'S EVALUATION KITS

7400	74100	74C195	Price
7400	.39	74C195	1.59
7404	.39	74C195	1.59
7404	.39	74C195	1.59
7408	.39	74C195	1.59
7410	.39	74C195	1.59
7415	.39	74C195	1.59
7420	.39	74C195	1.59
7425	.39	74C195	1.59
7430	.39	74C195	1.59
7435	.39	74C195	1.59
7440	.39	74C195	1.59
7445	.39	74C195	1.59
7450	.39	74C195	1.59
7455	.39	74C195	1.59
7460	.39	74C195	1.59
7465	.39	74C195	1.59
7470	.39	74C195	1.59
7475	.39	74C195	1.59
7480	.39	74C195	1.59
7485	.39	74C195	1.59
7490	.39	74C195	1.59
7495	.39	74C195	1.59

### SOCKETS

Part No.	Pins	Price	Part No.	Pins	Price
214-3339	14 pin	5.95	222-3343	22 pin	9.95
216-3340	16 pin	6.49	224-3344	24 pin	9.95
219-3341	18 pin	7.95	226-3345	26 pin	9.95
220-3342	20 pin	8.95	228-3346	28 pin	12.95

### Test Sockets RECEPTACLES

#### ZERO INSERTION FORCE

- Nickel Boron Plating
- G.F. PSF Plastic Body
- For testing IC's
- Nickel Boron Plating
- G.F. PSF Plastic Body
- Wire Wrap Contacts

### LOW PROFILE (TIN) SOCKETS

1-24	25-49	50-100	
8 pin LP	.17	16	15
14 pin LP	.20	19	18
16 pin LP	.22	21	20
18 pin LP	.25	23	22
20 pin LP	.34	32	30
22 pin LP	.37	36	35
24 pin LP	.38	37	36
28 pin LP	.45	44	43
36 pin LP	.50	59	58
40 pin LP	.63	62	61

### CAPACITOR CORNER

#### 50 VOLT CERAMIC DISC CAPACITORS

Value	1-10	10-99	100+
10 pF	.08	.06	.05
22 pF	.08	.06	.05
47 pF	.08	.06	.05
100 pF	.08	.06	.05
220 pF	.08	.06	.05
470 pF	.08	.06	.05

### 74S


74500	74501	74502	74503	74504	74505	74506	74507	74508	74509	74510	74511	74512	74513	74514	74515	74516	74517	74518	74519	74520	74521	74522	74523	74524	74525	74526	74527	74528	74529	74530	74531	74532	74533	74534	74535	74536	74537	74538	74539	74540	74541	74542	74543	74544	74545	74546	74547	74548	74549	74550	74551	74552	74553	74554	74555	74556	74557	74558	74559	74560
-------	-------	-------	-------	-------	-------	-------	-------	-------	-------	-------	-------	-------	-------	-------	-------	-------	-------	-------	-------	-------	-------	-------	-------	-------	-------	-------	-------	-------	-------	-------	-------	-------	-------	-------	-------	-------	-------	-------	-------	-------	-------	-------	-------	-------	-------	-------	-------	-------	-------	-------	-------	-------	-------	-------	-------	-------	-------	-------	-------	-------

CA3013H	CA3023H	CA3039H	CA3046N	CA3060N	CA3080H	CA3101H	CA3160H	CA3160N	CA3200H	CA3200N	CA3202N	CA3206N	CA3207	CA3209	CA3210	CA3211	CA3212	CA3213	CA3214	CA3215	CA3216	CA3217	CA3218	CA3219	CA3220	CA3221	CA3222	CA3223	CA3224	CA3225	CA3226	CA3227	CA3228	CA3229	CA3230	CA3231	CA3232	CA3233	CA3234	CA3235	CA3236	CA3237	CA3238	CA3239	CA3240	CA3241	CA3242	CA3243	CA3244	CA3245	CA3246	CA3247	CA3248	CA3249	CA3250
---------	---------	---------	---------	---------	---------	---------	---------	---------	---------	---------	---------	---------	--------	--------	--------	--------	--------	--------	--------	--------	--------	--------	--------	--------	--------	--------	--------	--------	--------	--------	--------	--------	--------	--------	--------	--------	--------	--------	--------	--------	--------	--------	--------	--------	--------	--------	--------	--------	--------	--------	--------	--------	--------	--------	--------

### 1/4 WATT RESISTOR ASSORTMENTS - 5%

ASST. 1	ASST. 2	ASST. 3	ASST. 4	ASST. 5	ASST. 6	ASST. 7	ASST. 8R
10 Ohm 1/2 Ohm 15 Ohm 18 Ohm 22 Ohm	68 Ohm 82 Ohm 100 Ohm 120 Ohm 150 Ohm	1.0k 15k 100k 1.5k 20k 2.2k 1k	3.3k 10k 12k 15k 56k 68k	10k 22k 27k 33k 39k 47k	150k 180k 220k 270k 330k	1M 1.2M 1.5M 1.8M 2.2M	Includes Resistor Asssts. 1-7 (350 pcs.)
\$1.95	\$1.95	\$1.95	\$1.95	\$1.95	\$1.95	\$1.95	\$10.95 ea.

## National Semiconductor Clock Modules



**12VDC AUTOMOTIVE/ INSTRUMENT CLOCK**

APPLICATIONS:

- In dash auto clocks
- After-market auto/ RV clocks
- Aircraft/marine instr.
- 12VDC oper. instr.
- Portable/battery powered instruments.


Features: Bright 0.3" green display. Internal crystal time base. 0.5 sec. off-accur. Auto display brightness control logic. Display color filterable to blue, blue-green, green & yellow. Complete - just add switches and lens.

MA1003 Module ..... \$16.95

- ### CLOCK MODULES
- MA1023 7" Low Cost Digital LED Clock Module 8.95
  - MA1026 7" Dig. LED Alarm Clock/Thermometer 18.95
  - MA5036 3" Low Cost Digital LED Clock/Timer 6.95
  - MA1002 5" LED Display Dig. Clock & Xformer 9.95
- ### TRANSFORMERS
- XFMR1023 Xformer for MA1023 Clock Modules 3.49
  - XFMR1026 Xformer for MA1026 Clock Modules 3.49
  - XFMR5036 Xformer for MA5036 Clock Modules 3.49

## Transistor Checker

The ASI Transistor Checker is capable of checking a wide range of transistor types, either "in circuit" or out of circuit. It has been specially designed to take advantage of the newest concept of dynamic testing under correct amplifier conditions. To operate, simply plug the transistor to be checked into the front panel socket, or connect it with the alligator clip test leads provided. No preliminary setup is needed. The unit safely and automatically identifies low, medium and high-power PNP and NPN transistors. The ASI Transistor Checker also permits matching similar transistors in actual operating circuits, and provides a reliable G<sub>0</sub>/G<sub>0</sub> test at practical collector currents (from 5mA on small signal types to 50mA and more on power types.) Match similar type transistors by ohm sensing and comparing dial readings; the higher the reading, the higher the gain. Completely assembled - batteries operated. ❑ Cell battery not included.



Trans-Check ..... \$9.95


## EPROM Erasing Lamp



- Erases 2708, 2716, 1702A, 5203Q, 5204Q, etc.
- Erases up to 4 chips within 20 minutes.
- Maintains constant exposure distance of one inch.
- Special conductive foam lining eliminates static build-up.
- Built-in safety lock to prevent UV exposure.
- Compact - only 7-5/8" x 2-7/8" x 2".
- Complete with holding tray for 4 chips.

UVS-11E ..... \$79.95

## JOYSTICKS



JS-5K 5K Linear Taper Pots ..... \$5.25  
JS-100K 100K Linear Taper Pots ..... \$4.95  
JVC-40 40K (2) Video Controller in case ..... \$5.95

## 6-Digit Clock Kit

Bright .300 ht. comm. cathode display  
Uses MM5314 clock chip  
Switches for hours, minutes  
8 hrd modes  
Hrs. easily viewable to 20 ft.  
Simulated walnut case  
11.5 VAC operation  
12 or 24 hr operation  
Incl. all components, case & wall transformer  
Size: 6 3/4" x 3 1/8" x 1 3/4"

JE701 ..... \$19.95

## NEW! JE215 Adjustable Dual Power Supply

General Description: The JE215 is a Dual Power Supply with independent adjustable positive and negative output voltages. A separate adjustment for each of the supplies provides the user unlimited applications for IC current voltage requirements. The supply can also be used as a general all-purpose variable power supply.

- FEATURES:
- Adjustable regulated power supplies, Pos. and neg. 1.2VDC to 15VDC.
  - Power Output (each supply)
  - 5VDC @ 500mA, 10VDC @ 750mA, 12VDC @ 500mA, and 15VDC @ 175mA.
  - Two 3-terminal adj. IC regulators with thermal overload protection.
  - Heat sink regulator cooling.
  - LED "on" indicator.
  - Printed Board Construction
  - 120VAC input.
  - Size: 3-1/2" w x 5-1/16" L x 2"H

JE215 Adj. Dual Power Supply Kit (as shown) ..... \$24.95  
(Picture not shown but similar in construction to above)

JE200 Reg. Power Supply Kit (5VDC, 1 amp) ..... \$14.95  
JE205 Adapter Brd. (to JE200) 5.0 & 12V ..... \$12.95  
JE210 Var. Pwr. Sply. Kit, 5-15VDC, to 1.5amp. .... \$19.95

## MICROPROCESSOR COMPONENTS

### 8080A/8080A SUPPORT DEVICES

INS8000A	CPU	4.95
DP8212	8-Bit Input/Output	3.25
DP8214	Priority Interrupt Control	5.95
DP8216	Bi-Directional Bus Driver	3.95
DP8224	Clock Generator/Driver	3.95
DP8226	Bus Driver	2.95
DP8228	System Controller/Bus Driver	4.95
DP8238	System Controller	5.95
INS8243	I/O Expander for AS Series	8.95
INS8264	Asynchronous Comm. Element	16.95
DP8251	Prog. Comm. I/O (USART)	7.95
DP8253	Prog. Interval Timer	14.95
DP8255	Prog. Peripheral I/O (PPI)	11.95
DP8257	Prog. DMA Control	19.95
DP8259	Prog. Interrupt Controller	14.95
DP8275	Prog. CRT Controller	49.95
DP8278	Prog. Keyboard/Display Interface	16.95
DP8280	Octal Bus Receiver	4.95
DP8303	System Timing Element	6.95
DP8304	8-Bit Bi-Directional Receiver	3.95
DP8307	8-Bit Bi-Directional Receiver	3.95
DP8308	8-Bit Bi-Directional Receiver	3.95

### DATA ACQUISITION (CONTINUED)

A0C0902CN	8-Bit A/D Converter (8-Ch. Multi.)	5.25
A0C107CN	8-Bit A/D Converter (8-Ch. Multi.)	10.95
DAC1001CN	10-Bit D/A Conv. Micro. Comp. (0.20%)	11.95
DAC1002CN	10-Bit D/A Conv. Micro. Comp. (0.20%)	11.95
DAC1202CN	12-Bit D/A Conv. Micro. Comp. (0.20%)	11.95
DAC1005CN	8-Chanel Multiplier	1.95
AY-5103	30K BAUX UART	5.95
1101	256K Static	1.49
1103	1024K Static	1.99
1101 (8101)	256K Static	3.95
2102	1024K Static	4.95
2102A	1024K Static	3.95
2111 (8111)	256K Static	3.95
2111A	256K Static MOS	3.95
2114	1024K Static 450ns	4.95
2114-1	1024K Static 450ns Low Power	4.95
2114-2	1024K Static 300ns	4.95
2114-3	1024K Static 300ns Low Power	4.95
2114-4	1024K Static 50ns (house marked)	4.95
4112 (UDP416)	16K Dynamic 250ns	1.95
4114	84K Dynamic 250ns	49.95
MM2472	4096 1-Fast 70ns	19.95
5101	768K Static	7.95
MW5201	8K EPROM Fully Decoded	4.95
MM5202	2Kx1 Dynamic	4.95
MM5202/2107	4096K Dynamic	7.95
MM5202/2108	4K EPROM 160ns	4.95
MM5203-3A	8K Dyn. 200ns (lower w/ MM5203)	4.95
UPD4181/MK407	4K Dynamic 16-Bit	4.95
DAC1022-CN	12-Bit D/A Converter (0.20% Lin.)	9.95
TM5495	1024K Static	14.95

### 6800/6800 SUPPORT DEVICES

MC6800	MPU	14.95
MC6800CP	MPU with Clock and RAM	19.95
MC6801	8-Bit Static RAM	4.95
MC6821	Peripheral Interf. Adap. (MC6802)	1.49
MC6828	Priority Interrupt Controller	10.95
MC6832	128K-8-Bit ROM (MC6802-8)	11.95
MC6850	Asynchronous Serial Data Adapter	6.95
MC6852	Synchronous Serial Data Adapter	6.95
MC6866	4096ps Dynamic MOD/EM	12.95
MC6882	2400ps Modulator	12.95
MC6880A	Quad 3-State Bus Trans. (MC8726)	2.25

### MICROPROCESSOR CHIPS

2801 (2801C)	CPU (MK3800N) (3MHz)	13.95
2801A (2801C)	CPU (MK3800N-3) (4MHz)	15.95
ICD1302	MPU	19.95
7650	MPU	19.95
IN6291/AD0	CPU-w/Bits (Com. Temp. Grade)	13.95
MC5502	MPU w/Clock (60K Bytes Memory)	11.95
INS5031A4	MPU-5-Bit (64MHz)	18.95
INS5031A4	CPU-5-Bit ROM (128 Bytes RAM)	19.95
INS5031A4	CPU (256 Bytes RAM)	24.95
INS5031N	CPU-16-Bit	24.95
INS5031N	CPU-w/Basic Microp Interpreter	19.95
7808	CPU-16-Bit	29.95
INS5900U	MPU-16-Bit	49.95

### SHIFT REGISTERS

MM5050A	Dual 8-Bit Dynamic	5.00
MM5050B	Dual 50-Bit Dynamic	5.00
MM5050A	Dual 10-Bit Static	5.95
MM5050A	Dual 64-Bit Accumulator	19.95
MM5052	256-Bit Dynamic	3.95
MM5053	1024-Bit Dynamic/Accumulator	1.95
MM5050H	50875-Bit Dynamic	8.95
MM5050M	Octal 80-Bit	9.95
MM5053N	Octal 80-Bit	9.95
2504V (1004A)	1024-Bit Dynamic hex 32-Bit Static	4.95
2521V	Dual 1024-Bit Static	2.95
2524V	512-Bit Dynamic	9.95
2525V	1024-Bit Dynamic	2.95
2526V	Dual 256-Bit Static	2.95
2527V	Dual 256-Bit Static	4.00
2532N	Quad 80-Bit Static	2.95
3141PC	Flt/O (Dual 80)	6.95

### DATA ACQUISITION

AF1001CN	Universal Active Filter	2.50
AF1211CJ	Tough Tone Low Pass Filter	19.95
TCJ100	Touch Tone Low Pass Filter	19.95
LM338AH	Super Gain Op Amp	1.00
LM334Z	Constant Current Source	1.00
LA2831Z	Temperature Transducer	1.40
LF394N	JFET INPUT Op Amp	1.10
LF398N	Sample & Hold Amplifier	2.95
LV399N	Temp. Comp. Prec. Ref. (Eskom/IC)	4.95
DAC0801CN	8-Bit A/D Converter (1 LSB)	4.95
DAC0802CN	8-Bit D/A Converter (0.78% Lin.)	2.25

### ELECTRONIC TOY MOTORS

Typical Power Source	Operating Voltage Range	Voltage	TYPICAL CHARACTERISTICS		AT MAXIMUM EFFICIENCY		SMALL TORQUE			
			Speed RPM	Current Amp	Speed RPM	Current Amp				
RAY CELL	1.5-6.0	3.0	9200	0.20	6750	0.90	0.260	1.30	57.0	0.97

937 O.D. x 1.201 Length

MABUCHI RE280 \$.99 each . . . 10/\$7.50 . . . 100/\$50.00

## DESIGNERS' SERIES

### Blank Desk-Top Electronic Enclosures



**CONSTRUCTION:** The "DTE" Blank Desk Top Electronic Enclosures are designed to blend and complement today's modern computer equipment and can be used in both industrial and home. The end pieces are precision milled with an internal slot (all around) to accept both top and bottom panels. The panels are then fastened to 3/4" thick tabs inside the end pieces to provide maximum rigidity to the enclosure. For ease of equipment servicing, the rear/bottom panel slides back on slotted tracks while the rest of the enclosure remains intact. Different panel widths may be used while maintaining a common profile outline. The milled end pieces can also be painted to match any panel color scheme.

Enclosure Model No.	Panel Width	PRICE
DTE-8	8.00"	\$29.95
DTE-11	10.65"	\$32.95
DTE-14	14.00"	\$34.95

\$10.00 Min. Order - U.S. Funds Only  
Calif. Residents Add 6% Sales Tax  
Postage - Add 5% plus \$1 Insurance


Spec Sheets - 25¢  
Send 5¢ Postage for your  
FREE 1981 JAMECO CATALOG

**Jameco ELECTRONICS**  
PHONE ORDERS WELCOME (415) 592-8097

MAIL ORDER ELECTRONICS - WORLDWIDE  
1355 SHOREWAY ROAD, BELMONT, CA 94002  
PRICES SUBJECT TO CHANGE

6/81

## Bourns Potentiometer



3/4 Watt Single Turn (TOP ADJUSTMENT)

Values: 500Ω 1K 2.5K 5K 10K 25K 50K 100K 250K 500K 5Meg

INDIVIDUAL PRICING:

1.49 50-99 100-999 1K  
.19 .17 .15 .12

GB174 ..... \$1.95/lot  
(25 pieces all 11 asst. values)  
To order: Specify Bourns 3355 - [Value desired]

## AC and DC Wall Transformers



Part No. Input Output Price

AC 250	117V/60Hz	12 VAC 250mA	\$3.95
AC 500	117V/60Hz	12 VAC 500mA	\$4.95
AC1000	117V/60Hz	12 VAC 1 amp	\$5.95
AC1700	117V/60Hz	9 VAC 1.7 amp	\$6.95
DV 9200	117V/60Hz	9 VDC 200mA	\$3.25
DC 900	120V/60Hz	9 VDC 500mA	\$3.95

## CONNECTORS



DB25P	D-Subminiature Plug	..... \$2.95
DB25S	D-Subminiature Socket	..... \$3.50
DB51226	Cover for DB25P/S	..... \$1.75
22/44E	P.C. Edge (22/44 Pin)	..... \$2.95
UG88/U	BNC Plug	..... \$1.79
UG89/U	BNC Jack	..... \$3.79
UG175/U	UHF Adapter	..... \$ .49
SO239	UHF Panel Recp.	..... \$1.29
PL25H	UHF Adapter	..... \$1.60
PL25H	UHF Plug	..... \$1.60
UG260/U	BNC Plug	..... \$1.79
UG1094/U	BNC Bulkhead Recp.	..... \$1.29

## TRS-80 16K Conversion Kit

Expand your 4K TRS-80 System to 16K.  
Kit comes complete with:  
\* 8 ea. MM5290 (UPD416/4116) 16K Dyn. Rams (\*\*NS)  
\* Documentation for Conversion

TRS-16K\* \*150NS ..... \$39.95  
TRS-16K4 \* \*250NS ..... \$29.95

## GLOBAL SPECIALTIES EXPERIMENTOR SOCKETS



Model	Length	Width	Center Channel	5 Tie Point Terminals	Bus Strips	Price
EXP4B	6.0"	1.0"	n/a	n/a	41(80)	\$ 4.75
EXP30B	6.0"	2.1"	3"	94(470)	2(80)	\$12.00
EXP325	1.8"	2.1"	3"	22(110)	2(40)	\$ 3.50
EXP350	3.6"	2.1"	3"	46(230)	2(40)	\$ 6.75
EXP600	6.0"	2.4"	6"	94(470)	2(80)	\$14.75
EXP650	3.6"	2.4"	6"	46(230)	2(40)	\$ 8.75

## Quick Test Sockets & Bus Strips

Model	Length	Hole-to-hole	Terminals	Unit Price \$
QT-595	6.5"	6.2"	118	\$12.25
QT-596	6.5"	6.2"	20	\$ 2.75
QT-475	5.3"	5.0"	94	\$ 9.75
QT-478	5.3"	5.0"	16	\$ 2.50
QT-355	4.1"	3.8"	70	\$ 2.25
QT-358	4.1"	3.8"	12	\$ 2.20
QT-185	2.4"	2.1"	36	\$ 4.50
QT-125	1.8"	1.5"	24	\$ 3.75
QT-85	1.4"	1.1"	16	\$ 3.00
QT-75	1.3"	1.0"	14	\$ 2.75

MANY OTHER GLOBAL ITEMS

# PULSAR COMPONENTS

FOR ALL YOUR I.C. NEEDS

## SPECIALS

2708	\$5.95	2114	\$4.25
2716	\$8.95	4116	\$6.95
2732	\$24.95	1702A	\$4.95

## PROMS

74S188	\$3.95	74S471	\$15.95
74S287	\$3.95	74S472	\$15.95
74S288	\$3.95	74S474	\$18.95
74S387	\$4.95	74S571	\$7.75

## 74LS

74LS00	27	74LS107	39	74LS194	1.09
74LS02	27	74LS109	49	74LS195	1.09
74LS04	29	74LS113	49	74LS240	1.89
74LS05	29	74LS123	99	74LS241	1.19
74LS08	29	74LS139	79	74LS244	1.19
74LS10	27	74LS139	79	74LS245	1.99
74LS11	49	74LS151	79	74LS258	.89
74LS12	40	74LS153	79	74LS259	1.99
74LS14	49	74LS156	1.19	74LS266	.59
74LS20	27	74LS157	79	74LS279	.69
74LS26	33	74LS161	99	74LS367	.69
74LS27	33	74LS163	99	74LS368	.69
74LS30	33	74LS165	1.19	74LS373	1.79
74LS32	37	74LS166	1.19	74LS374	1.79
74LS37	49	74LS169	1.99	74LS390	1.79
74LS38	49	74LS174	89	74LS393	1.79
74LS51	27	74LS175	89	74LS644	2.49
74LS74	39	74LS191	1.19	74LS645	2.49
74LS85	99	74LS193	1.09	74LS670	1.99
74LS86	39				

## 74S

74S00	45	74S86	75	74S174	1.59
74S02	45	74S112	75	74S175	1.59
74S04	45	74S133	50	74S194	1.59
74S08	45	74S134	69	74S195	1.59
74S10	45	74S138	1.19	74S200	6.95
74S20	45	74S140	99	74S225	6.95
74S32	50	74S151	99	74S240	2.95
74S37	99	74S161	1.99	74S251	1.55
74S51	99	74S169	3.99	74S253	.99
74S74	75			74S257	.99
				74S374	2.95

## 7400

7400	25	7426	30	74191	.95
7402	25	7438	35	74193	.85
7405	25	7485	85	74197	.85
7406	30	74109	45	74259	1.95
7410	25	74123	45	74368	.65
7417	35	74128	45		
7420	30				

## ALSO

DIODES TRANSISTORS MICROPROCESSOR LINEARS VECTOR BOARDS

# PULSAR COMPONENTS INC.

125 JERICHO TPKE.  
JERICHO, N.Y. 11753

Send Mail Order or Call  
**(516) 334-7593 or (213) 390-4461**  
\$20 Minimum Order  
N.Y. Residents add 7% sales tax  
Please add \$2.50 shipping charges

CIRCLE NO. 49 ON FREE INFORMATION CARD

# NEW LITERATURE

### Transistor Catalog

A 52-page booklet from TRW describes its family of 15 small-signal, low-noise transistors, complete with specifications, performance graphs, photographs, circuit diagrams, and dimensions. All devices are npn silicon bipolar transistors with gold metallization. Address: TRW RF Semiconductors, 14520 Aviation Blvd., Lawndale, CA 90260.

### Word Processing Booklet

"CPT Takes the Mystery Out of Word Processing" is a 20-page booklet explaining what word processors do—and how they do it. Helps the reader decide whether he needs word processing and lists criteria for prospective buyers of equipment such as screen size, memory capacity, etc. Address: CPT Corp., Box 17, Minneapolis, MN 55440.

### Test Probe Catalog

A new catalog from Test Probes, Inc. describes 16 models of probe kits and test lead sets. Specifications and applications are given for probes for scopes, DVMS, DMMs, VOMs, and special meters. Address: Test Probes, Inc., Box 2113, La Jolla, CA 92038.

### Digital Switches

Ordering instructions, option information, truth tables to illustrate circuit connections, and prices are given on 16 series of digital switches in two six-page brochures. No. 1-0071C covers commercial and industrial switches. No. 1-0072C is for sealed, QPL, and general-purpose units. Address: Digitran Co., 855 S. Arroyo Pkwy., Pasadena, CA 91105.

### Acoustic-Coupled Modems

Bulletin 5273 describes two new acoustic-coupled modems (ACM300 and ACM300/1200) which operate asynchronously over the DDD network. The publications contains photographs, a system diagram and technical notes. Address: Rixon Inc., 2120 Industrial Pkwy., Silver Spring, MD 20904.

### Software Catalog

"Micro Yellow Pages" is a 20-page newsletter and catalog describing Micro Architect software. It describes software packages for the Model I, Model II, and Model III TRS-80\*, CP/M, and Heath HDOS. Send long, SASE (30 cents) to: Micro Architect Inc., 96 Dothan St., Arlington, MA 02174.

# BULLET

ELECTRONICS, Inc.  
PO Box 401244P Garland TX 75040  
(214) 278-3553

## Super Music Maker Kit REVISION 2 \$24.95

Now you can play hundreds of songs using the Bullet Super Music Maker. The unit features a single factory programmed microprocessor IC that comes with 20 pre-programmed short tunes. By adding the additional PROMS (2708's) the system can be expanded to play up to 1000 notes per PROM. Just think of a compact electronic instrument that will play dozens, hundreds or even thousands of selections of music. The kit comes with all electronic components (less the PROM), and a drilled, plated and screened PC Board which measures 4" x 4". The 7 watt amplifier section is on the same PC board and drives an 8 ohm speaker (not included), from a whisper to ear splitting volume. Since the unit works on 12 VDC or 12 VAC, vehicle or portable operation is possible. **What do you get for \$24.95?** Everything but a speaker, transformer, case, switches, and PROM. Additional 2708 albums containing popular tunes are available for \$15.00 each or you can program your own PROMS using information provided with the kit instructions. Lists of available PROM albums are available on request. (Note: Unit plays electronic music one note at a time. It is not possible to play chords or a melody with harmony simultaneously.)

### OPTIONAL ACCESSORIES

DIP Switches	One 8 pos. One 5 pos.	2.00/Set
	(Can be directly soldered to PC Bd. to access tunes)	
Rotary Switches	Two 5 position	2.50/Set
	(For remote wiring to PC Bd. to access tunes)	
Attractive Plastic Case		6.50
Wallplug Transformer		3.00
	(For operation on 117VAC house voltage)	

## Sound Effects Kit \$18.50

The SE-01 Sound Effects Kit is a complete kit all you need to build a programmable sound effects machine except a battery and speaker. Our kit is designed to really ring out the TI 76477 Sound Chip. Only the SE-01 provides you with additional circuitry that includes a PULSE GENERATOR, MUX OSCILLATOR and COMPARATOR to make more complex sounds a snap. We help you in building the kit with a clear easy-to-follow construction manual and we show you how to easily program the unit. Other dealers will sell you the chip or a "kit" of parts but you are on your own to do the most difficult part—make neat sounds! Within a short time after you build the SE-01 you can easily create Gunshots, Explosions, Space Sounds, Steam Trains and much more. We think the Bullet SE-01 is the best deal on the market but don't ask us — ask the 15,000 happy SE-01 owners!

Complete Kit with Quality Plated PC Board \$18.50  
(Less battery & speaker)

## 7 Watt Audio Amp Kit \$5.95

SMALL, SINGLE HYBRID IC AND COMPONENTS FIT ON A 2" x 3" PC BOARD (INCLUDED) RUNS ON 12VDC GREAT FOR ANY PROJECT THAT NEEDS AN INEXPENSIVE AMP. LESS THAN 3% THD @ 5 WATTS COMPATIBLE WITH SE-01 SOUND KIT

### AY3-8910 PROGRAMMABLE SOUND GENERATOR

The AY3-8910 is a 40 pin LSI chip with three oscillators, three amplitude controls, programmable noise generator, three mixers, an envelope generator, and three D/A converters that are controlled by 8 BIT WORDS. No external pots or caps required. This chip hooked to an 8 bit microprocessor chip or Bus (8080, Z80, 6800 etc.) can be software controlled to produce almost any sound. It will play three note chords, make bangs, whistles, sirens, gunshots, explosions, bells, whines, or grunts. In addition, it has provisions to control its own memory chips with two IO ports. The chip requires -5V @ 75ma and a standard TTL clock oscillator. A truly incredible circuit.

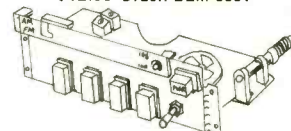
12.95 W/Basic Spec Sheet (4 pages)

60 page manual with 5-100 interface instructions and several programming examples. \$3.00 extra

### AM-FM STEREO RECEIVER

Complete chassis. (no case) with pushbutton switches and tuning dial. Has phono and tape inputs. Requires 12-14VDC

\$12.95 Order: BEM-0001



PLUG-IN AMPLIFIER and DC Power Supply for above. Has tone, balance and volume slide controls. Low distortion IC audio driver 2 watts per channel RMS. Requires 12VDC transformer at 1/2 A.

\$6.95 Order: BEM-0002

4" Speakers for small systems 8 ohm.  
2/\$3.50

### COMPUTER GRADE CAPS

Compact high grade filter cap. 6000 mfd at 50WV. Low ESR 2" diameter x 3 3/16H.

\$2.30 \$2/3.90

Call or write for FREE catalog.  
POLICIES

NO C.O.D.'s SEND CHECK/MONEY ORDER. CREDIT CARD # ADD 5% FOR SHIPPING TX. RES ADD 5% TAX. FOREIGN ORDERS ADD 3% FOR SHIPPING.  
U.S. FUNDS ONLY  
PHONE ORDERS ON MASTER CHARGE & VISA ONLY  
(214) 278-3553



DIODES/ZENERS			
QTY			
1N914	100v	10mA	05
1N4005	600v	1A	08
1N4007	1000v	1A	15
1N4148	75v	10mA	05
1N4733	5 1v	1 W Zener	25
1N4749	24v		25
1N753A	6.2v	500 mW Zener	25
1N758A	10v		25
1N759A	12v		25
1N5243	13v		25
1N5244B	14v		25
1N5245B	15v		25
1N5349	12v	3W Zener	25

SOCKETS/BRIDGES				
QTY				
8-pin	pcb	.20	ww	40
14-pin	pcb	.25	v-w	60
16-pin	pcb	.30	ww	70
18-pin	pcb	.35	ww	95
20-pin	pcb	.45	ww	1.05
22-pin	pcb	.50	ww	1.15
24-pin	pcb	.55	ww	1.25
28-pin	pcb	.60	ww	1.45
40-pin	pcb	.70	ww	1.75
Molex pins	01	To-3 Sockets		35
2 Amp Bridge		200-prv		1.35
25 Amp Bridge		200-prv		2.25

TRANSISTORS, LEDS, etc.			
QTY			
2N2222M (Metal)	25	(2N2222 Plastic)	20
2N2222A	NPN		35
2N2907A	PNP		35
2N3906	PNP (Plastic)		25
2N3904	NPN (Plastic)		25
2N3054	NPN 4A 90v		60
2N3055	NPN 15A 60v		75
TIP125	PNP Darlington		1.95
LED	Green Red Clear Yellow		19
DL747	7 seg 3/8" High com-anode		2.25
DL 728B	doub 7 seg 5" com-cathode		2.50
MA6740	doub 7 seg 5" com-cathode		2.50
MAN72	7 seg com-anode (Red)		1.50
MAN3630	7 seg com-anode +1		1.00
MAN82A	7 seg com-anode (Yellow)		1.50
MAN74	7 seg com-cathode (Red)		1.50
FND359	7 seg com-cathode (Red)		1.50

9000 SERIES			
QTY		QTY	
9301	1.95	9322	65
9309	1.25	9601	40
9316	1.50	9602	1.35

C MOS							
QTY		QTY		QTY		QTY	
4000	40	4019	1.15	4041	1.15	4081	55
4001	35	4020	95	4042	65	4082	60
4002	35	4021	75	4043	90	4093	90
4006	1.50	4022	75	4044	90	4098	2.25
4007	30	4023	35	4046	1.50	4507	95
4008	75	4024	95	4047	2.50	4511	1.50
4009	40	4025	35	4048	2.50	4512	1.25
4010	35	4026	1.95	4049	50	4515	2.95
4011	65	4027	65	4050	65	4519	85
4012	25	4028	95	4052	75	4522	1.10
4013	65	4029	1.50	4053	1.50	4526	95
4014	75	4030	.45	4066	75	4528	1.50
4015	75	4033	1.50	4069/74C04	.45	4529	95
4016	55	4034	2.75	4070	.60	MC14409	14.50
4017	1.50	4035	.95	4071	.40	MC14419	4.85
4018	95	4040	1.50	4072	.50	74C151	2.50

### INTEGRATED CIRCUITS UNLIMITED, INC.

7889 Clairemont Mesa Blvd., San Diego, California 92111

Out of State 1-800-854-2211  
California 1-800-542-6239

(714) 278-4394

Telex: 697-827  
TWX 910-335-1577

Name \_\_\_\_\_  
 Street Address \_\_\_\_\_  
 City \_\_\_\_\_ State \_\_\_\_\_ Zip \_\_\_\_\_  
 Phone \_\_\_\_\_ Charge card # BA MC \_\_\_\_\_ Exp Date \_\_\_\_\_  
 C.O.D.  Will Call  UPS  Post  Net 30 Days  P.O. # \_\_\_\_\_

Add \$2.00 Shipping on all U.S. Orders - \$5.00 Minimum - C.O.D. Orders Accepted - Most Orders Shipped Same Day  
 Commercial Accounts Invited - California Residents Add 6% Sales Tax - PRICES SUBJECT TO CHANGE WITHOUT NOTICE  
 24 Hour Phone Service - We Accept American Express/Visa/BankAmericard/Master Card/Barclav Card/Access • 15% Restocking Charge After 10 Days  
 All Prices in U.S. Dollars - Foreign Orders F.O.B. San Diego

CIRCLE NO. 30 ON FREE INFORMATION CARD

MICROS, RAMS CPUS, E-PROMS	
1771 Disc Controller	\$29.50
8T13	1.50
8T23	2.50
8T24	3.00
8T97	1.50
74S188	6.50
1488	1.75
1489	1.75
1702A	8.50
AM9050/TMS4050	5.00
ICM7207	6.95
ICM7208	13.95
MM5314	4.50
MM5311	4.50
MM5316	4.50
MM5387	4.50
MM5369	3.95
TR1602B	6011 4.95
UPD414/TMS4027	3.50
Z80A	15.00
Z80	9.50
Z80PIO(A)	10.50
2102	1.45
2102L	1.75
2107B-4	5.95
2114	5.00
2513 (5V) Up/Lo	9.50
2708	6.95
2716TI	9.00
2716(5V)	12.00
TMS2532/2732	35.00
3242	12.50
4116	6.50
6800	11.50
6802	15.50
6820/6520	8.00
6850	9.95
8080	5.50
8085	14.50
8212	3.50
8214	4.95
8216	4.50
8224	4.25
8228	5.95
8251	9.50
8253	14.50
8255	9.50
TMS4044	9.95

- TTL -											
QTY	QTY	QTY	QTY	QTY							
7400	.35	7493	.60	74H11	.45	74LS74	.95				
7401	.25	7494	.75	74H15	.45	74LS75	.95				
7402	.35	7495	.60	74H20	.35	74LS76	.90				
7403	.35	7496	.55	74H21	.35	74LS86	95				
7404	.45	74100	2.75	74H22	.40	74LS90	1.85				
7405	.35	74107	.55	74H30	.40	74LS93	1.00				
7406	.55	74121	.55	74H40	.45	74LS107	90				
7407	.65	74122	.55	74H50	.40	74LS109	1.00				
7408	.50	74123	.70	74H51	.40	74LS123	1.20				
7409	.35	74125	.75	74H52	.40	74LS138	1.00				
7410	.35	74126	.75	74H53	.45	74LS151	1.00				
7411	.35	74132	.75	74H55	.45	74LS153	1.15				
7412	.35	74141	.90	74H72	.45	74LS154	2.00				
7413	.45	74145	1.35	74H74	1.50	74LS157	1.75				
7414	.65	74150	1.15	74H101	.95	74LS160	1.65				
7416	.35	74151	.95	74H103	.55	74LS161	1.50				
7417	.40	74153	.95	74L30	.30	74LS164	1.90				
7420	.45	74154	1.40	74L02	.75	74LS193	2.00				
7426	.35	74156	.70	74L03	.35	74LS195	2.00				
7427	.40	74157	.95	74L04	.90	74LS196	2.50				
7430	.40	74161	1.50	74L10	.30	74LS244	1.50				
7432	.65	74163	1.50	74L20	.45	74LS245	3.50				
7437	.55	74164	1.50	74L30	.55	74LS253	1.95				
7438	.70	74165	1.10	74L47	1.95	74LS298	1.50				
7440	.40	74166	1.10	74L51	.65	74LS367	1.50				
7441	.95	74175	.95	74L55	.85	74LS368	1.95				
7442	.95	74176	1.15	74L72	.65	74LS373	1.50				
7443	.75	74177	1.10	74L73	.70	74S00	.70				
7444	.75	74180	1.10	74L74	1.95	74S02	.90				
7445	.75	74181	2.25	74L75	1.05	74S03	.45				
7446	.90	74182	.75	74L85	3.00	74S04	.70				
7447	1.50	74190	1.25	74L93	2.95	74S05	.65				
7448	1.50	74191	1.25	74L123	2.95	74S08	1.80				
7450	.35	74192	1.50	74L500	.50	74S10	.95				
7451	.25	74193	1.50	74LS01	.60	74S11	.75				
7453	.25	74194	.95	74LS02	.50	74S20	.75				
7454	.35	74195	.95	74LS03	.60	74S22	.75				
7460	.40	74196	1.75	74LS04	.60	74S40	.70				
7470	.35	74197	.95	74LS05	.60	74S50	.70				
7472	.40	74198	1.50	74LS08	.60	74S51	.75				
7473	.40	74221	1.50	74LS09	.60	74S64	.35				
7474	.45	74298	2.50	74LS10	.60	74S74	1.50				
7475	.45	74367	1.15	74LS11	.60	74S86	1.25				
7476	.95	75107A	1.50	74LS20	.65	74S112	1.90				
7480	.60	75451	.85	74LS21	.50	74S114	.85				
7481	.95	75452	.85	74LS22	.45	74S133	.85				
7482	.95	75491	1.50	74LS27	.60	74S140	.95				
7483	.75	75492	1.50	74LS32	.80	74S151	1.50				
7485	.95	74H00	.50	74LS37	.60	74S153	2.25				
7486	.55	74H01	.50	74LS38	.95	74S157	2.95				
7489	1.95	74H04	.90	74L540	.70	74S158	1.75				
7490	.75	74H05	.55	74LS42	.75	74S194	1.75				
7491	.60	74H08	.90	74LS47	1.95	74S196	2.00				
7492	.50	74H10	.45	74LS51	.95	74S257(8123)	1.95				
						74S287	5.95				
						8131	2.75				

I <sup>2</sup> L, LINEARS, REGULATORS, etc.					
QTY	QTY	QTY	QTY		
MCT2(E)	1.25	LM320K24	1.65	LM373	3.95
8038	4.50	LM320T5(7905)	1.65	LM377	2.95
LM201	2.00	LM320T12	1.65	78L05	.95
LM301	.95	LM320T15	1.65	78L12	.95
LM308	1.25	LM323K	7.95	78L15	.95
LM309H	1.50	LM324	1.00	78M05	.95
LM309(340K-5)	1.50	LM337T	2.25	LM380(8-14Pin)	386N 1.19
LM310	.85	LM339	.95	LM709(8-14Pin)	.75
LM311(8-14Pin)	1.50	7805(340T5)	1.50	LM711	.45
LM317T	2.25	LM340T12	1.50	LM723	.75
LM318N	2.15	LM340T15	1.50	LM725	3.95
LM320H6	.89	LM340T18	1.50	LM739	1.50
LM320H15	.89	LM340T24	1.50	LM741(8-14)	.75
LM320H24	.89	LM340K12	1.50	LM747	1.25
LM320K5	1.65	LM340K15	1.50	LM1307	1.75
LM320K12	1.65	LM340K18	1.50	LM1458	.65
LM320K15	1.65	LM340K24	1.50	LM3900	.75
				LM3909	1.50
				NE555	.50
				NE556	1.00
				NE565	1.50
				NE566	1.75
				NE567	1.50
				TA7205	4.95
				76477	2.95
				95H90	9.95
				TL081CP	.75



# 16K

# Memory

# 8/\$19.95

4116 200ns

NEC

Mostek

**ALL MERCHANDISE 100% GUARANTEED!**

**CALL US FOR VOLUME QUOTES**

## LS SERIES

74LS00	32	74LS155	1.19
74LS01	28	74LS156	.95
74LS02	38	74LS157	.79
74LS03	32	74LS158	.82
74LS04	35	74LS160	.94
74LS05	28	74LS161	.99
74LS08	38	74LS162	.99
74LS09	38	74LS163	.99
74LS10	32	74LS164	.99
74LS11	29	74LS165	.99
74LS12	29	74LS166	2.40
74LS13	38	74LS168	1.79
74LS14	99	74LS169	1.79
74LS15	35	74LS170	1.89
74LS20	26	74LS173	.82
74LS21	30	74LS174	1.19
74LS22	34	74LS175	1.09
74LS26	40	74LS181	2.19
74LS27	35	74LS190	1.15
74LS28	39	74LS191	1.31
74LS30	35	74LS192	.88
74LS32	39	74LS193	.98
74LS33	54	74LS194	1.89
74LS37	78	74LS195	1.39
74LS38	39	74LS196	.82
74LS40	25	74LS197	.82
74LS42	79	74LS221	1.28
74LS47	78	74LS240	1.89
74LS48	78	74LS241	1.89
74LS51	35	74LS242	1.89
74LS54	35	74LS243	1.89
74LS55	32	74LS244	1.79
74LS73	44	74LS245	2.89
74LS74	48	74LS251	1.32
74LS75	58	74LS253	.89
74LS76	50	74LS257	.89
74LS78	59	74LS258	.89
74LS83	90	74LS259	2.89
74LS85	1.23	74LS260	.68
74LS86	45	74LS266	.68
74LS90	70	74LS273	1.69
74LS92	82	74LS275	3.39
74LS93	71	74LS279	.59
74LS95	1.11	74LS283	1.03
74LS96	86	74LS290	1.25
74LS107	43	74LS293	1.89
74LS109	49	74LS295	1.09
74LS112	48	74LS298	1.24
74LS113	48	74LS352	1.59
74LS114	55	74LS353	1.59
74LS122	55	74LS363	1.39
74LS123	99	74LS365	.99
74LS124	2.99	74LS366	.99
74LS125	99	74LS367	.99
74LS126	88	74LS368	.99
74LS132	69	74LS373	1.85
74LS136	58	74LS374	1.81
74LS138	79	74LS377	1.48
74LS139	79	74LS385	1.90
74LS145	1.19	74LS386	.65
74LS148	1.39	74LS390	1.90
74LS151	79	74LS393	1.90
74LS153	79	74LS395	1.69
74LS154	2.39	74LS670	2.29

# SPRING MEMORY SALE

RAMS			100pcs		EPROMS	
2101	(450ns)	2.49	1702	( 1us)	4.95	100pcs 4.75
2102-1	(450ns)	.99	2708	(450ns)	4.95	4.75
21L02-1	(450ns)	1.29	2758(5v)	(450ns)	9.95	Call
2111	(450ns)	2.99	2716(5v)	(450ns)	7.95	6.95
2112	(450ns)	2.99	2716-1(5v)	(350ns)	12.95	10.95
2114	(450ns)	2.95	TMS2516	(450ns)	9.95	9.50
2114L-2	(200ns)	8/29.95	TMS2716	(450ns)	9.95	8.95
2114L-3	(300ns)	8/24.95	2732	(450ns)	29.95	Call
4027	(250ns)	4.95	TMS2532	(450ns)	21.95	Call
4116-15	(150ns)	8/21.95	TMS25L32	(450ns)	29.95	Call
4116-20	(200ns)	8/19.95	TMS2564	(500ns)	179.95	Call
4116-30	(300ns)	8/18.99				

**NEED YOUR ORDER  
SHIPPED TODAY?  
THEN CALL TOLL FREE  
800-538-5000**

**IN CALIF.  
800-662-6233**  
(effective 4-14-81)

**BEFORE YOU BUY, CALL US.  
WE WILL BEAT  
ANYONE'S PRICES**

### 6800

6800	11.75
6810	4.60
6820	5.75
6821	6.40
6828	9.95
6834	19.95
6850	5.75
6852	5.75
6875	6.95

### 8080

8080A	3.95
8085A	12.95
8212	2.75
8214	2.25
8216	2.75
8224	2.95
8226	3.49
8228	4.95
8238	5.50
8251	6.95
8253	12.95
8255	6.50
8257	16.95
8259	14.95
8275	49.95
8279	15.95

### Z80

Z80	9.95
Z80A	12.95
Z80-CTC	7.65
Z80-DMA	18.00
Z80-PIO	7.60
Z80-SIO/2	27.50
Z80-SIO/9	20.50

### MISC.

1771-B01	24.95
3242	9.95
AY5-1013	4.99
8T26	2.49
8T28	2.49
8T97	1.69
8T98	1.69

### T.V. CIRCUITS

MC1330	1.89
MC1350	1.29
MC1358	1.79
LM380	1.29
LM565	.99
LM741	.29
LM1310	2.90
LM1800	2.99
LM1889	2.49

### 7400 SERIES

7400	19	7450	19	74-23	.59
7402	19	7472	29	74-51	.69
7404	24	7473	34	74-53	.59
7406	29	7474	35	74-54	1.49
7407	29	7475	49	74-56	.69
7408	24	7476	35	74-57	.69
7410	19	7483	65	74-61	.79
7420	19	7486	35	74-63	.89
7430	19	7490	49	74-64	.89
7432	29	7491	69	74-73	1.39
7440	19	7492	59	74-74	.89
7442	49	7493	49	74-75	.89
7445	69	7496	74	74-76	.89
7446	69	74100	1.19	74-82	.79
7447	59	74107	34	74-83	.79
7448	69	74121	34	74-86	.79

### IC SOCKETS

8 pin ST	10/1.29	8 pin WW	.59
14 pin ST	10/1.49	14 pin WW	.69
16 pin ST	10/1.69	16 pin WW	.69
18 pin ST	10/1.99	18 pin WW	.99
20 pin ST	10/2.89	20 pin WW	1.09
22 pin ST	10/2.99	22 pin WW	1.39
24 pin ST	10/2.99	24 pin WW	1.49
28 pin ST	10/3.99	28 pin WW	1.69
40 pin ST	10/4.99	40 pin WW	1.99

ST = SOLDERTAIL WW = WIREWRAP

### VOLTAGE REG'S

7805T	89	7905T	99
7812T	89	7912T	99
7815T	99	7915T	1.19
7824T	99	7924T	1.19
7805K	1.39	7905K	1.49
7812K	1.39	7912K	1.49
78L05	.69	79L05	.79
78L12	.69	79L12	.79
78L15	.69	79L15	.79

### TRANSISTORS

2N2222	10/1.00	100/8.99
2N3904	10/1.00	100/8.99
2N3906	10/1.00	100/8.99
2N3055	.79	10/6.99

### LEDS

Jumbo Red	10/.00
Jumbo Green	6/.00
Jumbo Yellow	6/.00
5082-7760	43CC .79
MAN74	3CC .99
MAN72	3CCA .99

### 74S00 SERIES

74S00	.50	74S124	3.95	74S288	4.75
74S02	.50	74S174	1.49	74S387	5.75
74S04	.50	74S188	4.75	74S471	18.75
74S08	.50	74S195	1.95	74S472	18.75
74S37	.55	74S240	2.95	74S474	19.95
74S74	.80	74S260	1.80	74S570	7.80
74S113	.79	74S287	4.75	74S571	7.80

### CMOS

4001	.35	4024	.99	4070	.49
4002	.39	4025	.29	4071	.49
4007	.25	4027	.65	4072	.49
4009	49	4040	1.29	4081	.39
4010	49	4042	.99	4093	.99
4011	.35	4046	1.79	4098	2.49
4012	29	4047	2.49	4503	.69
4013	49	4049	.49	4508	3.95
4016	.59	4050	.69	74C04	.39
4017	1.19	4060	1.39	74C14	1.49
4020	1.19	4066	.79		
4023	.29	4069	.39		

### LINEAR

LM301v	.34	LM556	.69	LM1488	1.39
LM308v	.98	LM565	.99	LM1489	1.39
LM309K	1.49	LM566v	1.49	LM1800	2.99
LM311v	.64	LM567v	1.29	LM1889	2.49
LM317T	2.29	LM723	.49	LM3900	.59
LM318v	1.49	LM733	.98	75451v	.39
LM323K	4.95	LM741v	.29	MC1330v	1.89
LM324	.59	LM747	.79	MC1350v	1.29
LM339	.99	LM748v	.59	MC1358	1.79
LM377	2.29	LM1310	2.90		
LM380	1.29	LM1414	1.59		
LM555v	.39	LM1458v	.69		

T = TO-220 V = 8 pin K = TO-3

### DIP SWITCHES

4 position	.99
5 position	1.02
6 position	1.06
7 position	1.09
8 position	1.14

**JDR MICRODEVICES, INC.**  
1101 South Winchester Blvd.  
San Jose, California 95128  
800-538-5000 408-247-4852

**TERMS:** Include \$2.00 for shipping. \$10.00 minimum order.  
Send SASE for complete catalog. Bay Area Residents add  
6 1/2% sales tax. Calif. Residents add 6% sales tax. We  
reserve the right to limit quantities and substitute  
manufacturer. Prices subject to change without notice.  
Foreign orders add suft. postage.



### HAND HELD GAME BOARD SPECIALS

These are the complete functional circuit boards from popular hand held games — no case or batteries supplied.

#### Computer Perfect

Has 10 LEDs and tone signals. You try to guess correct button sequence to light LEDs in order. Requires two 9V batteries. With instructions. C24404 \$4.50



#### Computer Mind

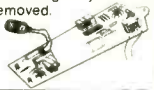
You guess the secret number stored in computer chip memory. Has 10 LEDs and keyboard. Requires one 9V battery. With instructions.

C24405

\$3.75


#### Starsound Board

Unique board uses IC circuitry and gravity switch to produce space engine sounds. Point the board downwards and it produces "idle" sounds. Point upwards and the sound increases in pulsating frequency to produce "Blastoff" sounds. Originally had LED circuitry but this has been removed. Sound portion is 100% perfect. Requires 9V battery and speaker. C24406 \$2.50  
2' Speaker for above. C24311 99c




#### 120 VAC Xenon Strobe Kit

Complete variable rate strobe light kit. Contains all parts. PC board, line cord and instructions. C23071 \$7.50



#### Super LED Flasher Kit

Great for Robot projects this simple to build kit uses IC circuitry to randomly flash 4 LEDs. 2 red, 1 yellow, 1 green. Complete with all parts, PC board and instructions. Size: 2" x 2". Operates on 9VDC. C24407 \$4.98



**CHANEY**  
electronics inc.

P.O. BOX 27038  
DENVER, COLORADO 80227

Phone Orders 303-781-5750  
• Minimum AD Order \$6.00  
• Please include \$1.50 for postage  
• VISA MC accepted  
• Phone orders are welcome

Send for our free catalog of unique items

CIRCLE NO. 7 ON FREE INFORMATION CARD

# EIGHT 16K DYNAMIC RAMS FOR \$24.50

Fast/low power RAMs expand memory in TRS-80® (III/III and Color Computers, Heath H89, Apple, newer PETs, etc. 1 year limited warranty. Add \$3 for two dip shunts & conversion instructions for TRS-80® I.

®TRS-80 is a trademark of the Tandy Corporation

# POWER SUPPLIES

**12 VOLT 8 AMP: \$44.50.** With crowbar overvoltage protection, current limiting, adjustable output 11-14V. RF suppression, easy assembly. Does not include enclosure and line cord. Allow \$10 for shipping; excess refunded.

**1/2 AMP POWER SUPPLY: \$8.00** (specify 5, 6, 8, or 12 Volt operation). Regulated, short-proof, thermally limited, 1 A intermittent operation. Less case and hardware.

**BIPOLAR SUPPLY #13-XX: \$15.00** (specify ±5V, ±6V, +8V, ±9V, +12V, or ±15V operation). Regulated, very simple assembly, virtually blow-out proof, delivers +250 mA minimum per side.

8 pin 100/\$5.95  
14, 16 & 18 pin 50/\$4.95  
20 pin 40/\$4.95  
24, 28 pin 30/\$4.95  
40 pin 20/\$4.95

# SOLDERTAIL SOCKETS

**SALE PRICE! AP Products** solderless breadboard kit. With 1,032 solderless plug-in tie point capacity. Was \$24.95, now \$19.95

**SALE!! MA1003 12V Clock Module \$10.95.** Module plus Case \$14.80.

**TERMS:** Call res add tax. Allow 5% shipping excess refunded. Orders under \$15 add \$2 handling. VISA and Mastercard orders (\$26 min call \$15). \$80/808: 24 hrs. Include street address for UPS. Prices subject to change without notice. Limited quantity on most items.

# GODBOUT

ELECTRONICS  
BOX 2355, OAKLAND AIRPORT, CA 94614

CIRCLE NO. 22 ON FREE INFORMATION CARD

# SEMICONDUCTOR

### CMOS

4012	12/\$2
4020	4/\$2
4023	12/\$2
4044	4/\$2
4046	2/\$2
4071	4/\$2
4093	4/\$2
4507	2/\$2
4510	3/\$2
4511	4/\$2
4512	12/\$2
5101	10/\$17.50

### LINEARS

301H	10/\$2
308H	6/\$2
703H	6/\$2
723D	6/\$2
741M	15/\$2
1458M	10/\$2
4195TK	2/\$2

### TTL

7403	21/\$2
7410	21/\$2
7413	6/\$2
7428	13/\$2
7438	21/\$2
7444	8/\$2
7450	21/\$2
7472	21/\$2
7493	10/\$2
7496	12/\$2
74122	18/\$2
74151	8/\$2
74155	8/\$2
74159	4/\$2
74161	8/\$2
74163	8/\$2
74164	6/\$2
74190	4/\$2
74192	4/\$2
74194	4/\$2
74195	6/\$2
74198	4/\$2

### TO-220 NEGATIVE VOLTAGE REGULATORS

7906	2/\$2
7908	2/\$2
7912	2/\$2
79M15	2/\$2
7918	2/\$2
7924	2/\$2

**SPECIAL! EPROMS AT A GREAT PRICE: 2708 EPROM \$3.50 EACH; 2716 EPROM \$8.50 EACH. LIMITED QUANTITY.**

### OTHER COMPONENTS

1000 uF 35V axial capacitor	10/\$2.00
10,000 uF 10V axial capacitor	5/\$2.00
S-100 card edge connectors	10/\$29.50
Resistor asst. (cut & bent leads)	1000/\$5
2102 low power 1K static RAM	10/\$9.90
General purpose silicon signal diodes	50/\$2
GT5306 NPN darlington, min gain 17000, 25V 200 mA, TO92 package	100/\$8.95
NPN transistor similar 2N3904	100/\$7.95
PNP transistor similar 2N3906	100/\$8.95
MCT-2/IL-1 pinout	5/\$2
SN76477 complex sound generator	
Opto-Isolator Grab Bag - 50 mixed opto-isolators from a major manufacturer. Unmarked 6 and 8 lead minidips include single and dual types with diode, transistor, and darlington outputs. Test them yourself and save! Not recommended for beginners.	1/\$2.50

send for our flyer!

CIRCLE NO. 22 ON FREE INFORMATION CARD

# Quest

ELECTRONICS

P.O. Box 4430C  
Santa Clara, CA 95054

Will calls: 2322 Walsh Ave.  
(408) 988-1640 TWX 910-338-2139

Same day shipment. First line parts only. Factory tested. Guaranteed money back. Quality IC's and other components at factory prices.

### INTEGRATED CIRCUITS

74LS00 TTL	20	2101/1	3.85
74LS00N	29	2102/1	3.85
74LS04	35	2102L-4	1.45
74LS05	25	2102AN-2L	1.85
74LS08	35	2104A-4	4.95
74LS10	35	2107B-4	3.75
74LS16	55	2311/1	3.95
74LS14	100	2112/2	3.95
74LS20	35	2114A-5	2500's
74LS22	35	2114L-3000's	4.00
74LS24	35	4116	3000's
74LS28	35	4116-2000's	23.95
74LS33	60	MMS62	4.40
74LS36	60	MMS280	3.00
74LS47	45	MMS320	9.00
74LS79	65	MMS30	5.94
74LS90	60	PD4110-3	5.00
74LS93	75	PD4110-3	5.00
74LS95	1.00	PS91B	1.00
74LS107N	45	4200A	2.90
74LS112N	45	8252S	2.90
74LS131N	45	91130A	1.50
74LS132N	88	HDC1365	6.95
74LS138	50	MMS7100	5.50
74LS151N	75	MCM6751A	9.95
74LS155N	75	GM28500-1	9.95
74LS162N	110	4100	16.00
74LS163N	110	4100	16.00
74LS174N	115	8113	3.00
74LS190N	125	8120	5.50
74LS221N	125	8123	3.10
74LS259N	100	8174	3.50
74LS367N	89	8125	3.20
		8126	1.69
		8128	2.75
		8197	1.69
		8198	1.69

MOS MEMORY RAM	PROM	MICROPROCESSOR	IC SOCKETS
2101/1	8 95	8502	10 95
2102/1	6 10	8504	9 95
2102L-4	1 45	271611	18 00
2102AN-2L	1 85	2716	18 00
2104A-4	4 95	8215 5 Volt	10 50
2107B-4	3 75	2732	29 50
2311/1	3 95	2758	19 50
2112/2	3 95	8741A	55 00
2114A-5	3 75	8748	55 00
2114L-3000's	4 00	8748-8	55 00
4116	3 75	8754	95 00
4116-2000's	23 95	NBS23	2 95
MMS62	4 40	NBS123	4 75
MMS280	3 00	NBS128	4 75
MMS320	9 00	NBS129	4 75
MMS30	5 94	NBS131	6 50
PD4110-3	5 00	NBS136	8 75
PD4110-3	5 00	NBS137	8 75
PS91B	1 00	NBS138	8 75
4200A	2 90	8221	6 50
8252S	2 90	8222	6 50
91130A	1 50	8223	6 50
HDC1365	6 95	8224	6 50
MMS7100	5 50	8225	5 75
MCM6751A	9 95	8257	10 95
GM28500-1	9 95	8259	14 55
4100	16 00	8269	14 55
4100	16 00	8270	14 55
8113	3 00	8271	14 55
8120	5 50	8272	14 55
8123	3 10	8273	14 55
8174	3 50	8274	14 55
8125	3 20	8275	14 55
8126	1 69	8276	14 55
8197	1 69	8277	14 55
8198	1 69	8278	14 55

SOLDER TAIL LOW PROFILE	
8 pin	100/\$5.95
14, 16 & 18 pin	50/\$4.95
20 pin	40/\$4.95
24, 28 pin	30/\$4.95
40 pin	20/\$4.95
CRYSTALS	
1 MHz	4 50
2 MHz	4 50
4 MHz	4 25
8 MHz	4 25
16 MHz	4 25
30 MHz	4 50
50 MHz	4 50
100 MHz	4 50
200 MHz	4 50
300 MHz	4 50
400 MHz	4 50
600 MHz	4 50
800 MHz	4 50
1000 MHz	4 50
1500 MHz	4 50
2000 MHz	4 50
3000 MHz	4 50
4000 MHz	4 50
5000 MHz	4 50
6000 MHz	4 50
8000 MHz	4 50
10000 MHz	4 50

Linear CMOS and 7400 complete lines in stock. Send for catalog.

### Modem Kit \$60.00

State of the art, orig., answer. No tuning necessary. 103 compatible 300 baud. Inexpensive acoustic coupler plans included. Bd. only \$17.00.

### Z80 Microcomputer

16 bit I/O. 2 MHz clock, 2K RAM, ROM Breadboard space. Excellent for control. Bare Board \$28.50. Full Kit \$99.00. Monitor \$20.00. Power Supply Kit \$35.00. Tiny Basic \$30.00

### Video Modulator Kit \$9.95

Convert TV set into a high quality monitor w/o affecting video. Comp. kit w/full instrur.

### Multi-volt Computer Power Supply

8v 5 amp, ±18v 5 amp, 5v 1.5 amp, -5v 5 amp, 12v 5 amp, -12v optional, ±5v, ±12v are regulated. Basic Kit \$29.95. Kit with chassis and all hardware \$43.95. Add \$4.00 shipping. Kit of hardware \$14.00. Woodgrain case \$10.00. \$1.50 shipping.

TERMS: \$5.00 min. order U.S. Funds. Calif residents add 6% tax. \$10.00 min. BankAmericard and Master Charge accepted. \$1.00 insurance optional. Postage: Add 5%. C.O.D. \$10.00 min. order.

CIRCLE NO. 50 ON FREE INFORMATION CARD

### RCA Cosmac 1802 Super Elf Computer Kit \$106.95

The Quest Super Elf is the right choice for the person who has a need to learn more about computers, from an understanding of the hardware and how it goes together to beginning programming with machine language on up through basic.

#### Tremendous Value

The Super Elf is a tremendous value as it combines video, digital displays, LED displays, and music, all on a single board for \$106.95. Its unique ability for single step debugging, display of state and mode of the computer and display of addressing as an inexpensive option gives it an "easy to use" capability not available anywhere at the price.

#### Inexpensive Expansion

The Super Elf expansion capability is virtually unlimited and you can do it inexpensively one step at a time. Expansion includes cassette interface, additional memory, color video, Basic, ASCII keyboard, printer, floppy, S-100 bus, RS232, etc.

#### Strong Software Support

The Super Elf comes complete with power supply and detailed 127 page instruction manual which includes over 40 pages of



software, including a series of lessons to help get you started and a music program and graphics target game. Many schools and universities are using the Super Elf as a course of study. OEM's use it for training and R&D. A monthly newsletter, Quest-data is devoted exclusively to software for the Super Elf and there are many software books available at low cost. You can do a tremendous amount with the software available and there is more coming every day. Of course, you can do your own programming which is fun and very rewarding.

#### Free 14 Page Brochure

Send or call for a free brochure on all details and pricing of the Super Elf and its expansion. We will get it right out to you!

### 60 Hz Crystal Time Base Kit \$4.40

Converts digital clocks from AC line frequency to crystal time base. Outstanding accuracy.

### Rockwell AIM 65 Computer

4K version \$450.00

### Ohio Scientific Computer Products

CIP Series 2 \$447.00  
with monitor/TV combo \$599.00  
CIPMF Series 2 \$1225.00  
with monitor TV/combo \$1349.00  
Superboard II \$289.00

FREE: Send for your copy of our NEW 1981 QUEST CATALOG. Include 48¢ stamp.

# THE MICROCOMPUTER MART

## COMPUTER RETAIL STORES

**MICROCOMPUTER MART RATE:** 1" x 1 Column (1-5/8") \$150. 1-1/2" x 1 Column (1-5/8") \$225.00. 2" x 1 Column (1-5/8") \$300.00. **GENERAL INFORMATION:** Frequency rates available. Payment must accompany copy except credit card—Am. Ex., Diners, MC, VISA (supply Expiration date)—or accredited ad agency insertions. Orders are not acknowledged. They will appear in next available issue after receipt. Closing date: 1st of the 2nd month preceding cover date (for example, April issue closes February 1st). Send order and remittance to MicroComputerMart, **POPULAR ELECTRONICS**, One Park Avenue, New York, NY 10016. Direct inquiries to (212) 725-3485.

### CALIFORNIA

#### OHIO SCIENTIFIC MICRO-COMPUTERS

A.A. Office  
Equipment Company  
2140 American Avenue  
Hayward, CA 94545  
(415) 782-6110

**The Original**  
**ByteShop**  
1415 W. El Camino Real  
Mountain View, CA 94040  
(415) 969-5464

**Disc/3**  
**MART, INC.**  
\*WE SPECIALIZE IN LOW COST PRINTERS\*  
Call Us For Quotes On Centronics, Anadex, Epson And Any Others. Try Us For The Best Prices On Diskettes, Cartridges And Accessories.  
Centronics Printer 737 (Parallel) . . . \$775.00  
Anadex Printer DP-9500 9501 . . . \$1,350.00  
1840 Lincoln Blvd.  
Santa Monica, CA 90404  
(213) 450-5911

### NEW HAMPSHIRE

As advertised in 73 Amateur Radio, 80 Microcomputing & Kilobaud Microcomputing magazines  
**COMPUCRUISE**  
WITH CRUISE CONTROL  
Regular list \$199.95 + \$8.00  
**\$159.95**  
FREE CATALOG shipping & handling.  
MAIL ORDER MICROS  
Dept. P7, 803-924-3041  
P.O. Box 427 Marlboro, N.H. 03485

- Northstar
- Exidy
- OSI
- TRS-80
- Apple
- PET
- Heath
- TI 99/4
- Atari

*Free Software Catalog*

Instant Software Inc.  
Dept. PE-1  
Peterborough, NH 03458

### ILLINOIS

**FARNSWORTH COMPUTER**  
Apple, Hewlett-Packard  
I.D.S. Printers  
Monthly Specials  
1891 N. Farnsworth Ave.  
Aurora, IL 60505 (312) 851-3888

### RHODE ISLAND

**WHOLESALE COMPUTER PRICES DIRECT TO THE PUBLIC!**  
Apple • Atari • HP-85 • Intertec • Soroc • TRS-80II • NEC Spinwriter  
**CALL TOLL FREE 1-800-556-7586**  
**OMEGA Sales Co.** 12 Meeting St. Cumberland, RI (401) 722-1027

### NEW YORK

**Cromemco**  
Tomorrow's Computers Today!  
BEST PRICING—WARRANTY SERVICE  
**COMPUTER CENTER**  
31 E. 31st St. & 480 Lex. Ave.  
N.Y., NY 10016 N.Y., N.Y. 10167  
(212) 889-8130

### WISCONSIN

**OHIO SCIENTIFIC SYSTEMS**  
We'll Beat Any Price!  
We also carry Apple Computers  
Write or call for prices  
TOLL FREE 1-(800) 558-4237  
**COMPUTERS PLUS INC.,**  
2749 South 108th St.  
Milwaukee, WI 53227  
(414) 321-1770

### MASSACHUSETTS

**THIS** is only one of hundreds of unusual values . . .  
Get your **FREE CATALOG** today!  
Model 111 16 K • \$859  
**TOLL FREE 1-800-343-8124**  
**computer plus** 245A Great Road Littleton, MA 01460

### TEXAS

**TEXAS COMPUTER SYSTEMS**  
**Radio Shack**  
Authorized Sales Center, OFFERS  
**LOWEST PRICES on**  
**TRS-80 COMPUTERS**  
Call TOLL FREE for the BEST PRICES on all Radio Shack® Computers and accessories  
• **FREE SHIPPING** on most items  
• No out of state sales tax charged  
**NEW—Percom DOUBLE DENSITY** for Model I. Twice the disk space. Easy to install, no modifications. Copies single density to **DOUBLE DENSITY** to convert existing software. Less than \$200  
**TOLL FREE 800-351-1473**  
Texas Residents 915-531-9873  
**TEXAS COMPUTER SYSTEMS**  
106 E. 10th, Brady, TX 76825  
Radio Shack® Authorized Sales Center #703  
100-001-0000-0000-0000-0000

**As a Radio Shack® Authorized Sales Center owned & operated by Pan American Electronics, Inc., we can sell them for less. No taxes collected on out-of-state shipments. We pay shipping & insurance.**  
**TOLL FREE 800/531-7466**  
Texas & Main No. 512/581-2765  
1117 Conway  
Mission, Texas 78572

**COMPUTER RETAILERS**  
*Increase Your Sales Responses!!!*  
Your computer store ad in **THE MICROCOMPUTER MART** will enable you to reach **POPULAR ELECTRONICS'** Electronics Activist audience . . . an audience that utilizes microcomputer equipment for business AND personal purposes. For further details, call (212) 725-3485.



## VECTOR SLIT-N-WRAP<sup>TM</sup> MEETS PAR. 5.6 MIL-STD-1130A

4 TIMES FASTER WITH NO PRECUTTING NO PRESTRIPPING

SLIT-N-WRAP TO BE SURE DON'T JUST WRAP AND WONDER IF THE POST CUT THE INSULATION



**Vector Electronic Company**  
INCORPORATED

12460 Gladstone Ave., Sylmar, CA 91342

CIRCLE NO. 59 ON FREE INFORMATION CARD

www.americanradiohistory.com

# Electronics Classified

**CLASSIFIED RATES:** Per Word, 15 Word Minimum. **COMMERCIAL:** \$3.00. **EXPAND-AD:** \$4.50. **DISPLAY:** 1" x 2/4", \$370.00. 2" x 2/4", \$740.00. 3" x 2/4", \$1,110.00. **GENERAL INFORMATION:** Frequency rates and prepayment discounts available. Payment must accompany order except credit card—Am. Ex., Diners, MC, VISA (include exp. date)—or accredited ad agency insertions. Copy subject to publisher's approval; must be typewritten or printed. First word set in caps. Advertisers using P.O. Boxes MUST supply permanent address and telephone number. Orders not acknowledged. They will appear in next available issue after receipt. Closing date: 1st of the 2nd month preceding cover date (e.g., Mar. issue closes Jan. 1). Send order & remittance to: Classified Advertising, Popular Electronics Magazine, 1 Park Avenue, New York, NY 10016. Direct inquiries to Rose Lynch (212) 725-7686.

## FOR SALE

**FREE!** Bargain Catalog—I.C.'s, LED's, readouts, fiber optics, calculators parts & kits, semiconductors, parts. Poly Paks, Box 942PE, Lynnfield, Mass. 01940.

**GOVERNMENT** and industrial surplus receivers, transmitters, sniperscopes, electronic parts, Picture Catalog 25 cents. Meshna, Nahant, Mass. 01908.

**ELECTRONIC PARTS,** semiconductors, kits. **FREE FLYER** Large catalog \$1.00 deposit. **BIGELOW ELECTRONICS,** Bluffton, Ohio 45817.

**RADIO—T.V. Tubes—** 49 cents each. Send for free catalog. Cornell. 4213 University, San Diego, Calif. 92105.

**SAVE UP TO 50%** on name brand test equipment. Free catalog and price list. Salen Electronics, Box 82, Skokie, IL 60077.

**SOUND SYNTHESIZER KITS—** Surf \$16.95, Wind \$16.95, Wind Chimes \$22.95, Musical Accessories, many more. Catalog free. PAIA Electronics, Box J14359, Oklahoma City, OK 73114.

**BUILD AND SAVE TELEPHONES, TELEVISION, DETECTIVE, BROADCAST** Electronics. We sell construction plans with an Engineering Service. Speakerphones, Answering Machines, Carphones, Phonevision, Dialers. Color TV Converters. VTR. Games. \$25 TV Camera. Electron Microscope. Special Effects Generator. Time Base Corrector. Chroma Key. Engineering Courses in Telephone. Integrated Circuits, Detective Electronics. **PLUS MUCH MORE.** NEW Super Hobby by Catalog PLUS year's subscription to Electronic News Letter, \$1.00. Don Britton Enterprises, 6200 Wilshire Blvd., Los Angeles, Calif. 90048.

**UNSCRAMBLERS** For any scanner. Several models available. Free literature. Capri Electronics, 8753T Windom, St. Louis, MO 63114.

**UNSCRAMBLERS,** seven models available to decode police, ambulance, and fire coded transmissions. Other scanner devices. Tone encoders decoders. Telephone accessories, etc. Free Catalog. **KRYSTAL KITS,** Box 445, Bentonville, AR 72712. (501) 273-5340.

**POLICE/FIRE SCANNERS,** crystals, antennas, CBs. Radar Detectors. HPR, Box 19224, Denver, CO 80219.

**PRINTED CIRCUIT** supplies, chemicals, tools, artwork, plating solutions. Major credit cards. Catalog \$2.00, refundable. **CIRCOLEX,** Box 198, Marcy, NY 13403.

**RECONDITIONED TEST EQUIPMENT** \$1.00 for catalog. **WALTER'S TEST EQUIPMENT,** 2697 Nickel, San Pablo, CA 94806, (415) 758-1050.

**Buy Gov't Surplus**

**SAVE To 85%**

**SURPLUS CENTER** Box 82209-PE Lincoln, Nebraska Zip Code 68501

**Send 60c For Big Bargain Catalog**

1000's Of Bargains: Surplus, Excess Inventory, Brand Name New Equipment

- COMPRESSORS • WINCHES • GEAR MOTORS
- TELEPHONES • WELDERS • POWER PLANTS
- SURVEYING INSTRUMENTS • ELECTRONICS
- FIRE/BURGLAR ALARMS • PAINT GUNS
- TAPES • BINOCULARS • TOOL BOXES
- HYDRAULICS • AIR TOOLS • PUMPS

**EQUIPMENT CATALOG**

**SURPLUS CENTER**

**NEW ELECTRONIC PARTS.** Continuously stocked. Stamp brings catalog. Daytaro Electronics, 3029 N. Wilshire Ln., Arlington Hts., IL 60004.

**ELECTRONIC CATALOG.** Over 4,500 items. Parts, & components. Everything needed by the hobbyist or technician. \$2.00 (U.S. funds) \$4.00 Foreign Postage & handling, refundable with first \$15.00 order. T & M Electronics, 472 East Main St., Patchogue, NY 11772. (516) 289-2520.

**SPEAKERS SAVE 50%.** Build your own speaker system. Write: McGee Radio Electronics, 1901 McGee Street, Kansas City, Missouri 64108.

**PRINTED CIRCUIT BOARDS,** your artwork. Quick delivery. Reasonable. Atlas Circuits, Box 974, Waynesville, NC 28786. (704) 456-3739.

**HAMS, CBERS, SWLS, ELECTRONICS BUFFS!** Parts, kits and plans now available for Popular Electronics projects. **MORSE-A-WORD:** Circuit boards \$24.00; Essential parts kit \$99.95; Complete four character kit \$149.95; Eight character kit \$169.95; Wired \$249.95. **RTTY READER:** Boards \$24.00; Complete kit \$169.95; Wired \$249.95. **S&H** \$5.00 kits; \$1.50 boards. Use VISA/Mastercard. (414) 241-8144. Write for catalog. **MICROCRAFT,** POB 513PE, Thiensville, WI 53092.

**CABLE TV DESCRAMBLERS AND CONVERTERS. MICROWAVE ANTENNAS AND DOWN CONVERTERS.** Plans and parts. Build or buy. For information send \$2.00. **C&D Company,** P.O. Box 21, Jenison, MI 49428.

**FIBER OPTIC SPECIALS—** 100 foot spool of fiber \$3.00—Experimenter's kit \$6.00—High Power LED with matched Detector \$10.00—Data Link construction plans (detailed) \$5.00. Catalog with samples \$1.00. **FIBERTRONICS,** Box 322-A, Primos, PA 19018.

**SCRAMBLED TELEVISION—** Encoding/Decoding. New publication. Complete theory, circuits. \$9.95. **Workshop,** Box 393PEH, Bethpage, NY 11714.

### Telephone Listening Device

Record telephone conversations in your office or home. Connects between any cassette or tape recorder and your telephone or telephone LINE. Starts automatically when phone is answered. Records both sides of phone conversation. Stops recorder when phone is hung up. This device is not an answering service.

Each \$18.95

Qty. Disc Avail.

#### Super Powerful Wireless Mic

10 times more powerful than other mics  
Transmits up to 1/4 mile to any FM radio  
Easy to assemble kit 15V battery (not incl.)

Call (305) 725-1000 or send \$18.95 + \$1.00 shipping per item to USI Corp. P.O. Box PE-2052, Melbourne, FL 32901  
COD's accept. For catalog of transmitters, voice scramblers and other specialty items, enclose \$2.00 to USI Corp.

**CHEMICALS,** Apparatus. Project Books. Wide Selection. Catalog send \$1.00 to Pioneer Corp., 14a Hughey Street, Nashua, NH 03060.

**TEST EQUIPMENT,** new and used. Catalog \$1.00. **PTI,** Box 8756, White Bear Lake, MN 55110.

**QUALITY AUDIO COMPONENTS.** Multi-Track Equipment, Programmable Calculators, Accessories. Competitive Pricing! Prompt Delivery! Knowledgeable staff! Service Facility! Credit Cards accepted. **FREE catalog SOUND IDEAS,** Dept. SR, PO Box 340, Cary, N.C. 27511. 1-800-334-2483 (N.C. 919-467-8462).

**SATELLITE TELEVISION INFORMATION—** Build or buy your own Earth Station. U.S.\$4.00 Satellite Television, RD 3, Oxford, NY 13830.

**UNSCRAMBLE CODED MESSAGES** from police, fire and medical channels. Also telephone recording adaptor. Same day service. Satisfaction guaranteed. **Don Nobles Electronics, Inc.** Rt. 7, Box 610-A, Hot Springs, AR 71901. (501) 623-6027.

**DECODER KIT, TV UHF CHANNELS.** Sine Wave Decoder System. Model 7 + 11 SWD, complete kit \$139.00, plus 5% for shipping and handling. Also parts etc. Catalog \$1.00. Visa. Master Charge acceptable. **Simple Simon Electronic Kits,** 11852 S. Hawthorne Blvd., Hawthorne, California 90250. TEL: (213) 675-2335.

**PCB** as low as 15¢ sq.-in. **FREE DRILLING.** International Enterprise, 6452 Hazel Circle, Simi Valley, CA 93065.

**SUBSCRIPTION TELEVISION EDUCATION MANUAL!** Two scrambling decoding systems, theory, circuits. Decoder dealers listed. \$14.95. Kits available. Satisfaction guaranteed. **ABEX,** P.O. Box 26601-P4, San Francisco, CA 94126.

**TELEVISION DOWNCONVERTERS** and decoders \$99.95 up. Details for Stamp. **GW Electronics,** POB 688, Greenwood, IN 46142.

**POLICE SCANNERS AT WHOLESALE PRICES VISA/MC** Phone orders accepted. (415) 573-1624. Free catalog write: **Scanners Unlimited,** 1199A Laurel Street, San Carlos, CA 94070.

**SUBSCRIPTION TV.** 2300MHz Microwave Antenna Plans. Fully Guaranteed. \$9.95. **DynaComp Electronics, Dept. GF-4,** P.O.B. 4181, Scottsdale, AZ 85258.

**TUBES, IC'S, ni-cads,** FireTick antennas, multimeters, amateur-short wave receivers, scanners, radar, and metal detectors. A + E. C.O.D.'s 1-800-531-5405.

**TOP QUALITY SPEAKERS AND KITS.** Send \$2.00. Speaker Warehouse, 809 North Route 441, Hollywood, FL 33021.

**ROBOT DESIGN BREAKTHROUGH,** Easily Built, Untrappable, Controlled with 4 Bit Input, Microprocessor Adaptable, Complete Plans with 24x36 Blueprint \$6.95. **FREE INFORMATION.** **Zamis Engineering,** 251 First Street PE, Perrysburg, Ohio 43551.

**RF POWER TRANSISTORS - TUBES SPECIAL PARTS** for "HAM" linears. MRF454 \$17.00, MRF455A \$14.00, 8950 \$9.00, 6LF6 \$5.50. Catalog and cross-reference help available. C.O.D., VISA/MC Accepted. **WESTCOM,** 1320 Grand, San Marcos, CA 92069. (714) 744-0728.

**RADIO TELETYPE WORLD PRESS** stations list. Over 50 news services transmitting 24 hours in English worldwide. Much news confidential. Hundreds of frequencies and times. Simple Equipment. How to set up, sources. Book including three lists. \$5.00 postpaid. **UNIVERSAL ELECTRONICS,** 1280 Aida Drive, Reynoldsburg, Ohio 43068.

**SCRAMBLED TELEVISION TUNERS:** Wideband UHF tuner, covers most of UHF to VHF channels. \$24.95 plus \$1.50 postage. Money order only. **Quest Electronics,** Box 1722, Costa Mesa, CA 92627.

**AMATEUR SCIENTISTS,** Electronics Experimenters... Construction plans - drawings, schematics, parts lists. Over 60 items. Catalog - \$1.00. **Technical Writers Group,** Box 5994, University Station, Raleigh, NC 27650.

**SHORTWAVE LISTENERS!** Free catalog. High quality SWL equipment! Radio West, 2015 S. Escondido Blvd., Escondido, CA 92025. (714) 741-2891. The Only all SWL store in the Known World.

**FREE TV DECODER PLANS—** Send self addressed stamped envelope for free plans, parts list and price list to **SCR Electronics, Inc.,** 9533 Valley View, Cypress, CA 90630.

**TO RECEIVE FREE UNINTERRUPTED** movies, Sports shows. Send \$199.95 for complete ready to install **AMATEUR MICROWAVE SUBSCRIPTION T.V. ANTENNA,** or \$9.95 for complete plans, fully guaranteed and refundable against purchase of Antenna. **Phillips-Tech Electronics,** Dept Sp-12, 5025 North 68th Street, Scottsdale, Arizona 85253.

**PAY-TV UNSCRAMBLER** plans \$10.95, Board \$12.95 plus \$1.50 postage. Demex. 6221 Apache, Westminster, CA 92683.

**MICROWAVE ANTENNAS.** High quality commercial units available. Also complete plans and instructions for Amateur Microwave Antennas, Satellite T.V. and Radar Detectors. Write for information. **MICROTRONICS,** Box 32357, Washington, D.C. 20007.

**VERY HIGH-FIDELITY,** 30 watt. power-amp. Distortion way below audibility. \$29.00 per channel, w/heat-sink. You supply power, etc. Send \$1.00 for full line of multi-amp modules and accessory information; **Bulletin Audio,** P.O. Box 25781, Salt Lake City, Utah 84125.

**ELECTRIC CAR CONVERSIONS.** Drawings, pictures, and prices \$2.00 to: **Conversions,** 2103-P Leeway, Roseville, CA 95678.

**HOME STUDY COURSES** bought-sold. \$2.00 to add yours to list. List \$6. **EXCHANGE,** Box 218, River Edge, NJ 07621.

**PSYCHEDELIC LIGHT DRIVER,** Converts music into flashing colors. **EASY** and **INEXPENSIVE.** Complete plans \$2.00. Converters, P.O. Box 559, Foxboro, MASS. 02035.

**VIDEO CATALOG** - complete selection, recorders, cameras, accessories, electronic items, cabinets. Send \$2.00 - refundable first order to: VIDEO MERCHANT, P.O. Box 5381, Dept. 103, Akron, Ohio 44313.

**LOWEST PRICES ELECTRONIC PARTS**, confidential catalog free. KNAPP, 4750 96th St. N., St. Petersburg, FL 33708.

**SAVE** - Thousands of unused capacitors - eg. 250 uf. 150 VDC, only 50c. Weingart, Inc., Fort Wayne, Indiana 46818.

**SPEAKERS! SPEAKERS!** AM/FM CASSETTE RADIOS 4"x10", 5 1/4" Round 20oz, 25 watts coaxial speaker \$27.95 pair, 6"x9" Triaxial 20oz. 30 watt speaker system, \$32.88. Two pair fourway speaker system (8 total speakers!) 40oz Ceramic Magnetic circuit 30 watts, mounted in 6 1/2"x10" Grills \$44.95 pair. **GOOD FOR HOME OR CAR!** Coaxial speaker system in cast aluminum case (5w"x7 1/2"x4d") 50 watts \$54.95 pair, Triaxial speakers in cast aluminum (Triangle enclosure 7w"x7d"x5h") \$69.95 pair. AM/FM cassette in dash radio \$54.95. **INQUIRIES WELCOME.** Send check or money order to: DIRECT WHOLESALE INC., 122 East 42nd Street, Suite 3303, N.Y., NY 10017. Please add \$3.50 for shipping and handling. N.Y. State residents add Sales Tax.

**SUPA CLARIFIER** SSB reception with AM CB's. Simple detailed instructions and parts list. Send \$5.00 to: POBCO, Box 251, Azusa, CA 91702.

**MICROWAVE TV downconverter**, prebuilt \$140.00. Specify output channel. Complete system, \$294.95. Free information. TEM MICROWAVE, 22518 97th Ave. No., Corcoran, MN 55374. 612-498-8014.

**"FONO-NET"**™ Accurate-quick test of phonograph amplifiers with any Audio Generator. Individually calibrated. Guaranteed. \$29.95 postage paid. **QUANTITY DISCOUNTS.** R.C. Davidson Inc., 3005 Bagley Avenue, Los Angeles, CA 90034.

**ELECTRONIC TELEPHONE RINGER** replaces harsh bells with electronic tone at half ringer equivalency! Installs easily. \$14.50. **CONSUMERS' TELEPHONE.** 69-C Smith St., Glen Head, NY 11545.

**DIGITAL REVERB** September 80 issue PE. PCB \$18. Critical IC's \$23. Memory set \$50. SASE for reprint. Videart. Box 10327, Stanford, CA 94305.

**PICK UP SATELLITE TV BROADCASTS** at home. Receiver under \$1500. Complete system under \$5000. Dealer inquiries welcome. CYM ASSOCIATES INC., Dept. P, 160 Tobin Rd., Henrietta, New York 14467. 716/482-5769.

**PICTURE TUBE REBUILDING** equipment new and used. ATOLL TELEVISION, 6425 Irving Park, Chicago, Illinois 60634.

**SATELLITE PARABOLIC ANTENNA**, including polar mount. Fiberglass and steel construction I/d-.45. 10'-39db - \$1000.00. 12'-41db - \$1100.00. Satronics Communications. P.O. Box 2924 St. A, Champaign, IL 61820. (217) 398-2873.

**RESISTORS** 1/2W, 1/4W 5% C.F. 3c ea. NO MINIMUMS 1% Metallfilms. Send for details. Bulk pricing available. JR Industries, 5835-A Swancreek, Toledo, Ohio 43614.

**ELECTRIC CAR PARTS.** Catalog contains parts, plans, instructions. Send \$3.00 to: Electric Vehicle Components Catalog, Flight Systems, Dept. EV8, Box 25, Mechanicsburg, PA 17055.

**DOES YOUR PHONE RING WHEN YOU'RE NOT HOME?** We have the answer. Send 50c to: KMR, Box 5262, Norman, OK 73070.

**SATELLITE EARTH STATION** - Build your own antenna for less than \$200.00 with materials you can buy local. Complete instructions plus material list. Any handyman can do it. Send today \$7.95 to: YOUNG SATELLITE SYSTEM, P.O. Box 79089, Fort Worth, TX 76179.

### TV BAND MICROWAVE ANTENNAS

Factory  
Direct  
Fully  
Assembled



- Many Uses
- 10 Day Trial
- Usable Indoors
- Perfectly legal

FROM  
**\$169.00**

CALL FOR FREE  
INFORMATION PACKET **1-800-634-6062**

Down Converts microwave signals to VHF television band Commercial rod or parabolic dish type  
NOTE: Many versions of our product are available. Let the buyer beware. We fully guarantee ours in writing. We want your recommendation. Weekdays 9-4:30. Sat 10-2 PAC STD TIME

ATARI SPACE INVADERS IS MORE FUN with the RAPID FIRE Variation. Doesn't LIMIT YOU to FIRING ONLY LASER each time. APPLIES INSTANTLY! NO MODIFICATION TO YOUR COMPONENTS! NOW SPECIALLY PRICED! \$5.98 COMPLETE. BALIS, Box 522, Brooklyn, NY 11215.

**ETCHING SOLUTION** Ammonium persulfate. \$2.85/lb. A pound makes two gallons. P/H \$7.5 per pound. EV Electronics, Box 247, Perryville, MO 63775.

# Satellite TV

**FOR THE HOME**

**Sick of Network TV?**

Our receiver lets you get over 75 channels of television directly from earth-orbiting cable TV satellites! HBO, Showtime super stations, sports and movies worldwide



**We don't just sell information! We Manufacture Hardware!**

From offshore oil rigs, data links to hotels and backyard installations, we wrote the book. Constantly updated, our 94 Page technical information book and catalog gives you all the facts. Inexpensive dishes, feeds, telemetry software, kits and more. Recommended reading by NASA, The Office of Consumer Affairs and quality companies like Rockwell/Collins. Send \$7.95 today!



CALL  
24-hr. C.O.D. Hotline  
(305) 339-7600

© **SPACECOAST**  
RESEARCH CORPORATION  
P.O. Box 442-A, Altamonte Spgs, FL 32701

## SATELLITE VISION SATELLITE VISION SATELLITE VISION

We manufacture the highest spec 3-meter data & video dish in the world 41db gain! We also sell direct. Immediate delivery or you pick up. Complete details including satellite TV information, aiming service and discount schedule. Send \$1.25 for postage & handling.

**BUY DIRECT**

TIGER TENNAS  
P O Box 561  
Casselberry, Florida 32707



## COMPUTER EQUIPMENT

**SURPLUS COMPUTER PERIPHERALS:** "Selectric" I/O typewriter bargains. World's largest selection. Send 25c for bargain-packed flyer. CFR, Box 144, Newton, NH 03858.

**LEARN MICROCOMPUTERS** on your own computer. Send \$5.00 for 2 complete instruction manuals. Paccorn. 14905 NE 40th, Dept. MPE021, Redmond, WA 98052.

**WANTED** — Sell your unwanted computer through us. Big savings for buyers in pre-owned equipment. Buyers/sellers — Send SASE or 25c for details, Autocomp, Box 246, Glenham, NY 12527.

**RF MODULATORS!** Special versions for SATELLITE TELEVISION, COMPUTERS, CCTV. Also Monitors, Cameras, Kits. FREE catalog. Phone (402) 987-3771. Dealers welcomed. ATV RESEARCH, 13-P Broadway, Dakota City, NE 68731.

**INTERACT COMPUTERS** — Software, service. Best prices. Send for catalog: MICRO VIDEO, Box 7357, Ann Arbor, Michigan 48107.

**COMPUTERISTS AND COMPUTER CLUBS!** Why pay full price for software? We have it all for most any system and will not be undersold! Guaranteed! Write for free listings. Pacific Discount Software, 3205 Production Circle, Oceanside, Cal. 92054. 714-439-6201.

**FREE COMPUTER SUPPLIES CATALOG** - 1600 field-proven products compatible with any mini or microcomputer. Tapes, disks, floppies, cartridges, cables, furniture, ribbons, more. Order by mail, phone, 24 hour shipment. Inmac, 2465 Augustine Drive, Dept. 200, Santa Clara, Cal. 95051. Call Sandy (408) 727-1970.

**SOFTWARE FOR SMALL SYSTEMS.** TRS-80, CPM, Northstar. This month's special: ALL OSBORNE CBASIC BUSINESS PROGRAMS on CPM disk... \$100. Send system info for catalog. SOFTWARE REVIEW, 704 Solano Ave., Albany, California 94706. (415) 527-7730.

**8 SOCKET AC POWER STRIP.** Eliminate interaction between microcomputers, floppies, printers, memory caused by power line coupling. Varistors eliminate power line spikes that may cause memory loss, errors. Hash filters on each of 3 pairs. Lighted switch, fuse, 3 wire cord, 1875 watts total. Model MFJ-1107. Call or write for more information. To order call toll-free 800-647-1800. Charge VISA, MC or mail check, money order for \$69.95 plus \$4.00 shipping. MFJ Enterprises Inc., Drawer AJ, Mississippi State, MS 39762.

**SAVE 90%** Build Your own Minicomputer. Free Details. Digatek, 2723 West Butler Dr., Suite 20C, Phoenix, AZ 85021.

**TRS-80 COLOR COMPUTER GAMES.** 3 Games on 1 Cassette. Will run on 4 K Machines. (Z-WAR8) (KOLLECT) and (REMEMBER). Send \$9.95 check/M.O.: Musiputer Co., P.O.B 9721-PE, Knoxville, Tenn. 37920.

**USED COMPUTER TERMINALS.** Printers, Modems, Surplus Electronic parts. Catalog \$1.00. RONDURE COMPANY, THE COMPUTER ROOM, 2522 Butler St., Dallas, TX 75235. (214) 630-4621.

**COMPUTER/DISK drive surplus and recycler electronics.** Free catalogue. R.C.M.I., Box 533, Lafayette, Colorado 80026.

## ATARI® GAME OWNERS

You already own a powerful hobby computer!

Realize its capabilities by plugging our MagiCard module into your unaltered Video Computer System™ console. Using our instruction manual, obtain direct control of your ATARI game's features through 6502 machine language programs and your keyboard controllers. Send check or money order for \$49.88 (in Illinois, add 6% tax) to Computer Magic, Inc., Box 3383, Fox Valley Center, Aurora, Illinois 60505.

ATARI and Video Computer System are trademarks of ATARI Inc.

## AMATEUR RADIO

**MADISON DEEP HAM DISCOUNTS.** Kenwood, Yaesu, Icom, Drake, Accessories—Stock. FREE flyer, Madison Electronics, 1508-P McKinney, Houston, TX 77010. (713) 658-0268.

**RADIO AMATEUR CALLBOOKS** 1981 Directories of Radio Amateurs around the world. U.S. Callbook \$20.50; Foreign Callbook \$19.50, shipping included. See your dealer or write for FREE catalog. Radio Amateurs Callbook, Dept. PE, 925 Sherwood Dr., Lake Bluff, IL 60044.

**PLAY YOUR TAPES,** records, T.V. on any F.M. radio in your house - wireless - simple hook-up. Satisfaction guaranteed, \$24.95. Port-o-Sound Co., Box 279A, Howard Beach, NY 11414.

**HAM REPEATER AUTOPATCH** Speech proof Decoder. \$498.00. Write for information: Monroe Electronics, Inc., 450 Housel, Lyndonville, NY 14098. (716) 765-2254.

## C.B. EQUIPMENT

**GET MORE CB CHANNELS AND RANGE!** Frequency Expanders, boosters, speech processors, how-to-books, plans, modifications. Catalog \$2. CB CITY, Box 31500PE, Phoenix, AZ 85046.

**PALOMAR - PRIDE - ATLAS:** Exclusive Repair Facility. Factory trained technicians, all work guaranteed. Palomar Electronics Repair Service, 1320 Grand, San Marcos, Cal 92069. (714) 744-0720.

## CABLE TV

**500 PHILIPS 32 CHANNEL CABLE TV** converters and VCR programmers. \$17,800 prepaid to your door. Sample \$48. Birnbom, 3655 Ridgewood, Suite 103, Montreal, Canada H3V 1B4. (phone 514-739-0614). (U.S. inquiries).



39<sup>95</sup>

ADD \$2.50 FOR POSTAGE

FREE!

UNUSUAL 96 PAGE ELECTRONIC PARTS & IDEAS CATALOG!

ORDER No. 198AE047

**ENCO** ROUTE 9N  
PLATTSBURGH, N.Y. 12901  
Tel.: (518) 561-8700.


## PLANS AND KITS

**PRINTED CIRCUIT** Boards from sketch or artwork. Kit projects. Free details. DANOCINTHS Inc., Dept. PE, Box 261, Westland, MI 48185.


**LASERS HANDBOOK** with burning, cutting. Ruby Reds, CO's complete plans, books, and parts. Send \$4.00 to: Farnco, Dept. PE, Box 1902, Rochester, NH 03867.

**GIANT SCREEN TV** projection system converts any television into 7-foot picture. Lens & instructions \$14.95. (Dealers welcome). Bell Video, 4616 Belair Rd., Baltimore, MD 21206.

### BUILD AN ORCHESTRA THE WRSI WAY



Preview the world's most advanced Do-It-Yourself Organs, Planos, Synthesizers, Amps, etc. Send \$6.00 for our famous "Sight & Sound" pack. **WE RSI Electronics, Inc., Dept. M2, P.O. Box 5318, 1720 Hempstead Rd., Lancaster, PA 17601.**



**DIGITAL AND SOUND EFFECTS PROJECTS.** Send stamp for information. Waveform, 7 Bradford Ave., Pittsburgh, PA 15205.

IN-GROUND SWIMMING POOL KIT — Blue-prints — Vinyl Liner—Side-Walls—Skimmer—Filter—Pump—All materials Necessary for Construction — Except Local Materials — 16'x32' \$1,995.00-FOB. Cheswick Pool Sales Inc., Rte. 28, Cheswick, PA 15024. (412) 274-6400. Call Collect.

UNIQUE TV DECODER plugs between UHF and VHF tuners on tube or solid-state sets. Plans \$3.95; DECODER ANTENNA receives multi-polarized signals. Plans \$3.95; Antenna Kit \$19.95. Helico, P.O. Box 304, Bridgewater, MA 02324.

SUBSCRIPTION TV DECODER KIT. Includes parts, manual, and Etched Board. \$39.00. Manual only \$4.60. Catalog \$2.00. JOE, P.O. Box 61, Cumberland, RI 02864.

ELECTRONICS WORKBENCH. 34 x 48 worktop, equipment risers, easily built. Hobbies's must: Complete plans \$2.00. Masterplans set 31-01, P.O. Box 24295, Columbus, Ohio 43224.

PLANS - Monophonic Organ Synthesizer \$9.50. Kits available upon request. For information, SASE Mad 13, P.O. Box 6742, Concord, California 94524.

ROBOTIC CATALOG-MOTORS, gears, hardware, electronics, \$3.00. Newsletter, \$8.00/yr. MOUDY ELECTRONICS, R.D.2, Box 427, Hollidaysburg, PA 16648.

BUILD YOUR OWN SPEAKERS. Save 50%. Designs include miniatures, subwoofers, satellites, multi-amp and State of The Art ultra speakers. Plans, parts, crossovers and kits available. No compromises - These are well engineered designs. High quality drivers and components. Write for free catalog. YE OLDE SOUNDE BOX, Box 75, Webster City, IA 50595.

SUBSCRIPTION TELEVISION DECODER: Best design available; no internal connections to television! Complete plans, \$10.00. Negative Ion Generator, Telephone Memory Dialer, plans \$4.00 each. PARTS AND KITS AVAILABLE! For info send SASE. COLLINS ELECTRONICS, Box 6424, San Bernardino, CA 92412.

TESLA COILS. 50,000V - 5,000,000V, 520W - 3,000KW. Arcs - 100". Illustrated Constructed Manual includes: 5 Powerful Coil Plans (Tube, Sparkgap), High-Voltage, High-Frequency Experiments, Design Theory, Ball Lightning... Manual \$15.00. Information/Photo \$2.00. B&L Scientific, 215 W. First St., Suite 105-47C, Tustin, CA 92680.

FM STEREO TRANSMITTER Module. Tunes FM band. Audiophile Specifications. Applications: Broadcasting, MPX alignments. Complete kit, \$59.95. Stellatron, 4942 Whitsett — 205, N. Hollywood, CA 91607.

## ALARMS

**Burglar - Fire Protection**

Protect Your Life, Home, Business, Auto, etc.

- Our catalog shows how. Install your own alarm systems and devices and save \$\$\$\$. We offer FREE write-in engineering service.

**FREE CATALOG** Lowest Prices on Reliable, High-Quality Alarm Systems and Devices

**Burdex Security Co. Box 82802-PE Lincoln, Ne. 68501**

BURGLAR, FIRE, CAR! Finest equipment! Save! Free Catalog. Refundable! AAS, 186A Oxmoor Road, B'ham, AL 35209.

## WANTED

GOLD, Silver, Platinum, Mercury, Tantalum wanted. Highest prices paid by refinery. Ores assayed. Free circular. Mercury Terminal, Norwood, MA 02062.

## TUBES

RADIO & T.V. Tubes — 49 cents each. Send for free Catalog. Cornell, 4213 University, San Diego, Calif. 92105.

TUBES: "Oldies", Latest. Supplies, components, schematics. Catalog Free (stamp appreciated). Steinmetz, 7519-PE Maplewood, Hammond, Ind. 46324.

TUBES-RECEIVING, Industrial and Semiconductors Factory Boxed. Free price sheet including TV, Radio and audio parts list. Translateronic, Inc., 1365 39th St., Brooklyn, New York 11218. Telephone: (212) 633-2800. Toll free: 800-221-5802.

HUGE INVENTORY! Thousands of types. Wholesale prices. FREE CATALOG! ETCO Electronics, DEPT. 290, Plattsburgh, NY 12901.

TUBES-TUBES-TUBES: Radio-TV-Industrial. Antique & Obsolete tubes our specialty. Send \$1.00 for comprehensive listing. Vacuum Tubes, P.O. Box 13271, Tucson, Arizona 85732. (602) 299-5730.

## HIGH FIDELITY

DIAMOND NEEDLES and Stereo Cartridges at Discount prices for Shure, Pickering, Stanton, Empire, Grado, Audio Technica, Osawa, Satin and ADC. Send for free catalog. LYLE CARTRIDGES, Dept. P. Box 69, Kensington Station, Brooklyn, New York 11218. Toll Free 800-221-0906 9AM - 8PM except Sunday.

**A SINGER'S DREAM!**

**REMOVES VOCAL FROM MOST STEREO DISCS**

The Thompson Vocal Eliminator can actually remove most or virtually all of a solo vocalist from a standard stereo record and yet leave most of the background music untouched! Not an equalizer! We can prove it works over the phone. Write for a brochure and demo record below.

**COST: \$249.00**

**YOU SHOULD SEE US**

For:

- Time Delay/Ambience
- Studio Echo/Reverb
- Tape Noise Reduction
- Parametric Equalization
- Electronic Crossovers
- Compressor/Expanders
- Mic Preamp/Mixers

We manufacture a full line of high quality recording equipment. You will probably have to pay twice as much elsewhere to obtain comparable quality. Only Direct Sales make our prices and quality possible. Send \$1 for a 20 page brochure and 20 minute demonstration record.

Write to: **LT Sound, Dept. PE, P.O. Box 338, Stone Mountain, GA 30086, Phone (404) 493-1258**

## GOVERNMENT SURPLUS

MANUALS for Govt Surplus radios, test sets, scopes. List \$1.00 (cash). Books, 7218 Roanne Drive, Washington, D.C. 20021.

JEEPS — \$19.30! — CARS — \$13.50! — 650,000 ITEMS! — GOVERNMENT SURPLUS! — Most COMPREHENSIVE DIRECTORY AVAILABLE tells how, where to buy! — YOUR AREA — \$2. — MONEYBACK GUARANTEE! — "Government Information Services", Department GE-86, Box 99249, San Francisco, California 94109.

## PERSONALS

MAKE FRIENDS WORLDWIDE through international correspondence. Illustrated brochure free. Hermes-Verlag, Box 110660 Z, D-1000 Berlin 11, W. Germany.

PENFRIENDS — ENGLAND — USA, through correspondence. Send age, interests. Free reply. Harmony, Box 89PE, Brooklyn, New York, 11235.

CORRESPONDENCE IN PHILIPPINES in MALAYSIA. Free information. AACC-(PE), Box 1542, Canoga Park, Calif. 91304.

## INSTRUCTION

UNIVERSITY DEGREES BY MAIL! Bachelors, Masters, Ph.D.'s. Free revealing details. Counseling, Box 317-PE06, Tustin, California 92680.

LEARN WHILE ASLEEP! HYPNOTIZE! Astonishing details, strange catalog free! Autosuggestion. Box 24-ZD, Olympia, Washington 98507.

LEARN ELECTRONIC ORGAN SERVICING at home. Complete revised course covers latest models including digital, LSIs, synthesizers, etc. NILES BRYANT SCHOOL, PO Box 20153, Sacramento, CA 95820.

**PASS FCC EXAMS**

TESTS-ANSWERS FOR FCC FIRST AND SECOND CLASS COMMERCIAL LICENSE

The Original FCC Tests-Answers exam manual that prepares you at home for FCC First and Second Class Radiotelephone licenses. Newly revised multiple choice exams cover all areas tested on the actual FCC Exam. Plus "Self-Study Ability Test" Proven! \$12.95 postpaid. (Add \$2.00 for first class Air Mail) Moneyback Guarantee.

**COMMAND PRODUCTIONS** P.O. Box 26348 San Francisco, CA 94126  
Radio Engineering Division

MEDICAL ELECTRONICS TECHNOLOGY, home study. Troubleshoot medical instruments. MDC, P.O. Box 124, Pine-dale, CA 93650.

LEARN TELEVISION-Complete theory in really simple language. Many illustrations and complete transmitter & receiver circuits. \$6.50 post paid in USA. Aprton Laboratories, P.O. Box 323, Bloomington, IN 47402.

COLLEGE DEGREES BY SPECIAL EVALUATION of EXISTING Credentials & Job Experience. Fast, Inexpensive, (614) 863-1791. Guidance. Box 13151-A6, Columbus, Ohio 43213. Be Specific.

YOU CAN NOW EARN A Bachelor, Master, or Doctoral Degree without leaving home. Courses are under faculty guidance. Kensington University, (P.O. Box 2036-M), 512 E. Wilson, Glendale, CA 91209.

**ATTENTION ELECTRONIC TECHNICIANS**

Highly Effective Home Study BSEE Degree Program for Experienced Electronic Technicians  
Our New Advanced Placement Program grants Credit for previous Schooling & Professional Experience. Advance Rapidly! Our 36th Year!

FREE DESCRIPTIVE LITERATURE!

Cook's Institute of Electronics Engineering  
DESK 15, P.O. BOX 20345, JACKSON, MS 39209

COMPUTER PROGRAMMING COURSES taught in private colleges throughout the U.S. Excellent jobs for graduates. Write Computer Careers, P.O. Box 302B, Rapid City, SD 57709.

TECHNICAL REPORTS: Keep pace with technology. Stay current beyond immediate job requirements. Engineers, Technicians, Computer Science Personnel. Free Brochure. ADVANCED TECHNOLOGY EDUCATIONAL SYSTEMS, 4615 North Park Avenue, Suite 1519, Chevy Chase, Maryland 20015.

SPEAKERS in any room. No wiring. Up to 100 watts. For information send \$3.95 to D to R Enterprises, 323 N. Brockway, Palatine, IL 60067.

## FOR INVENTORS

PATENT AND DEVELOP your invention. Registered Patent Agent and Licensed Professional Engineer. Send for FREE PATENT INFORMATION every inventor should have. Richard L. Miller, P.E., 3612 Woolworth Building, New York, NY 10007. (212) 267-5252.

MANUFACTURER SEEKING Patented, Unpatented Inventions. Generous royalties. Advantek International, 1100 17th NW, Washington, DC 20036.

INVENTORS Patent your invention. Free initial consultation. We are registered by the U.S. Government. VICTOR J. EVANS & CO., 4637 Eastern Ave., N.E., Washington, DC 20018. Since 1898.

**INVENTIONS WANTED**

FREE CONSULTATION • NO IDEA TOO SMALL

Disclosure registration. Potential cash or royalties from manufacturers seeking new ideas. For free information on how to register your ideas. Call or write.

**AMERICAN INVENTORS CORP.**

59 Interstate Dr. Dept PE  
West Springfield, MA 01089 (413) 737-5376  
A Fee Based Service Company

## BUSINESS OPPORTUNITIES

FREE CATALOGS. Repair air conditioning, refrigeration. Toots, supplies, full instructions. Doolin, 2016 Canton, Dallas, Texas 75201.

MECHANICALLY INCLINED individuals desiring ownership of Small Electronics Manufacturing Business — without investment. Write: BUSINESSES, 92-K6 Brighton 11th, Brooklyn, New York 11235.

**MECHANICALLY INCLINED INDIVIDUALS**

Assemble electronic devices in your home. Knowledge, or experience not necessary. Get started in spare time. Above average profits. \$300 - \$600/Wk possible. Sales handled by others. No investment — Write for free details.

**ELECTRONIC DEVELOPMENT LAB**

Box 1560PE, Pinellas Park, FL 33565

ERASE DEBTS with little-known law — create wealth!! Details FREE — Blueprints, No. EE6, LaGrangeville, NY 12540.

BORROW \$25,000 "OVERNIGHT." Any purpose. Keep indefinitely! Free Report! Success Research, Box 29070-GF, Indianapolis, IN 46229.



FREE BOOK "2042 Unique Proven Enterprises." Fabulous "unknowns," second inflation income. Haylings-M. Carlsbad, CA 92008.

ATTENTION— T.V. MEN/related fields! HI-PROFIT/LUCRATIVE. YOU can rebuild CRT's for \$3 to \$10 when you own our patented equipment. Lakeside, 4071 Elston, Chicago, IL 60618. (312) 583-6565.

NEW TAX LOOPHOLES DISCOVERED. Everyone Eligible. Free sample newsletter. Write ULC, Box 179-BA, Clarkston, GA 30021.

BIG MONEY IN BUSINESS PRINTING! 25% COMMISSION PLUS BIGGEST CASH BONUS! Build your own profitable year around business. Show tremendous line of salesbooks, register forms, unit sets, letterheads, envelopes, invoices, statements, business cards and dozens of other printed products. Lowest prices in industry. Something for every business and professional person. Free sales kit includes ad specialties, calendars, signs and ad matches. No experience needed. Our catalogs are easy to understand. We're over 50 but still young and aggressive, so we can show you the road to a very profitable full or part time career. Free sales kit. National Press, Dept. 154, North Chicago, IL 60064.

BORROW \$30,000 without interest! All eligible. Repay anytime. Free details. Infohouse, Box 1004, PE6, New York, NY 10003.

WANT YOUR OWN RADIO STATION? Investment/experience unnecessary. Free information. "Broadcasting", Box 130-A6, Paradise, CA 95969.

INTERNATIONAL BUSINESS OPPORTUNITY. Profits worldwide, your own business from home, without capital, experience. Details FREE! Resource Corporation, Box 4667PE, Philadelphia, PA 19127.

SEND \$10 for a list of 100 Calif. employers wanting to hire technicians to: MEU, P.O. Box 3509, Santa Rosa, CA 95402.

LEARN HOW TO FORM, Finance, and operate virtually any type business. Send \$3.00 to: Information, Box 11215C, Fort Worth, Texas 76110.

MAKE MONEY mailing Science Books for corporations from home! (Apply Now!!) Details — Tribune PE-6c, Box 18553, Wichita, Kansas 67218.

PRINT YOUR BOOKLET 8c. Booklet Planner - Pricer \$1.00. Working goldmine. SPEEDIBOOKS, 23800-C Aurora, Bedford, Ohio 44146.

## EMPLOYMENT OPPORTUNITIES

ELECTRONICS/AVIONICS EMPLOYMENT OPPORTUNITIES. Report on jobs now open. Details FREE. Aviation Employment Information Service, Box 240E, Northport, New York 11768.

JOBS OVERSEAS - Big money fast. \$20,000 to \$50,000 plus per year. Call 716-842-6000, ext. 111C.

SAN FRANCISCO EMPLOYMENT NEWS. Who's hiring in Bay Area, Silicon Valley electronics, computer, telecommunications fields. Free details. ISR-11, Box 3237, Fremont, CA 94538.

## REPAIRS & SERVICES

ALL T.V. TUNERS repaired \$11.95. Also repair Modules. Fast, quality work. MIKE'S T.V. TUNER SERVICE, Box 187, Bean Station, TN 37708. (615) 581-6393.

## REAL ESTATE

BIG ... FREE SUMMER CATALOG! Over 2,800 top values coast to coast! UNITED FARM AGENCY, 612-EP West 47th, Kansas City, MO 64112.

## RUBBER STAMPS

RUBBER STAMPS, BUSINESS CARDS. Many new products. Catalog. Jackson's, E-100, Brownsville Rd., Mt. Vernon, Ill. 62864.

## BOOKS AND MAGAZINES

ELECTRONICS BOOKS AVAILABLE. World publishers. Lowest prices. Ask catalogue. Business promotion, Lajpatrai Market, Delhi, India.

ELECTRONIC MUSIC and home recording in Polyphony magazine. Advanced applications, interviews, projects, computer music. Sample \$1.50. Subscription (6 issues). \$8.00 US/\$10.00 foreign. POLYPHONY, Box P20305, Okla. City, OK 73156.

LEARN CHORDS and how to USE them. Add FULL SOUND to your playing. A proven approach. GET LASTING RESULTS from your practice. Beginners or advanced. Two illustrated volumes (385p) on LEARNING and USING CHORDS. No risk - FREE INFORMATION, MLS PUBLISHING, Dept. 11PE RD3 Box 142, Olean, NY 14760.

THE SUPERMARKET OF ELECTRONICS — thousands of items for sale or trade each month. Free classified ad with subscription. Only \$5.00 to Nuts & Volts, POB 1111-P, Placentia, CA 92670.

## MUSICAL INSTRUMENTS

MUSICAL INSTRUMENTS' HOT LINE! Incredible prices: Amps, PA gear. All instruments. Huge selection. Sam Ash, established 1924. 800-645-3518. NYS: (212) 347-7757.

## RECORDS & TAPES

RECORDS — TAPES! Discounts to 73% All labels; no purchase obligations; newsletter; discount dividend certificates. 100% guarantees. Free details. Discount Music Club, 650 Main St., Dept. 5-0681, New Rochelle, NY 10801.

VIDEO CASSETTE RENTALS AND SALES. ALL ratings. Free details. 20/20 VIDEO, Dept. E, Box 6162, Chicago, IL 60680.

## DO-IT-YOURSELF

AVAILABLE SERVICING DATA for Hi-Fi units, Tape Recorders, Auto Radios, CB's, Scanners, TV's, and VCR's. PHOTO-FACT® 1981 Index lists data available and source on over 110,000 consumer electronic units. Send \$2.50 plus 50 cents shipping to Howard W. Sams Co., Dept. X0113, 4300 W. 62nd St., Indpls., IN 46268.

PRINTED CIRCUIT Boards with running water! Technological breakthrough. Precise reproduction. Ideal for beginners. Free info. COVAL, Dept. PE6, 2706 Kirby, Champaign IL 61820.

WELDING ALUMINUM? It's easy with the LUMIWELD Process. Designed for "Do-It-Yourselfers". Joins Aluminum to Copper. No special skills or expensive equipment. Money-back guarantee. For details: Send S.A.S.E. Dept. PE., ALUMISMITHS Inc., P.O.B. 517, DeLand, FL 32720. Featured in Pop. Sci. March, 1980.

## ENGINES & MOTORS

ENGINES TO 19 h.p. for mowers, tillers, hobby. Repair-manuals, parts. Tremendous savings. Fast, dependable, Illustrated price catalog \$1.00. Ashland Small Engines, Ashland, MO 65010.

## HYPNOTISM

FREE Hypnotism. Self-Hypnosis. Sleep Learning Catalog! Drawer H400, Ruidoso, New Mexico 88345.

## MISCELLANEOUS

MPG INCREASED! Bypass Pollution Devices easily. REVERSIBLY!! Free details — Posco GEE6, LaGrangeville, NY 12540.

AUTOMOBILE RE-TUNING FOR MAXIMIZED ECONOMY. Details FREE! Techneering, Box 12191DD, Norfolk, VA 23502.

LARGEST SUPPLY OF MAGIC-TRICKS, books, novelties. Send stamp. Advance Magics, 67 East Main, Price, Utah 84501.



## 1981 TENNIS DIRECTORY

The new Winter/Spring Edition includes over 700 product listings, over 250 tennis resorts, complete with specs and information.

**TO ORDER**, send your payment for \$3.95 (\$2.95\* + \$1.00 P&H), \$5.00 outside USA, with your name and address to: *Tennis Directory*, Dept. 016\*4, Box 2-8, Pratt Station, Brooklyn, NY 11205.

Residents of CA, CO, DC, FL, IL, MA, MI, MO, NY State, UT and VT add applicable sales tax.

# Popular Electronics


## ADVERTISERS INDEX

RS no.	ADVERTISER	PAGE no.
2	Albia Electronics	36
3	All Electronics Corp.	90
4	Antenna Specialists	87
5	AP Products	45
6	Atari	17
	Bullet Electronics	100
7	Chaney Electronics	106
	Classified Advertising	108, 109, 110, 111
	Cleveland Institute of Electronics, Inc.	8, 9, 10, 11
1	Communications Electronics	35
	Computer Reference Guide	43
8	Compuque	42
9	Creative Computing	94
10	DBX	7
11	Digi-Key Corp.	102
12, 13	Discwasher	Cover 4, 2
63	D.J. Systems	77
14	Downlink	6
	Edmund Scientific	42
15	Egbert Co.	72
16	80 Microprocessing	81
17	Electronic Specialists	92
18	Epson	82
19	ETCO	74
21	Firestik	88
20	Fluke	15
22	Global	83
	Godbout Electronics, Bill	106
	Grantham College of Engineering	81
24	Hanley Engineering	97
25	Hardside	22
26, 27	Heath Co.	25, 38
28	Hewlett-Packard	Cover 3
29	Illinois Audio	91
56	Imtai	94
30	Integrated Circuits	101
31	Jameco Electronics	98, 99
32	JDR Microdevices	105
33	J&R Music World	26
34	Kilobaud	93
39	McIntosh Laboratory, Inc.	22
	MICROCOMPUTER MART	107
35	Micro Ace	57
36	Micro Management Systems	86
37	Microsoft	3
38	Mouser Electronics	81
	Nabih's	90
40	National Guard (Air)	19, 20, 21
	Netronics, R & D Ltd.	39, 89
	NR1 Schools	28, 29, 30, 31
46	Ohio Scientific	41
42	OK Machine & Tool Co.	52
43	Olympic Sales	88
	Omega Sales Corp.	95
44	PAIA Electronics, Inc.	92
45	Phoenix Systems	80
58	Pioneer	Cover 2 & 1
47, 48	Poly Paks	80, 85
49	Pulsar Components	100
50	Quest Electronics	106
	Radio Shack	5, 75
51	Scientific Systems	91
52	Simutek	79
53	Sinclair Electronics	51
	Sperry, A.W.	16
57	Tams, Inc.	94
54	3-M	13
	Vapor Jet	33
59	Vector Electronic Co.	107
60	Video Wholesalers	47

# ELECTRONICS WORLD<sup>®</sup> *Personal Electronics News*

**COMMERCIALLY PRACTICAL SOLAR CONCENTRATOR CELLS** are the goal of a contract awarded Photowatt International, Inc. (Tempe, AZ) by the Sandia National Laboratories. Using silicon solar cells mated with acrylic Fresnel lenses that concentrate sunlight by a factor of 400, giving efficiencies on the order of 20%, the systems can achieve an overall sunlight-to-electricity conversion efficiency of 14% to 15%. Sandia is also working with Varian Associates (Palo Alto, CA) to develop GaAs cells that produce higher overall system efficiencies (16.4% has been measured) but these are not yet ready for commercialization.

**TALKING BACK TO YOUR TV** is the most important aspect of cable television now confronting cable companies and government entities responsible for their enfranchisement. Warner Amex, for example, has recently won two large franchises on the strength of QUBE, its two-way cable system. Local governments all over the country are demanding such two-way services as opinion polling, fire protection, and news-wire stories. However, fewer than 1% of the 4,150 cable systems in place now are interactive, and refurbishing older systems to make them so will cost \$1000 to \$1500 per mile. The problem appears to be to find the two-way services that will justify making the investment. Most people in the industry seem to agree that home-security services may be one answer.



**CIRCUIT BOARDS OF PORCELAIN OVER STEEL** have been developed by RCA. Said to have improved electrical and heat-resistance characteristics, the new boards offer promise of improved ruggedness and reliability, as well as the capability of accommodating many types of components and circuits. The highly crystallized porcelain can be repeatedly heated to high temperatures without deforming so that many electronic components can be formed directly on the boards.

**PRICE DOESN'T TELL ALL**—at least not about uhf antenna equipment. That's the conclusion of a study conducted by Georgia Tech and funded by the FCC. The important things to look for are: uhf-only preamps providing approximately 20 dB gain with noise figure of 2 to 5 dB; a match between preamp input and antenna terminal; and RG-6/U coax transmission lines. These requirements should be met with an outlay of about \$70 (\$10 for antenna, \$45 for preamp, and \$15 for coax). For the antenna, a 4-bay, bow-tie with screen reflector was found to be the best.

**AN ELECTRONICS HALL OF FAME CENTER** has been proposed by officials of the National Electronic Service Dealers Association as a tribute to people who have made significant contributions to the electronic industry or its trade associations. Already elected to the Hall of Fame are Dr. Lee de Forest, Thomas A. Edison, Hugo Gernsback, and David Sarnoff. The Hall of Fame Center would include a museum, technical library, and exhibits. Inquiries should be sent to NESDA, Attn: J. W. Williams, 2708 W. Berry St., Fort Worth, TX 76109.

**COMPUTING DEVICES MUST HAVE FCC CERTIFICATION** if they are manufactured after Jan. 1, 1981 and intended for use in residential areas. If the devices are not certified, they must be labeled as marketed under a temporary waiver of the FCC rules. The required label states that the device can cause objectionable interference to radio and TV reception and, if such interference occurs, the user must take steps to correct the interference. One of the first devices to obtain the FCC certification was Centronics' Models 730 and 737 dot-matrix printers.

# The Professional Alternatives: The HP-41C And The NEW HP-41CV.



Now Hewlett-Packard offers you a choice in full performance alphanumeric calculators. The new HP-41CV has five times more built-in memory than the HP-41C. Both calculators are powerful yet easy to use. You can communicate with words as well as numbers. For example, label and call up programs by name and receive meaningful prompts while executing programs. Continuous Memory retains programs and data even while the machines are off. Need lots of memory? Choose the HP-41CV. If your needs are more modest, select the HP-41C. The HP-41C can grow with you by adding memory modules.

## BOTH OFFER CONTINUAL GROWTH POTENTIAL

By themselves the HP-41C and HP-41CV may be all the calculator you'll ever need. But if you need more capability, you can expand your calculator into a complete computational system. Each calculator has four ports which allow you to plug in a Printer/Plotter, an "Extra Smart" Card Reader or an Optical Wand for reading bar codes. Application Pacs and Solution Books offering complete solutions are also available. And now, HP offers a new service: Custom Modules (ROM's) from your software for high volume, unique problem-solving needs. Costs are reasonable. Call us.

## ONLY FROM HEWLETT-PACKARD

Powerful yet easy to use calculators. A full line of peripherals and software. A time-proven logic system-RPN. No equals key. Less keystrokes. Computation is displayed as you proceed. The new HP-41CV and the HP-41C are available now, with new low prices. For details and address of nearest dealer, CALL TOLL-FREE 800-547-3400, Dept. 254A; except Hawaii/ Alaska. In Oregon, 758-1010. Or write Hewlett-Packard, Corvallis, OR 97330, Dept. 254A.

611/07

HP-41C, \$250; HP-41CV, \$325; Optical Wand, \$125; Printer/Plotter, \$385; Plug-in Card Reader, \$215; Quad Memory Module (brings HP-41C to HP-41CV memory capacity), \$95; Memory Module, \$30; Application Pacs, most are \$30; Solution Books, \$12.50.

Prices are suggested retail excluding applicable state and local taxes—Continental U.S.A., Alaska and Hawaii.

CIRCLE NO. 28 ON FREE INFORMATION CARD

 **HEWLETT  
PACKARD**

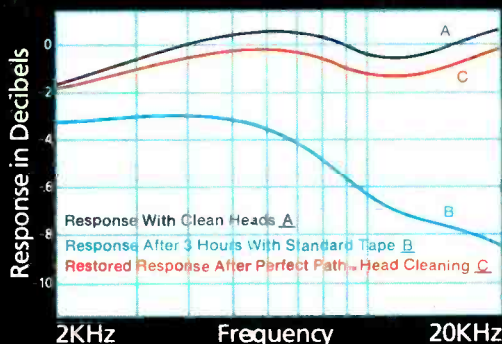
# The First Discwasher Tape Accessory



Special non-abrasive cleaning fibers are backed with an exclusive "capture surface" designed to trap tiny particles of tape residue, preventing them from contaminating tape mechanisms.

## The Perfect Path Difference:

- "Cleaning contact" is made along the total tape path including guides and heads, normally untouched by wiper cleaners.
- Perfect Path cleans without alcohol or freon. It will not extract and age pinch rollers.
- Perfect Path simultaneously cleans tape heads while removing debris from along the tape path.
- Perfect Path's cleaning fiber grid is non-abrasive. Even after hundreds of passes, it will not scratch heads.
- Perfect Path restores high frequency "air" and transient response of cassette recordings.



Playback accuracy of a calibrated test tape. Note that after only three hours' play, high frequency response is reduced by as much as 10 dB. One cleaning with the Perfect Path Head Cleaner restores the highs to within 1 dB of the original response.

**discwasher®**  
**PERFECT PATH™**

Discwasher, Inc., 1407 N. Providence Rd., Columbia, MO 65201

CIRCLE NO. 12 ON FREE INFORMATION CARD

[www.americanradiohistory.com](http://www.americanradiohistory.com)