

Popular Electronics®

WORLD'S LARGEST-SELLING ELECTRONICS MAGAZINE

NOVEMBER 1980/95¢


Preview: Panasonic's Four-Head Video Recorder

Guide To Floppy-Disk Formats

Computerized Tune Player With Expandable Memory

PE EXCLUSIVE:

Microprocessor Product Development System





303092 DRX 6450M091 1410 DEC83
L DARKNELL JR
6450 MYRTLEWOOD DR
CUPERTINO CA 95014
11

**Product of the Month:
SWEET NETWORK Receiver**



The man, the wi





Simulated TV Reception

4.

3.

1. The NTS/Rockwell AIM 65 Microcomputer A single board unit with on-board 20 column alphanumeric printer and 20 character display. A 6502-based unit 4K RAM, expandable.
2. The NTS/KIM-1 Microcomputer A single board unit with 6 digit LED display and on-board 24 key hexadecimal calculator-type keyboard. A 6502 based microcomputer with 1K RAM, expandable.
3. The NTS/HEATH H-89 Microcomputer features floppy disk storage, "smart" video terminal, two Z80 micro-processors, 16K RAM memory, expandable to 48K.
4. The NTS/HEATH GR-2001 Digital Color TV (25" diagonal) features specialized AGC-SYND muting, filtered color and new solid-state high voltage tripler rectifier.

NTS NATIONAL TECHNICAL SCHOOLS

TECHNICAL TRADE TRAINING SINCE 1905
Resident and Home-Study Schools
4000 SO. FIGUEROA ST., LOS ANGELES, CA. 90037



NTS Training Programs in Consumer and Industrial Electronics

NATIONAL TECHNICAL SCHOOLS
4000 South Figueroa Street. Dept. 205-110
Los Angeles, California 90037

Please rush FREE color catalog on course checked below

- | | |
|---|---|
| <input type="checkbox"/> MicroComputers/MicroProcessors | <input type="checkbox"/> Auto Mechanics |
| <input type="checkbox"/> Communications Electronics | <input type="checkbox"/> Air Conditioning |
| <input type="checkbox"/> Digital Electronics | <input type="checkbox"/> Home Appliances |
| <input type="checkbox"/> Industrial Technology | <input type="checkbox"/> Color TV Servicing |

Name _____ Age _____

Address _____

Apt. _____ City _____

State _____ Zip _____

- Check if interested in G.I. information.
 Check if Interested ONLY in classroom training in Los Angeles.

THIS MONTH'S SUPER SPECIALS!

CAR STEREO

PIONEER CASSETTE IN-DASH/RADIO		PIONEER (continued)	
KP-1500	89.90	GM-12 (20 watts ch)	28.90
KP-2500	104.90	GM-40 (20 watts ch)	49.90
KP-4500	119.90	GM-120 (10 watts ch)	109.90
KP-5500	129.90	CD-50 (7 band equalizer)	89.90
KP-6500	149.90	CD-7 (7 band equalizer)	124.90
KE-2100	174.90	JENSEN CAR SPEAKERS	
KF-3000	209.90	J101 (16 1/2" speaker)	94.50/pr
KE-5000	249.90	J1065 (16 1/2" in x 50 watt)	62.50/pr
KP-3500 (foreign cars)	129.90	J1033 (6 1/2" in x 100w)	79.50/pr
KP-4502 (foreign cars)	144.90	J1124 (5 1/2" in x 45 watt)	62.50/pr
KP-5000 (foreign cars)	154.90	J1130 (4 1/2" in x 50 w)	79.50/pr
KE-2002 (foreign cars)	209.90	J1174 (5 1/2" in x 50 watt)	62.50/pr
KP-6000 (foreign cars)	154.90	J1124 (5 1/2" in x 45 watt)	79.50/pr
KP-6000 (foreign cars)	154.90	J1069 (16 1/2" in x 45 watt)	40.50/pr
KP-9500 (foreign cars)	179.90	J1037 (8 1/2" in x 90 w)	59.90/pr
CASSETTE UNDERDASH		J1077 (5 1/2" in x 45 watt)	41.50/pr
KP-272	69.90	J1041 (5 1/2" in x 75 watt)	49.50/pr
KP-373	84.90	SANYO CASSETTE IN-DASH/RADIO	
KP-474	94.90	FI-1490A	139.90
KP-250	104.90	FI-1498	259.90
KP-500	129.90	FI-1495	154.90
KP-600 (requires amp)	149.90	FI-1400-2	164.90
KP-776 (requires amp)	99.90	FI-1495	169.90
KP-88C (requires amp)	99.90	FI-1495	169.90
KP-600 (requires amp)	124.90	FI-1495	169.90
KP-707G (requires amp)	144.90	FI-1495	169.90
CAR SPEAKERS		FI-1495	169.90
TS-M2	28.90/pr	FI-1495	169.90
TS-13	34.90/pr	FI-1495	169.90
TS-121	34.90/pr	FI-1495	169.90
TS-107	37.90/pr	FI-1495	169.90
TS-167	49.90/pr	FI-1495	169.90
TS-168	54.90/pr	FI-1495	169.90
TS-411	47.90/pr	FI-1495	169.90
TS-678	89.90/pr	FI-1495	169.90
TS-X6	69.90/pr	FI-1495	169.90
TS-X9	129.90/pr	FI-1495	169.90
POWER AMPS/EQUALIZERS		FI-1495	169.90
BP-300 (10 watts ch)	119.90	FI-1495	169.90
AD-300 (10 watts ch)	119.90	FI-1495	169.90
AD-30 (10 watts ch equalizer)	89.90	FI-1495	169.90
AD-50 (10 watts ch equalizer)	144.90	FI-1495	169.90

WE ALSO CARRY THE FULL LINE OF CAR STEREO BY: GRUNDIG, MITSUBISHI, CONQUEST, PANASONIC, BASK, BIRDA, CLARION, BLAUPUNKT, FOSGATE, AUDIOVUE, CRAIG AND SONY. SEND FOR CATALOG.

BLANK TAPES

CASSETTE TAPES		VIDEO TAPES	
AMPEX Grand Master (1800) 11	2.99	TDK ADC 60	1.68
BASF Full Base C 90	2.99	TDK AD 60	2.45
FLJ Fx1 80	2.99	TDK SA C 60	2.15
SCOTCH Low Noise C 90 3 pack	5.99	TDK SA C 90	2.99
MEMOREX High Base C 90	3.25	TDK MA C 90 (metal)	7.99
SONY Fac C 90	3.25	MAXELL UD UDXL 18 BC 90	1.68
SONY Lix C 90	1.68	TDK BC 90	1.68
TDK BC 90	1.68	TDK BC 90	1.68
REEL-TO-REEL TAPES		VIDEO TAPES	
SCOTCH Master (1800) 11	5.99	ALL BETA L-500	12.95
SCOTCH 207 (1800) 11	5.19	ALL BETA L-750	14.95
MAXELL UD 35-90 (1800) 11	5.22	ALL VHS-T-120 (except HI-G)	14.95

WE CARRY AMPEX, BASF, FLJ, JVC, MAXELL, PANASONIC, MEMOREX, TDK, SCOTCH, SONY, RCA. WE ALSO STOCK VIDEO RECORDERS AND HOME VIDEO MOVIES.

MINIMUM ORDER 12 TAPES—100% GUARANTEED

CARTRIDGES

audio-technica		PICKERING	
AT-20 SS	134.90	XV51000	109.90
AT-14 S	89.95	XV514000	68.50
AT-14 SA	49.95	XV513000	45.90
AT-12 SA	39.95	XV15750	34.90
AT-10	12.95	XV15625	26.90
EMPIRE		XV15400	24.50
2000Z	49.95	HEADPHONES	
2000T	29.95	KOSS MA	46.50
2000E	18.50	KOSS HV1LC	34.50
ED9	114.50	KOSS HVXLC	48.50
ACCESSORIES		KOSS HV	42.95
DISCWASHER		SENNHEISER HD-470	62.50
COMPLETE SYSTEM	10.95	SENNHEISER HD-430	72.50
DISKIT	34.95	AUDIO TECHNICA ATH-7	94.95
DISC ORGANIZER	9.95	CASIO C-80 CalWatch	450.00
16 OZ O3 REFILL	10.95	CODE ALPHONE 1430 (remote)	164.95
ZEPHOS ANTI-STATIC GUN	14.95	TEXAS INSTRUMENTS T-17	34.50
SC-1155 CLEANER	4.95	ATARI CX 200 (game)	139.95
DISCFOOL	15.95	RECORDS	
RUZBUSTER II radar detector	82.90	ALL ROCK, JAZZ & CLASSICAL	
RUZBUSTER ELITE detector	134.95	All 7 98 List \$4.99	
BEAM BOX FM & antenna	39.95	All 6 98 List \$5.49	
BEAM BOX FM-T antenna	64.95	All 9 98 List \$5.99	

HOW TO ORDER: For shipment within 48 hours, send money order or certified check. Two weeks delay on personal checks. Please add \$3.50 per order for shipping & handling. \$5.50 for orders outside U.S. N.Y.S. residents add tax. No C.O.D.'s. All merchandise 100% guaranteed, brand new & factory fresh.

ORDER TOLL FREE (800) 221-8180
ALL OTHER MATTERS CALL (212) 732-8600

J&R MUSIC WORLD
23 PARK ROW, DEPT. RT, NEW YORK, N.Y. 10038
CALL OR WRITE FOR FREE 160 PAGE CATALOG
CIRCLE NO. 42 ON FREE INFORMATION CARD

microprocessor

of the first key is stored in IC2. This puts a full 8-bit number on the input side of the 4016 gates IC3 and IC4. If the CPU is in the LOAD mode, pressing the INPUT button will load the binary value of the two keys previously pressed into the program memory. This is accomplished by pin 2 of IC5 pulling the DMA IN line low, causing the contents of the data bus to be directly loaded into the memory location specified by the register 0 in the CPU. The CPU will acknowledge the DMA by issuing a high on SC1. This is used to reset flip-flop IC5. The INPUT switch is also connected to the EF4 line.

The hex keyboard also can be used to input data during a program. It is configured to respond to a 6C instruction. The RUN, LOAD and RESET buttons are connected to three NAND gates of IC17. These gates are flip-flops that apply the appropriate logic levels to the CLEAR and WAIT lines which control the CPU mode. The WAIT switch will cause the CPU to pause. It is arranged so that the pause will only occur between TPA and TPB to insure that valid data and addresses are displayed when the WAIT is issued. The single-step mode allows the operator to execute the program one step at a time, observing the STATE CODES, Q line, data and address lines, as well as the action taken by external relays and components, etc. Jumper J1 can select the stopping point during the single-step mode. If J1 is connected A to C, then the program will stop only in a FETCH cycle. If J1 is connected B to C, the stopping point will be each machine cycle at the trailing edge of TPB. You may want to try this initially to get a better understanding of the CPU operation. However, eventually you will probably connect J1 to HALT only in the FETCH mode.

Remember to consult the timing diagrams to interpret the contents and meaning of the ADDRESS and DATA bus signals.

Slow-Step Clock. Formed from IC19, the speed of the stepping or toggling clock is controlled by R3. Hold the STEP toggle button depressed, and adjust R3 for the clock speed desired.

Test Procedure. To test the combination of the product and programming boards, install the six 1K bank-select jumpers (IA to G). This will locate the 1K memory at 0000 hex. Connect the input ports so that jumper 1 connects from terminal A to EF3 and jumper 2 between A and B, selecting instruction 61. Connect the output port jumper 3 A to B, the 1K memory-select jumper 4 A to B. Jumpers 5, 6 and 7 are not required at this time. Install the following jumpers on the programming board: J1 A to C, J2 B to C. Now connect an

8-volt dc supply between the 8-volt input and ground on the product board. Use the circuit shown in Fig. 8. Apply the power with no ICs installed. Check the output of the 7805 regulator Q2 on the product board. The voltage should be +5 volts, ±5%. If not, correct the problem before proceeding.

Remove the power, install the ICs, and plug the programming board into the product board. If you are using an Elf II to program the product board, remove the 1802, 2102's and the 1861 video chip. (The 1861 will interfere with the I/O port allocation unless you use your giant board to reallocate I/O instructions to IC4 and IC5 on the product board.

When power is applied, the 7-segment displays should light up. With the latching switches up, press the RESET button. The RESET LED should be on, as well as SC0. PAUSE, SC1 and Q LEDs should be off. Press the LOAD button. The RESET LED should go off. Enter a 7 on the hex keyboard, followed by a B, then depress the INPUT button. The display should read 0000 7B, indicating that a 7B is located at memory location 0000. Now input 7A, followed by a 3A and 00. The display should read 0003 00. This program first turns the Q light on, then turns it off and BRANCHES back to the beginning, running in a loop.

Now press RESET, followed by the EXECUTE RUN button. Both the RESET and PAUSE lights should go on, indicating that both the WAIT and CLEAR lines on the CPU are high or that the CPU is in the RUN mode. The Q light should glow. It is being turned on and off by the program. Now press the WAIT button. The PAUSE light should stay on, the RESET go off. The program can now stop at any point in the loop. Remember, it stops in any machine cycle, so it may stop in a FETCH or EXECUTE.

Depress E again. The program will start up where it left off. Try it a few times, noting that the program stops only at address 0000 through 0003 and that the Q, SC0 and SC1 LEDs may or may not be on. Try to estimate where the CPU has stopped. Now depress the S (STEP) button. Then depress E, holding the T (TOGGLE) button down. Rotate R3 until you can follow the program.

Note that the addresses displayed are one step ahead of the action on the data bus display and the Q LED. This is because the SINGLE-STEP stops at the beginning of a FETCH, while the DATA display and the Q LED are indicating the previous machine EXECUTE cycle. Refer to Fig. 4 and follow the timing diagram through the single-step mode.

To examine memory, press RESET, LOAD and P (Memory Protect). Remember to release the SINGLE-STEP button. Now, pressing INPUT will allow you to

step through your program. Pressing and holding the TOGGLE button will allow you to review it at a rate determined by R3. The M button is not used at this time. Provisions have been made to add a system monitor which will be activated with this button. To test the I/O ports, write a small program such as those in Fig. 9 using them.

Construction. Assembly of the development system is basically straightforward, but because of the complexity of the circuitry, use of pc boards is virtually a necessity. The boards are double-sided and very difficult to make, and their purchase is recommended. Because of their size, the foil patterns are not given here. The patterns and component layout guides may be obtained by sending a self-addressed 8-inch by 10-inch envelope with two units of postage to Editorial, Dept. MP, Popular Electronics, One Park Ave., New York, NY 10016. Several of the ICs are MOS devices and require the standard handling precautions.

Once you have assembled and checked out your development system, you will be well on the way to proficiency in designing with microprocessors. The scope of projects you can design and build is limited only by your imagination and ingenuity. Considering the vast possibilities offered by microprocessors, you may want to order a supply of several of the product boards. ◇

PARTS AND KIT AVAILABILITY

The following items are available from Netronics Research and Development, Ltd., 333 Litchfield Road, New Milford, CT 06776: complete Product Board kit including all components appearing in Product Board parts list, \$59.95; complete Programming Board kit including all components appearing in Programming Board parts list, \$79.95. The following are also available individually: Product Board printed-circuit board only, \$25.00; Programming Board printed-circuit board only, \$29.00; 86-contact edge connector with gold-plated contacts only, \$5.70; 8-volt power supply including plug-in transformer/bridge rectifier/filter capacitor assembly, \$8.95. Postage, handling and insurance charges for U.S.A. orders: complete Product Board kit, \$2.00; complete Programming Board kit, \$2.00; Product Board pc board only, \$1.50; Programming Board pc board only, \$1.50; 86-contact edge connector only, \$0.50; 8-volt power supply, \$0.80. Connecticut residents, add state sales tax. Toll-free telephone number for ordering purposes: 1-800-243-7428.



Expand your knowledge Subscribe to BYTE

The 1980's are here! The decade of the personal computer has arrived, and BYTE has made it happen! BYTE — the small systems journal devoted to personal computers — has helped usher in the new era. Leading the personal computer revolution, which is already transforming home and personal life, are BYTE's 160,000 enthusiastic readers. Their enthusiasm has made BYTE the largest computer magazine in the world!

To be knowledgeable in the 1980's you need to know how to use personal computers. BYTE is your personal guide to the new era. BYTE tells you how to build, buy, and use computers for fun, practical purposes, and profit. With help from BYTE, you can experiment right in your own home with graphics, word processing, computer music, speech synthesizers, simulations, robotics, personal data base management, business computing — and hundreds of other fascinating hardware and software applications.

Resolve now to expand your computer knowledge.
Subscribe to BYTE!

BYTE® the small systems journal
A MCGRAW-HILL PUBLICATION

Fill in and mail the coupon today. Read your first copy of BYTE. If it is everything you expected, honor our invoice. If it isn't, just write "Cancel" on the invoice and mail it back. You won't be billed and the first issue is yours at no charge.

Call us toll-free
800-258-5485

BYTE Subscription Dept. P.O. Box 590 Martinsville, NJ 08836

Please enter my subscription for:

- One year \$18 (12 issues) Two years \$32 Three years \$46
- Check enclosed entitles me to 13 issues for price of 12 (North America only)
- Bill Visa Bill Master Charge Bill me (North America only)

Card Number _____ Expiration _____

Signature _____ Name (please print) _____

Address _____

City _____ State/Province/Country Code _____

Foreign Rates (To expedite service, please remit in U.S. Funds)

- Canada or Mexico One year \$20 Two years \$36 Three years \$52
- Europe, one year (air delivered) \$32
- All other countries, one year (surface delivered) \$32. Air delivery available on request.

73BO

Please allow 6-8 weeks for processing

CIRCLE NO. 12 ON FREE INFORMATION CARD

© BYTE Publications, Inc. 1980

Heath/Zenith Instruments:



Heath/Zenith instruments are professional units that give you good value for your money. A wide selection to let you choose the unit with the features you need — without paying for a lot of bells and whistles you don't. Manufactured to strict Heath/Zenith standards. Inspected at every step of assembly to assure performance to specifications. They're built to last; built to give

you reliable service. 61 U.S. and Canadian locations offer service, should it ever be necessary. Whether you need a test instrument for electronics service work, manufacturing and design, or serious hobby applications, Heath/Zenith instruments are a good choice. The selection offered here is just part of our total instrument line. Order TOLL FREE 800-253-0570.

NEW

New 10 Hz-225 MHz Frequency Counter



\$159⁹⁵

- 10 mV typical sensitivity
- Single input gives entire range
- Crystal-controlled time base
- 0.1, 1.0 second dual time gates
- Full voltage protection
- Easy-to-read 8-Digit display
- 3.38" H x 7.25" W x 9.0" D

SM-2410 159.95
 (\$2.30 shipping & handling)
 SMA-2400-1, Antenna 9.95
 (\$1.60 shipping & handling)

NEW

New 5 Hz-512 MHz Frequency Counter



\$299⁹⁵

- Ideal for 2-way UHF work
- Ovenized, high-stability, crystal timebase
- 8-Digit resolution
- 10 mV typical sensitivity
- .01, .1, 1, 10 second gate times to fit your needs
- Trigger level control
- Frequency ratio function
- Period function
- 4.25" H x 10.0" W x 13.0" D

SM-2420 299.95
 (\$2.75 shipping & handling)
 SMA-2400-1, Antenna 9.95
 (\$1.60 shipping & handling)

NEW

New Hand-held 512 MHz Counter



\$179⁹⁵

- Easy-to-read 7-digit display
- 10 mV typical sensitivity
- Includes nickel-cadmium batteries
- AC or battery operation
- .1 second and 1 second time gates with automatic decimal point placement
- Leading zero blanking
- Crystal-controlled time base
- Full voltage protection
- 2.0" H x 3.38" W x 8.25" D

SM-2400 179.95
 (\$1.90 shipping & handling)
 PS-2404 120V Battery Eliminator/
 Charger (required) 4.95
 (\$1.60 shipping & handling)
 PS-2405 240V Battery Eliminator/
 Charger (required) 12.95
 (\$1.60 shipping & handling)
 SMA-2400-1 Telescopic
 Antenna 9.95
 (\$1.60 shipping & handling)

Hand-held Multimeter gives 0.1% accuracy

\$129⁹⁵

- Measure voltage, current, resistance
- Easy-to-read Liquid Crystal Display
- Five DC voltage ranges — 200mV-1000V
- Five AC voltage ranges — 200mV-750Vrms
- Four DC current ranges — 2mA-2000mA
- Four AC current ranges — 2mA-2000mA
- Six resistance ranges — 200Ω-20 MΩ
- Uses one 9V battery or 120/240 VAC
- 2.0" H x 3.5" W x 7.5" D

SM-2215 129.95
 (\$1.75 shipping & handling)
 IMA-2215-1 Leather Carrying Case .. 14.95
 (\$1.60 shipping & handling)
 PS-2350 120VAC Battery Eliminator .. 4.95
 (\$1.60 shipping & handling)
 PS-2450 240VAC Battery Eliminator .. 14.95
 (\$1.60 shipping & handling)



professional quality, excellent value

General-purpose Power Supply



\$210⁰⁰

- Supplies B+, C- and filament voltages
- 0-400 VDC output at 0-100 mA continuous (125 mA intermittent)
- Output variation less than 1% from no load to full load for 100-400VDC
- Ripple less than 10 mVrms
- Output impedance 10 Ω from DC-1 MHz
- C- Voltage 0 to -100 VDC at 1mA
- Filament voltage 6.3 VAC at 4 amp.
- 5.5" H x 13.38" W x 11.25" D

SP-2717 210.00
(\$4.40 shipping & handling)

Tri-Power Supply



\$185⁰⁰

- Fixed 5 VDC at 1.5A and two continuously-adjustable 0-20 VDC at 500mA
- Interconnect outputs in any combination
- Clutch-coupled 20 VDC supplies for dual-tracking operation
- All outputs short-circuit proof
- Ripple and noise less than 5 mVrms
- Load or live regulation provides less than 0.1% (20 mV) variation on 20V supplies and less than 2% variation on 5V supply
- 4.5" H x 10.75" W x 9.0" D

SP-2718 185.00
(\$3.15 shipping & handling)

Sine-square wave Audio Generator



\$185⁰⁰

- 1 Hz-100 kHz frequency range
- 0.003-10 Vrms sine wave output (10k Ω load)
- 0.003-1 V sine wave output (600 Ω load)
- Meter calibrated in volts and dB
- -62 to +22 dB ranges
- 0.1-10 V square wave output (2000 Ω load)
- 50 nanosecond risetime
- 5.13" H x 13.25" W x 7.0" D

SG-5218 185.00
(\$2.85 shipping & handling)

Dual-trace DC-10 MHz Oscilloscope

\$650⁰⁰


- Two vertical input channels with 10 mV/cm sensitivity
- 11-step attenuator for 10mV/cm to 20V/cm deflection factors
- 19-step horizontal time base from 0.2 sec/cm to 0.2 usec/cm
- Vertical accuracy within 3%
- X5 horizontal expansion
- Calibrated 1V peak-to-peak square wave signal
- 35 ns vertical rise time
- Automatic triggering
- 120/240 VAC, switch-selectable
- 6.9" H x 12.9" W x 19.3" D

SO-4550 650.00
(\$5.50 shipping & handling)



Combination x1, x10 Scope Probe

\$29⁹⁵



- Switch-selectable x1 and x10 attenuation at probe tip
- Center (ground) switch position allows quick zero level check
- DC to 15 MHz (x1) and DC to 80 MHz (x10) bandwidths
- 4.0 nS (x10) rise time
- Insulating tip, BNC tip adapter, IC tip, insulated compensation capacitor adjustment tool, vinyl case

PKW-105 29.95
(\$1.60 shipping & handling)

Order TOLL-FREE:
800-253-0570

8:00 AM to 8:00 PM Eastern Time M-F. Sorry, toll-free service not available in Alaska, Hawaii or Michigan. Call 616-982-3411, 24 hours a day, seven days a week. TLX: 72-9421



Instruments

For information on other Heath/Zenith Instruments write:
Dept. 010-710 Benton Harbor, MI 49022
GX-383

To receive your order faster, charge it!
Use your Visa, MasterCard or Heath Revolving Charge.
Please have your card or account number handy when you call.



61 Service locations throughout the United States and Canada

Heathkit Electronic Centers in the U.S.* and Canada are listed in phone directory white pages.

*Units of Veritechnology Electronics Corporation.



INEXPENSIVE **AUTO BATTERY TESTER**

BY HANK OLSON


Simulates 200-ampere starter-motor load

AN AUTOMOTIVE battery works very hard, especially when cranking the engine, and if you have a plethora of electrically operated accessories that often draw more power than the unaided alternator can deliver, it may not have a full charge to work with. Even a battery that loafes most of the time may age to the point where it can no longer start the engine on a cold day, so it's a good idea to check your battery's health now and then.

Numerous tests can be made on a battery, and all of them give some indication of its condition. But none is as conclusive as checking its performance under load. To do that you need a professional battery tester, an inexpensive version of which you can build, as described in this article.

The Circuit. The battery tester, shown schematically in Fig. 1, assumes the test current to be 200 amperes at 12 volts. (To determine appropriate load current, refer to the box.) Using Ohm's Law and assuming a 12-volt battery, you can readily see that load resistor R_2 's value would have to be a very low 0.06 ohm ($R = E/I = 12 \text{ volts}/200 \text{ amperes} = 0.06 \text{ ohm}$). Furthermore, its power rating would have to be a whopping 2400 watts ($P = IE = 200 \text{ amperes} \times 12 \text{ volts} = 2400 \text{ watts}$). Clearly, you're not going to find a resistor with these ratings in your local electronics parts store. Fortunately, however, you can fabricate your own power resistor from available inexpensive materials.

Continuing with our example of 12 volts and 200 amperes, you'll need about 12 feet of 1/2-inch wide, 0.025-inch thick steel banding strap (used to cinch wooden packing cases) to fabricate R_2 . Connect the strap in series with an ammeter that can handle at least 2.5 amperes across a variable power supply capable of delivering up to 1 volt at more than 2



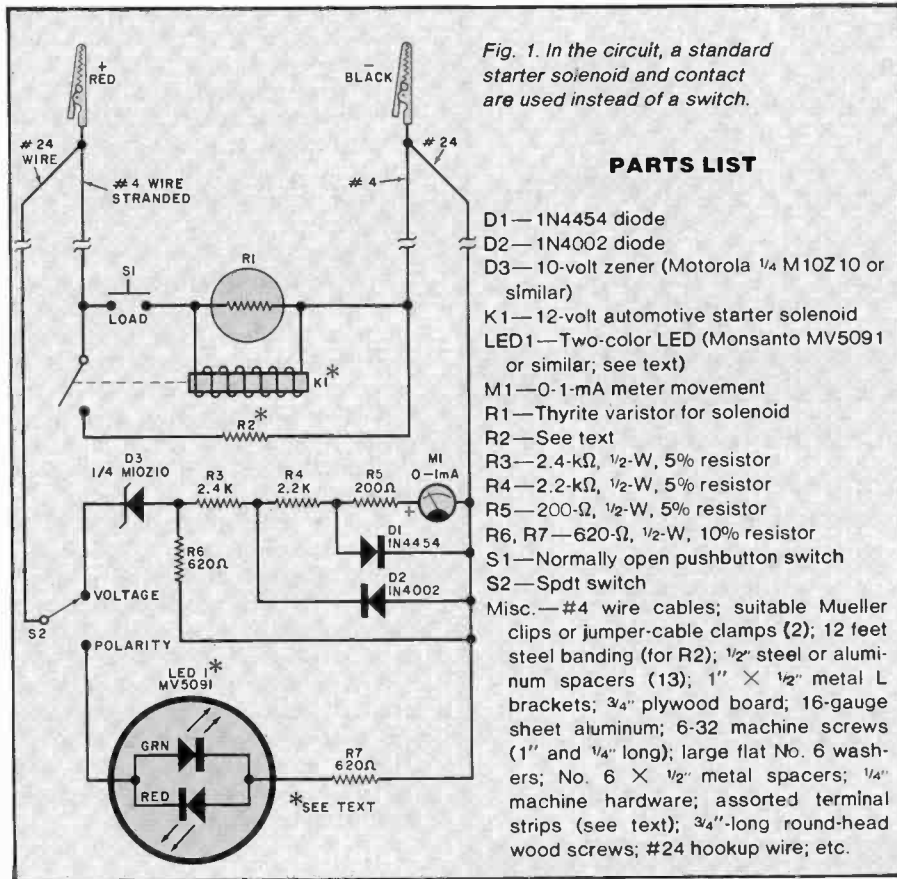
amperes. Adjust the power supply for a 2-A output and measure the voltage across the load. If it is over 0.12 volt, trim the strap until it equals 0.12 V.

Turn off the power supply and disconnect the test setup. You've now determined the length of steel strap to use for a 0.06-ohm load resistor. (You can use the same test setup to determine the length needed for any other battery voltage/power ratings simply by changing

the voltage or/and current to the appropriate values in the formulas that are provided in the box.)

You're not likely to find a switch that can handle 200 amperes in an electronic parts store, but a conventional 12-volt automotive starter solenoid (K_1 in Fig. 1) will fill your need. Operating current for the solenoid is controlled by normally open pushbutton switch S_1 .

Meter M_1 , resistors R_3 through R_6 ,



PARTS LIST

- D1—1N4454 diode
- D2—1N4002 diode
- D3—10-volt zener (Motorola 1/4 M10Z10 or similar)
- K1—12-volt automotive starter solenoid
- LED1—Two-color LED (Monsanto MV5091 or similar; see text)
- M1—0-1-mA meter movement
- R1—Thyrite varistor for solenoid
- R2—See text
- R3—2.4-k Ω , 1/2-W, 5% resistor
- R4—2.2-k Ω , 1/2-W, 5% resistor
- R5—200- Ω , 1/2-W, 5% resistor
- R6, R7—620- Ω , 1/2-W, 10% resistor
- S1—Normally open pushbutton switch
- S2—Spdt switch
- Misc.—#4 wire cables; suitable Mueller clips or jumper-cable clamps (2); 12 feet steel banding (for R2); 1/2" steel or aluminum spacers (13); 1" \times 1/2" metal L brackets; 3/4" plywood board; 16-gauge sheet aluminum; 6-32 machine screws (1" and 1/4" long); large flat No. 6 washers; No. 6 \times 1/2" metal spacers; 1/4" machine hardware; assorted terminal strips (see text); 3/4"-long round-head wood screws; #24 hookup wire; etc.

and diodes *D1* and *D2* make up a 0-to-6-volt dc voltmeter. When connected in series with 10-volt zener diode *D3*, this meter circuit becomes an expanded-scale 10-to-16-volt dc voltmeter. Diode *D2* protects the meter against reverse polarity, while diode *D1* protects against overvoltage when the meter is connected in proper polarity.

When selector switch *S2* is set to **POLARITY**, *LED1* glows green if the tester is connected to the battery in proper polarity, red when the connection's polarity is incorrect. Note that Fig. 1 shows and the Parts List specifies an integrated red/green LED assembly for *LED1*. If you wish, you can replace this with discrete red and green LEDs, connecting them into the circuit as shown for the integrated unit.

Construction Hints. As shown in Fig. 2, the best way to mount the steel strapping that makes up the load resistor, *R2*, is on a 3/4-inch plywood board, using No. 6 metal—not plastic—spacers and machine hardware. Start by drilling a 1/4-inch hole spaced 1/4-inch in from each end of the strapping.

Next, drill two rows of 1/8-inch holes through the board, spacing the rows about 8 inches apart and the holes within each row about 1 inch apart. Then mount a metal spacer at each hole location with a 6-32 \times 1" machine screw, placing a large flat No. 6 washer

under the head of each screw. Mount another large flat washer on top of each spacer with a 6-32 \times 1/4" machine screw.

Mount the starter solenoid at the right rear of the plywood board and fasten one end of the steel strapping to one of its terminals. Then route the strapping back and forth from spacer to spacer. (The washers prevent the strapping from slipping off the spacers.)

Fasten a large L bracket to the free

end of the strapping with 1/4-inch hardware. Then secure the L bracket and one- and two-lug terminal strips to the wood base with 3/4-inch round-head wood screws.

For the front panel, you will need a sheet of 16-gauge aluminum. Trim it to the width of the plywood base. Then, if possible, bend a 90° lip, about 1 inch wide, along the panel's bottom edge (alternatively, use three large L brackets) and drill three or four 1/8-inch holes along the length of the lip to permit mounting the panel to the plywood base.

Machine the panel and mount on it the meter movement, integrated LED assembly (or discrete LEDs), switches, and two three-lug terminal strips. This done, mount the panel to the top front of the plywood base with 3/4-inch-long roundhead wood screws.

Wire the circuit as shown in Fig. 1. Note that separate #24 wires are used as voltage sensors and are run in parallel with the large #4 cables that carry the actual current. The #24 wires are used to measure the voltage at the battery before any voltage drops in the cable resulting from the high-current flow through *R3*. When installing the #24 wires, route them along the #4 cables and use either lacing cord or tape to bind wire and cable together. Finish the assembly by attaching large Mueller clips or jumper-cable clamps to the free ends of the #4 cables.

Use. To use the tester, connect the two Mueller clips (or clamps) to the battery/charger system (at the battery's terminals) in the vehicle you wish to test and set *S2* to **POLARITY**. If the LED glows green, the tester is properly connected, but if the LED glows red, reverse the connections to the battery.

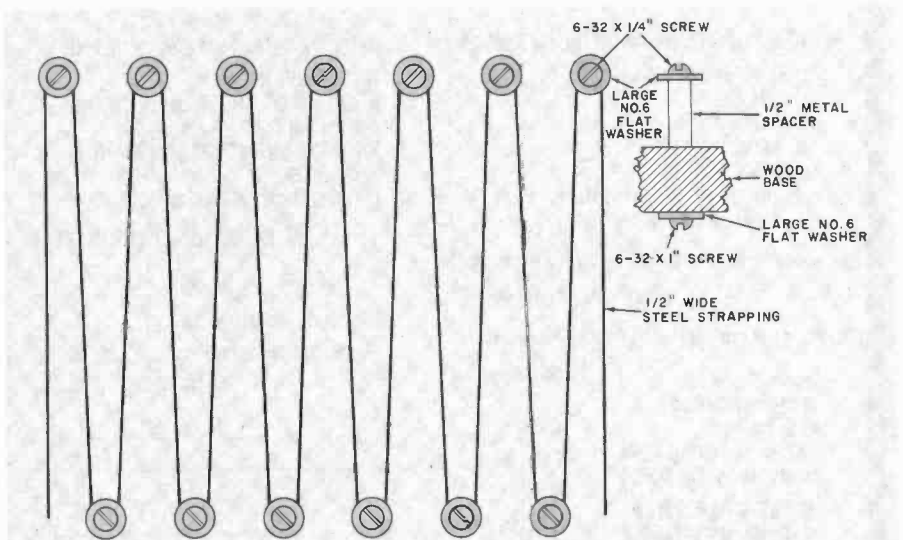



Fig. 2. Using this diagram as a guide and following instructions in the text, you can make up your own load resistor from 1/2-inch steel banding strap.

TEXAS INSTRUMENTS
electronic calculators



TI-30SP	17.95		
TI-35SP NEW	24.95		
Bus. Anal I	21.95		
BA II Exec NEW	42.95		
Bus. Card	39.95		
Invest. Anal NEW	49.95		
TI-55	34.95		
TI-57	54.95	TI-59	209.95
TI-5100	39.95	PC-100C	169.95
TI-5015	64.95	TI-58/59 Libraries	35.00
TI-5040	89.95	Speak & Spell	59.95
TI-5135 NEW	79.95	Speak & Read NEW	CALL
TI-5142 NEW	124.95	Speak & Math NEW	CALL
TI-808.41 NEW	62.95	Lang. Tutor NEW	169.95
TI-58C	109.95	Home Comp. 99/4	799.95

HP HEWLETT PACKARD

THE HP-85!

HP-67	299.95
HP-92	399.95
HP-97	584.95
HP-33C NEW	99.95
HP-34C NEW	134.95
HP-38C NEW	134.95
HP-31E	44.95
HP-32E	54.95
HP-33	73.95
HP-37E	59.95
HP-38E	104.95
HP-41C NEW	CALL
HP-85 NEW	CALL
HP-7225A NEW	CALL
HP-85 ROMS NEW	CALL



HP7225A Graphics Plotter The compact HP7225A Graphics Plotter is designed to supply cost effective professional hard-copy graphics. The Plotter produces publication quality graphics with clean, continuous ink lines.

battery tester

Now set *S2* to **VOLTAGE**; the meter should indicate between 10 and 13 volts. Press and hold *LOAD* switch *S1* for no longer than 5 seconds (the limit because as *R2* heats up, from the current flowing through it, its resistance increases) and note the meter indication. A fully charged battery should indicate 10 volts or more.

Release *S1* but leave *S2* set to **VOLTAGE**. Start the vehicle's engine. The meter's pointer should now swing up-scale to a point between 13 and 15 volts as the vehicle's charging system comes into play. If you obtain abnormally low readings at any time, try fully recharging the vehicle's battery and repeat the tests. If the condition still persists, the battery is most likely bad.

You should periodically "load test" your vehicle's battery, say, once a month. Regular testing will help you keep track of the battery's condition and can also indicate preventive maintenance steps to keep it delivering maximum current for as long as possible. Periodically clean the battery terminals and connectors and, unless yours is a sealed, "no-maintenance" type, check the liquid level in each cell often and add distilled water where necessary. ◇

(714) 549-7373
INFORMATION LINE

(800) 432-7066
TOLL FREE (Within CA)

(800) 854-0523
TOLL FREE (Outside CA)

APF IMAGINATION MACHINE	495.00
Apple computer II PLUS (16k)	999.95
Apple III APPLE III NEW	CALL
6200 NEW EXECUTIVE	99.95
5813 NEW SCI PROGRAMMABLE	34.95
5100 NEW LCD ALPHANUMERIC	89.95
5102 NEW FIN PROG	79.95
7000 NEW MEMO WRITER	124.95
CASIO ML-90	49.95
FX 68	27.95

CHES CHALLENGER 7	99.95
ATARI 800 (16k) STARTER SYSTEM	899.95
CODE-A-PHONE 1000	109.95
	1750
ESD X-10 TIMER NEW	299.95
	59.95
	33.95

ALSO: CANON, TOSHIBA, NSC, SEIKO, MATTEL, PEARLCORDER, ITT, GTE, AND MANY OTHERS. ALL AT GREAT PRICES!!

WE WILL MEET OR BEAT ANY COMPETITOR'S ADVERTISED PRICE ON MOST ITEMS IF HE HAS THE MDSE ON HAND VISA, MASTERCARD. S ORDER, PERS. CK. 114 WKGD DAYS TO CLRI, COD ACPTD. MIN. \$4.95 SHIPPING U.S.A. AIR ON REQST. CALIF. RES. ADD 6% SALES TX. ALL MDSE SUBJ. TO AVAIL. PRICES SUBJ. TO CHANGE. SEND ORDERS TO Dept. POPEL - Nov

MAIL & PHONE ORDERS ONLY
3211 So. Harbor Blvd. Santa Ana, CA 92704

computique

WRITE OR CALL FOR FREE CATALOG

NEWPORT (714) 549-7373	ANAHEIM (714) 738-7775	W. LOS ANGELES (213) 870-0423	LAWDALE (213) 370-5795	TARZANA (213) 705-7507	PASADENA (213) 795-3007
------------------------	------------------------	-------------------------------	------------------------	------------------------	-------------------------

PROFESSIONAL DISCOUNTS

CIRCLE NO. 15 ON FREE INFORMATION CARD

UNIVERSAL
COLUMBIA
NOSTALGIA
WARNER BROS.



PARAMOUNT
TVX VCX
20th CENTURY
ALLIED ARTIST

If it's LEGALLY on videocassette, Wonderful World of Video has it! We stock all major General Release and Adult Tapes in inventory.

PLEASE CHECK BOX AND FILL IN AMOUNT	CHECK FORMAT: <input type="checkbox"/> Beta <input type="checkbox"/> VHS
<input type="checkbox"/> SOUPERMAN 64. ⁹⁵	<input type="checkbox"/> HALLOWEEN 54. ⁹⁵
<input type="checkbox"/> 10 64. ⁹⁵	<input type="checkbox"/> BUDDING OF BRIE (Adult) 89. ⁹⁵
<input type="checkbox"/> ALIEN 54. ⁹⁵	<input type="checkbox"/> BABYLON PINK (Adult) 89. ⁹⁵
<input type="checkbox"/> JAWS 54. ⁹⁵	<input type="checkbox"/> EROTIC ADVENTURES OF CANDY (Adult) 89. ⁹⁵
<input type="checkbox"/> DEERHUNTER 69. ⁹⁵	<input type="checkbox"/> CALIFORNIA GIGOLO (Adult) 89. ⁹⁵
<input type="checkbox"/> COAL MINERS DAUGHTER 59. ⁹⁵ (New Release)	

ALL TAPES 100% GUARANTEED!

Enclosed is my check money order
 VISA MC (cash not accepted)

Please send me your: Family Play List Adult Play List

Subtotal _____
 Calif. Res. add 6% tax _____
 Postage, handling \$3.00 _____
 Total _____

Send Order to:
Wonderful World of Video Inc.
6315 Hollywood Blvd.
Hollywood, CA 90028
CALL TOLL FREE:
1-800-421-0482
In California:
1-213-465-8677

Card # _____
 Exp. Date _____
 Name _____
 Address _____
 City/State/Zip _____
 Signature _____

NOTE: No order can be shipped without a signature! (I certify that I am of legal age)

CIRCLE NO. 77 ON FREE INFORMATION CARD

SELECTING A LOAD

Battery testers used by professionals have built-in load resistors specifically selected for testing a range of typical automotive battery power-delivery capabilities. As a general rule, load-resistance values are calculated from a simple formula that states that the load resistor should draw half of the battery's maximum current during a voltage measurement. Since automotive batteries are usually rated in watts, rather than current-delivery capability, it is necessary to first convert to current before you can calculate the load resistance.

Using the standard power formula $P = IE$ (P is rated battery power, I is unknown battery current, and E is battery voltage), we obtain $I = E/P$. Now, let's assume the battery is rated at 12 volts and 4800 watts. First, we divide the power rating by 2, obtaining 2400 watts. Plugging these values into the formula, we get $I = P/E = 2400 \text{ watts} / 12 \text{ volts} = 200 \text{ amperes}$.

Now, use Ohm's Law to calculate the resistance of the load: $R = E/I$, where R is load resistance, E is battery voltage, and I is test current (calculated above). Continuing our example, we obtain $R = 12 \text{ volts} / 200 \text{ amperes}$, or 0.06 ohm. Therefore, for a typical 12-volt, 4800-watt automotive battery, the load resistance should be 0.06 ohm at 2400 watts.

Using the procedure described above, you can calculate the required load resistor's parameters for any battery voltage/power ratings.

ITEM NO.
WK-7

CMOS SAFE

IC INSERTION/EXTRACTION KIT

KIT INCLUDES

- MOS-1416 14-16 CMOS SAFE INSERTER
- MOS-2428 24-28 CMOS SAFE INSERTER
- MOS-40 36-40 CMOS SAFE INSERTER

- EX-1 14-16 EXTRACTOR
- EX-2 24-40 CMOS SAFE EXTRACTOR

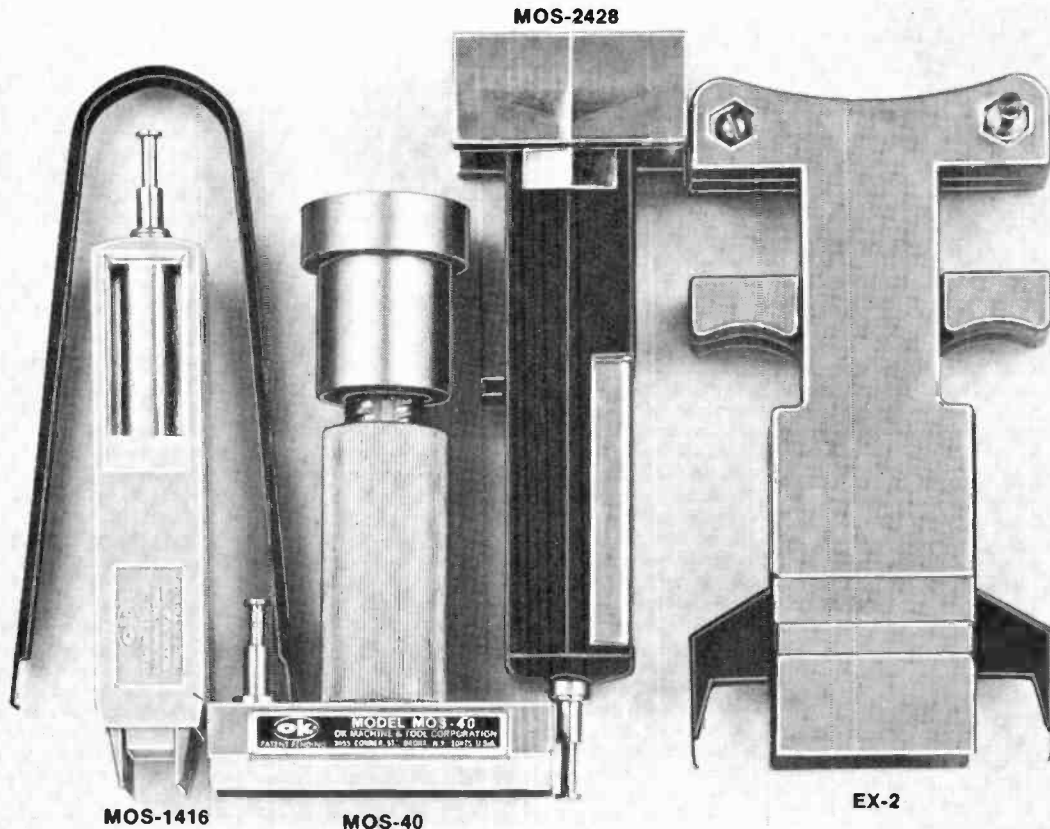


OK MACHINE & TOOL CORPORATION
3455 CONNER ST., BRONX, N.Y. 10475 U.S.A.
PHONE (212) 994-6600 TELEX NO 125091



PRINTED IN U.S.A.

PATENT PENDING



WK-7	COMPLETE IC INSERTER/EXTRACTOR KIT	\$29.95
------	------------------------------------	---------

INDIVIDUAL COMPONENTS

MOS-1416	14-16 PIN MOS CMOS SAFE INSERTER	\$ 7.95
MOS-2428	24-28 PIN MOS CMOS SAFE INSERTER	\$ 7.95
MOS-40	36-40 PIN MOS CMOS SAFE INSERTER	\$ 7.95
EX-1	14-16 PIN EXTRACTOR TOOL	\$ 1.49
EX-2	24-40 PIN CMOS SAFE EXTRACTOR TOOL	\$ 7.95

MINIMUM BILLING \$25.00. ADD SHIPPING CHARGE \$2.00. NEW YORK RESIDENTS ADD APPLICABLE TAX.

OK MACHINE & TOOL CORPORATION 3455 CONNER ST., BRONX, N.Y. 10475 (212) 994-6600/TELEX 125091

SUPER WATCH



Don't be fooled by the price. This LCD Dual Alarm Chronograph is probably the best as well as most useful watch on the market today.

This watch is in a class by itself. With every conceivable convenience ... unmatched feather-light comfort ... and rugged dependability with matching, trim-slim styling.

And it's priced so low, it makes sense to own as an every-day watch you can wear without worrying or as an extra watch you use only for running or when you're working around the house or for its wake-up alarm and second timekeeping zone when you're traveling.*

What's amazing is that it gives you TWO of everything other watches selling for ten times as much boast of when they have just one. And it includes additional conveniences, like a count-down timer; so, no other watch, at any price, does as much or does it better! And this watch is guaranteed for ONE full year.

WORLD CLASS ACCURACY: First and foremost it's guaranteed to be accurate to within seconds a month, three-minutes-a-year. You can be certain the big, easy-to-read display with the hour, minutes and running seconds is right on time—to the second.

Your watch also gives you the day and date at a glance, with no button to push, adjusting automatically for the number of days in any month (including leap year). Then, so you can see easily in the dark or when it's dim, there's a built-in night light.

3-YEAR BATTERY: And this is one watch you won't have to worry about for a long, long time. The battery is warranted to last for a full three years.

TWO-TIMING: What is more, you get a second timekeeping zone. A convenience you'll really appreciate when you travel or when you're doing business with a firm in a far-away city. Plus a two-note chime you can set to go off on the hour to keep the time from passing you by.

24-HOUR ALARMS AND PERSONAL REMINDER SYSTEM: The alarm can be set in an instant for any minute of any hour. The precision of a digital alarm is simply unbeatable. If you want, you can leave this alarm set for the same time every day because there's a SECOND alarm as well. With two alarms you'll be able to schedule your day and stick to your schedule more easily and surely than ever before.

30-MINUTES AND COUNTING: In addition, inspired by the Space Center, you also get a 12 hour to

one minute count-down timer. Really, a third alarm, it's a lot easier to use if you want to be reminded your time is up or you have to act—when you've promised to call back in half-an-hour, for example, or have to put another quarter in the parking meter. With a count-down timer, you can be sure you won't goof, and you'll know exactly how much time you've got left. (If nothing else, those steaks you like rare and your three-minute eggs will never be over-done again.)

CHRONOGRAPH SYSTEM: With 1/100th of a second precision for up to 12 hours, the dual chronograph literally enables you to command time to stand still. With the stopwatch you can time any event in its entirety — from a speech you're preparing to the length of a phone call you're making to the time it takes a passer to set up and throw. (A buzzer sounds when you start or stop the chronograph. A nice feature since it means you won't have to check to see if it's timing.)

You can also measure sections of an event, like the time for the 1/4 or the 1/2 or the times of individual finishers in a race. This is Lap Time. In this mode the chronograph continues timing an event in memory at the same time that it's stopped to give you a reading on a particular segment.

You'll be able to use either of these modes in minutes, find innumerable uses for both in your business and personal life within days.

SUPER LIGHTWEIGHT: Even with all these functions, you'll hardly know you're wearing a watch. It's that light and comfortable. Less than one ounce.

The case, which is exceptionally handsome, is made of a high-impact, virtually impervious black plastic. An advance almost as remarkable in its way as those in the microprocessor that controls the watch's functions.

THE MOST IMPORTANT FEATURE OF ALL

Here's a watch, then, with phenomenal accuracy and totally unique capabilities; a watch that passed every quality-control test with flying colors and stood up to 10 years' of simulated-use tests. And all it costs is the amazing low price of just \$29.95!

It just didn't seem possible to us either. But the manufacturer, who's been making components for years for many of the major watch companies, including some of the biggest, best-known names, explained:

"Of course, you'd expect it to sell for 100% more. But, once this new kind of case became available, we knew we could produce a chip (microprocessor) superior to any we made for anyone else, and sell it for far less than you'd expect by assembling the watches ourselves and selling them direct-by-mail, eliminating the middleman's mark-up in both manufacturing and selling."

As proof, in about a year, a major name in the watch world plans to buy this module and offer this same watch through normal retail outlets for at least \$60 and maybe more.

ANOTHER CHOICE

This gave us an idea. What if the same watch was put in a stainless steel case with a stainless steel band. After some figuring the manufacturer said he'd include a deluxe mineral glass crystal, so the watch would be absolutely superb, and all we'd have to charge is just \$59.95.

CALL 800-228-5959

(Nebraska residents call 800-642-8777)
(Numbers in operation 7 days a week, 24 hours a day)

So, that's your choice of the matte black watch or the watch in stainless steel with a stainless bracelet.

What is more, since you can't get this watch in any store, we'll send it to you to wear for 30 days without risk or obligation. If you're not absolutely satisfied, if the accuracy isn't exactly as we say, if you don't find two timekeeping zones, the two alarms, the dual chronograph, the count-down timer as useful and convenient as you supposed, if people don't praise the look of the watch you're wearing, send it back for a complete refund. No questions asked.

To order with any major credit card, simply call the toll-free number above. But we'd prefer, in this instance, since the price is so much lower than for anything else we sell, that you send us your check to the address below. Just be sure to specify the Black Watch or the Stainless Steel Alarm Chronograph and include the proper amount. (Include \$2.50 for shipping and handling and in Illinois the 6% sales tax.)

Either way, you'll be getting a watch as good if not better than any watch in the market today. At a fraction of the usual price. If that isn't class, what is?

*Even in a drawer, it will keep perfect time. Ready when you want or need it without your touching or adjusting a thing.

Available in stainless steel




DIMENSIONS UNLIMITED

Dept. 18-8081
733 Lee Street B
Des Plaines, IL 60016

© Dimensions Unlimited, Inc. 1980

CIRCLE NO. 20 ON FREE INFORMATION CARD

POPULAR ELECTRONICS



BUILD A SUPER MUSIC MAKER

*Using just one microprocessor chip, 25 tunes
can be generated—even more if a PROM is added*

BY TOM CAUDLE

FOR generating digitally synthesized sequences of musical tones, it's hard to beat a large-scale integration (LSI) chip, such as the General Instrument AY-3-1350 IC. That chip, used in the "Super Music Maker" project described

here, is perhaps the most powerful and flexible music synthesizer IC on the market. Actually a microprocessor with a tone-generation program in an internal memory, it stores short segments of 25 popular tunes and three chime se-

quences, each of which is individually selectable. While this alone makes the AY-3-1350 unusual, there's more. The chip can also address an external, pre-programmed ROM (read-only memory)

(Continued on page 85)



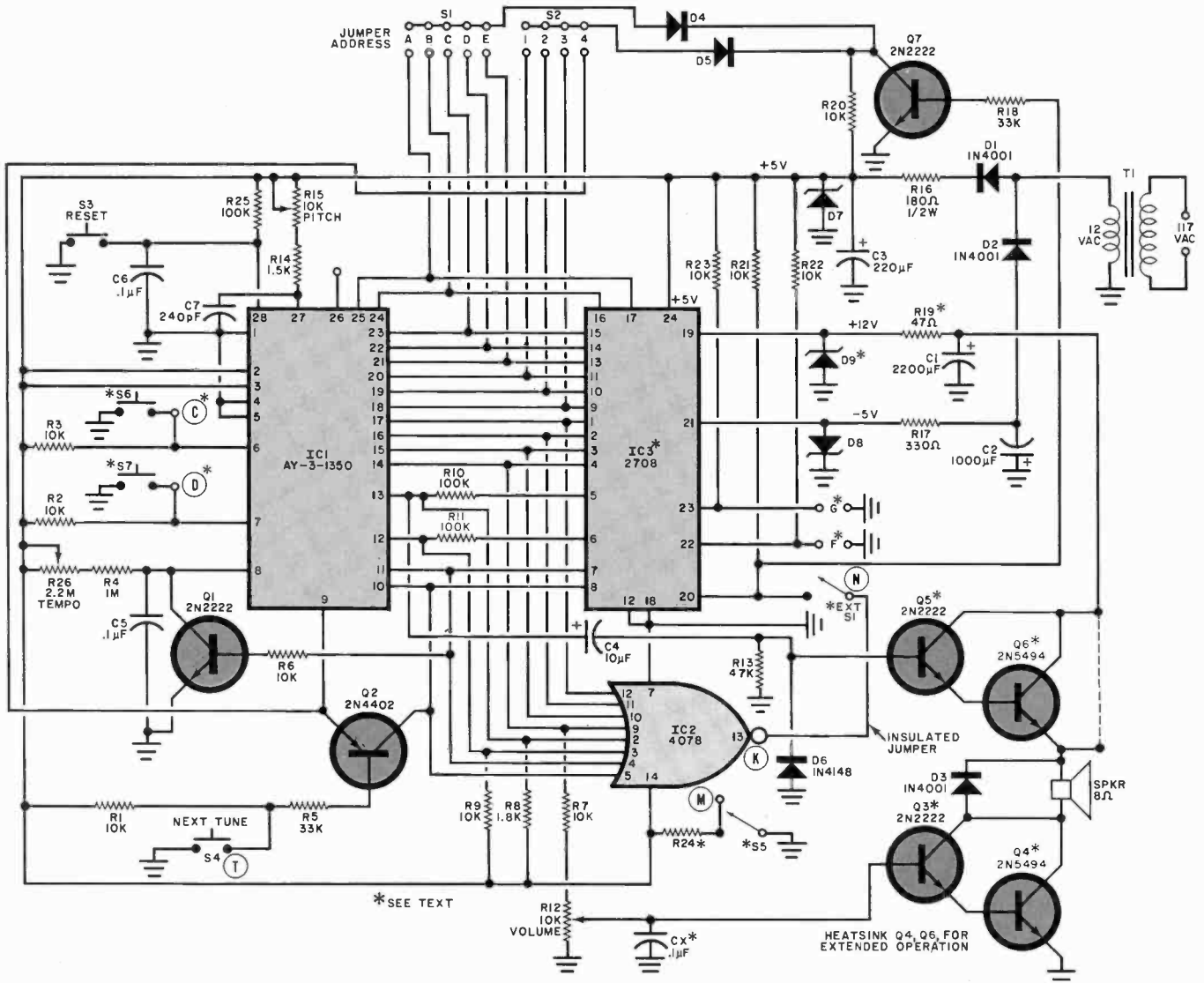


Fig. 1. The circuit uses three ICs: the microprocessor, an eight-input NOR gate, and an optional EPROM.

PARTS LIST

C1—2200- μ F, 16-V radial-lead electrolytic
 C2—220- μ F, 25-V radial-lead electrolytic
 C3—1000- μ F, 10-V radial-lead electrolytic
 C4—10- μ F, 15-V radial-lead electrolytic
 C5, C6—0.1- μ F disc capacitor
 C7—240-pF disc capacitor
 D1, D2, D3—1N4000 series, 1-A rectifier
 D4, D5, D6—1N4148 switching diode
 D7, D8—4.7-V, 1-W zener (1N4732 or similar)
 D9—12-V, 1/2-W zener (1N963 or similar)
 IC1—AY-3-1350 (General Instrument)
 IC2—CD4078BE 8-input NOR-gate
 IC3—PROM (see text)
 Q1, Q3, Q5, Q7—2N2222 or similar transistor
 Q2—2N4403 or similar transistor
 Q4, Q6—2N5494 or similar transistor
 The following are 1/4-W, 10% resistors unless otherwise specified:

R1, R2, R3, R6, R7, R9, R20, through R24—10 k Ω
 R4—1 M Ω
 R5, R18—33 k Ω
 R8—1.8 k Ω
 R10, R11, R25—100 k Ω
 R12, R15—10-k Ω vertical potentiometer
 R13—47 k Ω
 R14—1.5 k Ω
 R16—180- Ω , 1/2-W, 10% resistor
 R17—330- Ω , 1/2-W, 10% resistor
 R19—47 Ω
 R26—2.2 M Ω horizontal potentiometer
 S1—Eight-section DIP switch
 S2—Five-section DIP switch
 S3, S4, S6, S7—Spst normally open push-button switch
 S5—Part of S2
 SPKR—Miniature loudspeaker
 T1—12-V, 1-A transformer
 Misc.—PC board, sockets, etc.

Note 1: The following are available from Bullet Electronics, Box 401244, Garland, TX 75040: complete kit of parts, less IC3, SPKR, and switches, for \$23.50. Also available separately: drilled, plated, and silk-screened pc board for \$5.00; AY-3-1350 IC (IC1) for \$12.00; 8-section and 5-section DIP switches for \$2.00.

Note 2: Master Music, P.O. Box 448, Mt. Vernon, MO 65712 will supply the following items: sample music 2708 EPROM with more than 800 notes of popular music for \$12.50; 2708 EPROM music albums with 1024 bytes containing 25 selections (more than 500 tunes available; write for information) for \$15.00; sample music 2716 EPROM with more than 1600 notes of popular music for \$27.50; double music albums in 2716 s for \$32.00.

and, by using the appropriate address, play any tune in the ROM's "catalog."

Circuit Description. As shown in Fig. 1, the Super Music Maker project consists basically of three ICs: *IC1*, the microprocessor/synthesizer chip; *IC2*, a 4078 CMOS eight-input NOR gate; and *IC3*, an optional EPROM (erasable programmable read-only memory) into which an "album" of tunes is programmed. The remainder of the circuit includes an audio amplifier for driving a small speaker (or the input of a power amplifier) and a power supply.

During program execution, *IC1* sets its address lines at pins 10 through 17 to 00. Closing the EXT ROM-enable switch (part of DIP switch *S1*) initiates the following sequence. When all lines are at logic low, the output of *IC2* goes high and sends *Q7* into conduction. In turn, *Q7* applies a ground to the tune address lines through *D4* and *D5*. The output of *IC2* is also applied to enable pin 20 of *IC3*, where a logic high turns off this IC and presents a high impedance on the IC's I/O lines at pins 9 through 11 and 13 through 17. This allows the address data to be read from the same lines on which the EPROM's information appears. The tune address is then read and stored by *IC1*. On the next cycle, *Q7* cuts off and enables *IC3*. If *IC1*'s internal tunes are selected, *IC3* is disabled by pull-up resistor *R21* on enable pin 20 and *Q7* conducts continuously.

During operation, *IC1* tests for the presence of external PROM *IC3* by going to address location 377 octal and testing for octal 125. If the proper code is sensed, an internal flag in *IC1* is set. The tune address lines are interrogated and then that particular memory location in *IC3* is played. If no PROM is sensed, *IC1* plays the internal tune at the preset tune address. The program then tests for the "next tune" switch closure; if it senses it, *IC1* steps to the next tune and plays it. This operation works in either the internal or external tune mode, permitting all tunes in *IC1* and *IC3* to be played. (Note that the chimes cannot be played when *IC3* is selected.)

TEMPO control *R26* sets the speed at which *IC1* plays the notes, while PITCH control *R15* sets the reference frequency. The waveform at pin 26 of *IC1* is one quarter of the oscillator frequency; it can be varied over a two-and-a-third octave range, from 50 kHz to 250 kHz, with the PITCH control.

Dual in-line package (DIP) switches *S1* and *S2* provide the letter/number address selectors required for addressing a given page of tunes in *IC1* and *IC3*. Also part of *S1* is the EXT ROM-enable switch, and *S5* is part of *S2*. Normally open spst switches are used for RESET and NEXT TUNE switches *S3* and *S4* and

G	F	H	Page Number
1	1	1	1
0	1	1	2
1	0	1	3
0	0	1	4
1	1	0	5
0	1	0	6
1	0	0	7
0	0	0	8

Fig. 2. Page-select settings for *S1*. Shaded area is used only for the 2716. Zero indicates open switch; one, closed.

optional door-chime switches *S6* and *S7*. Finally, switches F and G at pins 22 and 23 of *IC3* are part of *S1*.

The audio amplifier section, at the lower right in Fig. 1, consists of a pair of Darlington circuits, *Q3/Q4* and *Q5/Q6*. With the arrangement shown, the circuit's output has a certain amount of exponential decay, which gives it an organ-like sound. By eliminating the *Q5/Q6* circuit and jumpering the 12-volt line, as indicated by the dashed line, to the top terminal on the speaker, output volume can be increased, but the tones will have faster attack and decay times, producing a sound more like a piano. If you wish, you can soften this tone by installing optional capacitor *CX*.

Programming External Memory. The system is designed to use either a 2708 (1K × 8) or, with a few simple modifications, the newer 2716 (2K × 8) EPROM. Since *IC1* can address only 256 bytes at a time, however, the high-

order address bits must be manually switched to play all the memory by closing the F and G toggles in *S1*. Each 256-byte block comprises a "page" of memory (see Fig. 2 for details on how to select individual pages), which means that a 2708 has four pages and a 2716 has eight pages of memory. Since the frequency and duration of each note are defined by an eight-bit code, a 2708 four-page ROM can accommodate a combination of 1024 notes and rests, while an eight-page 2716 ROM can accommodate 2048 notes and rests. The only limitations here are that no single tune can contain more than 256 notes and rests, and no page can have more than 25 different tunes.

The 2708/2716 series of EPROMs are static memory devices that can be programmed, erased, and then reprogrammed numerous times. Widely used in the computer industry, they are supplied by several major manufacturers at prices that make them relatively inexpensive for nonvolatile memory.

The EPROMs are programmed ("blown") by selecting an address location and applying a 24-volt pulse to the desired program pin. Articles on building and using devices to program EPROMs with tunes of your choice have appeared in POPULAR ELECTRONICS (see August 1980). If you have the capability to program EPROMs, you can use the programming charts in Fig. 3 as a guide. The three least-significant bits (LSBs) in Chart A define the length









Musical notation	Octal	Binary
	0	000
	1	001
	2	010
	3	011
	4	100
	5	101
	6	110
	7	111

Fig. 3. Chart A (above) gives the length of each note. Chart B (right) defines the actual music pitch. Codes 377 and 376 cannot be used as "rest" codes.

Name	Frequency (HZ)	Octal	Binary
F	175	00	00000
F #	185	01	00001
G	196	02	00010
G #	208	03	00011
A	220	04	00100
A #	233	05	00101
B	247	06	00110
C (middle C)	262	07	00111
C #	277	10	01000
D	294	11	01001
D #	311	12	01010
E	330	13	01011
F	349	14	01100
F #	370	15	01101
G	392	16	01110
G #	415	17	01111
A (international A)	440	20	10000
A #	466	21	10001
B	494	22	10010
C	523	23	10011
C #	554	24	10100
D	587	25	10101
D #	622	26	10110
E	659	27	10111
F	698	30	11000
F #	740	31	11001
G	784	32	11010
G #	831	33	11011
A	880	34	11100
A #	932	35	11101
B	988	36	11110
Reset	Silent	37	11111




Fig. 4. PROM memory allocations for a simple programming example.

of the note (0 through 7), the shortest, 0, being a sixteenth note and the longest, 7, being a whole note. In Chart B, the upper five bits define the actual musical pitch. Octal 077, for example, would be a middle C of whole-note duration. Depending on the system being used, the code may have to be converted to hexadecimal or binary format.

Required with each tune is an end-of-tune marker of octal 377 or binary 1111111. Also required in the PROM is octal 377 at location 0 and octal 376 at the end of the last tune. The end of each page must be marked with octal 125. In a 2708, octal 125 (55 hex) is required at octal locations 377 (FF hex), 1377 (1FF hex), 2377 (2FF hex), and 3377 (3FF hex). Figure 4 gives a simple programming example.

If you don't have an EPROM programmer or prefer not to blow your own PROMs, you can buy preprogrammed PROMs at reasonable cost (see Note 2 in Parts List).

Construction. Since only low-frequency digital signals are present in the Super Music Maker, the component layout is not critical. The use of a printed circuit board and sockets for the ICs are highly recommended. An actual-size etching-and-drilling guide for the board and a component-placement diagram are shown in Fig. 5.

When assembling the project, be


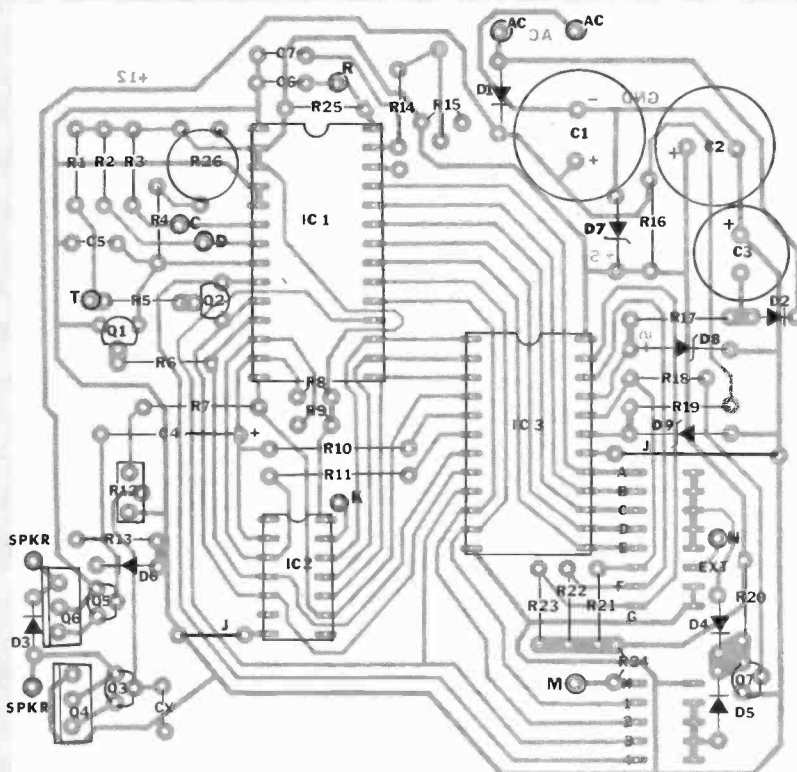


Fig. 5. Actual-size etching and drilling guide for a printed circuit board for the project is shown above. Below is a guide for component layout.



careful to observe the polarities of diodes and electrolytic capacitors and lead locations on the transistors. Do *not* install the ICs in their sockets until told to do so in the following procedure.

If you decide to use a 2716 EPROM for IC3, some minor changes must be made in the circuit. Pin 19 of IC3, the +12-volt supply-line connection for the 2708, becomes the eleventh address bit (A10) for the 2716. An auxiliary switch with pull-up resistor (S5 and R24 in Fig. 1) are used at point M to allow this additional address to be switched. Then, remove R19 and D8 and jumper from point M to the R19 pad whose trace goes to pin 19 of IC3 and remove D9 and R17 and jumper from pin 21 to pin 24 on IC3. With these modifications, there will be +5 volts on pins 21 and 24, and pin 19 becomes address bit A10 on IC3 for the 2716 EPROM.

After assembling the circuit, and before the ICs are installed in their sockets, apply power and check the power supply section to make sure the proper voltages are present. If all voltages are present at the night places, turn off the power and install the ICs in their respective sockets, making certain that they are properly oriented.

Exercise the usual safe-handling procedures to prevent damaging the CMOS ICs with static electricity. That is, ground yourself and tools before handling the ICs to drain off any charge. Once you pick up an IC, holding it by its narrow edges only, don't put it down until it is installed in its socket.

Checkout and Use. Set ROM-select switch EXT in the S1 assembly to off, and check that all address switches are also off. Pressing RESET switch S3 should then cause the Westminster chime to play. Adjust TEMPO and PITCH controls R26 and R15 for the most pleasing sound.

USING THE SUPER MUSIC MAKER IN A CAR, VAN OR RV

The project can be operated on a vehicle's 12-volt dc electrical system if a negative bias is provided for the 2708 EPROM. A separate 9-volt battery will do fine and will last a long time, since the current drawn is only 20mA. (CAUTION: *Never operate the project without negative bias* or the 2708 will be damaged.) No negative bias is required when a 2716) not a Texas Instruments TMS2716) EPROM is used because only a single 5-volt is required. Circuit changes for using the 2716 are detailed in the text.

A0 Toreador
B0 William Tell
C0 Hallelujah Chorus
D0 Star Spangled Banner
E0 Yankee Doodle

A2 America, America
B2 Deutschland Leid
C2 Wedding March
D2 Beethoven's 5th
E2 Augustine

A4 Hell's Bells
B4 Jingle Bells
C4 La Vie en Rose
D4 Star Wars
E4 Beethoven's 9th

A1 John Brown's Body
B1 Clementine
C1 God Save the Queen
D1 Colonel Bogey
E1 Marseillaise

A3 O Sole Mio
B3 Santa Lucia
C3 The End
D3 Blue Danube
E3 Brahms's Lullaby

Chime X Westminster Chime
Chime Y Simple Chime
Chime Z Descending Octave Chime

Fig. 6. Tunes programmed into the AY-3-1350 (IC1) microprocessor.

Check to see if the system is operating properly as follows. First, set section A in S1 to on and all other sections in both S1 and S2 to off. Pressing the RESET switch should cause the "Toreador" song to play (see Fig. 6 for a list of the tunes programmed into the AY-3-1350 and their addresses). Randomly select a few more addresses and operate the RESET switch to determine if the proper tunes are played.

If you've installed a preprogrammed PROM in IC3's location, you can play it by simply switching from internal to external ROM with the EXT switch in the S1 assembly. The tune address selected by S1 and S2 will then be activated when the RESET switch is operated and that tune will play. While the chime sequences in IC1 will not play with the EXT switch closed, the NEXT TUNE switch will allow you to step through all the tunes programmed into IC3.


Applications. The versatility of the AY-3-1350 gives it a broad range of uses. It can be interfaced with doorbell buttons, toys, and telephones and could make a clock capable of playing a different tune every time it strikes the hour. It could also form the heart of a novel annunciator system. ♦

TRS-80 \$679.



Level II,
16K

TRS-80 Pocket Computer



\$269.

INCLUDES
CASSETTE
INTERFACE

Atari 800 16K RAM

\$849.



16K APPLE II + \$999.



32K \$1059. 48K \$1119.

No hidden charges! Write for complete catalog featuring TRS-80, APPLE, ATARI, and PET.

TO ORDER TOLL FREE
800-258-1790




(In NH call 673-5144)

6 South St.,
Milford, NH 03055

Sabtronics Hand-held Digital Multimeters

Having such excellent instruments makes it tough to explain our low price.



Accurate performance you can rely on, time after time. That's what you expect from a quality DMM. But don't expect to pay as much for it any more. Because now Sabtronics brings you top quality DMMs with more features and better accuracy than other comparable units on the market today. And ours cost surprisingly less!

We cut the price. Not the quality.

What you get is a precision crafted instrument that features single-chip LSI logic, as well as a laser trimmed resistor network. And a stable band-gap reference element ensures better long-term accuracy. Basic DCV accuracy is 0.1%. The Model 2035A gives you 32 measurement ranges and 6 functions. The Model 2037A has an additional temperature measurement function and comes complete with a sensor probe.

First in features. First in price.

Both models feature touch-and-hold capability with the optional probe — it's so convenient, you'll wonder why the expensive models don't have it yet! And two-terminal input for all measurement functions — this eliminates lead switching and makes your job easier.

Of course, auto zero, auto polarity and overload protection are standard. And you get 200 hour operation from a single 9V transistor battery. A low battery indicator warns you of the last 20% of battery life. And the big, sharp LCD readouts allow easy viewing in bright sunshine or low ambient light. Built-in calibration references let you calibrate the unit any time, any place.

You can buy Sabtronics multimeters assembled or in kit form with simple step-by-step instructions.

Why the low price?

We sell what we manufacture, directly to you.

Send in the coupon and order your new digital multimeters now. Credit card holders may call.

BRIEF SPECIFICATIONS
DC Volts: 100 μ V to 1000V, 5 ranges;
AC Volts: 100 μ V to 1000V, 5 ranges;
DC Current: 0.1 μ A to 2A, 5 ranges;
AC Current: 0.1 μ A to 2A, 5 ranges;
Hi-Ohms: 0.1 Ω to 20M Ω , 6 ranges;
Lo-Ohms: 0.1 Ω to 20M Ω , 6 ranges;
Temperature: -50°C to +150°C (-58°F to +302°F), 2 ranges (Model 2037A only); **Dimensions:** 3½" wide X 6¾" long X 1½" deep (89 X 171 X 36mm); **Weight:** 11 oz. (excl. battery); **Overload Protection:** 1000V DC or AC peak all voltage ranges, 250V DC or AC peak all Ohms ranges, 2A/250V fuse all current ranges.

Making Performance Affordable

sabtronics INTERNATIONAL INC. 

Sabtronics International, Inc., 5709 N. 50th Street, Tampa, FL 33610, (813) 623-2631

Please send me the following:

_____ Model 2035A Hand-held Multimeter kit(s) @ \$74.95 each	\$ _____
_____ Model 2035A Hand-held Multimeter(s), assembled @ \$99.95 each	\$ _____
_____ Model 2037A Hand-held Multimeter kit(s) @ \$99.95 each	\$ _____
_____ Model 2037A Hand-held Multimeter(s), assembled @ \$119.95 each	\$ _____
_____ THP-20 Touch-and-Hold Probe(s) @ \$19.95 each	\$ _____
Shipping and handling @ \$5.00 per instrument*	\$ _____
For delivery in Florida, add 4% Sales Tax	\$ _____
10% deposit for C.O.D. orders	\$ _____

I enclose check money order. (Allow 2 to 3 weeks for personal checks to clear.)

Charge: Visa Master Charge

Account No. _____ Exp. Date _____

Name _____

Address _____

City _____ State _____ ZIP _____

*Continental U.S. only. AK, HI, & PR \$6.00. Canada \$7.50; overseas air mail \$21.00.



ng and the Apple.

If you could talk to Orville Wright, he'd tell you the problems he faced as a turn-of-the-century engineer. You could tell him all about the technological solutions available to today's engineer and scientist... particularly a 20th century phenomenon that tests assumptions and defines models before a project gets off the ground. The Apple personal computer.

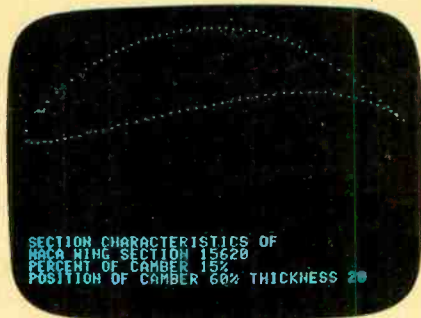
Computation, calculation, analysis...the power to pilot your projects.

With a highly-integrated system from the extensive Apple personal computer family, Orville and brother Wilbur would have increased their productivity. Perhaps even launched the Kitty Hawk Flyer well before 1903.

An Apple in their hangar would have freed them from the time and tedium of crunching numbers by hand.

An Apple in your lab or office will give you the problem-solving capabilities you demand from a big computer... without the time-consuming problems typical of remote processing.

But the Apple system solution doesn't stop there. It keeps on soaring with proven performance, power and expandability



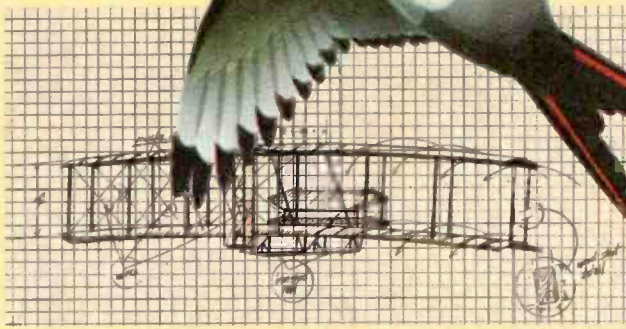
Apple's existing software library includes a program that plots the shape of an airfoil, given its parameters.

that's unparalleled for analyzing alternative paths of design and modeling a wide variety of physical processes.

Want more memory? Depending on your choice of system, Apple has memory expandable to 64K bytes or 128K bytes. Prefer wide displays? Choose 40 or 80 characters. Need to control instruments in the lab? Get on the IEEE 488 bus. Over

100 companies also supply peripherals for Apple because Apple is the most popular personal computer with the least complicated interface.

Want an efficient system of data storage and access? Apple's 5 1/4" disk drive not only offers you increased application versatility, but high density (143K bytes), high speed and low cost. You can even add up to four or more drives to your Apple system. With proven reliability, no wonder it's the most popular drive on the market today.



Wilbur determined that birds didn't have to constantly flap their wings to fly. With an Apple, he could've determined the fixed-wing design of the Kitty Hawk Flyer much faster

FORTRAN that helped to design a 20th century flying machine.

Fluent in the same language that helped to design the 747, Apple FORTRAN lets you tackle differential equations at the touch of a key. And since more the 170 companies also offer software for the Apple family, you can have one of the most impressive program libraries ever... including vast subroutine libraries for math, science, engineering and statistics. When you write

your own programs, the Apple also speaks in languages other than FORTRAN: Pascal, BASIC, PILOT and 6502 assembly language.

Where to learn more about Apple, the small-yet-serious solution.

Let your imagination soar with Apple.

Discover the 20th century tool versatile enough to monitor quality controls and manufacturing schedules, orchestrate tolerance tests and determine alternative

parts selection. Learn why Apple emerges as the technological leader of reliable personal computer products that increase your productivity.

Let the Apple dealer show you how, by putting the system of your choice through its paces. He'll tell you about our extended warranty, support and service. And he'll prove that a personal computer is not just a flight of fancy but a serious solution. Don't let history pass you by. Visit your nearest Apple dealer, or call 800-538-9696. In California, 800-662-9238.



CIRCLE NO. 6 ON FREE INFORMATION CARD



NOW CLEANING YOUR OWN DISKETTE HEADS COULD SAVE YOU A \$40 SERVICE CALL. AND A LOT MORE.

The recording heads on your diskette drives may be dirty—and that can cause you a lot of grief. There's the serviceman you have to call when the machine doesn't perform. (You know how much service calls cost these days!) There's machine down-time. Idle data entry clerks. All the other delays a cranky machine can cause.

And that service call might not even be necessary.

3M solves the problem in seconds—and leaves your heads "Computer Room Clean".

The Scotch® head-cleaning diskette kit lets you clean the read-write heads on your 8" or 5¼" diskette drives. In just 30 seconds, without any disassembly, mess or bother, the heads can be completely cleansed of dirt, dust, magnetic oxides—all the things that can get into your machines every day. And foul them up.

Just saturate the special white cleaning pad in its jacket with the cleaning solution. Then insert the jacket into the diskette drive and turn it on. Your machine does the rest. The



heads are microscopically cleaned without wear, without abrasion.

This 3M head-cleaning diskette kit has been evaluated and approved by major diskette drive manufacturers. It's the best possible way to clean your heads without service calls or machine teardowns.

At only \$1 per cleaning—it's the best insurance you can get.

This fast-cleaning new Scotch kit comes with everything you need (including special fluid, applicator tip, cleaning diskettes) to handle up to 30 cleanings. That's only about a dollar a cleaning.

With the Scotch head-cleaning diskette kit, you could save yourself a lot more than just a service call. So try this remarkable kit today. For the name of



A Scotch cleaning diskette shown before use, and after 15 cleanings of recording heads.



the dealer nearest you, call toll free: 800-328-1300.

(In Minnesota, call collect: 612-736-9625.) Ask for the Data Recording Products Division.

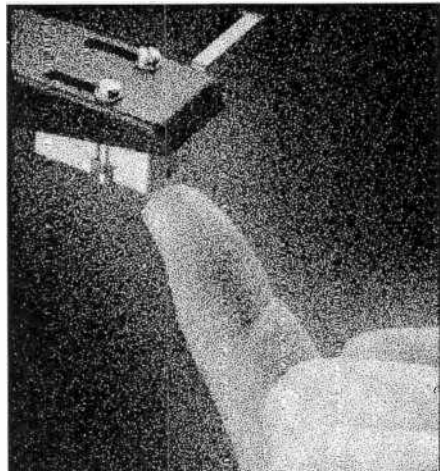
CIRCLE NO. 45 ON FREE INFORMATION CARD



3M

Popular Electronics®

WORLD'S LARGEST-SELLING ELECTRONICS MAGAZINE



Feature Articles

PHONOGRAPH PLAYBACK: IT'S BETTER THAN YOU THINK! / *Discwasher Research Staff* _____ 48
Advantages and disadvantages of the vinyl disc playback system.

BASICS OF COMPUTER DISK SYSTEMS / *Les Solomon* _____ 53
An introduction to the magnetic disk medium.

ELECTRONIC GAMES: SPACE-AGE LEISURE ACTIVITY / *Jerry and Eric Eimbinder* _____ 89
Part 2: Comparing electronic games.

Construction Articles

MICROPROCESSOR APPLICATIONS FOR THE 80'S, PART II / *George Meyerle* _____ 61
NOW YOU CAN BUILD MICROPROCESSOR PROJECTS USING AN INEXPENSIVE PRODUCT DEVELOPMENT SYSTEM!

INEXPENSIVE AUTO BATTERY TESTER / *Hank Olson* _____ 78
Simulates 200-ampere starter-motor load.

BUILD A SUPER MUSIC MAKER / *Tom Caudle* _____ 83
One chip gives user the option of many dozens of musical tunes.

PULSE AMPLITUDE REFERENCE / *Imre Gorgenyi* _____ 94

Equipment Reviews

SAE TWO MODEL R9 AM/FM STEREO RECEIVER _____ 21

PANASONIC PV-1400 VIDEO CASSETTE RECORDER _____ 30

Columns

COMPUTER BITS / *Carl Warren* _____ 38
Radio Shack Shows Surprises.

COMPUTER SOURCES / *Leslie Solomon* _____ 42

SOLID-STATE DEVELOPMENTS / *Forrest M. Mims* _____ 96
For Sale. Free Energy from the Sun.

HOBBY SCENE / *John J. McVeigh* _____ 102

EXPERIMENTER'S CORNER / *Forrest M. Mims* _____ 104
More On Shift Registers.

DX LISTENING / *Glenn Hauser* _____ 111
Business Programs.

PROJECT OF THE MONTH / *Forrest M. Mims* _____ 120
Programmable Countdown Timer.

Departments

EDITORIAL / *Hal Rodgers* _____ 4
The Great Software Ripoff.

LETTERS _____ 9

OUT OF TUNE _____ 9

NEW PRODUCTS _____ 10

AUDIOPHILE RECORDINGS / *Harold A. Rodgers* _____ 25

TIPS AND TECHNIQUES _____ 114

ELECTRONICS LIBRARY _____ 116

NEW LITERATURE _____ 118

OPERATION ASSIST _____ 119

ADVERTISERS INDEX _____ 137

PERSONAL ELECTRONICS NEWS _____ 138

Cover Photo: Don Carroll Copyright © 1980

COPYRIGHT © 1980 BY ZIFF-DAVIS PUBLISHING COMPANY. All rights reserved. Popular Electronics (ISSN 0032-4485) November 1980, Volume 18, Number 5. Published monthly by Ziff-Davis Publishing Co., at One Park Ave., New York, NY 10016. Philip B. Korsant, President; Selwyn Taubman, Treasurer; Bertram A. Abrams, Secretary. One year subscription rate for U.S. and Possessions, \$14.00; Canada, \$17.00; all other countries, \$19.00 (cash orders only, payable in U.S. currency). Controlled circulation Postage Paid at Salem, IL 62881. Authorized as second class mail by the Post Office Dept., Ottawa, Canada, and for payment of postage in cash. POPULAR ELECTRONICS including ELECTRONICS WORLD, Trade Mark Registered. Indexed in the Reader's Guide to Periodical Literature. Ziff-Davis also publishes Boating, Car and Driver, Cycle, Flying, Popular Photography, Skiing, Stereo Review, Electronic Experimenter's Handbook, and Tape Recording & Buying Guide. Forms 3579 and all Subscription Correspondence: POPULAR ELECTRONICS, Circulation Dept. P.O. Box 2774, Boulder, CO 80302. Please allow at least eight weeks for change of address, enclosing, if possible, an address label from a recent issue. Permissions. Material in this publication may not be reproduced in any form without permission. Requests for permission should be directed to Jerry Schneider, Rights and Permissions, Ziff-Davis Publishing Co., One Park Ave., New York, NY 10016.

SC-2 gives your cartridge more than The Finger!

The famous SC-1 stylus brush (standard of the record and hifi industries) now has a synergistic fluid called SC-2.

SC-2 Fluid enhances and speeds cleaning and yet protects diamond adhesives, cartridge mounting polymers and fine-metal cantilevers against the corrosive effects of many other "cleaners."

The Discwasher SC-2 System. Stylus care you can finger as clearly superior.



discwasher®
 PRODUCTS TO CARE FOR YOUR MUSIC

1407 N. Providence Rd.
 Columbia, Missouri 65201

CIRCLE NO. 21 ON FREE INFORMATION CARD



Editorial

The Great Software Ripoff

It is really amazing how many good, honest citizens who are kind to children and pets, help senior citizens across streets, and wouldn't think of keeping the extra nickel in change that the news-dealer gave by mistake are perfectly willing to steal software. After all, that's what it is when you make up ten cassettes of that new computer game for the guys in your club or when you and your brother-in-law chip in on a new album, one taking the disc and the other making a cassette copy. Not only are these practices fundamentally unethical, but they amount to taking potshots at the goose that lays the golden egg.

Naturally enough, anyone who invests capital in producing software of any description does so with the expectation of making a profit, and if the opportunity for that is taken away so is the motivation for creating the software in the first place. It was not too long ago

that owners of the rights to high-level languages were almost willing to bypass the hobby market completely, fearing that they could not adequately fend off unauthorized distribution of their products. A repeat of that situation does not seem likely, but many of the small independent suppliers may well bail out if they find themselves working as a public service.

Though sanctions against unauthorized copying by individuals exist, even the RIAA (Recording Industries Association of America), the watchdog for the music recording industry, admits that enforcement is virtually impossible. And while sophisticated producers of computer software are often able to protect against piracy by hiding secret identifiers in their code (record companies cannot do the equivalent), they are equally powerless against individuals.

The only real solution to this is that

people remember what is fair and act accordingly. Making a back-up copy (technically a violation of copyright) is one thing, but giving copies to all your friends is clearly another. If the problem remains serious, we may end up with a legislative solution (probably expensive) that no one will like. More important, the victims of software ripoffs are not faceless companies, but honest individuals who pay the price driven up by others who lack scruples. Another point to remember is that many software suppliers started as hobbyists, and you may someday be selling programs yourself.

Hal Rodgers

JOE MESICS
Publisher

ARTHUR P. SALSBERG
Editorial Director

HAROLD A. RODGERS
Executive Editor

LESLIE SOLOMON
Senior Technical Editor

JOHN R. RIGGS
Managing Editor

EDWARD I. BUXBAUM
Art Director

ALEXANDER W. BURAWA
Features Editor

JOHN J. McVEIGH
Technical Editor

ANDRE DUZANT
Technical Illustrator

CARMEN ROBLES
Production Editor

JEFF NEWMAN
Editorial Assistant

Contributing Editors
Carl Warren, Stan Prentiss
Glenn Hauser, Julian Hirsch, Forrest Mims

MARIE MAESTRI
Executive Assistant

OLIVIA WILSON
Promotion Coordinator

PEARL HARRINGTON
Assistant to the Publishing Director

SIDNEY HOLTZ
Publishing Director

Popular Electronics®

Editorial and Executive Offices
One Park Avenue
New York, New York 10016
212 725-3500

Publisher
Joe Mesics
212 725-3568

New York Office
Advertising Manager:
Richard Govatski (725-3939)

Eastern Advertising Manager
Bonnie B. Kaiser (725-3580)
Richard B. Eicher (725-3578)

Midwestern Office
Suite 1400, 180 N. Michigan Ave.,
Chicago, IL 60601 (312 346-2600)
Sales: Ted Welch

Western Representative
Norman S. Schindler & Associates, Inc.
7050 Owensmouth Ave., #209
Canoga Park, CA 91303 (213 999-1414)
Sales: Norm Schindler, Jon Marshall

Representation in Japan
James Yagi
Oji Palace Aoyama
6-25, Minami Aoyama, 6 Chome, Minato-Ku
Tokyo, Japan (407-1930/6821, 582-2851)

Ziff-Davis Publishing Company

Philip B. Korsant	President
Richard Friese	Senior Vice President
Phillip T. Heffernan	Senior Vice President
Sidney Holtz	Senior Vice President
Edward D. Muhlfield	Senior Vice President
Philip Sine	Senior Vice President
Albert S. Traina	Senior Vice President
Robert Bavier	Vice President
Paul Chook (Research)	Vice President
Baird Davis (Production)	Vice President
Edgar W. Hopper (Marketing)	Vice President
George Morrissey	Vice President
Selwyn Taubman	Treasurer
Bertram A. Abrams	Secretary

W. Bradford Briggs Vice Chairman

Ziff Corporation

William Ziff	Chairman
I. Martin Pompadur	President
Hershel B. Sarbin	Executive Vice President
Furman Hebb	Vice President
Bruce Maggin	Vice President
Lawrence Sporn	Vice President

Editorial correspondence: POPULAR ELECTRONICS, 1 Park Ave., New York, NY 10016. Editorial contributions must be accompanied by return postage and will be handled with reasonable care; however, publisher assumes no responsibility for return or safety of manuscripts, art work, or models submitted.

The publisher has no knowledge of any proprietary rights which will be violated by the making or using of any items disclosed in this issue.



Member Audit Bureau
of Circulations

POPULAR ELECTRONICS



BUZZ BOX

My wall timers were great for the first year. Then a strange thing happened.

*By Joseph Sugarman, President
JS&A Group, Inc.*

This advertisement is about a few wall timers I installed in my home. I expected them to automatically turn my lights on and off and make my home appear lived-in, even when I wasn't at home.

But I was in for a surprise. The timers started to buzz. Not loudly, at first, but still very noticeably. Then, after a few months, they started buzzing more loudly. And finally a few of them pooped out completely.

ABSOLUTELY SILENT

No wonder. The timers I bought were mechanical devices with a motor and moving parts that switched on and off every 24 hours. In time, the parts aged and buzzed as they wore out. Eventually, they went out completely. I called my light timers, "Buzz Boxes" and knew the electronic revolution was not far behind with a silent and more dependable unit that would do a lot more.

Last month Dynascan Corporation contacted me with a new wall timer which they called the "Night Sentry." This one was totally solid state, no moving parts and above all, absolutely silent. But there were a few pleasant surprises.

LIVING PATTERN PROGRAM

The Night Sentry is very easy to program. Just turn a dial to the time (an AM or PM indicator appears) and press a button which turns on the light. Set the time you want the light to go off and press the same button to turn the light off. Keep repeating this process and the Night Sentry will remember the entire program and repeat it for you in silent accuracy year after year after year.

You can also program it in its 'living-pattern' mode. Simply turn your lights on and off throughout a typical day as you normally do. After 24 hours the Night Sentry will remember the exact pattern and your timer will operate your lights just as you yourself did—all automatically.

LONGER BULB LIFE

If by chance you have a power failure, the Night Sentry will keep its memory for at least 5 minutes. Since most power failures are

momentary, you won't have to reprogram it. But if the power failure is longer than five minutes, when the power does come back on, your lights will remain in their off position.

The Night Sentry has a unique feature that in time could actually pay for the unit. Most bulbs burn out because the power surges each time a bulb is turned on. These power surges weaken a bulb. The Night Sentry has a built-in 'soft start' system that eliminates the surge and thus your bulb will last up to three times longer than its normal life. This is a very important feature for outdoor lighting where bulbs are often more difficult to change and seem to always go out in the dead of winter.

BATTLESHIP CONSTRUCTION

When Dynascan Corporation developed the Night Sentry, they decided to go overboard and produce a product that far exceeded standard specifications. For example, the Raytheon Triac used in the system was designed for 220-volt products—not just your



The Night Sentry is almost as small as a typical light switch so you could even install two of them in a double gang wall plate.

standard 110-volt wall switch. There are transient suppressors built to take a voltage surge of up to 2500 volts—in short the Night Sentry was built like a battleship.

Even if you've never installed a light switch in your life, you'd find it a snap to install the Night Sentry. Just turn off the power at your

fuse box, connect two wires by twisting them together and screw the Night Sentry into your old electrical box. Installation takes less than five minutes and you use the same wall plate you had on your switch before.

I have recently replaced all of the timers in my home. I even added a few in places like my bedroom so that all my lights turn on when it's time to get up. I don't need an alarm clock now. My outdoor and indoor lights are now silently and efficiently controlled, and my house looks lived in even when I'm away.

TRY ONE OUT

We urge you to order a Night Sentry for only \$24.95 plus \$2.50 for postage and handling (Illinois residents add 6% sales tax) or order two for \$47 plus \$3.00 postage and handling. Credit card buyers may call our toll-free number below. We'll send you a Night Sentry solid-state timer complete with easy-to-install instructions and a one-year limited warranty. There is also a three-way switch timer for \$5 extra per unit.


Then use the Night Sentry for a month. Program it. See how silently it operates and then order more for the other rooms in your house. If, however, you're not completely satisfied, return your unit within 30 days for a prompt and courteous refund, including your postage and handling.

I can personally recommend the Dynascan Night Sentry timers. I have them throughout my home and my friends have them too. They really add to our security and peace of mind and I urge you to at least order one at no obligation, today.



Dept. PE One JS&A Plaza
Northbrook, Ill. 60062 (312) 564-7000
Call TOLL-FREE 800 323-6400
In Illinois Call (312) 564-7000
© JS&A Group, Inc., 1980

The Age of Affordable Pers



In 1978 Ohio Scientific introduced a revolutionary new low cost computer — the Superboard II. This computer provides all important personal computer features on a single board at a cost of under \$300. The Superboard II received rave reviews by microcomputer experts such as:

"We can heartily recommend the Superboard II computer system for the beginner who wants to get into microcomputers with a minimum of cost. Moreover, this is a 'real' computer with full expandability."

POPULAR ELECTRONICS MARCH, 1979

"The Superboard II weighs in at \$279 and provides a remarkable amount of computing for this incredible price."

KILOBAUD MICROCOMPUTING FEBRUARY, 1979

"The Superboard II and its fully dressed companion the Challenger 1P series incorporate all the fundamental necessities of a personal computer at a very attractive price. With the expansion capabilities provided, this series becomes a very formidable competitor in the home computer area."

INTERFACE AGE APRIL, 1979

"The graphics available permit some really dramatic effects and are relatively simple to program . . . The fact that the system can be easily expanded to include a floppy means that while you are starting out with a low-cost minimal system, you don't have to throw it away when you are ready to go on to more complex computer functions. At \$279, Superboard II is a tough act to follow."

RADIO ELECTRONICS JUNE, 1979

"The Superboard is an excellent choice for the personal computer enthusiast on a budget."

BYTE MAY, 1979

Since the introduction of Superboard II, the cost of personal computers has actually gone up with new models by major manufacturers ranging from \$1000 to well over \$4000 due to the general cost of inflation and the increasing functionality included in these computers. Today Cleveland Consumer Computers is offering you the original Superboard II at its original price of just \$279. In today's economy this is by far the best buy

in personal computing ever!

The Superboard II can entertain your whole family with spectacular video games and cartoons, made possible by its ultra high resolution graphics and super fast BASIC. It can help you with your personal finances and budget planning, made possible by its decimal arithmetic ability and cassette data storage capabilities. It can assist you in school or industry as an ultra

powerful scientific calculator, made possible by its advanced scientific math functions and built-in "immediate" mode which allows complex problem solving without programming! This computer can actually entertain your children while it educates them in topics ranging from naming the Presidents of the United States to tutoring trigonometry — all possible by its fast extended BASIC, graphics and data storage ability.

The machine can be economically expanded to assist in your business, remotely control your home, communicate with other computers and perform many other tasks via the broadest line of expansion accessories in the microcomputer industry.

This machine is super easy to use because it communicates naturally in BASIC, an English-like programming language. So you can easily instruct it or program it to do whatever you want, but you don't have to. You don't because it comes with a complete software library on cassette including programs for each application stated above. Ohio Scientific also offers you hundreds of inexpensive programs on ready-to-run cassettes. Program it yourself or just enjoy it; the choice is yours.

The Superboard II comes fully assembled and tested. It requires +5V at 3 Amps and a video monitor or TV with RF converter to be up and running. \$279.00

Standard Features:

- Uses the ultra powerful 6502 Microprocessor.
- 8K Microsoft BASIC-in-ROM. Full feature BASIC runs faster than currently available personal computers and all 8080 based business computers.
- 4K static RAM on board expandable to 8K.
- Full 53-key keyboard with upper/lower case and user programmability.
- Kansas City standard audio cassette interface for high reliability.
- Full machine code monitor and I/O utilities in ROM.

Personal Computing is Still Here.



Mini-Floppy Disk Drive

Direct access video display has 1K of dedicated memory (besides 4K user memory), features upper case, lower case, graphics and gaming characters for an effective screen resolution of up to 256 x 256 points. Normal TV's with overscan display about 24 rows of 24 characters without overscan up to 30 x 30 characters.

Optional Extras:

- Available 610 expander board features up to 24K static RAM (additional), dual mini-floppy interface, and an OSI 48 line expansion interface.
- Assembler/Editor and Extended Machine Code monitor available.
- 630 I/O Expander. RGB color and NTSC composite color outputs with up to 16 colors, Dual 8-axis joystick interface, AC remote control interface which mates with AC-12P, home security interface which mates with the AC-17P, 16-line parallel I/O interface, 16-pin I/O bus interface which allows the connection of parallel I/O lines or high speed analog I/O module, or a PROM blaster or solderless interface prototyping board, programmable sound generator and program selectable modem and high speed printer ports, and more.

Freight Policies All orders of \$100 or more are shipped freight prepaid. Orders of less than \$100 please add \$4.00 to cover shipping costs. Ohio Residents add 5.5% Sales Tax.

Guaranteed Shipment Cleveland Consumer Computers & Components guarantees shipment of computer systems within 48 hours upon receipt of your order. **Our failure to ship within 48 hours entitles you to \$35 of software, FREE.**




Hours:
Call Monday thru Friday
8:00 AM to 5:00 PM E.D.T.


Software:

Ohio Scientific and independent suppliers offer hundreds of programs for the Superboard II, in cassette and mini-floppy form. Here is a sampling of popular Ohio Scientific programs for the Superboard II.

EDUCATIONAL PROGRAMS	SBI & CIP	Price
BASIC Tutor Series	SCE-336	\$35.00
Clock Tutor	SCE-353	6.50
Continents Quiz	SCE-332	6.50
Definite Integral	SCE-326	6.50
French Drill & Tutor	SCE-339	6.50
German Tutor & Drill	SCE-342	6.50
Hangman (8K)	SCE-324	9.00
Log Tutors 1-3	SCE-344	6.50
Math Blitz	SCE-329	6.50
Math Intro	SCE-319	6.50
Mathunk	SCE-337	9.00
Matrix Tutors 1-3	SCE-345	6.50
Metric Tutor & Quiz	SCE-335	6.50
Spanish Drill & Tutor	SCE-352	6.50
Spelling Quiz	SCE-333	6.50
Trig Tutor (8K) I & II	SCE-318	6.50
BUSINESS PROGRAMS		
Address Book	SCB-523	9.00
Advertisement Demc	SCB-520	6.50
Inventary Demo	SCB-518	6.50
Mailing List (8K)	SCB-524	6.50
Straight & Constant Depreciation	SCB-500	9.00
Time Calculator	SCB-525	9.00
PERSONAL PROGRAMS		
Biorhythm	SCP-716	9.00
Calorie Counter	SCP-708	6.50
Checking Account	SCP-719	9.00
Loan Finance	SCP-717	6.50
Personal Calendar	SCP-718	6.50
Savings Account	SCP-720	9.00
GAME PROGRAMS		
Baseball I	SCG-975	6.50
Black Jack	SCG-955	6.50
Civil War	SCG-977	6.50
Destroyer	SCG-951	6.50
High Noon	SCG-960	6.50
Hockey	SCG-979	6.50
Lander	SCG-925	6.50
New York Taxi	SCG-956	6.50
Poker	SCG-962	6.50
Racer	SCG-949	6.50
Space War	SCG-942	6.50
Star Trek	SCG-946	6.50
Star Wars	SCG-928	6.50
Tic-Tac-Toe	SCG-945	6.50
Tiger Tank	SCG-950	14.00



610 Board



Hardware:

Superboard II	as specified in the advertisement.	\$279
610 Board	For use with Superboard II and Challenger I.P, 8K static RAM expandable to 24K or 32K system total. Accepts up to two mini-floppy disk drives. Requires +5V @ 4.5 amps.	298
Mini-Floppy Disk Drive	Includes Ohio Scientific's PICO DOS software and connector cable. Compatible with 610 expander board. Requires +12V @ 1.5 amps and +5V @ 0.7 amps.	299
630 Board	As specified in the advertisement.	229
AC-3P	12" combination black and white TV/video monitor.	159
4KP	4K RAM chip set.	79
PS-005	5V 4.5 amp power supply for Superboard II.	35
PS-003	Mini-floppy power supply.	29
C1P Sams	C1P/Superboard II Manual.	8
OS-65D	V3.2 Disk Operating System with 9-digit extended BASIC, random access and sequential files.	49
CS-600	Metal case for Superboard II, 610 and 630 board and two power supplies.	49
CS-610	Metal case for single floppy disk drive and power supply.	49
AC-12P	Wireless AC remote control system. Includes control console, two lamp modules and two appliance modules for use with 630 board.	175
AC-17P	Home security system. Includes console, fire detector, window protection devices and door unit for use with 630 board.	249
C4P Sams	C4P Manual.	16
C3 Sams	Challenger III Manual.	40

To Order:

Or to get our free catalog **CALL 1-800-321-5805 TOLL FREE.** Charge your order to your **VISA** or **MASTER CHARGE ACCOUNT** Ohio Residents Call: (216) 464-8047. Or write, including your check or money order, to the address listed below.

CLEVELAND CONSUMER COMPUTERS & COMPONENTS
P.O. Box 46627
Cleveland, Ohio 44146

Order Form:

- Superboard II \$279. 630 Board \$229.
 610 Board \$298. AC-3P 12" B-W Monitor \$159.
 Mini-Floppy Disk Drive \$299. C1P Sams Manual \$8.
 (Attach separate sheet for other items.)

NAME: _____

ADDRESS: _____

CITY: _____ STATE: _____ ZIP: _____

Payment by: VISA: ___ MASTER CHARGE: ___ MONEY ORDER: ___

Credit Card Account # _____

Expires: _____ Interbank # (Master Charge) _____

TOTAL CHARGED OR ENCLOSED: \$ _____ (Ohio Residents add 5.5% Sales Tax)

All orders shipped insured UPS unless otherwise requested. FOB Cleveland, Ohio.

Video Review® knows a bright idea when it sees one.



Simulated TV picture. Simulated wood cabinet.

Video Review magazine tests a lot of sophisticated video products.

They get to see virtually every make and type of color TV receiver.

Which makes their selection of Magnavox as their standard TV receiver pretty impressive.

"We thought the Magnavox picture quality and resolution were superb."

"Ever since Video Review began testing products," says the magazine, "we've been looking for a top quality, 19-inch TV set that might serve as a standard of reference for all of the other products we test... video cameras, video cassette recorders, video cassettes.

"We thought the Magnavox picture quality and resolution were superb, and that off-the-air sensitivity was also extremely good.

"Major VHF channels were received with uniformly accurate color fidelity. This receiver produced superior color pictures

even when using its own indoor VHF and UHF antennas."

"The special tuning features and remote control capabilities of the Magnavox receiver are awesome."

"The tuning system is purely electronic and totally digital," they continue. "There is a fine tune switch and a memory lock button. If any channel is received mistuned, the user simply fine tunes up or down in frequency by holding the button, and when perfect tuning has been achieved, the button is released and the memory lock button is depressed once.

"Nearby is Magnavox's Videomatic feature. Depressing this button activates the electronic eye for automatic brightness adjustment, color adjustment circuits and automatic fine tune."

"...unusually good for any receiver."

Overall, Video Review rated the Magnavox 9.5 or better (out of a

possible 10.0) on Video Quality, Reception Sensitivity, Color Fidelity, and Video Resolution and Fidelity. As they put it, "...unusually good for any receiver."

We can only add that once you see a Magnavox color TV at your Magnavox dealer, we think you'll agree.

For Magnavox color TV specifications, write Magnavox Consumer Electronics Company, Dept. 700, P.O. Box 6950, Knoxville, Tennessee 37914.

© 1980 MAGNAVOX CONSUMER ELECTRONICS CO.

MAGNAVOX
MAGNAVOX
MAGNAVOX
MAGNAVOX

The brightest ideas in the world are here to play.



Letters

Noise Generators and Tinnitus

I have had several letters with regard to uses for noise generators such as those described in my *Experimenter's Corner* of March 1980. One of the more interesting came from a reader who suffers from tinnitus (the perception of sounds which are not actually present). He wondered if a noise generator would be effective in masking the tinnitus, which, in his case, is both a background noise and a pulsative noise synchronized with his heartbeat. He noted that he gets some relief by listening to the "pepper and salt" noise produced by a nonbroadcast TV channel via an earphone. He also stated that his background tinnitus is almost eliminated by the high-pitched sounds produced by crickets and other insects on a summer evening.

It is indeed possible that a noise generator could be used to partially alleviate tinnitus by simulating and masking the noise. If any reader has suggestions or wishes to correspond with the original letter writer regarding tinnitus or pulse-triggered masking circuits, please send them to me in care of POPULAR ELECTRONICS and I will forward them.—*Forrest M. Mims.*

Switch Identification

In "Experimenting with a Sound-Effects Generator" (May 1980), one side of switches S14 through S18 is labeled 0. Does this mean "logic 0"? If so, where is it supposed to be connected? To ground?—*Dale Hileman, Topanga, CA 90290.*

As identified in Table II, one side of each of these switches is connected to logic 0, which in this case is ground, logic 1 being +5 volts. The switch points can all be connected together and then to ground.—*Ed.*

Out of Tune

In "Build a LED Pendulum for Digital Clocks" (July 1980, p. 30), the connections between the 7400 and the 7442 should be reversed. That is, pin 1 of the 7400 should go to pin 11 of the 7442 and pin 5 of the 7400 to pin 1 of the 7442.

In the Project of the Month in August 1980, the output terminal of the 741 op amp should be labelled 6 instead of 1.

NOVEMBER 1980

The Investment Alternative



When you select Tandberg, you are investing in a product which is designed primarily to enhance and expand your permanent music library. As the time comes to make that addition to your music system, choose the Tandberg TCD 440A and see why its en-

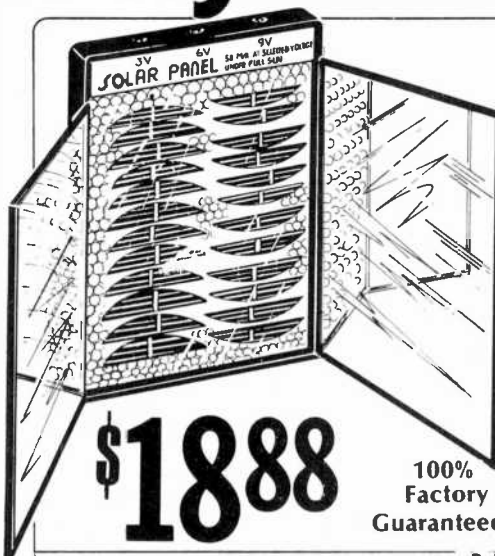
gineering and design excellence have made it the most highly acclaimed cassette deck in the world. Or for an investment alternative, choose the Tandberg TCD 420A with many of the same outstanding qualities.

TANDBERG
The European Alternative

©1980 Tandberg of America, Inc., Labriola Ct., Armonk, N.Y. 10504

CIRCLE NO. 75 ON FREE INFORMATION CARD

Poly Paks[®] INC. Quality Electronics For Less!



SELECTABLE VOLTAGE SOLAR PANEL UNIQUE!

- Snap-On Reflectors
- 1st Multiple Voltage Solar Power Supply!
- Excellent Battery Substitute 3, 6, or 9 VDC @ 50 mA!

Cat. No. 92CU6413

Attractive 4 1/4 x 5 1/2 x 1/2" black plastic case houses 24 crescent shaped silicon slivers, arranged under a plastic faceplate consisting of 100s of bubble magnifiers which enhance the light and insure optimum cell performance. In addition, two 4 x 5" reflector panels fit on either side of the case, (similar to a tanning mirror) thus providing maximum light collection and panel efficiency. Three miniature mm. jacks are top mounted and labeled 3V, 6V, and 9V. Just plug into the voltage you need! Delivers 50 mA @ all voltages, (under full sun). Excellent battery substitute in transistor radios, small motors & lamps, etc. Comes w/min plug with 18" insulated wire leads. . . . For Less! Wt: 5 oz.

100% Factory Guaranteed!

Send For Our FREE Catalog Today!

Featuring the Largest Selection and the Lowest Prices on a wide variety of quality electronic products, including: Computer Peripherals, Solar Devices, Speakers, Audio Equipment, and much much more! Take advantage of our 25 years as America's foremost supplier of discount electronics.


For Faster Service Order By Phone 1-617-245-3828



COMPLETE COUPON AND MAIL TO:
Poly Paks
P.O. BOX 942, PE 11 SOUTH LYNNFIELD, MA. 01940
Send me _____ Solar Panels @ \$18.88 ea.
Plus \$3 each for Postage & Handling

NAME _____
ADDRESS _____
CITY _____
STATE _____ ZIP _____
Enclosed is CHECK, MONEY ORDER
Charge my MASTERCARD VISA
ACCT. # _____ EXP. DATE _____
 Send me your FREE catalog


CIRCLE NO. 63 ON FREE INFORMATION CARD



New Products

Additional information on new products covered in this section is available from the manufacturers. Either circle the item's code number on the Free Information Card or write to the manufacturer at the address given.

Micro-Acoustics Phono Cartridge



Micro-Acoustics has announced a line of "System II" phono cartridges that it claims are the lightest weight, fastest-transient-response cartridges ever manufactured. The Model 3002 is the middle of the three-model line. It uses a direct-coupled microminiature transducer instead of magnet coils for improved transient response. Use of the electret transducer, a low-mass carbon-fiber housing, hair-thin beryllium cantilever, and an almost microscopic diamond stylus are responsible for the weight reduction. The ultra-low mass of the cartridge is said to aid in accurate tracking and reduced record wear. Specifications: frequency response, 5 to 20,000 Hz \pm 1.25 dB; tracking force, 0.7 to 1.4 g; transient ability (rise time), 5 μ s; channel separation, 30 dB at 1 kHz, 20 dB at 10

"Singing" DMM

The MX333 Digital Multimeter from Hickok Electrical Instrument Co., features 3 1/2-digit LCD display, auto zero, polarity, and decimal point. It measures dc and ac voltage from 200 mV to 1 kV in five ranges with 10 megohms input resistance. Resistance is measured in seven ranges from 20 ohms to 20 megohms with overload protection to 500 volts dc. The test voltage is 0.25 volt maximum full scale and 3.2 volts open circuit. Current, ac and dc, is measured from 2 mA to 10 A in five ranges, and a diode test function is provided. The MX333 contains VARI-PITCH, an audible tone with frequency proportional to the meter indication, and LOGI-TRAK, which combines the features of a logic probe and voltmeter and is




said to catch pulses as short as 5 ns. Any standard 10:1 high-frequency scope probe can be connected to the MX333. \$235.

CIRCLE NO. 88 ON FREE INFORMATION CARD

kHz; cable capacitance/phono input load resistance (not critical), 25 to 100 pF/5 to 100 k Ω ; cartridge weight, 2.5 to 4 g. \$150.

CIRCLE NO. 87 ON FREE INFORMATION CARD

Technics "Class-A" Stereo Receiver



The Model SA-616 stereo receiver from Technics features a power amplifier, said to eliminate switching distortion, and rated to deliver 80 watts/channel into 8 ohms from 20 to 20,000 Hz with no more than 0.005% THD. It uses a quartz synthesizer tuner,

with digital display of station frequency. Manual tuning is accomplished by pressing the up/down scanning bar, providing 200-kHz steps on FM and 10-kHz steps on AM. Furthermore, 16 stations (8 each AM and FM) can be preset for instant recall at the touch of a button. Other features: two-waytapedubbing; $\frac{1}{2}$ /mi-range boost/cut switches; LED power display; and protection/safety indicators.


CIRCLE NO. 89 ON FREE INFORMATION CARD

Indoor Scanner Antenna

Antenna Incorporated's Persuader is designed for scanner monitoring of the public service bands between 25 and 900 MHz. It is meant to be hidden behind curtains or drapes and is said to outperform the short, stock telescopic antennas provided with most scanning monitors. It consists of a seven-foot wire antenna element that is to be attached vertically to an interior wall, a small adhesive-backed box to be mounted on the baseboard, a two-foot length of wire for attachment to a ground, and a ten-foot length of signal cable terminated with a pin plug for insertion into the scanning monitor's antenna receptacle. \$11.95.


CIRCLE NO. 91 ON FREE INFORMATION CARD

FET Power Amplifier



Optonica's Model SX-9305 power amplifier is rated to deliver 100 watts minimum power per channel into 8 ohms from 20 to 20,000 Hz with no

Disk Drive for HP-85 Computer



The HP 82900 Series disk drive from Hewlett-Packard reads double-sided, double-density 5 1/4" diskettes and can be configured to provide from 270K bytes to 1.08M bytes of storage for the HP-85 Personal Computer. With its interface, the HP-85 Mass Storage ROM (\$145), plugged into the HP-

85, the disk system is ready at power turn-on. The ROM also includes 30 additional BASIC commands, as well as a TRANSLATE command to automatically upgrade tape-based programs for the disk. It provides the ability to store and retrieve graphics, data forms and labelled charts; automatic default to disk; and volume labeling that allows the user to refer to disks by name and write programs independent of drive addresses. The HP 82901M dual master drive having 540K bytes storage costs \$2500, the HP 82901S dual add-on drive for 1.08M bytes \$2200, the HP 82902M single drive (270K bytes) \$1500, and the HP 82902S single add-on drive (total 540K bytes) \$1300.

CIRCLE NO. 86 ON FREE INFORMATION CARD



©MMI 1980

UNDISCLOSED SOURCE

Now, the closely held secret behind many of today's quartz timepieces is revealed.

Most major companies would rather have these facts remain secret, but one little-known company decided to show its genius to the world.

To effectively compete in world markets and when lacking in necessary technology, many major companies have turned to smaller more dynamic companies to build their products. Sometimes the product is built to the specs of the major company. But more often than not, the only unique parts are a label and different owner's manual. This practice is quite prevalent in the digital watch industry.

One company that has been the real source behind products introduced in the U.S. by companies like Mattel, Timex and Texas Instruments, is Olympos Electronic Co., also known as Otron.

Olympos Electronic now wants the world to know its name and genius. We feel lucky to be selected to bring this story to you.

Olympos Electronic Co. is now introducing products into this country under its own trade name—Otron. We are introducing one of the first Otron products into the U.S.

12 or 24 HOUR DUAL TIME, DUAL ALARM CHRONOGRAPH

The first product we selected is the Alarm Chrono X watch. It may be the most advanced Quartz timepiece in the world today for under \$200.

We know of no other watch that combines these unique features and design. It has both a 2nd time zone capability and a 2nd separate alarm. It comes in either 12 or 24 hour version. These features are just the beginning. Compare this watch feature-for-feature against any other in the world. We believe you will be convinced that there is not a better watch dollar-for-dollar anywhere.

TESTED TO 100 FEET OF WATER

Three years ago, there were no digital water resistant alarm watches. Today they exist in some more advanced models, but cost \$100, \$200 or more. Our Alarm Chrono X is submersible to 100 feet of water. Its unique alarm emits sound right thru the stainless steel case. The O-ring construction and rock hard mineral glass lens provide a lock tight seal against water to 100 feet—it's guaranteed.

THINNESS AND BOLD MASCULINE DESIGN

The Alarm Chrono X is a combination of bold masculine design and just the right degree of thinness. No sacrifice in function or masculinity, the Chrono X measures 8.9 mm from the top of its mineral glass lens to the back of its stainless steel case. That's 1.6 mm thinner than the popular Seiko Alarm Chronograph, 2.1 mm thinner than the Citizen and 3.1 mm thinner than Texas Instruments. Yet Alarm Chrono X has the same bold design of each. The Seiko sells for \$250; the Citizen for \$200; and the T.I. for \$125. . .What does Otron know that these other companies don't?

UNSURPASSED QUALITY AND ACCURACY FOR UNDER \$70

Stainless steel case, and finely woven mesh bracelet, mineral glass lens, water resistant to 100 feet and quartz accuracy to ± 5 seconds per month. That's quality and accuracy found only in watches costing \$200 or more. The Alarm Chrono X sells for \$69.95 in stainless steel case and \$79.95 in gold with 3 microns of real gold over stainless. Compare features and price for yourself before you call to order.

ORDER TOLL FREE AT NO-RISK

The Alarm Chrono X is offered with a 15 day no-risk trial period. If during 15 days, you find the Alarm Chrono X not to your liking return it for a prompt refund of your purchase price.

In the unlikely event that anything should go wrong after the trial period, your Alarm Chrono X is backed by a full year warranty thru Otron's Service by mail repair facility in this country.

To order your Alarm Chrono X fill out the order form below and send it with check or money order to us. For faster service, credit card customers call Toll Free 1-800-527-7066. Don't wait — order today to insure getting a watch of this quality, with these functions, at this price.

MEDIA MARKETING

10155 Plano Road • Dallas, TX 75238

Please send me the following Alarm Chrono X watch(es) with a 15 day no-risk return privilege at \$69.95 each, plus \$2.50 delivery. Texas residents add 5% sales tax.

Stainless Steel Gold \$79.95
 12 Hour time 24 Hour time

Name _____

Address _____

City _____

State _____ Zip _____

Check or M.O. enclosed

For even faster service, charge to:

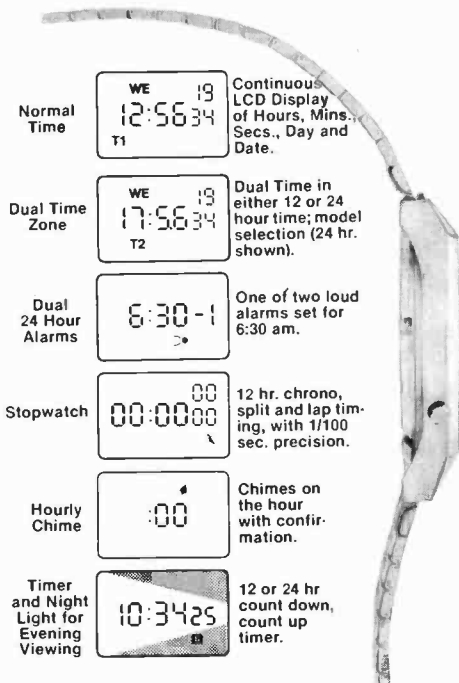
MC/Visa Expires _____

Account # _____

Signature _____

Order Toll Free 1-800-527-7066.

In Texas call COLLECT: 214-349-3120. PE-110




more than 0.01% THD. It uses FET circuitry and direct coupling throughout. The power supply employs a toroidal transformer, and a gas/liquid heat-radiation system cools the output stage. The package includes a 10-band audio spectrum analyzer (switchable to display left or right channel) and LED power indicators, as well as a detented volume control and speaker selector switch (A, B, or A + B). \$850.

CIRCLE NO. 92 ON FREE INFORMATION CARD

EPROM Eraser

Operating at 2537 Angstroms with a power of 1.5 watts, the QUV-T8 UV EPROM Eraser can be used with 2704, 2708, 2716, 2532, 2564, and similar ultraviolet erasable EPROMs. Claimed erase time is 25 minutes at a distance 1 inch from the ultraviolet source. The ultraviolet lamp requires 8 watts and has a rated 7700-hour operating life. \$34.95. Address: Logical Devices, Inc., 1525 N. E. 26th St., Ft. Lauderdale, FL 33305.

ID System for Wrapped-Wire Sockets



OK Machine and Tool Corp. is now offering the "Socket-Wrap I.D.," an identification system designed for use with wrapped-wire IC sockets. This system comprises a number of socket-

size plastic panels with numbered holes punched at the appropriate hole locations. A panel is simply slipped onto the protruding pins of the socket to be identified, after the socket has been mounted on the perforated circuit board but before any wrapped-wire connections have been made. The user can write the socket location, its IC type number, function, or similar data on the plastic panel with a felt-tipped marking pen. Benefits of the Socket-Wrap I.D. system include simplified assembly of a wrapped-wire project and easier troubleshooting and repair should they be required.

CIRCLE NO. 93 ON FREE INFORMATION CARD

JBL Compact Speaker System



A new three-way ported speaker system from James B. Lansing, Model L112, is designed in mirror-image pairs for more accurate stereo. The system features a new 1" dome-radiator tweeter, 5" midrange driver, and 12" woofer, plus a "High Resolution" dividing network. Tweeter and midrange level controls are located on the front panel, behind the grille cloth. The enclosure is constructed of dense compressed-wood panels faced with American black walnut veneer. The L112 can be driven by as little as 10 watts of power, and handles up to 300 watts continuous power. Size is 24 1/2" H X 14 1/4" W X 13" D.

CIRCLE NO. 94 ON FREE INFORMATION CARD

Kenwood 2-Meter FM Transceiver



Trio-Kenwood Communications' new Model TR-7800 FM transceiver covers the 2-meter amateur band as well as adjacent CAP and MARS frequencies (143.900-148.995 MHz). The microprocessor-controlled transceiver can be tuned to a desired frequency by means of either a keypad or a rotary tuning control. Fifteen programmable memory locations accept frequency and offset instructions. One of them accepts transmit and receive frequencies independently for access to repeaters with nonstandard splits, while another is for a "priority" channel. (An audible alert is generated upon receipt of a signal on the priority channel if this function is activated, and the push of a switch tunes the rig

to that channel.) Information is retained in the memories after removal of power if four AA NiCd batteries are installed. The front-panel keypad also controls an internal tone encoder for autopatch use, and is used to select transmit offsets, to program the memories, and to control the rig's scanning function. The latter can scan all 15 memory channels and the entire band in 5- or 10-kHz steps. Two buttons (UP and DOWN on the microphone's case) permit manual scanning of the band. Two seven-segment LED readouts display the memory channel selected and the receive frequency. A LED bargraph displays received signal strength and transmitter r-f output. Rated sensitivity is 0.5 μ V for 30 dB (S+N)/N; selectivity -60 dB at \pm 12 kHz; and r-f output power into 50 ohms is 25 watts or 5 watts (switchable). Current demand is 6 amperes max. at 13.8 volts. The rig weighs 4.6 lb and measures 8 1/16" D X 6 7/8" W X 2 1/2" H. \$399.95.

CIRCLE NO. 95 ON FREE INFORMATION CARD

TRS-80 Cassettes Load at Disk Speed

Personal Micro Computers Inc., announces a Fastload Cassette Interface said to input data to a TRS-80 Model I, Level II computer at 8000 baud (16



times normal speed) using a modified CTR-41 recorder. Any cassette saved at normal (500 baud) speed can now be loaded at high speed. Fastload is also capable of high-speed search for BASIC programs by a single character designation, or system programs having a name up to six characters in length. High-speed recording is not provided. The system contains a keyboard debounce program having automatic repeat and provides a sound output for each keystroke. Instructions for the CTR-41 modification are provided. \$188. Modified CTR-41 recorder is \$95.

CIRCLE NO. 96 ON FREE INFORMATION CARD

(Continued on page 15)

The first personal computer for under \$200.

The Sinclair ZX80.
A complete computer—
only \$199.95 plus \$5.00 shipping.

Now, for just \$199.95, you can get a complete, powerful, full-function computer, matching or surpassing other personal computers costing several times more.

It's the Sinclair ZX80, the computer that independent tests prove is faster than all previous personal computers. The computer that "Personal Computer World" gave 5 stars for 'excellent value.'

The ZX80 cuts away computer jargon and mystique. It takes you straight into BASIC, the most common, easy-to-use computer language.

You simply take it out of the box, connect it to your TV, and turn it on. And if you want, you can use an ordinary cassette recorder to store programs. With the manual in your hand, you'll be running programs in an hour. Within a week, you'll be writing complex programs with confidence. All for under \$200.

Sophisticated design makes the ZX80 easy to learn, easy to use.

We've packed the conventional computer onto fewer, more powerful LSI chips—including the Z80A microprocessor, the faster version of the famous Z80. This makes the ZX80 the world's first truly portable computer (6½" x 8½" x 1½" and a mere 12 oz.). The ZX80 also features a touch sensitive, wipe-clean keyboard and a 32-character by 24-line display.

Yet, with all this power, the ZX80 is easy to use, even for beginners.



Your course in computing.

The ZX80 comes complete with its own 128-page guide to computing. The manual is perfect for both novice and expert. For every chapter of theory, there's a chapter of practice. So you learn by doing—not just by reading. It makes learning easy, exciting and enjoyable.

The ZX80's advanced design features.

Sinclair's 4K integer BASIC has performance features you'd expect only on much larger and more expensive computers. These include:

- Unique 'one touch' entry. Key words (RUN, PRINT, LIST, etc.) have their own single-key entry and are stored as a single character to reduce typing and save memory space.
- Automatic error detection. A cursor identifies errors immediately to prevent



entering programs with faults.

- Powerful text editing facilities.
- Also programmable in machine code.
- Excellent string handling capability—up to 26 string variables of any length.
- Graphics, with 22 standard symbols.
- Built-in random number generator for games and simulations.

Sinclair's BASIC places no arbitrary restrictions on you—with many other flexible features, such as variable names of any length.

And the computer that can do so much for you now will do even more in the future. Options will include expansion of 1K user memory to 16K, a plug-in 8K floating-point BASIC chip, applications software, and other peripherals.

Order your ZX80 now!

The ZX80 is available only by mail from Sinclair, a leading manufacturer of consumer electronics worldwide. We've already sold tens of thousands of units in Europe, so demand will be great.

To order by mail, use the coupon below. But for fastest delivery, order by phone and charge to your Master Charge or VISA. The ZX80 is backed by a 30-day money-back guarantee, a 90-day limited warranty with a national service-by-mail facility, and extended service contracts are available for a minimal charge.

Price includes TV and cassette connectors, AC adaptor, and 128-page manual.

All you need to use your ZX80 is a standard TV (color or black and white). The ZX80 comes complete with connectors that easily hook up to the antenna terminals of your TV. Also included is a connector for a portable cassette recorder, if you choose to store programs. (You use an ordinary blank cassette.)



The ZX80 is a family learning aid. Children 10 and above will quickly understand the principles of computing—and have fun learning.

Phone orders only: (203) 265-9171. We'll refund the cost of your call.

Information: General and technical—(617) 367-1988, 367-1909, 367-1898, 367-2555. Phones open Monday-Friday from 8 AM to 8 PM EST.

sinclair

Sinclair Research Ltd., 475 Main St.,
P.O. Box 3027, Wallingford, CT 06492.

To: Sinclair Research Ltd., 475 Main St., P.O. Box 3027, Wallingford, CT 06492.

Please send me _____ ZX80 personal computer(s) at \$199.95* each (US dollars), plus \$5 shipping. (Your ZX80 may be tax deductible.)

I enclose a check/money order payable to Sinclair Research Ltd. for \$ _____.

Name _____

Address _____

City _____ State _____ Zip _____

Occupation: _____ Age: _____

Intended use of ZX80: _____

Have you ever used a computer? Yes No.

Do you own another personal computer? Yes No. *For Conn. deliveries, add sales tax.

PE-11-0

HEAR WHAT YOU'VE BEEN MISSING!

*Listen with an 801 Omnisonic Imager,[™]
a quantum leap forward in sound reproduction!*

OMNISONIC IMAGERY[™] IS HERE!

Our innovative state-of-the-art electronics restore the acoustical time-field characteristics and angular sonic positioning of the original recorded signal. The 801 analyzes the input signal and determines relative positions of instruments and vocals on the original source. They are then placed about the listening space creating the physiological sensation of three-dimensional sound - what we call omnisonic imagery[™] - using only two speakers!^{*} Sound appears to come from many sources within the listening space. A common reaction is to look about for other speakers. *And you don't have to sit rigidly fixed at a focal point between the speakers to enjoy the 801!*

^{*}2 or more speakers!

LIFETIME WARRANTY!

You get a lifetime warranty on the active circuitry and one year on all other components (case and line cord excluded) provided your 801 is used as specified.

SUGGESTED LIST: ONLY \$179.95

Now that you've read all about our 801 Omnisonic Imager[™], don't you think it's time to hear one? If we have stimulated your interest in seeking the finest sound reproduction in the purest sense, please ask your dealer for a live demonstration. If you have any questions, or need to know the name of the dealer nearest you, call or write to:

OMNISONIX, LTD.

P.O. Box 430
Northford CT U.S.A. 06472
(203) 239-6213

Omnisonic Imager[™], Omnisonic Imagery[™], Omnisonic Dimensional Sound[™], and HBX[™] are trademarks of Omnisonix, Ltd. All rights reserved.

© 1980 OMNISONIX, LTD.


NEW DIMENSIONS IN STEREO AND MONO!

Stereo with an 801 Omnisonic Imager[™] creates a vivid feeling of "being there". Depending upon the source, the system, and the listener, sound appears to surround you, emanating from well beyond the speakers, above and below, near and far. The music is so alive it envelops you. It is the sound of the future!

From mono, the 801 creates omnisonic dimensional sound.[™] You can input an AM or TV source (from the earphone jack on your set) via the 801 and into your stereo system. The result is a "live" sound with depth and clarity, as well as separation. Television sound is vastly improved with the 801!

RETROFITS TO MOST STEREO SYSTEMS!

Any system with an internal tape loop can connect to the 801. Component systems can insert the 801 between pre-amp, other accessories, and the amplifier. There's a built-in tape monitor button on the 801, so you don't lose your existing tape monitor facility. The 801 works on any stereo or mono source - FM, tapes, records, AM, TV. You can record selections via the 801 and replay them on conventional home-use stereo equipment.



**DON'T MISS:
Highway HiFi Imagery
With The
801-A Auto Unit
Coming Soon!**

Low-Cost AM/FM-Stereo PLL Tuner



JVC's newly announced Model T-X3 is a low-cost stereo FM/AM tuner that features phase-locked-loop (PLL) tuning, phase tracking loop (PTL) FM-detector circuitry, and quieting slope control. The PTL system increases selectivity with wide bandpass response, while the quieting slope control automatically corrects weak FM signals by compensating the amount of left-with-right high-frequency mixing. The tuner's 50-dB quieting sensitivity on FM stereo is 31 dBf (quieting on auto), 36.8 dBf (quieting off). Other specifications: stereo separation, 50 dB at 1 kHz; 0.15% stereo distortion at 100 Hz and 1 kHz; S/N, 78 dB stereo; frequency response, 30 to 15,000 Hz + 0.3/-2 dB; capture ratio, 1.0 dB. Size is 3 1/2" H x 18 1/16" W x 14 3/16" D. \$219.95.

CIRCLE NO. 97 ON FREE INFORMATION CARD

Crown Pressure-Zone Microphone

Crown International's Model PZM-30GP pressure-zone microphone is said to employ a newly developed system of sound pickup, using the pressure zone that arises at an acoustic boundary to suppress frequency-response anomalies and other problems of conventional designs. The electret active element is positioned on a 5" x 6" flat plate so that it faces the acoustic boundary and lies within the pressure zone. Pickup pattern is hemispheric and a cardioid pattern can be produced by placing a foam template behind the transducer. An external buffer circuit/power supply is required. Specifications: frequency response, 50 to 15,000 Hz; impedance, 150 ohms balanced; THD, less than 3% at 150 dB SPL; S/N, less than 26 dB SPL equivalent acoustic input; sensitivity, 76 dB open-circuit voltage where 0 dB = 1 volt/microbar. \$349.00.

CIRCLE NO. 98 ON FREE INFORMATION CARD


Spool Solder Dispenser

The Model SM-1 "Solder-Mate" from Electronic Products Equipment Corp. is a new dispenser designed to accommodate 1-lb spools of wire solder. The solder spool mounts in the dispenser's slots with the aid of a plastic spindle. \$7.50. Address: Electronic Products Equipment Corp., P.O. Box 5238, Manchester, NH 03108.

Rotatable Antenna Digital Readout

The DX-3 kit takes ham or CB antenna rotor control position and converts it to a digital signal for display on a 3-digit, 7-segment LED readout. Claimed antenna azimuth aiming accuracy is one degree. The kit uses a three-wire interconnect and is adaptable to most rotor systems. \$39.95. Address: Monitor, Box 55, Agincourt, Ont., Canada M1S 3B4.

Logic Timing Recorder



The Logic Timing Recorder from AP Products Inc., is a timesaving device for charting logic timing. The Recorder is fabricated from ABS plastic and measures 11 3/4" by 8 1/4" and is 1/4" thick. It consists of 320 slides arranged in eight horizontal rows. Moving vertically between two click-stop positions, the slides represent the two logic levels in a circuit. After the slides have been placed in the position that represents the logic state of the circuit, the board is placed in a conventional copying machine to make a record for filing. After copying, the Recorder can be re-used for other digital circuits whose waveforms must be retained for future reference. Blank spaces are provided for notes, dates, model and drawing numbers, customer and product names, and space for designers initials. \$44.95.

CIRCLE NO. 99 ON FREE INFORMATION CARD

Low-Range Ohmmeter

The Model RX-2 LOHMETER (low-ohmmeter) from Alpha Components Corp., is designed to work in conjunction with a conventional analog or digital voltmeter to make resistance measurements from 0.001 ohm to 100 ohms, in three ranges. The device uses the four-terminal principle to compensate for test-lead resistance. It is powered from the 117-volt ac line but is available in a 240-volt version. A pair of LEDs, coordinated with the range selector switch indicates the range. \$39.95. Address: Alpha Components Corp., 115 Eucalyptus Dr., Box 306, El Segundo, CA 90245.

**...THEY HEARD
WHAT THEY'VE
BEEN MISSING!
AND HERE'S
WHAT THEY
SAID:**

"... there isn't anything I've heard that improves the sound quality as much as the 801 does. Especially for such an economical cost."
J. Hagen, Milwaukee, WI

"The 801 makes you feel like you are right in the studio or concert hall. The music totally surrounds you... An audiophile's dream come true, SUPER FANTASTIC!!!"
J. Capsalis, Newport News, VA

"I have almost \$6,000 in my stereo. I have time delay, reverb amp, equalizer, dynamic range expander, etc. I have never been more surprised or impressed by any piece of equipment than I was by your 801 Omnisonic Imager! Right On!"
B. Nolan, Massillon, Ohio

"When I first turned on the switch I felt a resurgence of spirit—uplifting. The quality of sound—especially in separation and clarity—was greatly improved. When I had my eyes shut I felt surrounded by music in space—very enjoyable feeling."
L. Jensen, Tampa, FL

"I must say before anything else that it's the greatest piece of equipment I own! Every advertising claim made was true, which is quite unbelievable, until you hear the Imager in operation. I will never turn it off."
C. Zilavy, Vineland, NJ

"On the basis of subjective experience, I can attest that the Omnisonic product works quite well. It seems to remove virtual sound sources from the plane of the loudspeakers and distribute them at various positions in the listening space, adding a sense of front-to-back dimension at the same time. At times, some sounds appear to come from in back of the listener, which is a startling effect, given that sound is being radiated only from the front. Another effect the device produces is a greatly increased sense of ambience or 'spaciousness.'"

Harold A. Rodgers
Executive Editor
POPULAR ELECTRONICS
July 1980

What better Holiday gift for yourself or your friend(s) than the 801 OMNISONIX IMAGER! Call or write today! (See opposite page.)

© 1980 OMNISONIX, LTD.

Now NRI takes you inside the world's most popular microcomputer to train you at home as the new breed of computer specialist!

NRI teams up with Radio Shack to
teach you how to use, program
and service microcomputers...
make you the complete technician.




It's no longer enough to be just a programmer or a technician. With microcomputers moving into the fabric of our lives (over 200,000 of the TRS-80™ alone have been sold), interdisciplinary skills are demanded. And NRI can prepare you with the first course of its kind, covering the complete world of the microcomputer.

Learn At Home in Your Spare Time

With NRI training, the programmer gains practical knowledge of hardware, enabling him to design simpler, more effective programs. And, with advanced programming skills, the technician can test and debug systems quickly and easily.

Only NRI gives you both kinds of training with the convenience



of home study. No classroom pressures, no night school, no gasoline wasted. You learn at your convenience, at your own pace. Yet you're always backed by the NRI staff and



Training includes TRS-80 computer, transistorized volt-ohm meter, digital frequency counter, and the NRI Discovery Lab with hundreds of tests and experiments.

your instructor, answering questions, giving you guidance, and helping you over the tough spots.

Explore the TRS-80 Inside and Out

NRI training is hands-on training, with practical experiments and demonstrations as the very foundation of your knowledge. You don't just program your computer, you go inside it... introduce and correct faults... watch how circuits interact... interface with other systems... gain a real insight into its nature.

You also build essential test instruments like a transistorized volt-ohm meter and CMOS digital frequency counter. You work with the exclusive NRI Discovery Lab, performing over 60 separate

experiments in all. You learn how your trouble-shooting tools work, and gain greater understanding of the information they give you. Both microcomputer and equipment come as part of your training for you to use and keep.

Send for Free Catalog...No Salesman Will Call

Get all the details on this exciting course in NRI's free, 100-page catalog. It shows all equipment, lesson outlines, and facts on other electronics courses such as Complete Communications with CB, TV and Audio Servicing, Digital Electronics,



eleven different interest areas in all.

Send today, no salesman will ever bother you. Keep up with the latest technology as you learn on the world's most popular computer. If postcard has been used, write to NRI Schools, 3939 Wisconsin Ave., Washington, D.C. 20016.



NRI Schools
McGraw-Hill Continuing
Education Center
3939 Wisconsin Ave.
Washington, D.C. 20016

(TRS-80 is a trademark of the Radio Shack division of Tandy Corp.)

The computer that grows as you grow.



As your computer skills grow, so does your Heath H8 System. New accessories and software are coming along all the time to make your system do more.

Special bus design gives you seven plug-in board positions so you can configure any combination of memory, I/O's and accessories. You can interchange boards. Add accessories. Build exactly the system you want.

A wide selection of software makes your life more fun and more efficient. Hundreds of programs for business, home and family are available from Heath User's Group. Also two BASIC languages, Microsoft™ and Fortran™. And more programs are being developed all the time.

If you haven't seen the latest Heathkit catalog, you haven't seen the latest in computer fun. There's a new Music Synthesizer Board, new Speech Lab, new Color

Graphics Board and new Color Monitor. And coming soon, a new three-drive disk system. For an exciting computer hobby, there's no more exciting computer than the Heath H8 - available fully assembled or in money-saving kit.

For complete details and prices on the H8 and the complete line of Heath printers, terminals and accessories, write today for the new, *free* Heathkit Catalog, or pick one up at your nearby Heathkit Electronics Center.

CIRCLE NO. 34 ON FREE INFORMATION CARD

Heath®

Send for
**FREE
CATALOG**

Write to Heath Company, Dept. 010-714, Benton Harbor, MI 49022

Visit your Heathkit Store

In the U.S. and Canada visit your nearby Heathkit Electronic Center* where Heathkit products are displayed, sold and serviced. See the white pages of your phone book for the location nearest you.

*Units of Veritechnology Electronics Corporation in the U.S.



CP-188



Complete support, so you're never left out in the cold.

Audio Product of the Month

CHOSEN BY THE EDITORS OF POPULAR ELECTRONICS



SAE TWO Model R9

AM/FM Stereo Receiver

Features quartz-lock digitally synthesized tuning and 90 watts/channel into 8-ohm loads

THE SAE Model R9 is a deluxe AM/FM stereo receiver featuring digitally synthesized tuning and an exceptionally competent power amplifier section rated at 90 watts per channel into 8- Ω loads with no more than 0.05% total harmonic distortion. Like the other SAE TWO components, the R9 is finished in black, accented by walnut-grain wooden side panels. Accessory handles and mounting adapters are available for mounting the receiver in a standard 19-inch EIA rack. SAE TWO audio components are manufactured in Japan to SAE's design specifications. Suggested retail price is \$800.

General Description. The "dial window" of the front panel is quite different from the usual receiver tuning display. Frequency is shown by four large (1/2") blue digits, flanked by the indicators "FM" and "MHz," or "AM" and "kHz," according to the selected band. Only the "odd" FM channels (88.1, 88.3, etc. MHz) can

be tuned; AM tuning increments in 1 kHz steps.

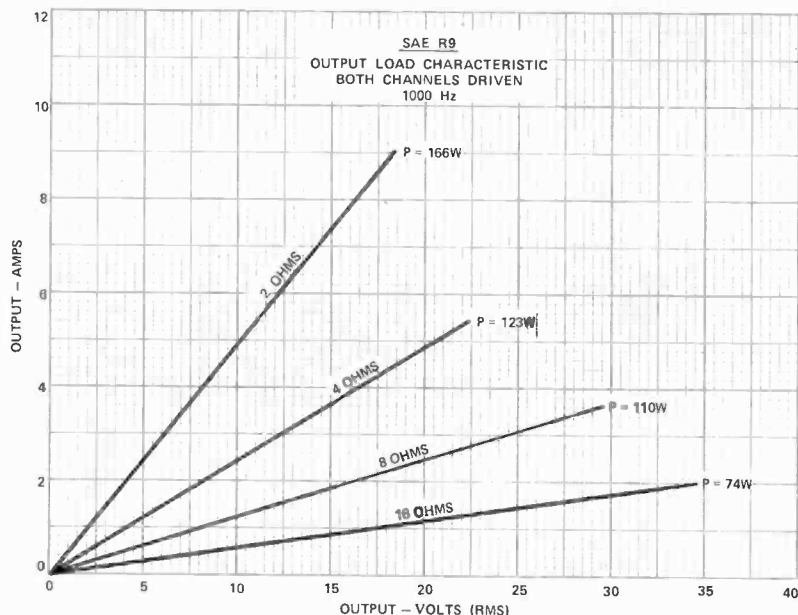
Power to the speakers or voltage to the TAPE RECORDER jacks can be read from a dual horizontal LED display. The function chosen is shown by adjacent LEDs. The scale is calibrated in watts and decibels relative to 90 watts into 8- Ω loads. When showing output to the recorder jacks, the display is calibrated so that 0 dB corresponds to "0 VU" (0.77 volts). The DISPLAY selector also has an FM/AM position that converts the upper (LEFT) bar to a relative signal strength indicator for FM and AM, and the lower (RIGHT) bar to a multipath distortion indicator for FM. The LEDs that identify function change accordingly.

A large VOLUME knob is found on the panel, but there is no conventional tuning knob. Instead, a pair of flat pushbuttons to the right of the digital display tune the receiver UP and DOWN in frequency. There are two tuning modes, neither of which is clearly identified in any of SAE's ac-

companying literature. The choice between the two is implemented via the SCAN button. With SCAN disengaged, a momentary touch of either tuning button will step the tuned frequency in the corresponding direction until a signal is acquired. In the other mode, frequency changes as long as the button is held in, stopping at the first FCC-assigned channel reached after the button is released. A momentary touch of the button shifts the tuning by one channel.

After a signal has been acquired, a quartz-lock feature comes into action automatically. According to the manufacturer's description, quartz-lock fine tunes the receiver to the exact station frequency, instead of to the local oscillator frequency reference. (The need for this is not evident, nor is it explained further.) When the station is locked in, a green Q-LOCK indication comes on below the level display. Below the frequency readout is a red STEREO indicator for FM.

A series of pushbuttons below the display area select the program source (PHONO 1, PHONO 2, AUX, FM, and AM), and engage HI BLEND (for reducing noise on weak FM stereo signals), FM MUTE, and SCAN. FM MUTE is not



A voltage-current plot of the output characteristics, at clipping of the SAE R9 for various load impedances. Maximum open-circuit voltage is about 34.4 V; current in excess of 9 amperes to a low-impedance load trips protective system. Both channels driven by a 1-kHz signal.

mally on and cuts out when SCAN is depressed.

Under the tuning buttons is a similar set of buttons for L. FILTER, LOUDNESS, and audio MUTING (a -20-dB gain reduction). A similar button below the VOLUME knob is the POWER switch.

Three knobs act as separate BASS, MID, and TREBLE tone controls, and there is a switch that bypasses them all. Other switches provide tape MONITOR functions for two tape decks and cross-connect the decks for dubbing with either as source. Another switch, marked EXT PROS, can connect an accessory such as an equalizer or noise reducer into the signal path, either before or after the tape monitoring and recording circuits.

Normal or reversed stereo or mono operation can be chosen via the MODE switch. Either, both, or neither of two sets of speaker connections can be switched in, and there is a headphone jack that is always active. The balance control has a center detent.

Several internal protective circuits safeguard both the R9 and the speakers connected to it from damage due to failure or careless operation. On initial power-up, there is a delay of 3 to 5 seconds before a relay connects the speaker outputs, to allow internal voltages to stabilize. If a significant dc offset voltage appears at the output, the speakers are also disconnected. Service is restored automatically when the fault is corrected. This system also protects against large infrasonic transients. Tripping the protection, say the instructions, does not silence the receiver, but reduces output to a low level.

Other protective devices include a thermal cut-out, fuses, and a circuit that limits output current into resistive loads under 2 Ω without restricting the drive into 4-Ω or higher impedances, even with reactive loads such as electrostatic speakers.

On the rear of the SAE R9 are the various signal input and output jacks, insulated spring connectors for the speaker outputs, and small binding post terminals for the antenna connections. There is a hinged AM ferrite rod antenna. Three of the four ac outlets are switched.

The SAE R9 is 18 1/4" W, 17 5/8" D, and 5 1/4" H. It weighs 35 pounds.

Laboratory Measurements. The one-hour preconditioning period at one-third rated power left the top of the SAE R9 only moderately warm. Power output at clipping, with both channels driven at 1 kHz, was 110 watts into 8-Ω loads, 123 watts into 4 Ω, and 166 watts into 2 Ω. The receiver is rated only for 8-Ω operation, so its IHF clipping headroom comes out to 0.85 dB. Short-term power output at clipping, using the tone-burst signal of the IHF dynamic headroom test, was respectively 156 and 168 watts for 4 Ω and 8 Ω. At 2 Ω, dynamic power output measured 0.3 dB less than the continuous clipping output. This seems unlikely in fact, and probably results from a less accurate power measurement in the dynamic test (voltage at clipping must be read from an oscilloscope). The IHF dynamic headroom rating (at 8 Ω) is 2.4 dB.

Distortion performance easily met and surpassed its ratings (at least 90

watts per channel to 8-Ω loads from 20 to 20,000 Hz with no more than 0.05% total harmonic distortion). Measurements with 2-Ω loads were complicated somewhat by interruptions due to the thermal circuit breaker, dc fuses, and overcurrent protective systems, but these, along with the data for 4-Ω loads, fell within the primary ratings.

At maximum gain (46 dB), the amplifiers required a high-level (AUX) input of 14.5 mV for a reference output of 1 watt; A-weighted signal-to-noise ratio was 74.7 dB. Through the phono input, sensitivity was 0.21 mV (83 dB overall gain), with a 73.5-dB signal-to-noise ratio. The lowest phono overload level in the 20 to 20,000 Hz range (referred to the equivalent 1,000 Hz levels) was 207 mV. Phono input impedance was 52 kΩ in parallel with 70 pF.


We measured IHF IM distortion using two equal-amplitude input signals at 19 and 20 kHz. Their equivalent peak value corresponded to that of a sine wave output of 90 watts into 8 Ω. The lower third-order distortion product at 18 kHz was at a -70-dB level (0.03%) and the second-order difference tone product at 1 kHz was at a negligible -90 dB (0.003%).

IHF transient overload recovery time was about 20 μs. This was measured with an input signal that gave continuous output of 9 watts at 1 kHz and was increased by 20 dB for 20 ms out of each half second.

Square-wave rise time was 6 μs through the AUX inputs, and the slew rate was 19 volts per μs. IHF slew factor was 5.5, with slew limiting becoming apparent on a "full signal" drive waveform at 110 kHz.

When we drove a rather severe load of 4 Ω in parallel with 3 μF, using a 10-kHz square wave, we observed a couple of cycles of ringing at about 40 kHz, but no sign of instability or protective shutdown, even at full power.

The tone controls had the familiar Baxandall shape, with the bass turn-over frequency shifting between 100 and 300 Hz, and the family of treble curves hinged at about 3 kHz. The midrange control effect was greatest



Overload recovery. "Glitch" between clipped waveform at left and sine wave indicating return to normal operation lasts about 20 μs. Horizontal scale is 100 μs per division.



The P34A is our top of the line portable. It heats, it refrigerates and with specially designed electronic circuit control (patent pending) it allows you to dial a complete range of temperatures from very cold to very warm. Refrigerates weekend supplies for boating, camping, hunting and fishing. Then bring your fish or game home refrigerated. Low battery indicator warns you when you need a recharge and the sensing circuits efficiently control your power consumption to save on battery drain. This is our best-of-the-line, recreational fridge and food warmer with all the bells and whistles for the discerning buyer who demands quality, size and complete versatility. Use from a cigarette lighter receptacle or plugged into house current with our optional 110 volt adaptor.

SAVE \$30 IF YOU ACT NOW!

By ordering off-season you can save a full \$30 off our regular prices. You save! We keep our plant operating at an efficient level. ORDER TODAY WITHOUT OBLIGATION!

Simply complete the attached order form or phone collect and we'll rush you your portable on our no risk 21 day trial offer. Each unit comes with complete instructions and a written 1 year warranty. In the unlikely event you ever need service, we have major service centres in New York, Arizona and Canada.

When you receive your Koolatron, use it constantly for 3 full weeks without risk. If you ordered our optional 110 volt adaptor, plug it in, then use your portable immediately as a bar, cottage or tax deductible office fridge. Next plug the fridge into your car or RV. Take your family out for a holiday trip. Enjoy fresh home-cooked food as you thumb your nose at those expensive restaurant stops. If after you've thoroughly tested it, you don't agree that your Koolatron represents a major breakthrough that will save you time, money and bother for years to come, send it back for a full refund. You can't lose... we guarantee it.

So be among the thousands to discover that the ice age is over. Don't waste another dollar on ice... order your Koolatron with no obligation today! **CHRISTMAS "HOT-LINE" ORDERS**

For "in-Time-for-Christmas" delivery, call "toll-free" by asking your operator to dial us collect. **Quote the Dept. No. in the coupon below to guarantee your \$30 saving.**

0-705-737-0842

Koolatron Industries Limited
56 Harvester Ave., Batavia, New York 14020
Ontario, Canada

Or use this handy order coupon.

Travellin' Fridges

Save \$30 if you act now!

These versatile recreational fridges also double as environmental test chambers. Some will heat as well as cool.

BEAT INFLATION! ELECTRONIC FRIDGES FROM \$99.

You're nicely away on your long-awaited vacation, camping trip or long weekend with the family. You're comfortably cruising in your car, van or rec. vehicle along a busy interstate with few rest stops or restaurants. You guessed it... the kids want to stop for a snack. But your Koolatron P34 or P34A is full of sandwiches, cold pop, fried chicken... home made, fresh and cold. The family helps themselves and you've saved valuable vacation time and another expensive restaurant bill.

Or you're a commuter, salesman or trucker and you spend many thirsty hours in your vehicle daily. But with your amazing Koolatron P10 plugged in beside you, you open the lid and instantly fresh food and drinks are at your fingertips. Now for the price of a good cooler and one or two seasons of buying ice, (or about 10 family restaurant meals), all the marvels of home refrigeration are available electronically. An amazing space-age miracle... the thermo-electric solid state module... makes this revolution in refrigeration possible.

THOUSANDS IN USE

These amazing heat pumps have not only gone to the moon, but have provided the breakthrough for Koolatron's new portable refrigerators and food warmers.

Koolatron now has tens of thousands of electronic fridges in use worldwide using these powerful solid state modules. Built to take it, these electronic modules are encased in tough, plastic insulated chests that are designed to be rugged and trouble-free. Non-rusting hinges and latches prevent corrosion in salt water environments. And with only one moving part (a small 12 volt fan) Koolatron's portables seldom see a service depot. Now you can enjoy Koolatron's whole family of electronic portable refrigerators and food warmers that eliminate costly ice and provide "home refrigeration" convenience at sane and sensible prices.

As a travel fridge the P10 keeps foods and beverages fresh and cold wherever you go. Carry insulin, medical samples, dietetic foods. Great for private planes and golf carts. Photographers use it for films. Mothers... now you can refrigerate baby's formula in your car then heat with the flick of a switch. Powerboaters, just plug it into your boat's cigarette lighter to keep a day's food and drink ice cold without going ashore for ice. With your engine off, you can operate for up to several hours and still start your engine to recharge your battery. "A low battery" indicator warns you when it's time to recharge. With the power off, your P10 keeps everything hot or cold for many hours in its well insulated case.

With our optional 110 volt adaptor you'll also find endless uses wherever house current is available. Great in motels for travelling.

MODEL P34 STANDARD RECREATIONAL FRIDGE (see photo above) **\$169. \$139.00 (in Canada \$179. \$149.00)**

Holds over 40 lbs. of food and beverages or 48 pop cans. Refrigerates in air temperature up to 95°F. Rugged ABS case in sand beige colour with dark brown non-corroding latches and handle. Large 34 litre capacity (1.2 cu. ft.) weighs 17 lbs. empty Ext. 21" L x 16" H x 16" W Int. 16" L x 12" H x 11-1/2" W. Operates on 12 volts DC with supplied power cord or with optional 12 VDC/110 VAC power adaptor.

The P34 is our standard portable refrigerator. This new, improved model has a non-adjustable solid-state thermostat which keeps your food at normal refrigeration temperature even in 95° weather. It holds more than three times as much as the P10. Fits into any boat, van, camper or car back seat. Plugs into car lighter receptacle, refrigerates over 40 lbs. of food (no space wasted by ice) yet it draws no more power than the P10.

MODEL P34A DELUXE RECREATIONAL FRIDGE AND FOOD WARMER **\$189. \$159.00 (in Canada \$199. \$169.00)**



The same size, colour, weight and capacity as the P34 but includes food warming features (up to 125°F), fully adjustable temperature control (you can even dial wine cooling temps.) and low battery warning indicator tells you when to recharge. Refrigerates in air temperatures up to 95°F. Or keeps hot foods hot at the flick of a switch... great for fall hunting, camping, boating and winter ice fishing, skiing and snowmobiling.

MODEL P10 - CAR FRIDGE & FOOD WARMER **\$129. \$99.00 (in Canada \$139. \$109.00)**



Holds approx. 17, 12 oz. pop cans - refrigerates in air temps. up to 95°F. Also keeps hot foods hot (150°F) at the flick of a switch. Tough, blue Polypro plastic case. Ext. 16" L x 11" H x 11-1/2" W Int. 11-1/2" L x 8" H x 8" W with 10 litre capacity (11 qts.) weighs 10 lbs. empty. Operates on supplied 12 volt power cord in vehicles or with optional 12VDC/110 VAC power adaptor.

Save \$30 with this coupon

Koolatron Dept 1422
Industries Limited

56 Harvester Avenue, Batavia, New York 14020
Ontario, Canada L4N 4Y8

Save me \$30 with these off-season prices:

___ Koolatron P10 at \$99.00 (\$109.00 in Canada)

___ Koolatron P34 at \$139.00 (\$149.00 in Canada)

___ Koolatron P34A at \$159.00 (\$169.00 in Canada)

___ Koolatron 110V adaptor at \$29.95 (\$34.95 in Canada)

Please add \$8.00 for handling and delivery per unit.
No charge for shipping adaptor if ordered with unit.
Add \$3.00 for shipping adaptor only.
(N.Y., Ont. and Quebec residents add sales tax).

I understand that I may return any item undamaged by January 15, 1981 or a minimum of 21 days, and receive a full refund if I am not satisfied.

I enclose my check or money order for \$ _____ or please charge it to my

Visa Mastercharge American Express

Account Number _____

Expiry Date _____

Signature _____
(necessary to send merchandise)

NAME _____

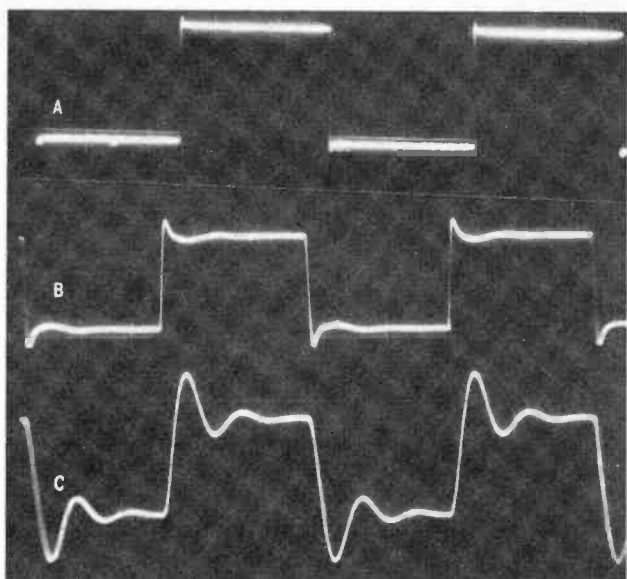
ADDRESS _____

CITY _____ STATE _____

ZIP CODE _____ PHONE _____

ENVS3

DEALER ENQUIRIES NOW INVITED.



Trace A shows input square wave with frequency of 10 kHz. Trace B shows output waveform across 4-Ω resistor; C shows waveform across 4-Ω resistor in parallel with 3-μF capacitor.

between 1 and 2 kHz, with a range of about ± 10 dB. Loudness compensation boosted both low and high frequencies, and the low-cut filter had its -3 -dB response at 30 Hz.

RIAA phono equalization was within ± 0.5 dB of the ideal curve from 20 to 20,000 Hz. The phono preamplifier of the R9 uses a low-noise IC, apparently an "op amp," that completely isolates the equalization components from the cartridge input. As a result, phono response was identical whether measured through the inductance of a cartridge or from a resistive source.

The FM tuner had a mono IHF usable sensitivity of 11 dBf (1.9 μ V) and a stereo sensitivity of 17 dBf (4 μ V). There was no stereo switching threshold, so that weak signal stereo reception was limited only by noise and distortion. Mono and stereo 50 dB quieting sensitivities were respectively 13.8 dBf (2.7 μ V) and 36.6 dBf (37 μ V).

The FM distortion at 65 dBf (1,000 μ V) input was 0.17% in mono and 0.2% in stereo. The respective noise levels were -74 dB and -68.5 dB. An IHF-IM distortion measurement of the tuner, using 14 and 15 kHz tones of equal amplitude and a peak deviation of 75 kHz, revealed equal third-order distortion products at 13 and 16 kHz at -53 dB (0.2%) and a 1-kHz second-order component at -46 dB (0.5%), 100% modulation.

FM stereo frequency response was flat within ± 0.5 dB from 30 to 5,000 Hz, and rose to $+3.7$ dB at 15 kHz. Lacking a schematic, we could not judge whether this was the result of an incorrect multiplex filter response, or an error in the FM de-emphasis time constant (both channels measured alike). Any "brightness" resulting from this response would probably not be audible except in direct comparison to another tuner. (We did not hear it in regular listening.) Stereo

channel separation was 40 dB in the midrange, 26.5 dB at 30 Hz, and 31 dB at 15 kHz.

FM capture ratio was 1.25 dB at 45 dBf (100 μ V) input; AM rejection was 61 dB at 65 dBf. Image rejection of the varactor-tuned front end was an exceptional 97 dB. Alternate channel selectivity—about 64 dB—was adequate though not especially large, and was associated with a highly asymmetrical i-f response. The asymmetry was also observed in the adjacent-channel selectivity data, which averaged 9.1 dB.

Muting threshold was 10.3 dBf (1.8 μ V). In the signal-seeking mode, it was 15.5 dBf or 3.2 μ V). Leakage of the 19-kHz pilot was at a -59 -dB level, and the tuner hum was a very low -75 dB. AM tuner frequency response was very restricted, about ± 3 dB from 45 to 1,500 Hz and down 6 dB at about 2.5 kHz.

User Comment. We were favorably impressed by the fact that the SAE R9, whose performance is specified with exceptional thoroughness, met most of the ratings we checked.

The only notable exception was FM tuner response. Overall, this is not only a very fine receiver "on paper," but it lives up to its promise in use.

Unfortunately, the instruction manual falls short of the standard set by the receiver. Descriptions of the digital tuning modes were particularly inadequate.

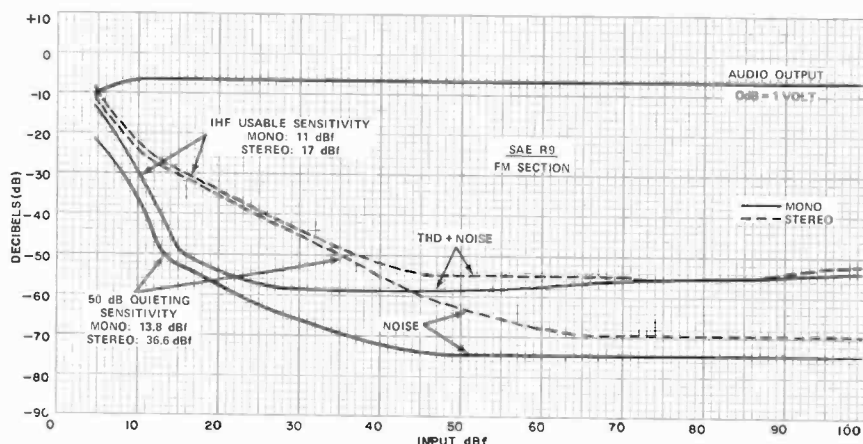
In SCAN, it was very difficult to cover a large part of the FM band and stop on or next to the desired frequency. The tuning always seemed to overshoot the mark by a couple of channels. In this receiver, we find synthesized tuning less convenient than the old-fashioned analog variety.

The power and tuning indicators worked very well, and the multipath display was one of the best of its type we have used. Antenna orientation for minimum length of the bar display always gave good FM reception. Location of the POWER button (hidden by the VOLUME knob) and the fact that it looks like all the other buttons on the panel, can result in some confusion.

We discovered one bothersome aspect of the R9's behavior when we switched between the AM and FM modes. There was a loud transient noise burst that could be, at best, startling, and at worst dangerous to one's speakers. Of course, if you, like many people, rarely listen to AM, the problem is not all that serious. More to the point, SAE indicates that the difficulty arises when, after the switch is made, the tuner section comes out of muting while still seeking a station. SAE advises that future production will have a slower unmuting action.

Happily, the actual operation of the SAE R9 left little to be desired. It is certainly one of the most complete receivers we have seen, able to interface with almost any other components an advanced audiophile might wish to use. FM tuner and audio performance are absolutely first rate, and the power amplifiers are impressively stable with loads that often elicit misbehavior from other units. —Julian Hirsch

CIRCLE NO. 101 ON FREE INFORMATION CARD



Noise and sensitivity curves for FM section of the SAE R9 receiver.



Audiophile Recordings

By Harold A. Rodgers
Executive Editor

J.S. BACH: *Three Keyboard Concertos—in D minor, BWV 1056, in A Major, BWV 1055, in F minor, BWV 1056.* András Schiff, Piano; George Malcolm conducting the English Chamber Orchestra. Denon PCM OX-7182-ND. While it has been reasonably well established by now that there is nothing musicologically incorrect about playing Bach keyboard concertos on the piano, the result, in this recording anyway, seems less than totally satisfying. It seems overwhelmingly probable that Bach would have used a harpsichord (there weren't many pianos available to him) and that he would have had that sound in his mind when composing.

The problem as I hear it is that the main formants of the harpsichord lie higher in the spectrum than those of the piano, and the tones of the former die out more rapidly. This makes the harpsichord sound more transparent and lets the accompanying instruments be heard. A few pianists, notably Gould and Tureck, manage to minimize the piano's masking tendency, but Schiff, unfortunately, does not, and thereby obscures some of the contrapuntal texture. Another possibility is that the manner in which the performance was miked made the piano too prominent, even though favoring the string sections might have been more appropriate. The unfortunate balance, whatever its cause, is the sole notable blemish on this disc. Pressing quality and recorded sound—as well as tempos, phrasing, and dynamics—seem to be right in the ballpark.

TCHAIKOVSKY: *Symphony No. 4 in F minor, Op. 36.* Lorin Maazel conducting the Cleveland Orchestra. Telarc 10047. This recording, digitally mastered of course, is in every way up to Telarc's usual standard of production. There is a great sense of transparency, a good hall sound, and a pressing essentially free of defects. The orchestral playing is neat and precise, though perhaps excessively so, giving the overall interpretation a somewhat analytic cast. One is tempted to conclude that in avoiding the lush overromanticism to which Tchaikovsky is often subject, this performance has leaned too far the other way and comes up just a bit dry, especially in

the second movement. On the other hand, the scherzo and final allegro fairly bristle with energy and contrast. Maazel apparently lets the music stand on its own structure, leaving programmatic influences well in the background.

In Concert/Montreux '79. Joe Beck, Bob Brookmeyer, Jon Faddis, Richard Davis with Bingo Miki and The Inner Galaxy Orchestra of Japan. Gryphon G-913. In a note from its producer on the jacket of this album, it is billed as a collector's item, a claim that is pretty well justified if you're a lover of jazz. Considering the

restrictions on microphone placement and mixing inherent in a live recording situation, the engineers have done a phenomenal job. The pressing, unfortunately, does not seem to be up to the same standard, as the sample we received was marred by an unseemly number of minor ticks.

Musically, the album is first-rate. The Inner Galaxy Orchestra is a very pleasant exception to the tendency that many Japanese orchestras have of playing jazz just a little too neatly. The soloists do a fine job, with Jon Faddis—whose tone might be the envy of any Bach clarino player—a special standout. ♦

HOBBY-BLOX™
The modular, circuit building system for electronic hobbyists.

Be careful. Your hobby is about to become an obsession.

The 14 modular units in the solderless, Hobby-Blox™ system are color-coded and cross-indexed. Projects go faster, easier.

For the beginner, there are two starter packs. One for integrated circuits, one for discrete components. Each has its own 10-project booklet.

Once you get into Hobby-Blox, look out. You're going to get hooked.

For a free catalog and the name of your nearest Hobby-Blox dealer, call Toll Free 800 321-9668. In Ohio call collect (216) 354-2101.

Patents Pending.
©AP PRODUCTS INCORPORATED 1980

 A P PRODUCTS INCORPORATED
1359 West Jackson Street
Painesville, OH 44077
(216) 354-2101
TWX: 810-425-2250
In Europe, contact A P PRODUCTS GmbH
Baumlesweg 21 • D-7031 Weil 1 • W. Germany

Free Project-of-the-Month to Hobby-Blox purchasers!
CIRCLE NO. 4 ON FREE INFORMATION CARD

If you have put off learning more electronics for any of these reasons, act now!

- I don't have the time.
- High school was hard for me and electronics sounds like it may be hard to learn.
- I can't afford any more education.
- I have a family now.
- I'm here. You're there. I've never learned that way before. I'm not sure it will work for me.

Read the opposite page and see how you can get started today!

Be honest with yourself. Are the reasons really excuses? You already know enough about electronics to be interested in reading this magazine. So why not learn more? If you need encouragement, read on and see how excuses can be turned into results.

You don't have the time. Be realistic. All you have in life is a period of time. Use it. Try to know more tomorrow than you do today. That's the proven way to success. CIE studies require just about 12 hours of your time a week, two hours a day. You probably do have the time.

Electronics sounds like it may be hard to learn. You already know something about electronics or you wouldn't be reading this. Now, build on that. CIE Auto-Programmed® Lessons help you learn. Topics are presented in simple, logical sequence. All text is clear and concise for quick, easy understanding. You learn step by step, at your own pace. No classes to attend. Nobody pressures you. You can learn.


You can't afford any more education. Actually, you can't afford NOT to gain the skills that can put you ahead of the others. You know what inflation is doing to you now. Education—learning a skill—is an inflation-fighter that can be yours. If you are not able to pay full tuition now, CIE will lend you funds on a monthly payment plan.

You have a family now. All the more reason why you have the responsibility to advance yourself. For the sake of your family. Do you want them to have what you had or have more than you had? The choice is yours. Electronics is a rewarding career choice. CIE can help you to get started on that career.

You're there. We're here. How does CIE help you learn? First, we want you to succeed. You may study at home, but you are not alone. When you have a question about a lesson, a postage stamp gets you your answer fast. You may find this even better than having a classroom teacher. CIE understands people need to learn at their own pace. When CIE receives your completed lesson before noon any day of the week, it will be graded and mailed back the same day with appropriate instructional help. Your satisfaction with your progress comes by return mail. That's how CIE helps you learn.

NOW, IF YOU AGREE CIE TRAINING CAN WORK FOR YOU, HOW ELSE CAN CIE HELP YOU?

Cleveland Institute of Electronics is the largest independent home study school in the world that specializes exclusively in electronics. Although "big" does not always mean "best," it is evidence that CIE is a strong, successful institution with the people and resources to help you succeed.



Step-by-step learning includes "hands-on" training.

The kind of professional you want to be needs more than theory. That's why some of our courses include the Personal Training Laboratory, which helps you put lesson theory into actual practice. Other courses train you to use tools of the trade such as a 5MHz triggered-sweep, solid-state oscilloscope you build yourself—and use to practice troubleshooting. Or a Digital Learning Laboratory to let you apply the digital theory that's essential today for anyone who wants to keep pace with electronics in the eighties.



Your FCC License can impress employers.

For some electronics jobs, you must have your FCC License. For others, employers usually consider it a mark in your favor. Either way, your License is government-certified proof of your knowledge and skills. More than half of CIE's courses prepare you to pass this exam. Surveys show that some 80% of CIE graduates who take the exam are successful.

Find out more! Today. Now.

There's a card with this ad. Fill it in and return. If some other ambitious person has already removed it, use the coupon.

You'll get a copy of CIE's free school catalog, along with a complete package of personal home study information.

For your convenience, we'll try to arrange for a CIE representative to contact you to answer any questions you may have.

If you are serious about a rewarding career, about learning electronics or building on your present skills, your best bet is to go with the electronics specialists—CIE. Mail the card or coupon today or write CIE (please mention the name and date of this magazine), 1776 East 17th Street, Cleveland, Ohio 44114.

This could be the best decision you've made all year.

Associate Degree

Now, CIE offers an Associate in Applied Science Degree in Electronics Engineering Technology. In fact, all or most of every CIE Career Course is directly creditable towards the Associate Degree.

"If you're going to learn electronics, you might as well learn it right!"

*John Cunningham
Senior Technical Director*



PE-26

CIE Cleveland Institute of Electronics, Inc.

1776 East 17th Street, Cleveland, Ohio 44114
Accredited Member National Home Study Council

YES... I want to learn from the specialists in electronics—CIE. Send me my FREE CIE school catalog...including details about the Associate Degree program...plus my FREE package of home study information.

Print Name _____

Address _____ Apt. _____

City _____

State _____ Zip _____

Age _____ Phone (area code) _____

Check box for G.I. Bill bulletin on Educational Benefits: Veteran Active Duty

MAIL TODAY!

Popular Electronics Tests



Panasonic's PV-1400 Video Cassette Recorder

THE Panasonic PV-1400 video cassette recorder (of which our sample is the first to enter the U.S.) brings with it an interesting array of features. It incorporates a 14-day programmable timer that can be set for seven programs daily. In addition, an eighth program can operate once a week at any time and will not erase itself. The clock has a 60-minute backup battery (for power outages) that is kept on trickle charge.

Other niceties include soft-touch controls (now standard in the Panasonic line) and automatic rewind at the end of record or play. There is also "cue and review," a neat little picture search system that runs at 9× normal speed. In addition, there is an automatic back-up of a few frames in the pause mode to eliminate gaps in the program. The price for the whole package is \$1,295.

The heart of all this control flexibility is a powerful little microprocessor. Each switch, when closed, signals the processor to initiate one of various actions, which are executed by integrated circuits, discrete devices, motors, servo systems, modulators, and demodulators under its control. The vocabulary of commands consists of eject, rewind, stop, fast forward, play, record, audio dub, pause, forward and reverse search, VCR/TV viewing selection, timer operations, channel selection, and power on/off; not to mention external memory on/off, counter, SP (standard play), LP (long play), and SLP (super long play) selections.

A push-to-open flap on the front conceals switches for selecting clock, normal, program, and check; day, hour, and minute; and dim/bright for the green clock readout. Beneath the flap and front apron is the remote-

control plug by which forward and reverse search, pause, and channel change can be executed. On the lower left side are video, audio, and microphone inputs, as well as a camera/tuner switch, and the usual thumb-wheel for fine adjustment of tape speed. Tiny rectangular red lamps identify all important functions on the front panel, including the dew sensor lamp and camera connection. Channel tuning and aft are under a plastic flap in the right top, and cassette load is at the left. Although this equipment doesn't have viewable fast scan or pause modes, it really does just about everything else you could want.

On the rear panel are uhf/vhf inputs and outputs, as well as video and audio out jacks, plus the usual Channel 3/4 selective switching. There is an unswitched ac-line outlet that can provide up to 300 watts.

(Continued on page 32)

Save on Scanners! NEW Rebates!

Communications Electronics,™ the world's largest distributor of radio scanners, celebrates Christmas early with big savings on Bearcat synthesized scanners. Electra Company, the manufacturers of Bearcat brand scanners is offering consumer rebates on their fantastic line of crystalless scanners purchased between September 15 and November 15, 1980.

We give you excellent service because CE distributes more scanners worldwide than anyone else. Our warehouse facilities are equipped to process thousands of scanner orders every week. We also export scanners to over 300 countries and military installations. Most items are in stock for quick shipment. Do your Christmas scanner shopping early and order today from CE!

Bearcat® 300

The Ultimate Synthesized Scanner!
List price \$519.95/CE price \$329.00/\$20.00 rebate
Your final cost is a low \$309.00

4-Band, 50 Channel • Service Search • No-crystal scanner • AM Aircraft and Public Service bands. • Priority Channel • AC/DC Bands: 32-50, 118-136 AM, 144-174, 421-512 MHz.
The new Bearcat 300 is the most advanced automatic scanning radio that has ever been offered to the public. The Bearcat 300 uses a bright green fluorescent digital display, so it's ideal for mobile applications. The Bearcat 300 now has these added features: Service Search, Display Intensity Control, Hold Search and Resume Search keys, Separate Band keys to permit lock-in/lock-out of any band for more efficient service search.

Bearcat® 250

List price \$419.95/CE price \$259.00/\$20.00 rebate
Your final cost is a low \$239.00

50 Channels • Crystalless • Searches Stores • Recalls • Digital clock • AC/DC Priority Channel • 3-Band • Count Feature.
Frequency range 32-50, 146-174, 420-512 MHz.
The Bearcat 250 performs any scanning function you could possibly want. With push button ease you can program up to 50 channels for automatic monitoring. Overseas customers should order the Bearcat 250FB at \$349.00 each. This model is like a Bearcat 250, but designed for international operation with 220 V AC/12 V DC power supply and 66-88 MHz low band coverage instead of 32-50 MHz.

Bearcat® 220

List price \$419.95/CE price \$259.00/\$20.00 rebate
Your final cost is a low \$239.00

Aircraft and public service monitor. Frequency range 32-50, 118-136 AM, 144-174, 420-512 MHz.
The Bearcat 220 is one scanner which can monitor all public service bands plus the exciting AM aircraft band channels. Up to twenty frequencies may be scanned at the same time. Overseas customers should order the Bearcat 220FB at \$349.00 each. This model is like a Bearcat 220, but designed for international operation with 220 V AC/12 V DC power supply and 66-88 MHz low band coverage instead of 32-50 MHz.

NEW! Bearcat® 210XL

List price \$319.95/CE price \$209.00/\$20.00 rebate
Your final cost is a low \$189.00

18 Channels • 3 Bands • Crystalless • AC/DC Frequency range: 32-50, 144-174, 421-512 MHz.
The Bearcat 210XL scanning radio is the second generation scanner that replaces the popular Bearcat 210 and 211. It has almost twice the scanning capacity of the Bearcat 210 with 18 channels plus dual scanning speeds and a bright green fluorescent display.



NEW! 50-Channel Bearcat 300

FREE Bearcat® Rebate Offer

Get a coupon good for a \$20 rebate when you purchase a Bearcat 300, 250, 220 or 210XL. \$10 rebate on models 211, 210 and 160. To get your rebate, mail this coupon with your original dated sales receipt and the Bearcat model number from the carton to Electra. You'll receive your rebate in four to six weeks. Offer valid only on purchases made between September 15, 1980 and November 15, 1980. All requests must be postmarked by November 29, 1980. Limit of one rebate per household. Coupon must accompany all rebate requests and may not be reproduced. Offer good only in the U.S.A. Void where taxed or prohibited by law. Resellers, companies, clubs and organizations—both profit and non-profit—are not eligible for rebates. Employees of Electra Company, their advertising agencies, distributors and retailers of Bearcat Scanners are also not eligible for rebates. Please be sure to send in the correct amount for your scanner. Pay the listed CE price in this ad. Do not deduct the rebate amount since your rebate will be sent directly to you from Electra. Orders received with insufficient payments will not be processed and will be returned.

NEW! Bearcat® 160

List price \$279.95/CE price \$189.00/\$10.00 rebate
Your final cost is a low \$179.00

16 Channels • 3 Bands • AC only • Priority Dual Scan Speeds • Direct Channel Access Frequency range: 32-40, 144-174, 440-512 MHz.
The Bearcat 160 presents a new dimension in scanning form and function. The keyboard is smooth. No buttons to punch. No knobs to turn. Instead, finger-tip pads provide control of all scanning operations, including On/Off, Volume and Squelch. Green easy to read fluorescent display.

NEW! Bearcat® 5/800 MHz

The world's first 800 MHz scanner!
This is a new model. Shipments will begin in November, 1980.

List price \$179.95/CE price \$129.00
8 Crystal Channels • 4 Bands • AC only Frequency range: 33-50, 144-174, 440-512, 806-870 MHz.
The Bearcat 5/800 MHz is the only scanner on the market today that offers coverage of the 800 MHz. public service band and the other public service bands. Individual channel lockout. Scan Delay. Manual Scan.

Bearcat® 5

List price \$129.95/CE price \$94.00
8 Crystal Channels • 3 Bands • AC only Frequency range: 33-50, 146-174, 450-508 MHz.
The Bearcat 5 is a value-packed crystal scanner built for the scanning professional — at a price the first-time buyer can afford. Individual lockout switches.

Bearcat® Four-Six ThinScan™

List price \$179.95/CE price \$114.00
Frequency range: 33-47, 152-164, 450-508 MHz.
The incredible, new Bearcat Four-Six ThinScan™ is like having an information center in your pocket. This three band, 6 channel crystal controlled scanner has patented Track Tuning on UHF. Scan Delay and Channel Lockout. Measures 2 1/4 x 6 x 1 1/2". Includes rubber ducky antenna. Order crystals for each channel. Made in Japan.

NEW! Fanon Slimline 6-HLU

List price \$169.95/CE price \$109.00
Low cost 6-channel, 3-band scanner!
The new Fanon Slimline 6-HLU gives you six channels of crystal controlled excitement. Unique Automatic Peak Tuning Circuit adjusts the receiver front end for maximum sensitivity across the entire UHF band. Individual channel lockout switches. Frequency range 30-50, 146-175 and 450-512 MHz. Size 2 1/4 x 6 x 1 1/2". Includes rubber ducky antenna. Order crystal certificates for each channel. Made in Japan.

NEW! Fanon Slimline 6-HL

List price \$149.95/CE price \$99.00
6-Channel performance at 4-channel cost!
Frequency range: 30-50, 146-175 MHz.
If you don't need the UHF band, get this model and save money. Same high performance and features as the model HLU without the UHF band. Order crystal certificates for each channel. Made in Japan.

FANON SCANNER ACCESSORIES

CHB-6 AC Adapter/Battery Charger \$15.00
CAT-6 Carrying case for Fanon w/ Belt Clip \$15.00
AUC-3 Auto lighter adaptor/Battery Charger \$15.00

OTHER SCANNER ACCESSORIES

SP50 AC Adapter \$12.00
SP51 Battery Charger \$12.00
SP58 Carrying Case for Bearcat 4-6 ThinScan™ ... \$15.00
FB-E Frequency Directory for Eastern U.S.A. \$15.00
FB-W Frequency Directory for Western U.S.A. \$15.00
FFD Federal Frequency Directory for U.S.A. \$18.00
B-4 1.2V AAA Ni-Cad's for ThinScan™ and Fanon ... \$15.00
A-135cc Crystal certificate \$4.00
Add \$3.00 shipping for all accessories ordered at the same time.

INCREASED PERFORMANCE ANTENNAS

If you want the utmost in performance from your scanner, it is essential that you use an external antenna. We have six base and mobile antennas specifically designed for receiving all bands. Order #A60 is a magnet mount mobile antenna. Order #A61 is a gutter clip mobile antenna. Order #A62 is a trunk-lip mobile antenna. Order #A63 is a 3/4 inch hole mount. Order #A64 is a 3/8 inch snap-in mount, and #A70 is an all band base station antenna. All antennas are \$30.00 and \$3.00 for UPS shipping in the continental United States.

TEST ANY SCANNER

Test any scanner purchased from Communications Electronics™ for 31 days before you decide to keep it. If for any reason you are not completely satisfied, return it in original condition with all parts in 31 days, for a prompt refund (less shipping/handling charges and rebate credits).

CIRCLE NO. 1 ON FREE INFORMATION CARD

NEW! Regency® M400

List price \$379.95/CE price \$259.00
30 Channel • Synthesized • Service Search Digital clock • Digital timer • M100 styling Search/Store • Priority Channel • AC/DC Frequency range: 30-50, 144-174, 440-512 MHz.
The new Regency M400 is a compact programmable FM monitor receiver for use at home or on the road.

OTHER REGENCY® SCANNERS

Touch K100 \$199.00
Touch M100 \$199.00

NEW! Telephone Products

Electra's cordless Freedom Phone does everything an ordinary phone does and more. Because it is cordless, you can take it anywhere, inside or outside—on the patio, by the pool, in the garage, in the workshop...even next door at the neighbor's.

Model FF-500 has pushbutton dialing. Rechargeable ni-cad batteries included. Battery low light. Secure feature Telescopic antenna. Your cost is \$179.00. Model FF-1500 has the same features as the FF-500 but also includes a charger/cradle that allows the phone's handset to be recharged away from the base station. Your cost for this cordless phone is \$199.00. The model FF-3000 has all the standard features (except charger/cradle) plus interchangeable telescopic and rubber ducky antenna. Redial feature. Belt clip. Carrying case. Greater range. Your cost is \$229.00.

World Scanner Association™

The WORLD SCANNER ASSOCIATION is sponsored as a public service by Communications Electronics.™ When you join, you'll receive a one-year membership and our quarterly newsletter with scanner news and features. You'll also get a wallet I.D. card, an Official WSA Membership Certificate, and more. FREE classified ads for members so you can contact other scanner owners when you want to sell or buy a scanner. FREE membership in the WSA Buyer's Co-op. Your Co-op membership will allow you to get special discounts on scanners and scanner related products. Since the WSA Buyer's Co-op gives you group purchasing power, you can easily pay for your membership dues the first time you make a Co-op purchase. To join, send \$12.00 (\$20.00 outside U.S.A.) for your membership materials.

BUY WITH CONFIDENCE

To get the fastest delivery from CE of any scanner, send or phone your order directly to our Scanner Distribution Center.™ Be sure to calculate your price using the CE prices in this ad. Michigan residents please add 4% sales tax. Written purchase orders are accepted from approved government agencies and most well rated firms at a 10% surcharge for net 30 billing. All sales are subject to availability. All sales on accessories are final. Prices, terms and specifications are subject to change without notice. Out of stock items will be placed on backorder automatically unless CE is instructed differently. Most products that we sell have a manufacturer's warranty. Free copies of warranties on these products are available prior to purchase by writing to CE. International orders are invited with a \$20.00 surcharge for special handling in addition to shipping charges. All shipments are F.O.B. Ann Arbor, Michigan. No COD's please. Non-certified and foreign checks require five weeks bank clearance.

Mail orders to: Communications Electronics,™ Box 1002, Ann Arbor, Michigan 48106 U.S.A. Add \$6.00 per scanner or phone product for U.P.S. ground shipping, or \$12.00 for faster U.P.S. air shipping to some locations. If you have a Master Charge or Visa card, you may call anytime and place a credit card order. Order toll free in the U.S.A. 800-521-4414. If you are outside the U.S. or in Michigan, dial 313-994-4444. Dealer inquiries invited. All order lines at Communications Electronics™ are staffed 24 hours.

WSA™ Scanner Distribution Center™ and CE logos are trademarks of Communications Electronics.™

† Bearcat and Freedom Phone are federally registered trademarks of Electra Company, a Division of Masco Corporation of Indiana.

‡ Regency is a federally registered trademark of Regency Electronics Inc.

Copyright © 1980 Communications Electronics™



854 Phoenix □ Box 1002 □ Ann Arbor, Michigan 48106 U.S.A.
Call TOLL-FREE (800) 521-4414 or outside U.S.A. (313) 994-4444

We're first with the best.™

This unit has highly worthwhile, although not obvious, internal advantages over its predecessors. For instance, both head and tape cylinders now use direct-drive motors—for better stability and more compactness—and there are three solenoids, one for play, one for pressure roller, and another for fast forward. In the transport, a separate motor whose speed is directly changed for the LP and SLP speeds powers tape takeup. There is also a loading motor for the tape.

If a tape isn't loaded into the recorder, or if the stop tape tab is missing and there is an unattended recording program under way, the timer/record LED will flash to indicate an error. If no program is entered, the timer/record LED will not light.

According to Panasonic, there are 10 protective sensors throughout the machine, with two of special importance—a Hall-effect integrated circuit that senses the absence of rotation of the supply reel and an LED indicator and cadmium disulfide (CDS) cell that sense takeup problems and cause the transport to halt. Also, synchrolock is maintained during que and reverse, even with noise bars in the 9× forward and 9× re-

“ . . . a deluxe piece of equipment, responsive to your slightest command.”

verse speeds. Furthermore, the LP speed now has a channel through a half-line horizontal delay system that keeps the machine synchlocked and picture stable during forward and reverse search. Normal servolock takes over in the SLP mode.

Lab Tests. Initially revealing tests were made on this equipment in the two modes of operation with outputs deliberately taken from two separate sources to see what, if any, differences were apparent. As usual, multiburst from a specially modified Sencore VA48 generator was used as a signal source.

In the record mode via Ch. 4 (Fig. 1), the top trace shows VCR response through a 10:1 low-capacitance probe connected to the synchronous video detector of a full 4-MHz broadband TV receiver. The bottom waveform is that of the video output of the player/recorder itself. Signals enter from the source through Ch. 4 and are passed to the recorder.

The top trace shows both the 3.02- and 3.56-MHz third and fourth multiburst bars at about half amplitude or 6 dB down (voltage). In the lower

trace, directly out of the VCR's video output without modulator or tuner and TV demodulating stages, 4 MHz shows at less than 6 dB down, and the multiburst between 0.75 and 3.56 MHz maintains virtually the full amplitude.




Fig. 1. Video output (lower trace) shows full 4-MHz record bandwidth.

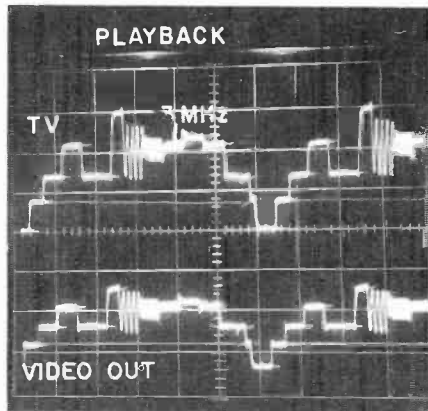


Fig. 2. In playback mode, signal amplitudes drop rapidly as VCR processes luminance and chroma.

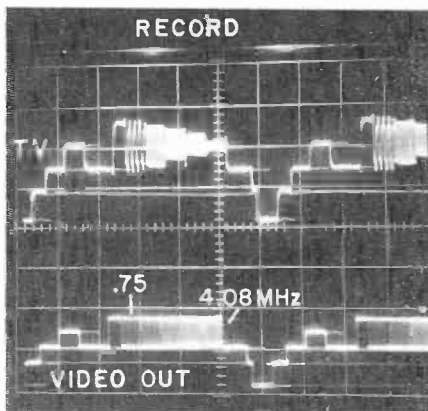


Fig. 3. There are substantial differences in recording and some subtle differences during playback.

In the playback mode via Ch. 4 (Fig. 2), signal amplitudes drop rapidly as this VCR processes luminance and chroma signals, and the end result—both through the TV and pure video output—are rather less than sensational, delivering hardly more

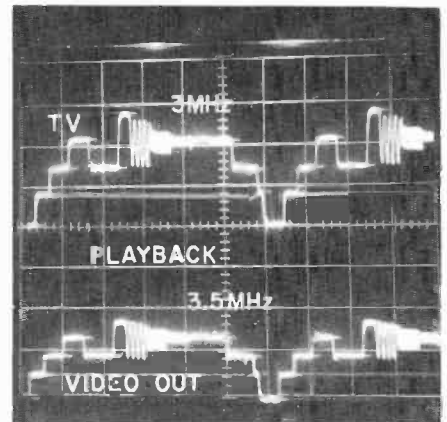


Fig. 4. Overall response may be usable to as much as 3.5 MHz.




Fig. 5. Grayscale tracking reveals that eight steps are somewhat erratic though horizontal portions are fairly even.

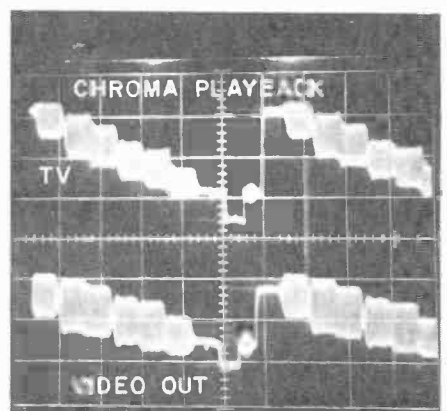



Fig. 6. Chroma tracking between TV receiver and recorder's video output are very similar.

When it comes to performance, size doesn't count...anymore.



Up until now the sound quality of mini-speakers was exactly what you probably imagined... minimal. Minimal bass response. Minimal power handling capacity. Minimal definition.

That was until ADC perfected the incredible new MS-650 mini-speaker system. The only thing small about it, is its size.

Here's why. Unlike conventional mini-system drivers that can overheat and distort under high power, both the MS-650's 1" polyamide soft dome tweeter and 6 1/2" high compliance woofer are specially cooled with ferrofluid in the voice coil gap for better frequency response, lower distortion and greater power handling.

They're so effective the new MS-650 mini-speaker system can handle up to 150 watts of power! But what's even more amazing is that while it can handle all that power, it doesn't need it. A mere 20 watts input produces an awesome 102dB output. That's enough to wake the neighbors. And the whole neighborhood. But that's not all.

To further enhance sound quality,

the MS-650's feature an effective combination of first and higher order crossover networks for a smooth, natural transition between high and low frequencies. That's a big difference between the crossover systems most mini-speakers use.

But the differences don't stop there. The MS-650's unique non-parallel cabinet sides were computed to allow a gradual termination of midrange frequencies at the cabinet edge. The sound you'll hear will be more natural... at all levels. Even the front face is sloped for improved phase coherence. To minimize the adverse effects of cabinet resonances, the MS-650 is constructed of Isopor L.F.M., a specially formulated non-resonant material.

The new ADC MS-650 mini-speaker system. The only thing small about it, is its size.

For your nearest ADC dealer or more information call (800) 243-9544 or write Audio Dynamics Corporation, Pickett District Road, New Milford, Connecticut 06776.

MS650
MINI-SPEAKER **ADC**
A BSR COMPANY

CIRCLE NO. 8 ON FREE INFORMATION CARD

than 3 MHz. Overshoots prominently identify the nonexistent 3.56-MHz multiburst bar.

To further test this new VHS recorder we put the same signals at baseband into the video input of the PV-1400, bypassing tuners and demodulators. As you will see in the waveform photograph (Fig. 3), there are substantial differences in recording, and some subtle ones during playback. This would also hold true in record if you were using a TV monitor (without r-f and i-f) as your display device instead of a television receiver. In other words, full bandpass!

When recording through the video input jack, the response in the lower

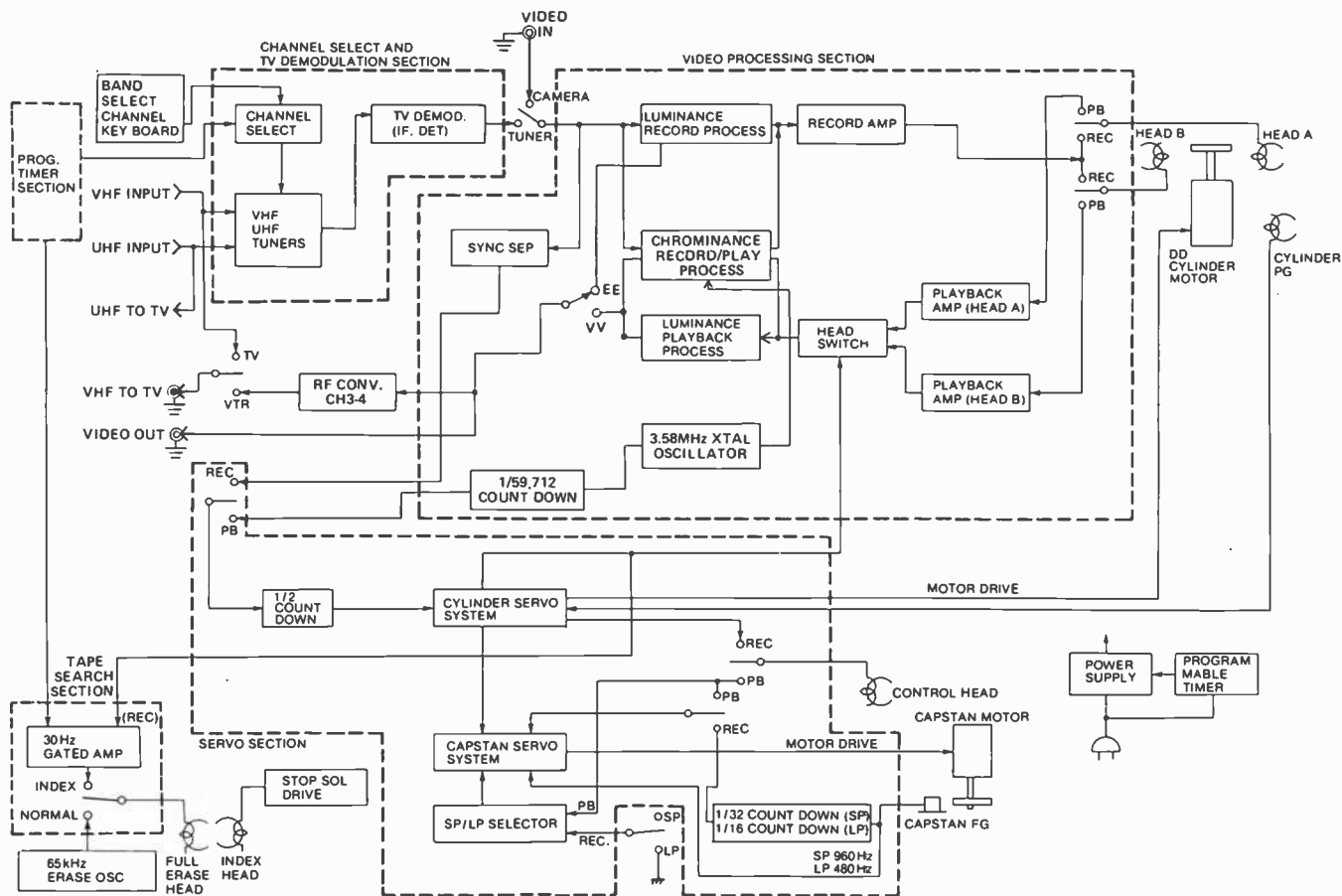
trace at the video output is a maximum 4.08 MHz with no loss of amplitude and excellent staircase linearity. This amounts to little more than straight channel passage through the PV-1400. (In the upper trace, you'll see some dropoff in the amplitudes of this multiburst information through the TV, but most of it's there, and the receiver has proven its 4-MHz capability at the video detector.)

In playback through the video jack (Fig. 4), overall response does extend beyond 3.02 MHz and may be usable to as much as 3.5 MHz. This suggests that video inputs and outputs offer considerably greater bandpass than the various tuners, i-f strips, and mod-

ulator/demodulators. This lesson should not be lost on those who want best resolution and definition in the picture, although the operator would have to use a *good* camera or some other straight video wideband device to take advantage of it. The upper trace shows a signal that has passed through the TV receiver.

As for grayscale tracking (Fig. 5), the eight steps of the B&K-Precision NTSC generator, which are supposed to be identical in amplitude, are actually somewhat erratic. All horizontal step portions are pretty much the same, however, even in the video output (lower trace). The receiver waveform at the top dutifully follows all

WHAT A VHS RECORDER LOOKS LIKE INSIDE



The tuner section supplies i-f amplifiers and video detector with broadcast information. Sync is taken off after the video input for any camera-pure composite video (baseband) that might be used for servo-system countdown. Video and chroma are converted to frequency modulation for the video output, the Ch. 3/4 r-f converter, and/or the recording amplifier and heads. Heads A and B are rotated at a constant 1800 rpm by the direct-drive cylinder motor, while the tape is moved at standard or long-play speed by the capstan motor.

Playback uses the same heads as does record. Head outputs are amplified and switched alternately depending on which is in contact with the tape. Video is recon-

verted from FM to AM, with chroma heterodyned from 629 kHz to 3.58 MHz once again. Taped results can be viewed through any slave television receiver on Ch. 3 or 4, or through the VCR's video output at baseband. If this is a re-recording, the 65- (or 67-) kHz erase head aligns the tape's magnetic field before the new recording and electronically wipes it clean.

There are various capstan control countdowns for standard and long play, with servo control feedback and frequency comparison. During operation, 60-Hz vertical sync pulses are divided in half so that 30-Hz control pulses reach the control head and are recorded on the tape's lateral control track. The stop solenoid actually re-

moves some dc power from the machine and stops it completely when ac power is interrupted or when the interaction of two or more events could cause damage.

When this occurs, all front-panel controls are reset to off. The PV-1400, has four heads instead of two. The larger pair gives better performance at the slower speeds, adequately covering the two diagonal tape tracks that represent two 262.5-line fields of information and constitute a single frame. There are 30 frames recorded or played each second.

Audio is processed in standard TV FM, with the same 65-67-kHz frequency that erases previous magnetic video *and* audio recordings, providing recording bias. ♦

ATARI® PERSONAL COMPUTER SYSTEMS THAT GROW WITH YOU



Start with a better computer.

Atari computers have built-in capabilities you can't even add onto many other personal computers. Three programming formats (ROM cartridge, disk and cassette). A 57 key upper/lower case ASCII keyboard with 29 keystroke graphics symbols, 128 colors and hues. Four separate sound channels and a built-in speaker. Four controller ports. A built-in RF

© 1980, Atari, Inc.

Ⓜ A Warner Communications Company

Atari reserves the right to make changes to products or programs without notice.

modulator and FCC approval for connection to any TV. Plus, nationwide Atari Authorized Service Centers. And more.

Add memory. The ATARI 800™ is supplied with 16K of memory. You can expand up to a full 48K of RAM with 8K or 16K Memory Modules™ you install yourself.

In less than a minute. The ATARI 400's™ 8K of RAM may be expanded to 16K at Authorized Service Centers. Both may be expanded to 26K of ROM with slip-in ROM cartridge programs.

Add peripherals. The ATARI 410™ audio-digital program recorder. Single or dual density* disk drives. The ATARI 800 individually addresses up to four drives. Add the ATARI 850™ RS232 Interface Module. Add high speed 40 or 80-column printers. Add an acoustic modem for remote data access. Add a light pen.* And there are more Atari peripherals on the way.

Add programs. Choose among dozens of programs in Atari's rapidly expanding software library. Programs categories include:

- Personal Finance & Record Keeping
- Personal Interest & Development
- Professional Applications
- Education
- Information & Communication
- Entertainment
- Programming Languages
- Small Business Accounting

Add it up. With Atari, you start with more. And you can build to more. Because Atari offers you personal computer systems that grow with you. Ask your Atari retailer to give you a full demonstration of Atari computers, peripherals and programs. Complete systems. Because when other people were thinking hardware and software, Atari was thinking systems.

*Available Fall, 1980



PERSONAL COMPUTERS

1265 Borregas Avenue, Sunnyvale, CA 94086


Call toll-free (800) 38-8547 (Except Alaska and Hawaii)

(In California: (800) 672-1404) for the name of your nearest Atari retailer.

CIRCLE NO. 7 ON FREE INFORMATION CARD



Your future in electronics depends on knowing microprocessors



To advance in the electronic-oriented world of today — and tomorrow — you need to understand microprocessors. Now, Heath/Zenith Educational Systems brings everything together in one complete, easy-to-follow self-instructional course on microprocessors — so you can gain the knowledge needed to secure your future in electronics.

Heath/Zenith's Microprocessor Course — as does every program in the Heath/Zenith Electronics Education line — reinforces each concept **FOUR** ways:

1. You **READ** clear, concise text material.
2. You **SEE** large, colorful visuals.
3. You **HEAR** audio cassette tapes which reinforce material presented in the text material and visuals.
4. You **PERFORM** programming and interfacing experiments, which give you hands-on experience in programming and interfacing microprocessors.

Sixty-two different electronic components are included, to make the Heath/Zenith Course an even better value. These parts are used in the hands-on programming and interfacing experiments.

The Heath/Zenith Microprocessor Course is backed by a Microprocessor Trainer, used to perform the experiments. Based on the popular 6800 microprocessor, this Trainer functions as a miniature digital computer. Built-in 1K ROM monitor program controls operation. Six-digit LED display provides address, data readout.

In the experiments, you work with actual components — to gain hands-on experience and confidence, and to make learning more effective.

Here is what you will know when you finish this easy-to-learn course:

Programming — including branching, algorithms and flow-charting.

The 6800 Microprocessor — including architecture, instruction set, addressing modes and interrupts.

Interfacing — with ROM, RAM, displays and switches, D/A and A/D converters; using the Peripheral Interface Adapter (PIA).
Number Systems and Codes, Microcomputer Basics and Computer Arithmetic.

Turn to pages 74 and 75 of the latest Heathkit Catalog for full details on the Microprocessor Course and Trainer — and our complete line of top-quality Heath/Zenith Courses.

If you don't already have a Heathkit Catalog, send for your free copy at one of the addresses below. Or pick up your copy at the nearest Heathkit Electronic Center* in the U.S. and Canada, where Heath/Zenith Educational Courses are displayed and sold.



Start on the road to your future in electronics with the award-winning Heath/Zenith Microprocessor Course.

Don't wait until tomorrow for knowledge you can learn today.

HEATH
ZENITH

Educational Systems

Dept 010-713, Benton Harbor, MI 49022

In Canada: contact Heath/Zenith Educational Systems.

1480 Dundas St. E., Mississauga, Ontario L4X 2R7

Also at Heathkit Electronic Centers from coast-to-coast.

*(*See the white pages of your phone book for the location nearest you. In the U.S., Heathkit Electronic Centers are units of Veritechnology Electronics Corporation.)*

the video-signal discrepancies of the lower trace.

In analyzing such distortion, remember that the grayscale here begins at blanking, next to the horizontal sync pulse, and extends upward to peak white until it reaches full-range modulation, or 100 IRE (Institute of Radio Engineers) units. Nonlinear staircases originate from quadrature distortion, itself caused by nonlinear diode-type envelope video detectors. These often generate color-subcarrier second harmonics, as well as errors in differential gain. The latter will produce, in aggravated instances, cross-modulation between chroma and luminance, usually seen as a modulated staircase. Normally, it is a product of apl, or average picture level, that relates principally to the brightness of each scene, and often results in actual image displacement. Here, the problems are not severe, but they do have a modest effect on the video output and overall chroma information.

Chroma tracking (Fig. 6) at the receiver (top trace) and from the player/recorder's video output (bottom trace) are very similar in most respects with a fairly squared-off horizontal sync pulse (denoting no low-frequency rolloff) and a sort of egg-shaped burst riding on the back porch of the adjoining horizontal blanking

pulse. Note, however, that all six color bars from both sources appear somewhat indistinct, without well-defined edges and normal impulse separation. This is due to traditional noise found in many VCRs and contributes to picture degradation. The cause could be poor tape, but more likely it arises in the electronics of the playback mechanism that restore chroma from its "beatdown" narrowband 629-kHz condition to the usual 3.58-MHz center frequency for video and receiver outputs.

Comments. Is this a good machine? Considering the constant evolution in video cassette recorders, of course it is! You don't have a somewhat imperfect stop frame for individ-

ual picture viewing and some other fancy gee-gaws, but there is relief from mechanical switches, a clock that keeps time during power outages, lights to tell what's going on and why, and, overall, a convenient and deluxe piece of equipment, responsive to your slightest command.

Furthermore, its appearance is more than attractive, and the silver-walnut coloring will match many of the television receivers on the market this Fall. Do you actually need 14 days of recording time? Perhaps not now, but in the future when you're taping instructions or shopping information from the cable or late-night broadcasts, this large time span might become quite handy. —Stan Prentiss


CIRCLE NO. 102 ON FREE INFORMATION CARD

MODEL PV-1400 VITAL STATISTICS

Tape speeds and recording times:	2 hr at 1.33 in./s 4 hr at 0.66 in./s 6 hr at 0.44 in./s
Ac power requirements:	42 W (record) 45 W (play)
Video bandpass (-3 dB):	3 MHz (average)
Audio bandpass (-3 dB):	100 to 7000 Hz
Weight:	27 lb
Dimensions:	19" X 14" X 5 3/8"

Notes: Plays and records at power inputs between 105 and 130 volts ac. All tests made in SP mode.

This chip changed your life.



This book tells you how. And why.

Understanding Microprocessors. From the Texas Instruments Learning Center. 288 pages. \$4.95.

Learn quickly and easily about the explosive impact microprocessors have had on electronics technology.

How the "miracle chip" works to make those things you use everyday — calculators, appliances, microwave ovens, stereos, tv, automobiles — even toys and games — do the remarkable things they do.

Understanding Microprocessors is the latest addition to the Texas Instruments Understanding Series™. All TI Understanding Series books are ideal for those who want to learn about today's technology — without having to devote years to the study.

Written in bright, clear, down-to-earth language, and fully illustrated, you'll find these books to be invaluable tools for your personal entry into the microelectronics revolution. See coupon for all details.

© 1980 Texas Instruments Incorporated

NOVEMBER 1980

- LCW8161 Basic Electricity and DC Circuits** \$19.95
1026 pages. Building blocks for a thorough working knowledge of DC circuits.
- LCB3361 Understanding Solid-State Electronics** \$3.95
270 pages — New 3rd edition. Individualized approach for learning microelectronic basics.
- LCB3311 Understanding Digital Electronics** \$3.95
265 pages. The springboard for a look into the fascinating world of today's electronic logic devices, circuits and systems.
- LCB4023 Understanding Microprocessors** \$4.95
288 pages. For the newcomer to microprocessors. What they are, what they do and how they work.
- LCB3321 Understanding Calculator Math** \$3.95
224 pages. Unlocks the real power of your handheld calculator — loaded with practical applications.
- LCB4521 Understanding Communications Systems** \$4.95
288 pages. Electronic Communications Systems — what they are, what they do, how they work.

Add sales tax, except AK, DE, MI, NH, OR.

Mail check or money order to Texas Instruments, P.O. Box 3640, M/S 84, Dallas, Texas 75285.

Orders in Continental U.S. shipped prepaid. Foreign orders: Prepaid in U.S. dollars only. Include shipping costs.

Prices subject to change without notice.

Name _____

Address _____

City _____ State _____ Zip _____

PEL-1180

TEXAS INSTRUMENTS
INCORPORATED 801098



Computer Bits

By Carl Warren

Radio Shack Shows Surprises

FOR more than a year now, a number of industry pundits have conjectured about what the Fort Worth, TX-based Radio Shack would introduce as its next generation microcomputer system. Everything from the mythical TRS-90, which was to be a machine based on 16-bit technology, to a machine costing less than \$500 was conjectured. The less-than-\$500 machine was introduced (PE Oct 1980) in the form of a timesharing terminal. It has, however, been reintroduced as a color system called the TRS-80 Color computer.

This unit is the basic Videotex® machine I discussed last month, and has application cartridges that add value in the form of games or useful household programs. Yes, the unit is programmable, too, and has a version of Microsoft BASIC written specifically for the MC-6809 microprocessor. The TRS-80 Color computer, is aimed at the low-end user market.

As an added feature, one can purchase a cassette interface for \$49 and either load software tapes from Radio Shack or make your own. Initially, Radio Shack is offering eight application tapes ranging from real estate to personal finance. The software tapes are priced from \$14.95 for a math drill to \$24.95 for the engineering packages.

Those of you who are expecting the demise of the TRS-80 Model I can guess again. The original Model I is still available and being manufactured! However, owing to FCC requirements, it is being carefully evaluated for continued manufacture, though it will be supported for as long as necessary. The unit that is designed to supplant the Model I is the Model III. This model is basically the same computer as Model I, but with some twists in the packaging.

The Model III is a Z80 system with integrated keyboard, CRT, memory

display format (64 × 16) as the Model I, and is designed for any Model I software (using a conversion program). Radio Shack officials see Model III as the ideal machine for the small office that needs strong computing capability for less than \$5000.

Even though Radio Shack has broadened its computer market with these introductions, it is also strongly supporting the Model II introduced last year. To enhance the Model II and the other units, they have developed, in conjunction with other unnamed companies, printers that support everything from general data processing to plotting.

The plotting printer is possibly the most exciting entrant. The printer/plotter is priced at \$1460 and is designed to interface directly to either the Models I, II, or III computer systems. The plotter/printer uses a pen system, thus eliminating ribbons, and prints caps and lower case.

North Below the Border. Recently, I had the good fortune to visit the magic makers at Microsoft in Bellevue, Washington. Vern Raburn squired me around the growing, yet crowded headquarters of the dynamic software house. He let me view some new developments they are working on, specifically on the system side of the house. That's where they build BASIC, FORTRAN, and other high-level languages. One product, UNIX, a very high-level operating system from Bell Labs, is being revised for microcomputers by Microsoft and adapted to their product structure. This is an extremely powerful O/S and might change the whole picture of microcomputer data processing in the very near future.

Vern is president of the Consumer Products Division of Microsoft, and as such is responsible for the development and marketing of application software and products such as the Z80 card I talked about in the August issue. The application software products sold by the division include items like a typing tutor, an adventure game, and an editor. Vern explained that most of the products are being developed for the Apple and TRS-80, with some plans to support units like the Heath H8 and H89.

Color Next Important Step.

While I was visiting Microsoft, I attended the SIGGRAPH conference held in Seattle. This is where manufacturers of graphics machines show their wares. This year color was the name of the game, with companies demonstrating terminals with as many as 4000 displayable hues.

Now these aren't the machines you buy for the home; but they are used by companies like Boeing for computer-aided design, and range in price from \$20,000 on up.

Apple was there in full force, dem-



Left to right are Radio Shack's TRS-80 Color Computer, the hand-held Pocket Computer, and the TRS-80 Model III.

The color unit isn't all that Radio Shack is offering for the early 80s though. Supporting the idea of computers for the consumer, the Fort Worth marketers have introduced the TRS-80 Pocket Computer. This \$249 hand-held unit, uses a liquid-crystal 24-character display, incorporates a Level I-type BASIC, and is program-

and expansion facilities. This design upgrades from the add-on bailing wire structure of the Model I. The Model III is base-priced at \$699 for a 4K RAM, Level I BASIC system. A full-blown, 32K RAM, double-density (175K bytes per disk) dual integrated disks, and Model III BASIC goes for \$2495. The Model III has the same

onstrating that they have color and graphics capability in the same plane as many of the "high-end" manufacturers. Reinforcing the strength of Apple was ABW Corp. of Ann Arbor, MI. This company demonstrated a device called Teksim[®], which is a read-only-memory (ROM) that plugs into the Apple computer. The \$475 device makes use of the Apple's high-resolution plotting capabilities to emulate a Tektronix 4010-type graphics terminal, but with color.


To place this in perspective for you,

the Tektronix line of graphics terminals are those that virtually every company tries to equal. The Tek terminals are of the monochrome type, but exhibit various degrees of gray scale and high resolutions. Consequently, a device that permits emulation of a Tex terminal, on a raster scan system such as an Apple, is definitely an achievement.

There is a caveat, though. The device is only valuable if you can use it. I don't recommend buying the Teksim just to buy it, but if you are doing

computer graphics on the Apple, and need the enhanced functions that Teksim provides, then by all means add it to your system.

Following this philosophy of purposeful products is Godbout electronics. Bill's latest entry into the S-100 world is called Spectrum[®]. It is a board designed to give you color graphics capability for less than \$400. It can fit into any memory location you have available and delivers composite NTSC video. Although Godbout doesn't tout it, the board is capable of 2D transforms and simulated motion. Bill sees the Spectrum as an ideal board for use in process-control systems—specifically those controlled by an S-100 bus computer system.



Teach your Cat[™] new tricks.

How do you get the best possible performance out of your acoustic modem? It's easy.


First, you start with the best—a Cat acoustic coupler, the largest selling acoustic in the world. It's the finest made, and priced at just \$189.

Second, open up your phone's handset, take out the old carbon mike—and slip in a new Super Mike.

That's it. No more carbon granule packing problem. No more data distorting second harmonics. Now you've got pure, clear data transmission that's up to 5 times better.

Super Mike. At \$9.95, it's a cheap trick.

From Novation. The recognized world leader in personal communications.



Super Mike[™] by Novation

Call for details:

(800) 423-5410

In California (213) 996-5060

Available at Avnet Electronics, Hamilton Electro, Hamilton Avnet, Kierulff Electronics, Byte Shops, Computerland, and your local computer store.

Novation, Inc., 18664 Oxnard Street, Tarzana, California 91356

CIRCLE NO. 54 ON FREE INFORMATION CARD

MORE INFORMATION

For additional information about products and services mentioned here, contact the companies directly.

ABW Corporation
Box M1047
Ann Arbor, MI 48106
313-971-9364

Dave Nutting Assoc.
527 West Golf Rd.
Arlington Hts, IL 60005
312-956-0710

Godbout Electronics
Bldg. 725, Oakland Airport
Oakland, CA 94614
415-562-0636

Microsoft, Consumer Products Div.
10800 NE 8th St., Suite 507
Bellevue, WA 98004
204-454-1315

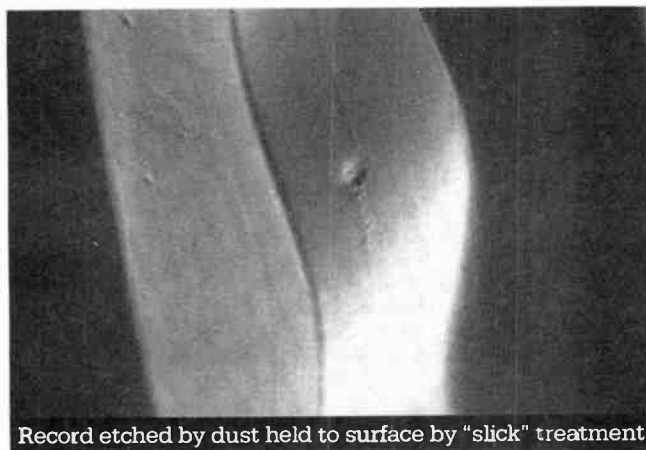
Radio Shack
1800 One Tandy Center
Box 17180
Forth Worth, TX 76102
817-390-3700

I was under the impression that the Bally microcomputer system was no longer in existence, but at SIGGRAPH, Dave Nutting Assoc. was demonstrating a Bally with their Grafix image editor. This software was powerful and worked well with digitizer tablets and light pens. Nutting did have a machine called the UV1 ZGrass University Machine that is Z80 based and can work in a time-sharing environment. They quote a price of \$2395, but like many machines of this type it all depends on options. I don't know the price of the Bally or even if it was for sale. If you're interested, you might contact the company directly. ◇

Record Care, Part 1:

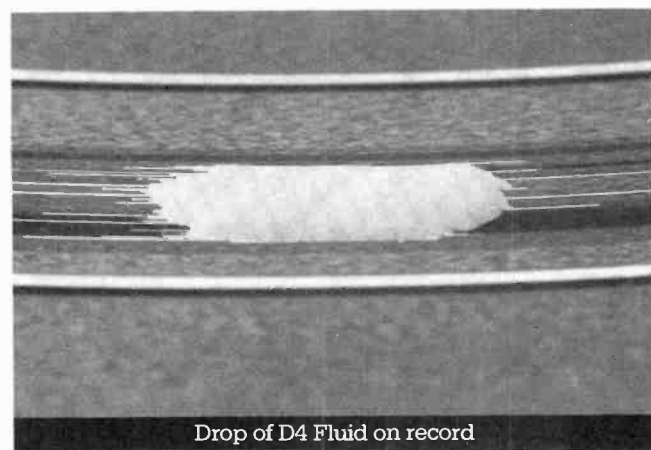
Aqueous Cleaning vs. Organic Solvents

Electron microscopy (Figure 1) shows the principal cause of record wear: small particles of microdust, deposited from the air by gravity, are ground along the record groove by the stylus. Surface noise goes up. Sound quality goes down.



Record etched by dust held to surface by "slick" treatment

Figure 1

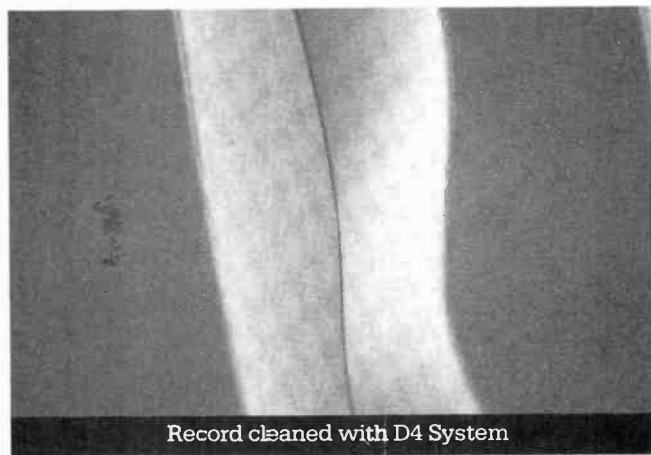


Drop of D4 Fluid on record

Figure 2

Figure 2 shows a drop of the aqueous Discwasher D4 Fluid, literally lifting dust and contamination out of record grooves. The extraordinarily complex D4 Fluid uses water pure enough for kidney dialysis, along with eleven chemically engineered additives that still results in lower dry-weight residue than most tap water. This formula is amazingly high in cleaning activity, uniquely safe for vinyl and vinyl additives, and preferentially "carries" contamination into the new Discwasher D4 pad.

In some record care products, organic solvents are used rather than water. Organic solvents such as ozone-gobbling chlorofluorocarbons, petroleum distillates (hexane, heptane) and alcohol concentrates are indeed speedy extractors and delivery solvents. They evaporate fast. Some organic solvents can dissolve vinyl stabilizers. Organic solvents may leave a "slick" looking record by treating the disc with other compounds carried in the solvent mix. In doing so, record contamination may also be dried back onto the disc in a nice even layer. Dust is often "held" to the record surface by "treatment."



Record cleaned with D4 System


Figure 3

Electron micrograph (Figure 3) shows a record cleaned with the Discwasher D4 System. High technology record care leaves only a clean surface.



discwasher®
PRODUCTS TO CARE FOR YOUR MUSIC

Discwasher, Inc., 1407 N. Providence Rd., Columbia, MO 65201




Computer Sources

By Leslie Solomon
Senior Technical Editor

Hardware

Apple Music. The MusicSystem is designed for Apple II computers and produces 16 voices including the generation of the sounds of real musical



instruments. The accompanying Editor program permits graphical input of sheet music using standard music notation. The Player utility permits polyphonic performance of musical compositions. Stereo output is provided. Address: Mountain Computer Inc., 300 Harvey West Blvd., Santa Cruz, CA 95060 (Tel: 408-429-8600).

S-100 APU. The MemTech Arithmetic Processing Unit interface features floating-point multiply performed in 56 microseconds, 41 trig and exponential functions, and automatic floating point normalization and error codes. It is jumperable as any pair of I/O ports on an S-100 bus. It provides a considerable speedup for both FORTRAN and BASIC. \$390 (multiply in 84 μ s), \$460 (multiply in 56 μ s). Address: MemTech Co., 4891 Clairemont Mesa Blvd., San Diego, CA 92117 (Tel: 714-292-1219).

Cryptograph. The Cryptographic Primer Kit includes an RS-232 Interface Cryptographic Board that attaches to the RS-232 port of a computer and accepts 300 baud data. The user inputs the 64-bit cryptographic key from the terminal. The board contains the WD20001F implementation of the NBS Data Encryption Standard. A Cryptographic Primer that describes the software implementation, an assembly manual, and the

book "Codebreakers" by David Kahn are included with the kit. \$395. Address: Western Digital, 3128 Redhill Ave., Newport Beach, CA 92663 (Tel: 714-557-3550).

AIM-65 Enclosure. Made from high-strength ABS plastic, this enclosure for the AIM-65 computer comes with mounting hardware, wire, and switches, and is ready for assembly. All parts are precut and drilled. Room is left for two additional boards. \$49.95 plus \$2.50 shipping/handling. Address: Don-El Enterprises, 3261 Michigan Ave., Costa Mesa, CA 92626 (Tel: 714-546-7481).

SS-50 Double Density. The DCB-4 Disk Master is an SS-50 bus double-density controller board that allows 336K bytes of storage on a single minifloppy, and is capable of handling up to four 5 $\frac{1}{4}$ " or 8" drives simultaneously. It includes DOS-68B or 69D, is fully compatible with hard-disk systems, and allows users to select either single- or double-sided operation, single or double density data, stepping rate, 35- or 40-track operation, etc. It occupies only 16 bytes of memory space and can read/write a single sector by itself. An on-board buffer allows full interrupt capability and once data has been initiated, no further processor time is required. \$449. Address: Smoke Signal Broadcasting, 31336 Via Colinas, Westlake Village, CA 91361 (Tel: 213-889-9340).

TRS-80 to 488 Bus. The Model 488-80B Interface Adaptor allows any TRS-80 Model I having 16K of RAM and level 2 BASIC to be used as a GPIB-488 controller. The machine-language program provided with the device interacts with Level 2, Level 3, or disk BASIC. \$225. Address: Scientific Engineering Labs., 11 Neil Drive, Old Bethpage, NY 11804 (Tel: 516-694-3205).

S-100 I/O Ports. The Model 4P4S Parallel-Serial I/O board combines four parallel bi-directional data ports with full handshaking and interrupt control. In addition, there are four serial RS-232 I/O ports and room for prototyping. The board is mapped as 16 consecutive I/O ports and will work with any Z80, 8080, 6800, 6802, 6809, 6502, or 8085 IEEE standard S-100 products. \$199. Address: MicroDaSys, Box 36215, Los Angeles, CA 90036 (Tel: 213-731-0876).


WH89 CP/M. This plug-in modification for the Heath Z89/WH89 makes it possible to use CP/M as well as HDOS. Up to two additional disk drives can be added to the modified computer allowing a total capacity of 306K of storage. The modification kit

with CP/M 1.4 Operating System and documentation is \$249. Address: Magnolia Microsystems, 2812 Thorn-dyke Ave. West, Seattle, WA 98199 (Tel: 206-285-7266).

Apple Light Pen. The Lipson Light Pen connects to an Apple II game paddle connector and uses a cadmium-selenide cell for light detection. This allows the measurement of varying intensities of light. Besides a 48-page manual, a number of integer and Applesoft BASIC programs are included to make use of the high-resolution graphics, sound, and color. \$24.95. Progressive Software, POB 273, Plymouth Mtg., PA 19462.

Atari Printer Interface. This Parallel Printer Interface can be used with the Atari 400 or 800 computers and connects via the front-panel controller jacks. The board is small enough so that it does not interfere with normal keyboard operations and a three-foot ribbon cable connects to the printer. A short machine language program directs all LPRINT outputs to the printer interface. The interface works with BASIC, DOS, and Assembler/Debug. \$69.95. Address: Macrotronics Inc., 1125 Golden State Blvd., Suite G, Turlock, CA 95380 (Tel: 209-667-2888).

SS50 I/O Ports. The GIMIX 2 Port Serial ISO board has two independent RS-232 compatible I/O ports with handshaking on a single 30-pin board. It features independent baud



rate and interrupt for each port and uses the 6850 ACIA. The board is compatible with both the SS50 (4 addresses per slot) and the SS50C (16 addresses per slot). \$128.43 less cables. The GIMIX 8 Port Serial I/O board has eight independent RS-232 ports with handshaking on a single 50-pin board. It features selectable baud rate for each port, extended address decoding for SS50C, selectable interrupts, and also uses the 6850 ACIA. \$318.46. Address: GIMIX Inc., 1337 W. 37th Pl., Chicago, IL 60609 (Tel: 312-927-5510).

PROM Programmer. The PP-2532 TMS2532 EPROM programmer is a complete programming package that connects, via a 4-foot ribbon cable, to



Time & Money. Commodore®, Atari® & Apple® users get more with VisiCalc™ software.

A financial VP in Massachusetts is cutting the time it takes to prepare month-end reports from three days to three hours.

A California company is replacing most of its time-share computer service with a personal computer and VisiCalc, saving at least \$30,000 the first year.

Thousands of other personal computer users are also sold on how VisiCalc is increasing their productivity. Besides saving time and money, they're simplifying their work and getting more information that helps them make better decisions. A typical user reaction comes from a New York dentist:

"VisiCalc has become an integral part of my business"

VisiCalc displays an "electronic worksheet" that automatically calculates nearly any number problem in finance, business management, marketing, sales, engineering and other areas. The huge worksheet is like a blank ledger sheet or matrix. You input problems by typing in titles, headings and your numbers. Where you need calculations, type in simple formulas (+, -, X, ÷) or insert built-in functions such as net present value and averaging. As quickly as you type it in, VisiCalc calculates and displays the results.

"I am extremely impressed with VisiCalc's capability, flexibility and orderly presentation of instructions."

So writes the director of a New York corporation. He appreciates VisiCalc's powerful recalculation feature. Change any number in your model and instantly all numbers affected by that change are recalculated and new results are displayed. You can ask "What if . . .?" analyzing

more alternatives and forecasting more outcomes. It really increases your decision-making batting average!

When you finish, you can print a copy of the worksheet just as it appears on the screen and/or save it on diskette.

"I like VisiCalc's ease of use."

That response comes from a Utah businessman using VisiCalc for production forecasts, financial report ratio analysis and job cost estimating. Ease of use is VisiCalc's best-liked feature. It's designed for a non-programmer, and has an extensive, easy-to-understand instruction manual.

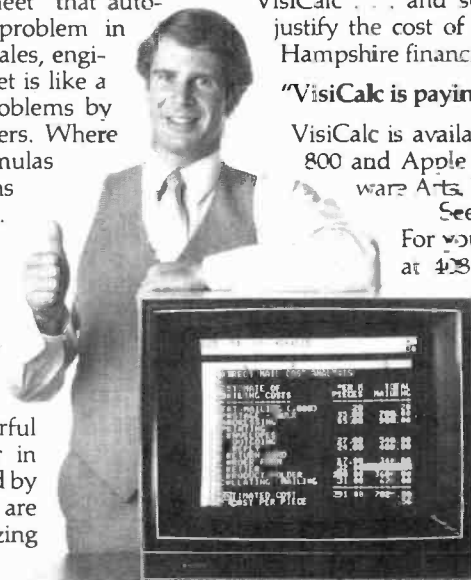
Users also like solving a wide variety of problems with VisiCalc . . . and solving them their way. VisiCalc can even justify the cost of a personal computer, according to a New Hampshire financial analyst:

"VisiCalc is paying for itself over and over."

VisiCalc is available for 32k Commodore PET/CBM, Atari 800 and Apple disk systems. VisiCalc is written by Software Arts, Inc.

See VisiCalc at your Personal Software dealer. For your dealer's name, call Personal Software Inc. at 408-745-7841, or write 1330 Bordeaux Drive, Sunnyvale, CA 94086.

While there, see our other Productivity Series software: Desktop Plan and CCA Data Management System. They're like time on your hands and money in the bank.



Commodore is a registered trademark of Commodore Business Machines Inc., Atari is a registered trademark of Atari Inc., Apple is a registered trademark of Apple Computer Inc.

Circle No. 62 on Free Information Card

**PERSONAL
SOFTWARE**

any read-only PROM socket. Data is sent via the eight lower address lines to the programmer. No additional power supplies are required, and all timing and control sequences are handled by the programmer. Each programmer comes with an internal dc-to-dc switching regulator and a zero-insertion-force socket. \$295. Address: Oliver Advanced Engineering, Inc., 676 West Wilson Ave., Glendale, CA 91203 (Tel: 213-240-0080).

Software

Statistical Analysis for TRS-80. For Level II or disk BASIC, this package consists of 13 programs. Ten describe data sets and conduct statistical data analysis, two are utility programs for preparing, updating, and listing data files, and one aids in the selection of data samples. Program names include Tape Data Files, Disk Data Files, Random Sample, Descriptive Statistics, Histogram, Frequency Distribution, Analysis of Variance, T-Test for Matched Pairs, Correlation and Linear Regression, Multiple Linear Regression, Time Series Analysis (two), and Chi Squared Analysis. Available at Radio Shack Computer Stores for \$39.95.

BASIC Precompiler. EZ-CODER is a BASIC precompiler that can be used with a North Star system. It features a self-documenting BASIC, allows mnemonic variables of arbitrary length, and tables for line references. Complete cross-referencing of all variables, labels, and user-defined functions are permitted. Source files are created using a built-in text editor. The precompiler produces North Star compatible code for use with North Star BASIC. \$79. Address: Demerco Industries, Box 2396, Van Nuys, CA 91404.

Altair CP/M. Used by the Altair 8800 and MITS 3202 disk systems, this approach takes full advantage of the 300K plus capacity per diskette with no changes to the hardware. The use of CP/M allows languages such as C, COBOL, FORTRAN, PASCAL, etc., to be run immediately. Address: Lifeboat Associates, 2248 Broadway, New York, NY 10024 (Tel: 212-580-0082).

Extended Z80 Operations. The PDS Z80/8080 assembly language development system has been extended to include an additional 96 Z80 operations heretofore undisclosed. These implement four additional byte registers by allowing access to the two halves of the index registers. The PDS includes a relocating

macro assembler, interactive editor/assembler, trace debug/monitor, text editor, linkage editor, and a relocating loader. \$99 for North Star, or CP/M on 8-inch soft sector or 5-inch 10- or 16-hard-sector diskette. Address: Allen Ashley, 395 Sierra Madre Villa, Pasadena, CA 91107 (Tel: 213-793-5748).

Language Teacher. Featuring French, Spanish, German and Italian, the Language Teacher operates from a TRS-80 Model I disk system. The drill-learning format features language-to-English and vice versa and offers hundreds of word combinations, phrases and verb conjugation forms to challenge the student. It also allows print-out of multiple-choice tests and has a full quiz diagnostic routine. \$19.95. Address: Acorn Software Products Inc., 634 North Carolina Ave., S.E., Washington, DC 20003 (Tel: 202-544-4259).

Flight Simulation. The A2-FS1 (Apple II) and T80-FS1 (TRS-80) are visual flight simulators that offer a real-time, 3D, "out of the window" view of the flight. The view is updated



three times per second. The viewed panel contains all the instruments required under Part 91 of the FAA Regulations for visual flight. It also includes a stall warning, turn indicator, radar screen, ammo indicator, and control position indicators. Other (keyboard) controls include throttle, brakes, bomb drop, machine guns, high-low world, and declare war. An airborne battle game is included. Requires 16K of RAM. Cassette is \$25, diskette is \$33.50. Address: Sub Logic, Box V, Savoy, IL 61874 (Tel: 217-359-8482).

6800/6809 DOS. The FLEX Disk Operating System for 6800 and 6809 systems supports such features as dynamic filespace allocation, random and sequential file accessing, user startup facility, user environment control, English error messages, and over 20 disk operation commands. It requires a 256-byte soft-sectored diskette, and includes an editor and assembler. \$150. Address: Technical Systems Consultants, Inc., Box 2570, West Lafayette, IN 47906 (Tel: 317-463-2502).

Accounts Receivable. ACCT-M2 for the TRS-80 consists of five programs for almost any small business. The user can specify parameters such as company name and address, late charge policy, etc. It can sort customers by name, and you can add, inquiry, delete, and adjust transactions and customer information. Transaction can be paid or unpaid invoice, credit, debit or payment. Subcommands allow search, display, print, and updating of records. Order entry allows multiple items to be entered and an invoice can be printed if desired. Many other customer related functions are also included. Special features include form input, live keyboard, double-precision arithmetic, fast SHELL sort, audit log, error trapping formatted date and numeric output, I/O buffering and blocking and a number of management options. \$149. Address: Micro Architect, 96 Dothan St., Arlington, MA 02174.

British PASCAL. Available on IBM 3740 format 5" or 8" diskettes to run under CP/M, this is a full standard PASCAL, and uses as little as 32K to run. With linker and relocatable files, the package can handle complex problems. This PASCAL was developed in Great Britain. Address: Transam Components Ltd., 12 Chapel St., London, NW1 5DH, Eng.

Utilities. DISK FIX is a general-purpose disk utility for MITS/Pertec disks that allows any sector of an unmounted diskette to be examined, edited or rewritten. It will copy an entire diskette in less than two minutes. Check sums for each track assure data reliability. It requires an 8080, 32K of memory, floppy-disk drive (two drives for DISKCOPY). \$95. **SELECT/MWP** provides for copying selected records from a miniword processing name-and-address file to a new file as determined by the operator. Requires an 8080/Z80 with 48K and disk. Uses CP/M. \$95. **TX/RX** (transmit-receive) provides computer-to-computer communication for 8080/Z80 machines at up to 19,200 baud. The receiver is capable of continuous unattended operation and the transmitter operates in the batch mode. Uses CP/M. \$195. Address: The Software Store, 706 Chippewa Square, Marquette, MI 49855 (Tel: 906-228-7622).

OSI Sort. BPSort is a high-speed disk file sort utility for Ohio Scientific OS-65U operating system. It is written in assembly language and uses a Shell-Metzner sorting algorithm. \$124. Address: BPS, 322 W. 57th St., New York, NY 10019 (Tel: 212-765-0815).

Get your hands on the current issue of MONEY Magazine (for you, it's free) and get ready for a big surprise.

It works. Because it fights for you, for your money, your future. It means living better and smarter—and going farther, faster. MONEY makes it happen—and helps you make the most out of every dollar you earn, save, spend, invest and enjoy.

MONEY is the family finance magazine from the publishers of TIME and FORTUNE... the once-a-month inflation fighter, bargain hunter and investment guide all in one... the dollars-and-sense magazine for anyone who's had it with inflation, taxes, the energy crunch. With food prices, housing costs and triple digit gas.

Stop and Think... about Yourself!

You want to enjoy your hard-earned money, right? Just mail the attached card and get the first issue of MONEY free... along with a full

year (12 monthly issues) at our basic subscription price of only \$19.95. That's 13 issues in all. And each and every month you'll get news you can use. Learn how to...

... make money in a recession • get into tax shelters • save 20% off food, 50% on clothing • ride the real estate boom • save around the house • win on Wall Street...

SPECIAL REPORTS Every Issue!

MONEY also means a Special Report every month—an issue-within-an-issue—on subjects ranging from *Taxes, Real Estate and Investments* to *New cars, Inflation and Vacations*... with just the kind of in-depth, on-target information you can use right now (and keep as a valuable reference tool for the future). Then MONEY takes you to *Wall Street* and Washington via two timely newsletters each month... and regular features like *One Family's Finances* (candid tales of typi-


cal American households and their budgets), *MONEY Helps* (the editors' practical advice to readers' questions), and *Shopping Guide* (what's new and news, good and bad) provide page after page of sound advice, specific information, and no-nonsense reading.

A FREE GIFT—Right Now!

There's a special dividend when you mail that attached card (or call the toll-free number below): MONEY's practical 44-page *Guide to Personal Money Management*... a fact-filled book from the editors of MONEY that tells you how to survive an IRS audit, make 10% on your checking account, put together your retirement and much much more. It's our gift to you just for ordering MONEY Magazine today.

Do it today! For yourself! Call for MONEY toll-free 800-621-8200 (in Illinois 800-972-8302).

If money is a big issue for you, Try This One-FREE!





Courtesy RCA

PHONOGRAPH PLAYBACK

It's better than you think!

The vinyl disc, being seriously challenged by new technologies, is still a strong competitor

BY THE DISCWASHER RESEARCH STAFF*

THE vinyl-disc playback system (VPS)—the phonograph record and the components used to manufacture and play it—stands challenged by newer technologies. Therefore, understanding its strengths and weaknesses looms great in importance. How good is the system? How long can the disc be expected to last? How can its original quality be preserved? Can the overall system be significantly improved?

On the basis of research findings so far, the VPS can be said to have the ability to store and redeliver on home high-fidelity equipment with a quality surpassing that of all other systems extant or projected at this time—including digital. For example, certain well-pressed audiophile discs have noise floors of about -76 dB re RIAA zero

VU. Adding to this the $+12$ dB or so headroom that most high-quality phono cartridges can successfully track gives a peak S/N ratio of 88 dB. Not only does this exceed the 84-85 dB claimed by a projected 14-bit digital disc playback system, it rivals the 90 dB claimed for digital tape systems.

A normal European pressing was found to contain recoverable modulations on the order of 0.434 nanometer, about $1/450$ the wavelength of violet light. The recorded signal, in this case, was the 19th harmonic of a 900-Hz violin tone (17.1 kHz), at about -70 dB. A normally produced disc of U.S. manufacture was found to have a residual noise level of -68 to 70 dB, for a total dynamic range of about 80 dB.

It may seem surprising that a stylus can sense such fine low-amplitude modulation when its very passage through the groove deforms the vinyl by a much

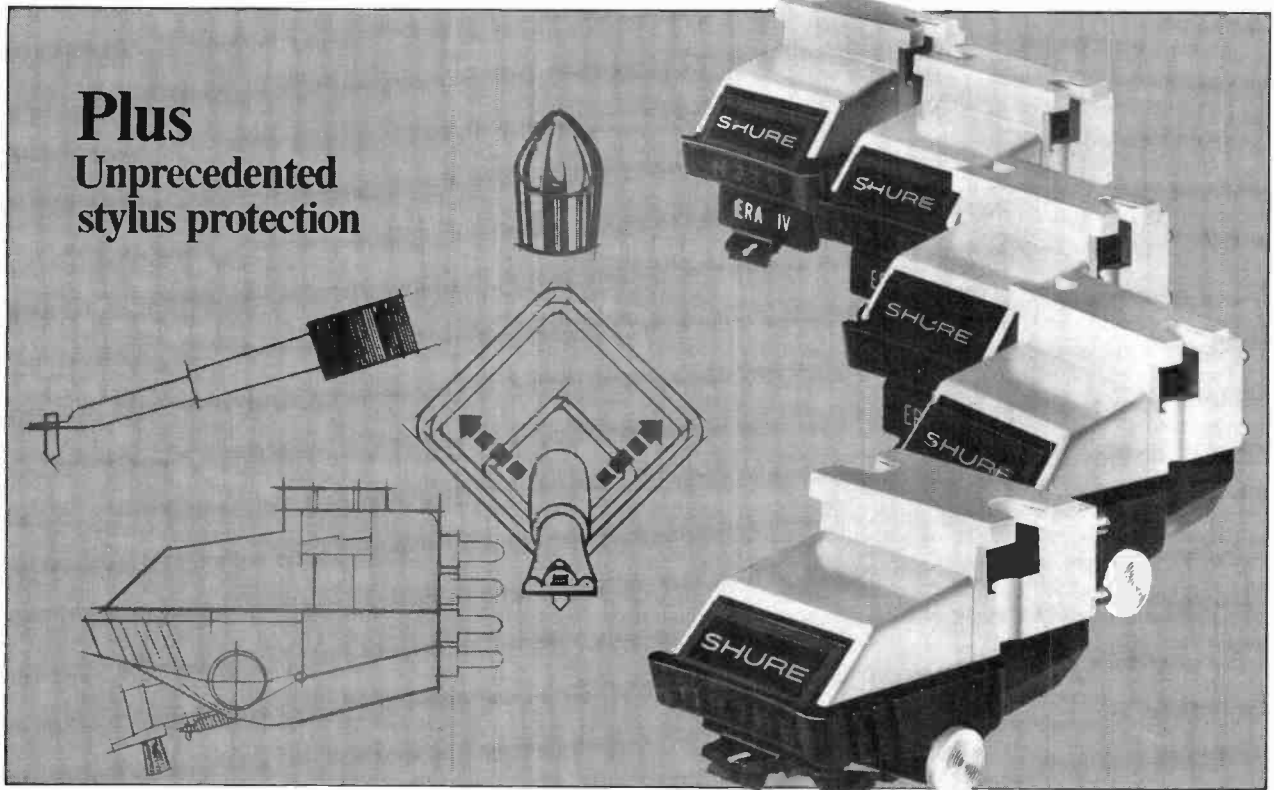
greater amount, typically 250 nanometers. Perhaps even more surprisingly, the modulation is durable and withstands many passes of the stylus. But vinyl is, in fact, quite elastic and readily returns to its original shape, provided that the contact pressure is not too great. The stylus is in much the same situation as the legendary princess who could feel a pea through a thick layer of mattresses.

Interestingly, a digital recorder does not do a very precise job of capturing low-level signals either. A 16-bit system with a 50-kHz sampling rate would catch slightly less than 3 samples per cycle of the 17.1-kHz violin harmonic mentioned earlier. Because of its low level, the tone would be encoded to only a 3-bit accuracy, placing it perilously close to the level of quantizing noise, which has a far more annoying spectrum than ordinary white noise.

Bandwidth is another area in which

*B. R. Maier, R. D. Fay, J. R. Again, B. A. Hutchins, R. L. Pruitt, & J. M. Risch

fact: five new Shure Cartridges feature the technological breakthroughs of the V15 Type IV



the M97 Era IV Series phono cartridges

Model	Stylus Configuration	Tip Tracking Force	Applications
M97HE	Nude Hyperelliptical	¾ to 1½ grams	Highest fidelity where light tracking forces are essential.
M97ED	Nude Biradial (Elliptical)	¾ to 1½ grams	
M97GD	Nude Spherical	¾ to 1½ grams	
M97EJ	Biradial (Elliptical)	1½ to 3 grams	Where slightly heavier tracking forces are required.
M97B	Spherical	1½ to 3 grams	For 78 rpm records.
78 rpm Stylus for all M97's	Biradial (Elliptical)	1½ to 3 grams	

Shure has written a new chapter in the history of affordable hi-fi by making the space-age technological breakthroughs of the incomparable V15 Type IV available in a *complete line* of high-performance, moderately-priced cartridges: the M97 Era IV Series Phono Cartridges, available with five different interchangeable stylus configurations to fit every system and every budget.

The critically acclaimed V15 Type IV is the cartridge that astonished audiophiles with such vanguard features as the Dynamic Stabilizer—which simultaneously overcomes record-warp caused problems, provides electrostatic neutralization of the record surface, and effectively removes dust and lint from the record—and, the unique telescoped stylus assembly which results in lower effective stylus mass and dramatically improved trackability.

Each of these features . . . and more . . . has been incorporated in the five cartridges in the M97 Series—there is even an M97 cartridge that offers the low distortion Hyperelliptical stylus! What's more, every M97 cartridge features a unique lateral deflection assembly, called the SIDE-GUARD, which responds to side thrusts on the stylus by withdrawing the entire stylus shank and tip safely into the stylus housing before it can bend.

**NEW! M97 Series Era IV Phono Cartridges . . .
Five new invitations to the new era in hi-fi.**



Shure Brothers Inc., 222 Hartrey Ave., Evanston, IL 60204 In Canada: A. C. Simmonds & Sons Limited
Outside the U.S. or Canada, write to Shure Brothers Inc., Attn: Dept. J6 for information on your local Shure distributor.

Manufacturers of high fidelity components, microphones, sound systems and related circuitry.

the VPS excels. Digital systems are rigidly limited to signals whose frequencies are less than one-half the sampling rate. At present, the maximum sampling rate that can be provided at reasonable cost appears to be 50 kHz. This limits practical signal bandwidth to about 22 kHz or less, depending on how complicated a low-pass filter is used. The VPS, on the other hand, is known to possess a bandwidth on the order of 45 kHz. While few human beings can hear anything above 15 to 25 kHz, depending on the individual, there is some evidence that trained listeners sense the absence of such frequencies if the audition period is sufficiently long. Studies showing that listeners do not miss anything above 15 kHz have used relatively short auditions.

Weakness of the VPS. Like any information-storage system, the VPS can allow errors to occur. First, it is not certain the groove cut into the master disc will correspond exactly to the information to be preserved. Second, the modulation cut into the master may not be accurately duplicated through all the manufacturing stages leading to the final pressing. Third, the playback equipment may misbehave and not trace the modulation accurately, or, if it accomplishes that successfully, fail to translate it into a correct electric signal. In general, there are more of the errors of the third category.

Playback discrepancies can be perceived as changes in distortion and also as losses of low-level signals. According to previous literature, playback problems can be attributed to tracing distortion, poor stylus scanning radius, incor-

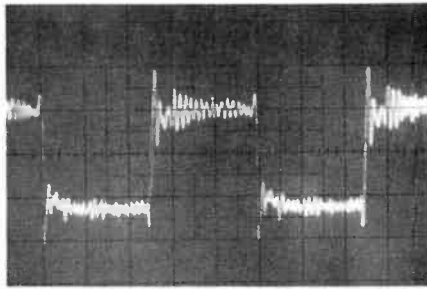



Fig. 1. Oscilloscope trace (above) of cartridge output from a 1-kHz square-wave band of a CBS STR-112 test record. "Ringing" at 41 kHz is evident. Fig. 2 (right) shows an electron micrograph of the test record groove. Note how the ripples in the groove correspond to the "ringing" signal observed in Fig. 1.



rect stylus rake angle (SRA) or vertical tracking angle (VTA), poor stylus/groove interface, and characteristic electromechanical properties of a particular cartridge, such as resonances.

Problems of the playback equipment are usually evaluated by means of test records containing known signals that can be examined via distortion analysis or an oscilloscope after they have been played by the cartridge. It is extremely important to know whether any given cartridge output corresponds to the recorded modulation or is an artifact of the playback process. Research has shown that test records often suffer from inaccuracies in frequency response. (See Stereo Scene, December, 1979.) It was decided, therefore, to "fingerprint" the various test records by analyzing the high-frequency spectra of recorded sine and square waves.

Fig. 1 shows an oscilloscope trace of a cartridge playing a 1-kHz square wave from a CBS STR-112 test record. The trace shows a disruption at 41 kHz, consisting of a characteristic "ringing" that many magazine reviewers have attributed to resonances in cartridges they have tested over the past 10 years. To examine this hypothesis, the disc was played at a speed different from the standard 33 1/3 rpm. If the ringing were an artifact of the cartridge, its frequency would remain fixed; if recorded onto the disc, its frequency would change in proportion to the difference in speed.

As the frequency did change, it was concluded that the "ringing" was cut into the disc and the cartridge that reproduced it was actually outperforming one that did not. Subsequent examination of the groove walls by electron microscopy showed the ringing signal clearly. Note how the ripples at the beginning and end of the flat portion of the square wave shown in Fig. 2 correspond to the large displacements in the oscilloscope trace. This ringing is a characteristic of the Westrex lathe cutting system used in the production of the CBS STR-112 test record! Test records of other manufacture with square waves show no such ringing.

Another classic misrepresentation of the actual VPS occurs in state-of-the-art playback testing procedures. Most audiophiles know that mistracking should be avoided like the plague. Mistracking, however, is not always a brittle, total disruption of playback events, but may be a gradual nonlinear occurrence. Such "soft mistracking" (Fig. 3) can occur on many passages of a record. Spectrum analysis of soft mistracking shows a low-level series of harmonics generated at multiples of the fundamental frequency. These are a result of reduction rather than total loss of stylus groove contact. The most frequent cause of soft mistracking is incorrect compensation for

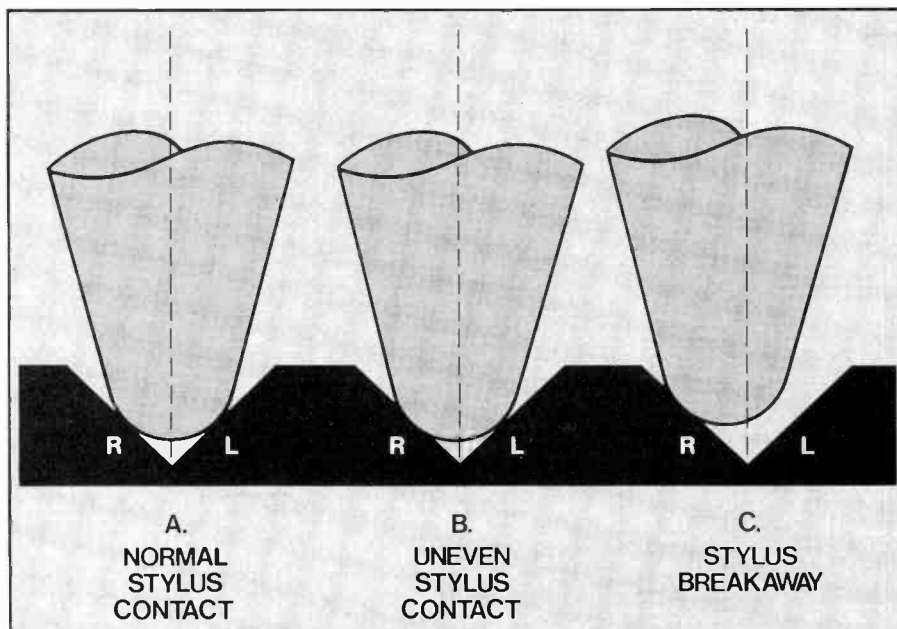


Fig. 3. Varying conditions of contact between stylus and record groove. In soft mistrack (B), stylus force is unevenly distributed between groove walls.

skating force and mild record warps.

Experiments using a spectrum analyzer on a test record with an IM distortion band (a 4-kHz test tone modulated by a 400-Hz tone) provided some interesting results. Sideband frequencies spaced 400 Hz apart on either side of the 4-kHz peak are true IM distortion. Heavily mistracked IM signals produce additional peaks at 400-Hz intervals which appear under spectrum analysis as a "picket fence" of spikes. These spikes (Fig. 4) have been incorrectly termed IM distortion. Actually, it can be shown that these picket-fence side bands are not IM at all, but mistracking of the 400-Hz test tone. These spikes precisely mask and accentuate the true IM sideband products and explain how mistracking has been previously confused with IM distortion. Theoretical models of the oscillographic data of this mistracking event can be developed. A mathematical model based on the velocity-related output of a Denon DL-303 moving-coil cartridge with verification using a Stax CP-X condenser cartridge that directly interprets stylus displacement led to the conclusion that the picket fence of Fig. 4 may occur as a stylus encounters a highly modulated groove.

Figure 5 is a drawing of a monophonic sine-wave groove. The mechanical impedance of the cartridge (stiffness) causes the stylus to ride up the groove wall (A) as the stylus tries to make a "tight turn." Progressively, the stylus loses pressure with the opposite groove wall (B) until a total loss of contact occurs. The stylus tip rides up on the wall until the vertical tracking force (VTF) catches up with the eccentric

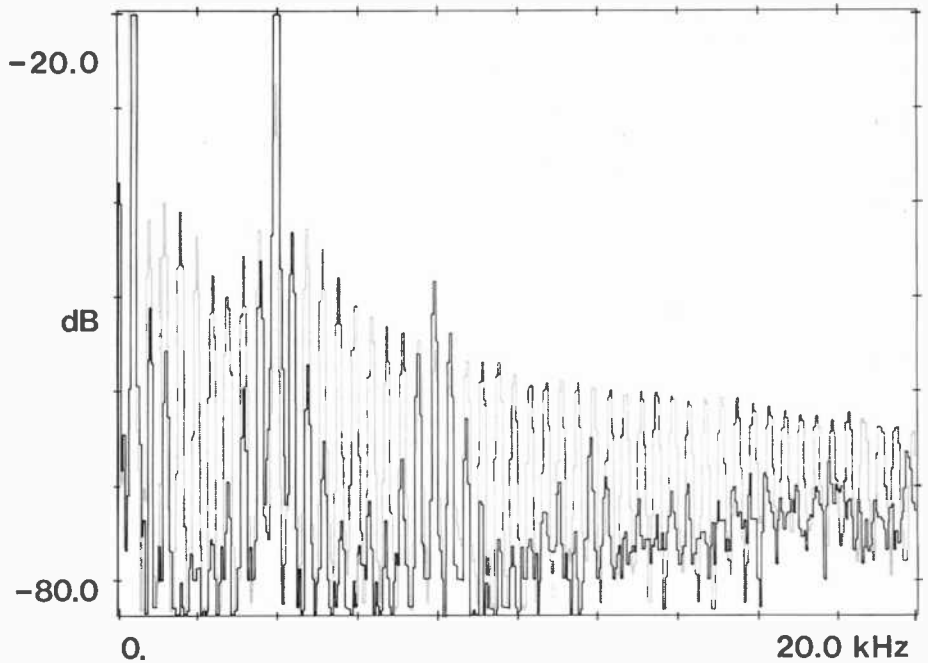


Fig. 4. Spectrum analysis of 4-kHz test tone with a 400-Hz modulation which forms a picket fence of spikes shown in color.

inertial condition, and the stylus literally slams back down into the groove, re-contacting both walls (C).

A European test record with high-velocity 300-Hz bands was played 850 times under the conditions of mistracking. The scanning electron microscope clearly shows the path where the stylus rides up one channel and scores it (Fig. 6). Research has shown that the best way to reduce this type of mistracking is to play a given cartridge at the high end of the manufacturer's recommended VTF. This does not increase record wear within the measurement capability of

our systems. Correctly setting the anti-skate of a turntable/tonerarm system for VTF and groove modulation is very important. A system to accurately make this type of adjustment in the home environment is under development.

The Myth of the Vertical Tracking Angle (VTA). Commonly accepted knowledge about the VPS holds the vertical tracking angle (VTA) between the cartridge/cantilever pivot point and the record (with stylus contact as the angle apex) to be extremely critical in accurate and low distortion playback. (See

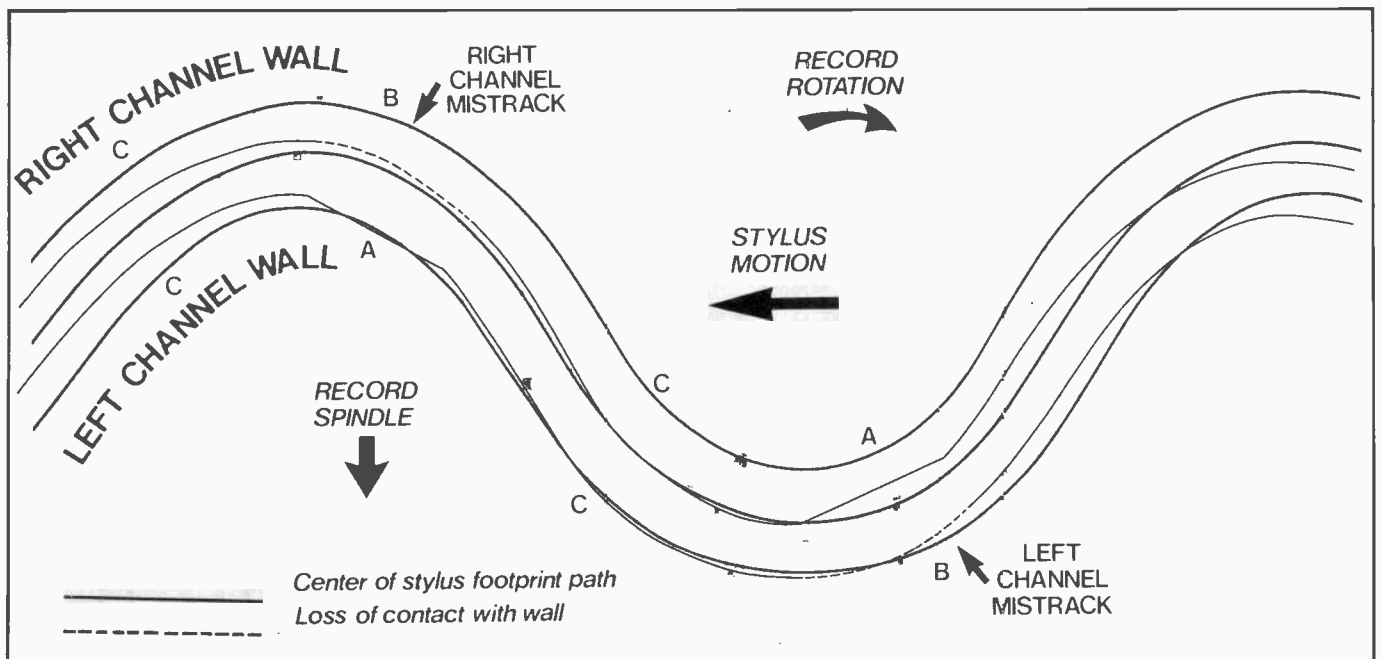


Fig. 5. Mistracking of a monophonic sine-wave groove.




Fig. 6. Electron micrograph of a mistracked groove shows ruts caused by errant stylus.

Fig. 7.) Specifically, the VTA of the playback system must match the corresponding angle of the cutting system. To test this hypothesis, it was determined empirically that VTA within a wide range of visual setups was not measurably significant with respect to distortion. Yet it seemed audible at smaller angle differences. Note that four degrees of change in VTA give a visually startling slant to a tonearm, but within plus or minus three degrees (significant visual differences) measured distortion was not dramatically increased.

Since the playback stylus chip (and cutting stylus of the mastering lathe) are fixed to their respective cantilevers or arms, stylus rake angle (SRA) is irrevocably connected to VTA, and the two are often confused. SRA is actually an independent specification, representing the vertical contact profile of the stylus as it touches the record groove. Geometry shows, however, that a spherical stylus will have a constant SRA even though VTA may change. Elliptical and shibata type styli, in contrast, show dramatic alterations in SRA when VTA

changes. This is because of their contact geometries.

As the table in Fig. 8 shows, a spherical stylus has relatively stable distortion levels as VTA changes in the range of two to four degrees. A similar change in VTA for a shibata-type stylus, however, changes SRA as well, and the data show a larger increase of distortion products. There are indications that some cartridges, because of the distance between system pivot and stylus tip (armature length), cannot maintain correct VTA under any circumstances. Even these cartridges can be shown to have minimum distortion (null) points with proper setup.

These data suggest that SRA may in fact be the important setup dimension. This contention has been supported by taking a shibata type of stylus and physically bending the cantilever such that the cartridge VTA is grossly (± 5 degrees) out of alignment, while the SRA remains correct. This odd condition produced data not significantly different from that obtained for a correctly aligned shibata.

The conclusions support the idea that VTA may be customarily overemphasized as a parameter of audio quality in the VPS. SRA alone, on the other hand, is extremely critical by both listening

tests and distortion measurements.

Communications with the manufacturers and engineers of cutting lathe systems indicate that the cutting stylus carves the record with a vertical contact profile "tipped" slightly forward (away from the tonearm) pivot by one or two degrees. Thus the SRA of the cutting system is 92 degrees, with a VTA of 16 to 20 degrees. Critical matching alignment of playback-stylus SRA results in audible improvement in the VPS. A procedure to allow SRA alignment to be performed easily in the home is under development. Such alignment is possible now, but it is difficult.

Prospects for the VPS. It is a matter of historical record that the VPS has fulfilled virtually all of the demands made on it, in particular, those for extended playing time and stereo capability. In addition, it has withstood the challenges posed first by open-reel tape and later by the cassette medium. Research into the nature of the VPS leads to the surprising conclusion that, with carefully manufactured software and critical alignment of playback equipment, it can compete successfully even with digital recording systems. In such a contest, the cost-effectiveness of the VPS is undoubtedly one of its strong advantages. \diamond

VTA	Conical stylus	Shibata stylus
0°*	0.67%	0.43%
+4°	0.71% (app. 1 dB inc.)	0.75% (app. 5 dB inc.)
+8°	1.05% (app. 2 1/2 dB inc.)	1.19% (app. 9 dB inc.)

*Arbitrary reference

Fig. 8. Distortion levels for spherical and shibata styli as the vertical tracking angle is varied.

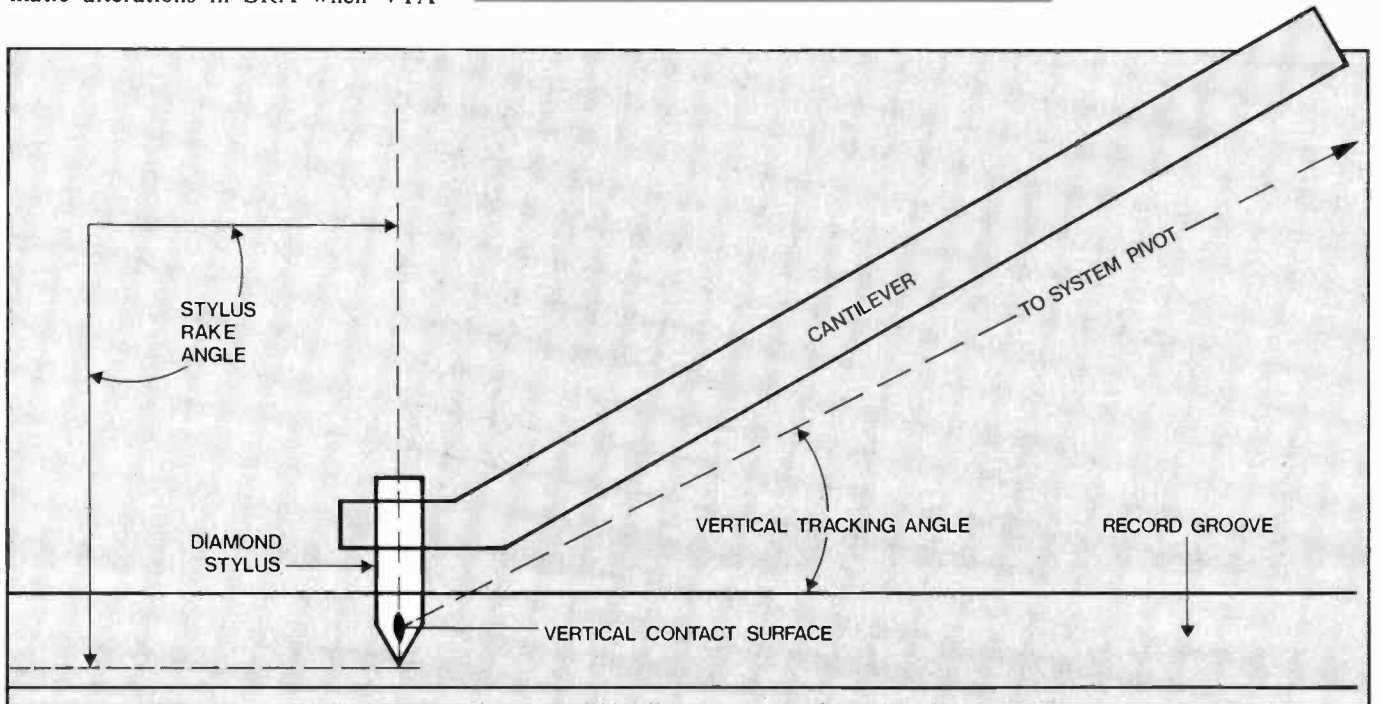


Fig. 7. Though in a fixed relation for any one cartridge, stylus rake and vertical tracking angles are independent.

Basics of COMPUTER DISK SYSTEMS

An introductory look
at this ubiquitous
mass-storage technique

BY LESLIE SOLOMON

Senior Technical Editor

FOR large-capacity data storage with fast program access and retrieval, no present computer peripheral can beat the magnetic disk medium. A typical, moderately priced, floppy-disk system can *randomly* access stored data in no more than a few seconds and can load it into a computer at an extremely high rate. (Hard-disk systems are even faster.) In both these respects it outperforms cassette tape systems handily. For example, a typical 5¼" disk system operates at 15.6K bytes/second, an 8" drive works at 31K bytes/second, while a typical cassette system uses a leisurely 150 bytes/second. Also, in a disk system, most operations are automatic, while with a cassette system, the operator has to manually perform all operations. The cassette medium's sole advantage is very low cost.

The Floppy-Disk System. Three elements make up the floppy-disk system: the flexible diskette on which data is stored; the mechanical disk-drive element; and the electronic controller that interfaces the disk drive to the computer. Let's take a close look at each:

Floppy Diskette. This is the "medium" onto which data is recorded (written) and from which data is played back (read). It consists of a durable, thin, flexible ("flexible," translated into computer jargon, becomes "floppy") plastic disk coated on both sides with a layer of magnetic oxide similar to that used on audio recording tapes. The magnetic medium (the actual "diskette") is sealed into a durable and somewhat less flexible plastic jacket that protects and lubricates it as it rotates.

A large hole in the center of the jacket exposes a smaller circular hole in the magnetic medium, which allows the motor-driven spindle in the drive mecha-



nism to mechanically hold and rotate the diskette against the read/write head. Rotational speed is usually 360 rpm for both 5 1/4" and 8" (the two sizes available) systems.

Data is stored as magnetic flux changes in circular "tracks" that are concentric with the center of the diskette. In all, there are from 35 to 77 tracks on a 5 1/4" diskette and up to 154 tracks on an 8" diskette. Tracks are subdivided into "sectors," each of which can contain 256 to 1024 bytes of data. In a hard-sectored diskette, there are typically 10 to 16 sectors on a 5 1/4" diskette and 15 to 30 sectors on an 8" diskette.

Access of the read/write head medium is through a slot in the jacket. (See Fig. 1). A small circular hole through the jacket is used by the index/sector detector. When a diskette is installed in the drive, a photoelectric detector "looks" through this hole and detects the start of a sector on the diskette when a corresponding hole (or holes, in the case of a hard-sectored disk) is aligned with the index hole in the jacket. Having detected the hole in the diskette, the computer can locate all sectors.

The write-protect notch, always located along an edge of the protective jacket, is sensed by either a photoelectric device or a mechanical switch. Covering this notch on a 5 1/4" diskette suppresses write operations and protects the recorded data against overwriting. When the notch is open, write operations to the diskette are allowed. The reverse is true of 8" diskettes: writing is suppressed when the notch is open, and permitted when it is covered. However, some manufacturers use nonstandard write-protect systems. Consult the instruction manual if in doubt. Some diskettes have very small notches on one edge; these are for jacket strain relief and should not be confused with the actual write-protect notch.

Disk Drive. A basic approach to the mechanics of disk-system operation is illustrated in Fig. 2. When the front door of the disk drive is closed, the drive spindle is forced through the hole in the diskette against a stop located above the diskette. A belt connects the spindle to its drive motor. When the diskette is firmly seated on the spindle, a signal from the computer to the disk system's control logic starts the drive motor, which then rotates the diskette. Meanwhile, the write-protect detector will have determined whether or not the diskette can be written to and so inform the read/write logic. Additionally, the index/sector sensor will have detected the correct starting location for the upcoming write or read.

When the start signal is received by the control logic, the head is mechani-

cally stepped to the correct track, where it makes direct contact with the magnetic oxide on the diskette. A pressure pad on the opposite side of the diskette, in line with the head, maintains intimate contact between head and diskette. Most manufacturers include a front-panel LED that glows to indicate when the disk drive is operating. Also, in most cases, you will hear a click or grinding sound as the positioning mechanism moves the head to the correct track.

Once the disk drive goes into operation and the sensors have done their job, the head "seeks" the correct track and sector and reads the requested data. This data is passed to the read/write logic, where it is processed for use by the computer.

When all operations are completed, the head automatically lifts from the surface of the diskette and the front-panel LED extinguishes. Then, opening the front door of the drive allows the diskette to be removed from the drive spindle. A darkened LED is not a reliable indicator that all operations have been completed. The drive may simply be pausing between steps and may restart at any time. Only when the "prompt" symbol appears on-screen is it safe to open the drive door and remove the diskette.

Disk Controller. Each manufacturer supplies a DOS (disk operating system)

that is unique to each single- and multiple-drive system. In most cases, a disk controller takes the form of a plug-in card that interfaces with a computer. A typical DOS, usually in ROM, will contain enough commands to allow flexible use of a diskette. Though basically similar, DOSes vary in the additional convenience functions that they provide.

Some DOS operations are also used in disk BASICs, which are specialized versions of this popular high-level language specifically written with disk manipulations in mind. A disk BASIC is usually written for a particular DOS or disk system and may or may not work with other disk systems. There may also be a slight difference in syntax used for the same command in DOS or BASIC. In multiple-drive systems, each drive is assigned an identifying code so that it can be "called" to provide data from its diskette.

A well-written DOS with a large number of commands is a programmer's best friend. It enables access to hundreds of thousands of data bytes that need not occupy the relatively sparse amount of RAM usually found in a small computer. Bear in mind that an eight-bit microcomputer can conventionally address 65,536 bytes of memory, and not all of this can be RAM, since operating utilities such as ROM, video plug-ins, and other elements take up

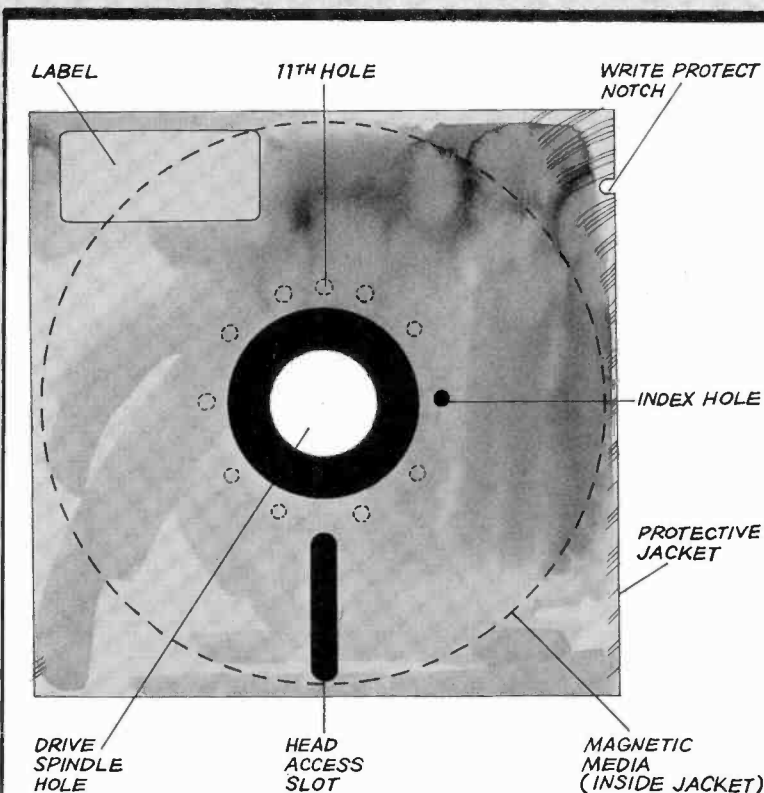


Fig. 1. Configurations of a 5 1/4" (above) and 8" (opposite) diskettes as used in small computers, with makeup of a diskette at far right.

space in the address field. A well-written DOS can function efficiently with as little as 16K bytes of RAM.

Soft and Hard Sectoring. In general, there are two mutually incompatible types of track sectoring used in modern diskettes. Physical differences make it easy to determine whether a given diskette is hard- or soft-sectored. Soft-sectored diskettes have only one index hole. Hard-sectored diskettes, on the other hand, nominally have 10 or 16 holes. In reality, they have 11 or 17 holes; the extra hole, centered between two of the "official" holes, tells the computer that the next hole identifies the start of sector 0. Each hole thereafter identifies the start of a sector. Circuits in the disk controller detect the shorter space between the index hole and the hole following it and reset the counter to 0.

On a soft-sectored diskette, the DOS creates sectors on an *ad hoc* basis. Conceivably, the entire disk could be a single sector.

To determine the type of sectoring used in a given computer, check either the instruction manual or the diskette itself. If you wish to examine the diskette, hold it by its protective jacket. Being careful to avoid touching the magnetic medium through the head-access slot or bending the diskette, use a slender nonmagnetic tool to lift the jacket

away from the diskette through the large center hole. Look into the opening, and count the number of indexing holes. If there is only one hole, the diskette is soft-sectored. If there are 11 or 17 holes, it is hard-sectored. Make a note of the number of holes used in your diskettes.

In most cases, the manufacturer's label on the diskette's jacket will inform you of the diskette's formatting. For example, Verbatim uses the following three-digit code prefix: 525 for a 5 1/4" single-sided diskette; 550 for a 5 1/4" double-sided, double-density diskette; and 577 for a 5 1/4" single-sided, double-density diskette. These are followed by a two-digit suffix: -01, -10, or -16, which identify soft-sectoring and 10- and 16-hole hard-sectoring, respectively. Hence a diskette with a 525-10 code is a 5 1/4" single-sided, 10-hole hard-sectored diskette.

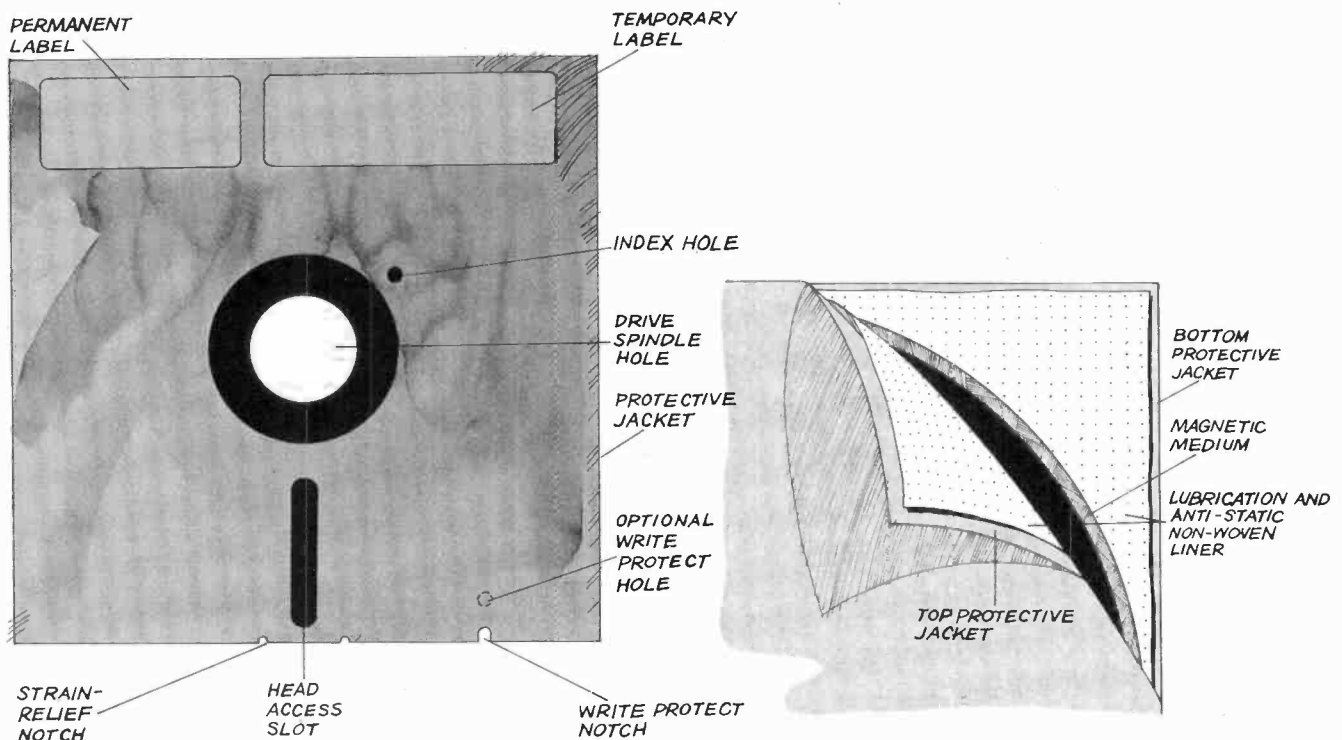
To increase the amount of data that can be stored on a diskette, manufacturers have gone to "double-density" (twice the number of bits per track), "double-sided" (recording the disk on both sides), and "quad-density" (a combination of the above) schemes. All have their advantages, but they can present some problems. For example, because there is no standard for double-density systems, such diskettes often cannot be interchanged. In double-sided systems, there is a read/write head on both sides

of the diskette, each acting as a "pressure pad" for the other. This can exert too much pressure, damage the medium, and cause rapid head wear. New drives do not have this problem.

Generally speaking, a disk controller designed for a double-density system can read either single- or double-density diskettes with appropriate hardware or software changes. However, a single-density controller cannot read double-density diskettes.

Since a diskette is coated on both sides with magnetic oxide, there is yet another approach to increasing storage capacity. You can punch an index hole and write-protect notch through the diskette's jacket and make the "other" side of the diskette available for data storage. Bear in mind, though, that in a single-headed drive, the head is backed up by a pressure pad. If this pad becomes contaminated with oxide or particulate matter, it can destroy the soft oxide on both sides of the diskette.

More Details. Data in a disk system is written onto the diskette using a form of frequency modulation (FM), wherein a single data pulse (0 or 1) is written so that it is centered between clock pulses. The presence of a flux transition indicates a binary 1, its absence a binary 0. Double density is achieved by using a modulation technique called modified



FM (MFM) or modified-modified FM (M²FM). Here, a double-frequency write oscillator is used to maintain the same flux changes per inch. Thus, a bit cell in MFM/M²FM is only half that used in FM. The data-transfer rate is doubled, since a 1:1 relationship exists between the flux changes and bits per inch (2:1 in FM).

In M²FM, clock bits are written at the beginning of each cell if there is no data bit written into the previous cell and if there will be no data bit written into the present cell. Since a double-density bit cell may not have a clock pulse at its beginning, data separation is more complex and prone to errors.

Transfer rate is the speed at which requested data can be moved from the diskette to the computer. Look out here for the "numbers game," though, since a system that can transfer at 250,000 bits per second is *not* the same as one that can transfer 250,000 bytes per second.

Error rates in the typical diskette system have been estimated to be one per 10⁸ bits during read operations for soft-sectored diskettes; one per 10¹¹ bits during read for hard-sectored diskettes; and one per 10⁶ bits during seek.

Life of a diskette is estimated to be about two years under "normal-use" conditions. One manufacturer (Shugart) claims a life of 2 million passes on any one track. A track is considered to be worn when its output signal voltage falls by 20% from its original level.

Estimated MTBF (mean time before failure) in the typical disk system is approximately 8000 hours. Component design life is usually estimated conservatively at five years.

Selecting a Disk System. Before you buy a disk system, determine what you intend to do with your computer. If your computer will be used as a game "player" or for experimenting, learning computer techniques, or anything else that does not require extensive number/

data "crunching," a single 5¼" drive will probably suffice. But if you want a really large-capacity mass storage, you may need a multiple-drive system.

Mass storage requirements will also dictate the choice between 5¼" and 8" drives. (An 8" diskette can hold twice as much data as a 5¼" diskette at less than twice the cost.) Note that you never really have *all* the available disk space for program-data storage. Some is reserved for formatting (file names, headers, etc.).


If your data demands range into millions of bytes (megabytes), a "hard-disk" system may be your most economical alternative. Bear in mind, however, that you will have to back up the data on the hard disk with one or more floppy-disk drives, just in case the hard disk suddenly "loses" a megabyte of data.

In most cases, a single disk controller board and DOS can handle up to three drives. This allows you to add drives to a minimal system as you need and can afford them.

There is no hard and fast rule that can guide you in selecting the "best" disk system for a particular computer but there are some basics to be observed. Most important is that the electronics and DOS or high-level language provided with the disk system must be compatible with your computer. The DOS, BASIC, assembler, and any other software features supplied on the disk system's diskette must be able to call your particular computer's keyboard, video display, printer, etc. Unless you are very experienced in using software, you will find it extremely difficult to integrate a "strange" DOS or language into your computer's routines.

Make sure that any software you require is available for the disk system you select. While on the subject of software, it is important to note that not all CP/Ms (a popular, "universal" DOS) are as insensitive to hardware as claimed. If you should have single-density drives and obtain double-density-formatted CP/M, the disk cannot be read, and CP/M will not run. So, *before* you buy a given CP/M, make certain it will run in your system.

Access time (the time taken to move the head to a desired track) can sometimes be important. Long waiting times,



Diskette is installed with notch up or down depending on make of drive.

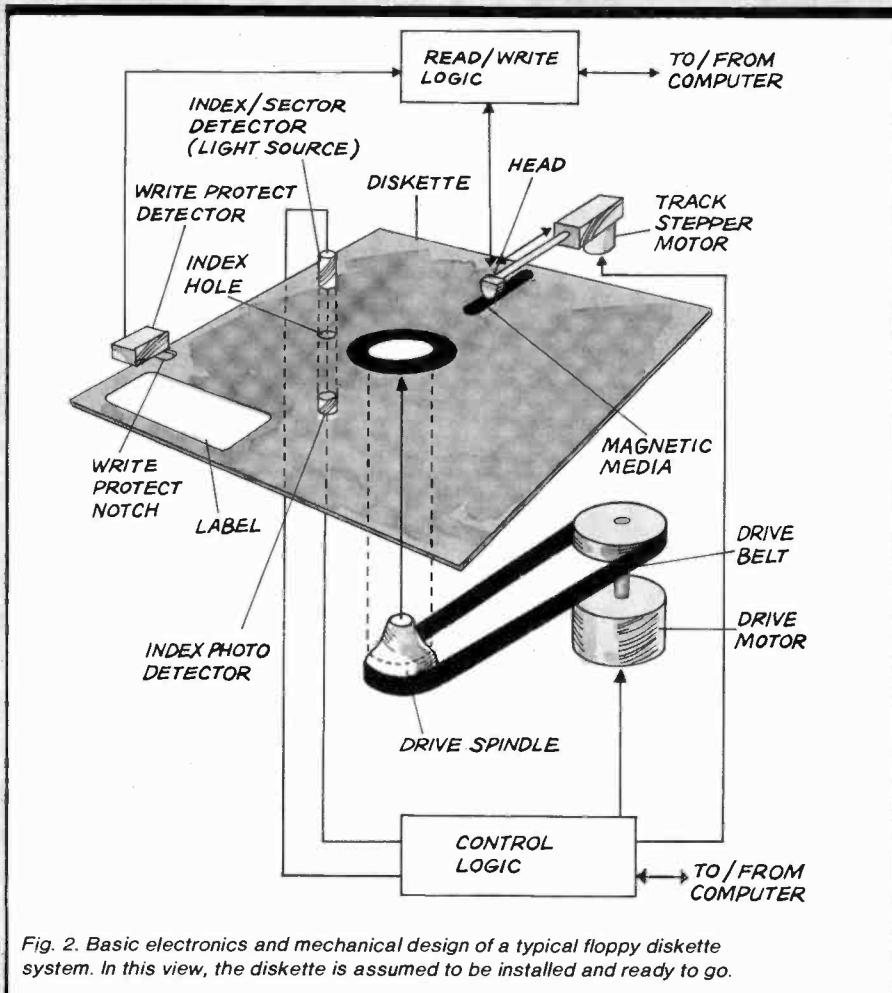


Fig. 2. Basic electronics and mechanical design of a typical floppy diskette system. In this view, the diskette is assumed to be installed and ready to go.

9K RAM (8K user available),
14K BASIC interpreter
operating system ROM.

User-programmable, in
both BASIC and MC6800
machine language.

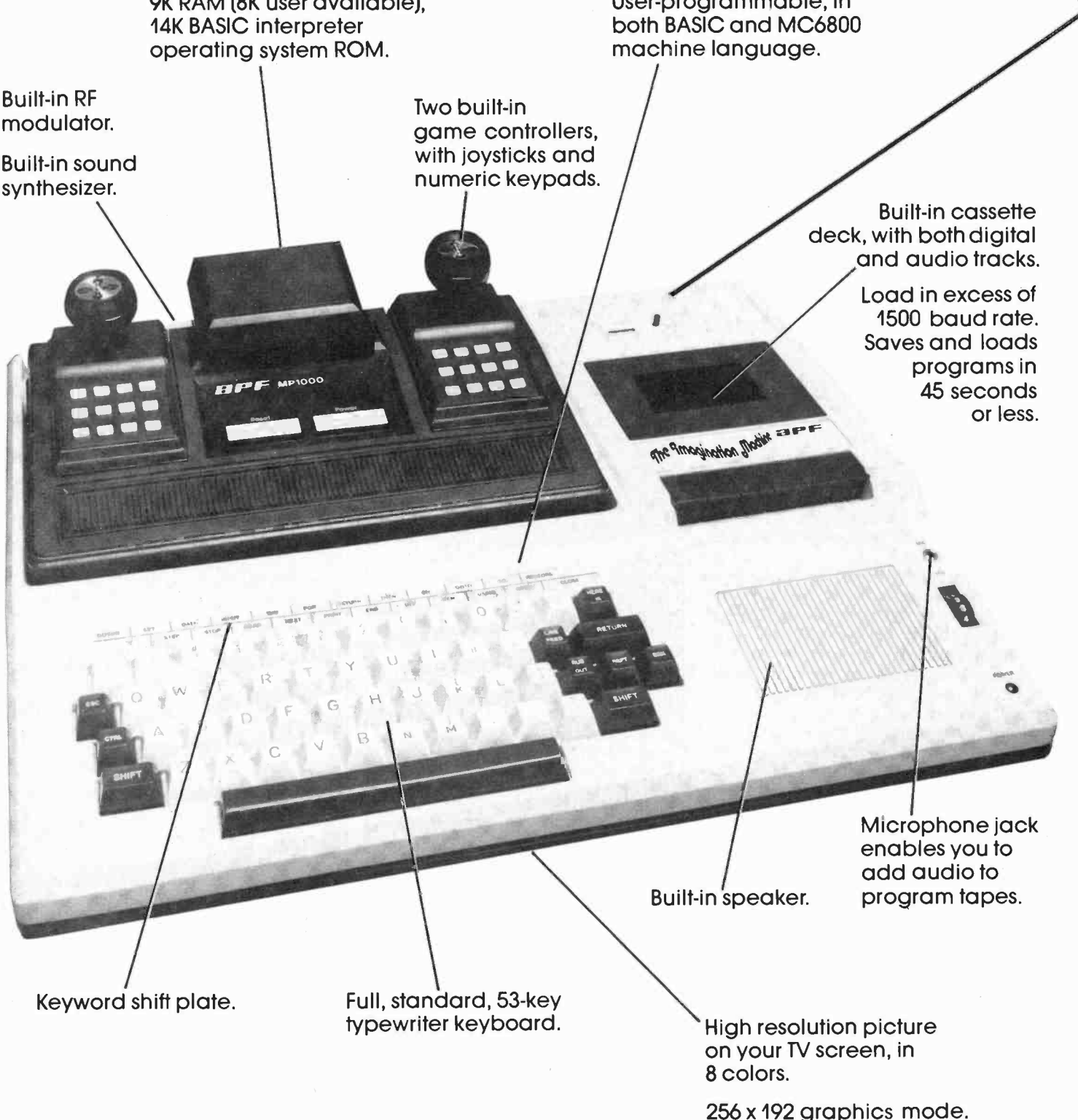
Built-in RF
modulator.

Built-in sound
synthesizer.

Two built-in
game controllers,
with joysticks and
numeric keypads.

Built-in cassette
deck, with both digital
and audio tracks.

Load in excess of
1500 baud rate.
Saves and loads
programs in
45 seconds
or less.



Keyword shift plate.

Full, standard, 53-key
typewriter keyboard.

Built-in speaker.

Microphone jack
enables you to
add audio to
program tapes.

High resolution picture
on your TV screen, in
8 colors.

256 x 192 graphics mode.

All that computer for \$599.

The Imagination Machine, the personal computer from APF Electronics.

The Imagination Machine is more personal computer than you'd expect at \$599.

The Imagination Machine is a superbly designed, expandable, user-programmable computer system... at \$599.

No other personal computer on the market can touch it, at that price.

Read what it brings you:

First of all, The Imagination Machine has 9K RAM and 14K BASIC-IN-ROM. A full 53-key professional, typewriter keyboard. A high-resolution picture on your TV set, in eight colors. Fast loading (1500+ baud rate), built-in dual-track cassette deck, for APF's digitally recorded tape programs. Built-in sound synthesizer. And, even a built-in RF modulator, which is a \$40 option on other computer systems.

All that, plus user-programmability.

We know sophisticated users aren't going to be satisfied forever using preprogrammed software. (Even though we offer a large library of educational, entertainment, home and business management programs.) So, we made The Imagination Machine user programmable, in both BASIC and MC6800 machine language. To simplify matters, we've just developed the first and only BASIC TUTOR course on cassette. With it, you can learn to program The Imagination Machine in BASIC, with hands-on training, right at the computer.

Some exceptional features.

The Imagination Machine has several unique features that can help you use your time at the computer more effectively.

For example, it stores programs and data on the same cassette tape. (With other computers, you have to read programs from one tape into the computer, remove the tape, put in another tape and store your data on the new tape.)

Another special feature is The Imagination Machine's unique keyword system, which simplifies

BASIC programming. The machine has 24 different programs statements and commands printed at the top of the keyboard. You can enter these 24 into your program without retyping them every time you use them. Instead of typing out "PRINT," for example, you just press two keys and the word appears on the screen. The system helps prevent typing errors and can speed up entering programs.

A third feature is Timed Response Monitoring, which automatically adjusts the computer's pace and level to your own. It makes "tutoring programs," for instance, easier and more interesting to follow.

And then there are The Imagination Machine's three graphic display modes: 1. Alpha numerics, mixed with low-resolution graphics in as many as eight colors. 2. High resolution — up to eight colors — 128 x 192 display. 3. High resolution graphics — up to four colors — with 256 x 192 display.

And expandability.

A personal computer that can't grow along with your growing requirements soon becomes obsolete. So, we designed The Imagination Machine to be expandable. By adding APF's optional "Expansion Box" and interface cartridges, you can hook up any compatible floppy disk or printer, or an additional 8K RAM memory cartridge.

Full mini-floppy system **\$995.**



For small business and professional use, you may require a full mini-floppy

CIRCLE NO. 5 ON FREE INFORMATION CARD

system. In that case, order APF's System II. It includes The Imagination Machine, the "Expansion Box," floppy disk interface and 72K-byte, mini-floppy disk drive. All for just \$995! No one can come close to that price.

You can't beat our prices or our guarantee.

If you can find a better personal computer system for the money, let us know. In the meantime, we stand by our statement: There is no other personal computer on the market that offers so much for so little. And if you order now, we'll even include our \$19.95 APF Technical Reference Manual, with complete schematics, absolutely free.

Order The Imagination Machine directly from APF Electronics, with the assurance that if you are not completely satisfied, you can return it within 30 days of purchase for a complete refund. To order, or to learn the name of the dealer nearest you, call TOLL FREE 1-800-223-1264. New York residents call 212-869-1960. MasterCard and VISA accepted.

Price list:

System I, The Imagination Machine.	\$599.
System II, Mini-floppy System (Includes The Imagination Machine, BB-2, and Mini- floppy Disk Drive).	\$995.
BB-1. Expansion Box with RS232 cartridge.	\$199.95
BB-2. Expansion Box with floppy disk interface cartridge.	\$199.95
8K RAM memory cartridge.	\$ 99.95
RS232 cartridge.	\$ 99.95
Floppy-disk interface cartridge.	\$149.95
Mini-floppy Disk Drive.	\$399.95

\$599. Manufacturer's suggested retail price.

APFelectronics inc.
1501 Broadway New York, NY 10036

16K RAM

PERSONAL COMPUTER

Only \$299⁰⁰

Special Factory Price



THE EDUCATIONAL COMPUTER

- Learn to program a computer
- Learn to operate a computer
- For Students
- For Hobbyists
- For the Professional
- For Small Business
- For the Home Owner

WHAT A SMART CHRISTMAS PRESENT!

QUALITY COMPUTER AT A PRICE ANYONE CAN AFFORD

Great for learning to program and operate a computer, with all kinds of features-built in for students, hobbyist, the professionals, small business and homeowners. It has a powerful 8080A intel microprocessor brain. 16K Dynamic RAM, 2K ROM, Real time, a High Speed Cassette Deck that operates at 1500 Baud; loads and reads 5 times faster than most compacts, it has a full 53 typewriter layout keyboard. The graphics are 8 colors with 77 x 112 resolution, text display is 12 lines of 17 characters, it also has sound and color, includes an AC adapter, power cord, R.F. modulator, TV switch box and 8' connector cable. It is FCC, CSA approved and UL listed. All this built into an attractive black console plastic case. Comes in sturdy shipping carton that measures 20" long x 12" wide and 8" depth. Weighs 16 lbs.

AN INCOMPARABLE SCHOOL TEACHER

Prepare yourself for the future! You can learn to operate and program a computer for job opportunities in the computer revolution. Our Level II basic is a version of Microsoft® and is equivalent to all Level II Programs currently available. This basic includes a super set of operations in floating point with integer and string arrays, direct memory access, PEEK and POKE, direct statement execution, two character variable names, user definition functions, multi-statement lines, editing, scrolling, file management and more! 8080A MACHINE LANGUAGE AND EDITOR PROGRAMS ARE AVAILABLE.

Since the computer can talk, play music and perform in color IT IS A PHENOMINAL TEACHER. You can now use the TV to EDUCATE not frustrate your family. You will eliminate TV boredom with programs that challenge, stimulate and entertain you. Create your own programs or select from over 30 programs offered. IT IS A BRILLIANT MUSIC TEACHER. You can practice on the piano keyboard overlay, select key and tempo, write a tune and record. It has a great color art program, you can improve your memory, math, spelling, vocabulary and sharpen your strategy skills. IT IS A GREAT TUTOR FOR YOUR KIDS.

A MOST EFFICIENT BUSINESS TOOL

It comes ready to handle a wide range of business applications. The Level II Basic and 16K Byte system capacity give you the instruction set and the room to write your own programs for payroll, inventory, client records, etc. For accountants, attorneys, doctors, salespeople and small businesses; Calculator, Financial Library 1 and 2. Check Book Balancer and Message Center programs are offered.

IT ALSO PLAYS GAMES

A total entertainment center with color, sound, and music. There are Chess, Backgammon, Star Track, Black Jack, Volleyball, Touchdown, Hangman, Showdown, Computer Maze, Break-through and more! Challenge the computer or another opponent. Each game brings the family and friends together for hours of quality fun.

SERVICE AND WARRANTY

If the unit fails because of factory defect within 90 days of purchase, it will be repaired at no charge for labor and parts - you just send the unit United Parcel prepaid to the Service Center designated and it will be sent back to you promptly United Parcel prepaid! A complete Diagnostic program tape and instructions are available. You can get a Service manual, Cassette alignment tape, Schematics, and parts list plus a Money Saver Service and Warranty Card. Everything you need to check and service your computer.

IT CAN BE EXPANDED AT LOW COST

It is a single board computer. RS232 interface is available at \$99.50 for adding printers and telephone modems. A telephone modem allows you to access "MICRONET", "SOURCE" and other data banks. You can also communicate with other computers. It is possible to increase the RAM to 32K and the ROM to 16K. We plan to offer a low priced expander January '81 for basic in ROM and 16K Additional RAM. Our Factory sponsored National Computer Club membership is available to learn from other Owners the Fantastic things you can do with this computer.

PRICE COMPARISON

Competitive 16K RAM Personal Computer Suggested List prices are: Radio Shack \$849, T. I. \$950, Atari \$1,125, Apple \$1,195, Ohio Scientific \$850. Radio Shack's TRS-80 that has only 4K RAM, no color, or sound, sells for \$499.

WHY SUCH A LOW PRICE

Selling on a factory direct to customer basis, we save you the profit normally made by computer stores and distributors. You also save the cost of a computer monitor as this computer is FCC approved and designed to hook up to any TV antenna terminal. We are willing to take a small margin at the factory to develop volume that allows lowest cost operation.

CIRCLE NO. 64 ON FREE INFORMATION CARD

SPECIAL FACTORY PRICE \$299.00

You get the Interact MODEL "R" computer that includes 16K RAM, 2K ROM, 8080A microprocessor, color, sound, full 53 key board, high speed cassette deck, power cord, AC adaptor, connector cord rack, tape storage tray, 8' connector cable, R.F. modulator with TV switch box and owner's manual.

SPECIAL FACTORY PACKAGE PRICE DEAL \$399.00

Everything you get for \$299.00 plus: LEVEL II DOCUMENTATION: Level II user's manual, Level II Basic Program Tape, Level II Command Cards, Level II Basic Examples Book. SERVICE AND WARRANTY PACK: Diagnostic Program Tape, Diagnostic Instruction Manual, Service Manual, Cassette Head Alignment Tape, Schematics and Parts List, Money Saver Service and Warranty Card. Two 8 AXIS ACTION CONTROLLERS with Pot Knob, Firebutton and Lever. THREE PROGRAM TAPES. (Everything you need to learn to operate, program and service your computer).

FREE TRIAL OFFER - RETURN WITHIN 15 DAYS UNITED PARCEL PREPAID COMPLETE AND UNDAMAGED FOR FULL REFUND OF PURCHASE PRICE.

DON'T MISS THIS SALE - ORDER NOW FOR CHRISTMAS

- Please send me the model "R" 16K RAM computer for \$299.00.
- Please send me the SPECIAL FACTORY PACKAGE PRICE DEAL FOR \$399.00.

Add \$15.00 for shipping and insurance. Illinois residents add 6% tax.

ENCLOSE CASHIER'S CHECK, MONEY ORDER OR PERSONAL CHECK. Allow 14 days for delivery. 21 days for personal check orders.

WE SHIP C.O.D. AND HONOR VISA · MASTER CHARGE CARD ORDERS.

Name _____

Address _____

City _____

State _____ Zip _____

Visa Master Charge C.O.D.
Card No. _____ Exp. _____

PROTECTO ENTERPRISES

BOX 502, FRANKLIN PARK, ILLINOIS 60131
Phone 312/ 382-5244 TO PLACE ORDERS

PART II


NOW YOU CAN BUILD MICROPROCESSOR PROJECTS USING AN INEXPENSIVE PRODUCT DEVELOPMENT SYSTEM!

BY GEORGE MEYERLE

IN May 1980, our first article on designing with microprocessors, "It's a Whole New Ballgame," showed how, with an understanding of just a few instructions and very modest hardware, one could build a microprocessor-based combination lock. However, to implement more generalized microprocessor product design with confidence, additional skills in programming and with hardware are required. Development of these skills will be the theme of this and future articles.

This article describes the use of input and output ports and how the microprocessor interfaces with peripheral hardware such as random access memory (RAM) and read-only memory (ROM). We will go on to the construction of an 1802 microprocessor product development system. This is an inexpensive system (professional models cost thousands of dollars) that allows the processor to be programmed, tested, and debugged for a particular application. The unique property of this system is that it is contained on two separable circuit boards: the product board and the programming board. The former becomes part of the finished project—whatever that may be; the latter is used to program other product boards.

The product or application board we will describe includes a CPU (central processing unit), a crystal-controlled system clock, 1024 bytes of RAM, 2048 bytes of ROM, one 8-bit input port, one 8-bit output port, address latches and decoding, buffered CPU flag inputs, Q output, INTERRUPT/DMA (direct memory access) request input, a POWER ON CLEAR circuit, and battery backup.



The product board is shown at top, and the programming board below.

The board uses bus connectors to plug in the programming board as well as additional product expansion cards or boards such as additional I/O, memory, A/D, graphics keyboard, cassette I/O, etc. The programming board that we will describe includes a hex keyboard to input programs, six 7-segment displays that show the status of the address and data busses, a variable-speed single-step system used to step through the program, LEDs on the MODE and STATE CODE lines of the CPU to indicate what the processor is doing, and a series of switches to completely control the action of the CPU. Functions include RESET, RUN/EXECUTE, WAIT, LOAD, INPUT and MEMORY PROTECT. (This programming card is not necessary if you already own an Elf

II; the product board plugs into an Elf II and can be programmed directly.)

Product Board Operation. The central component of the product board is the microprocessor (CPU), which controls the activities of all the peripherals. For the time being, we will not be concerned with what happens inside the CPU, only with external effects and signals. The following is a description of events and signals present at the CPU during various operations. (See Fig. 1.)

Clock. The clock signal required by the processor is generated by an external oscillator. It is used by the CPU to produce internal and external timing signals needed to control the peripherals as well as to transfer signals and data internally between parts of the CPU.

CPU Mode Control. Two processor mode-control pins completely control the CPU action. They are labelled $\overline{\text{WAIT}}$ and $\overline{\text{CLEAR}}$. The line (vinculum) over the name indicates that a low-logic level (0 volts) at that point will cause the stated effect. To change the CPU mode, we simply have to present the $\overline{\text{CLEAR}}$ and $\overline{\text{WAIT}}$ lines with the logic levels shown in Fig. 2. When we want to put the processor in the RESET mode ($\overline{\text{CLEAR}}$ low, $\overline{\text{WAIT}}$ high) certain internal registers are set to predictable states. It will suffice for the moment to realize that the program counter is set to 0. This insures that when the mode is changed from RESET to RUN or LOAD, the first address issued by the CPU will be 0000. When the CPU is put into the LOAD mode (must be preceded by RESET), it is possible to load a program into memory via the direct-memory access line of the CPU. The

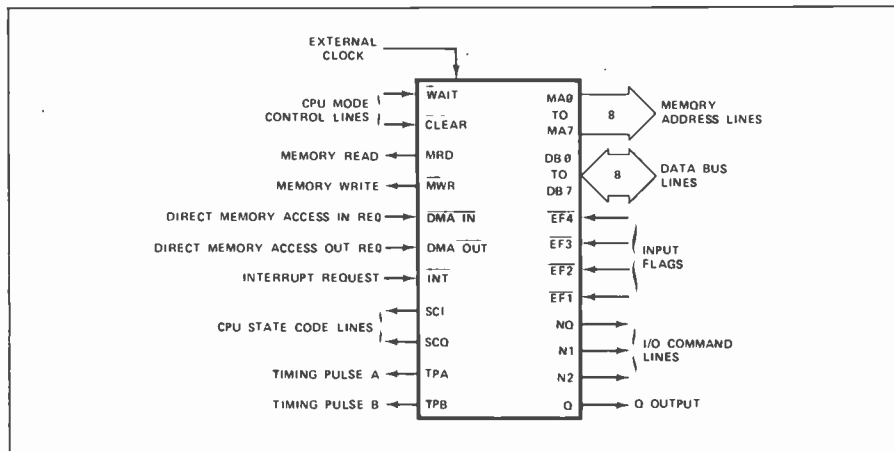


Fig. 1. Events and signals present at the CPU during various functions.

program is loaded directly into memory from the hex keypad during this mode. When the CPU is in the WAIT or PAUSE mode, the internal timing generator does not function. The clock continues to run but it is ignored. Note that the data, address, and other control lines may not have valid data or status in the WAIT mode.

The RUN mode (both CLEAR and WAIT high) may be entered from a PAUSE or RESET mode. Remember that the first machine cycle following a reset to RUN is followed by a memory fetch at address 0000. This is extremely important and simplifies the hardware interface.

State Code Lines. When in RUN, the CPU can perform only one of four types of operations. They are: INSTRUCTION FETCH, also called S0 (S an abbreviation for "state"), EXECUTE, S1, a DIRECT MEMORY ACCESS, S2 or INTERRUPT, S3. Ignoring DMA and interrupt for the moment, we can say that the CPU is simply either fetching instructions or executing them. A FETCH requires one machine cycle (each machine cycle is made up of eight clock pulses). EXECUTE requires one or two machine cycles, two required only during long-branch operations.

The State-Code lines labelled SC1 and SC0 are used to tell the peripherals which type of operation is being performed by the processor. (See Fig. 3.) Note that during FETCH, both SC1 and SC0 are low; during EXECUTE, SC1 is low and SC0 is high.

Timing Pulses. (In addition to the state code lines, there are TIMING PULSE A and B (TPA, TPB). These signal the peripherals when the address, data and I/O COMMAND lines are valid and other internal operations are completed.

MEMORY READ and MEMORY WRITE LINES. These, designated MRD and MWR, are both active with logic low. MRD is present when the processor wants data from the memory. MRD must occur during a FETCH when the processor is reading memory for its next instruction. It must also occur during an OUTPUT EXECUTE

CLEAR	WAIT	MODE
L	L	Load
L	H	Reset
H	L	Pause
H	H	Run

Fig. 2. Logic needed to change CPU Mode.

State Type	State Code Lines	
	SC1	SC0
S0 (Fetch)	L	L
S1 (Execute)	L	H
S2 (DMA)	H	L
S3 (Interrupt)	H	H

Fig. 3. State code lines define operation

when the data is being transferred from the memory to an output port, as well as during BRANCH, and other memory read operations. MWR is present only when the processor is writing data into memory. Data may originate in the CPU or from an input port.

Input Flags. The input flag lines, EF1, EF2, EF3, EF4 are tested by the microprocessor and often used as single-signal input ports. The flag lines are tested during an EXECUTE. Remember that these lines are active low.

Q-Line. The Q-line output can be set high or low by a program instruction. The status of the Q-line can be tested by conditional BRANCH instructions. Q is a single-signal output port and can control relays or other devices.

MEMORY ADDRESS Lines. These eight lines are multiplexed. The high-order eight bits of the 16-bit address are present first; at the end of the TPA the low-order bits are presented. If the system memory is larger than 256 bytes, additional hardware is needed to record (latch) the high-order bits so that all 16 are presented simultaneously to the memory. The trailing edge of the TPA can be used to signal the latch when the high-order addresses are valid.

DATA BUS Lines. These eight-bit-bidirectional lines transfer data between the memory, CPU, and I/O devices.

(Continued on page 64)

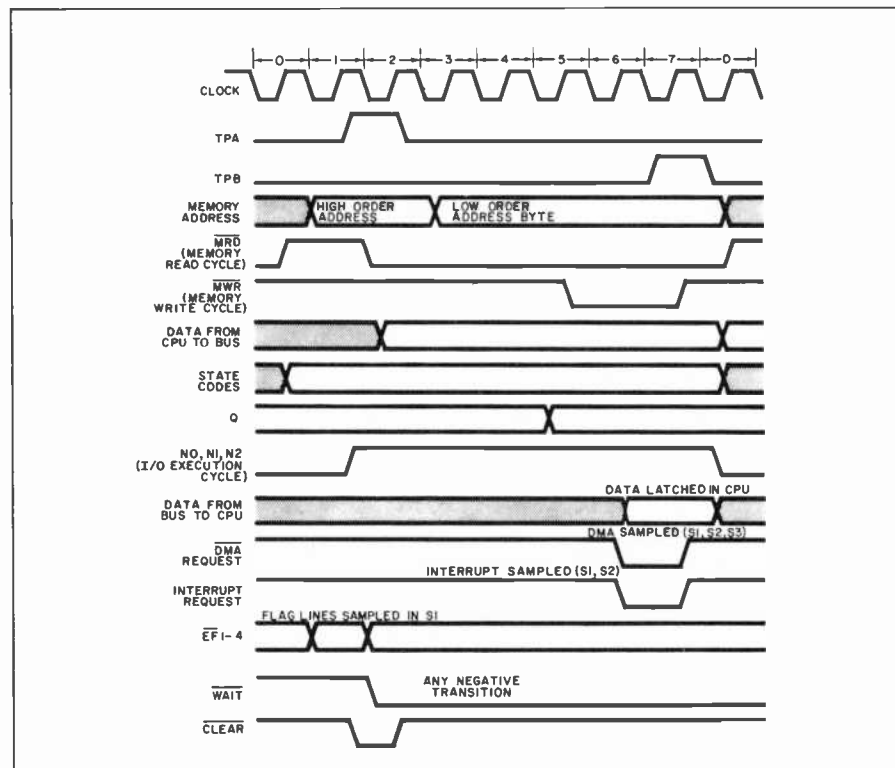


Fig. 4. The timing diagram is used to show signal relationships. Shaded areas indicate undefined state when multiple transition may occur.

IF THERE'S A MAXELL CASSETTE IN THIS CAR AND IT DOESN'T WORK, WE'LL REPLACE IT.



If you own a car stereo, you've probably already discovered that many cassette tapes don't last as long in your car as they do in your living room.

Conditions like heat, cold, humidity, and even potholes can contribute to a cassette's premature demise.

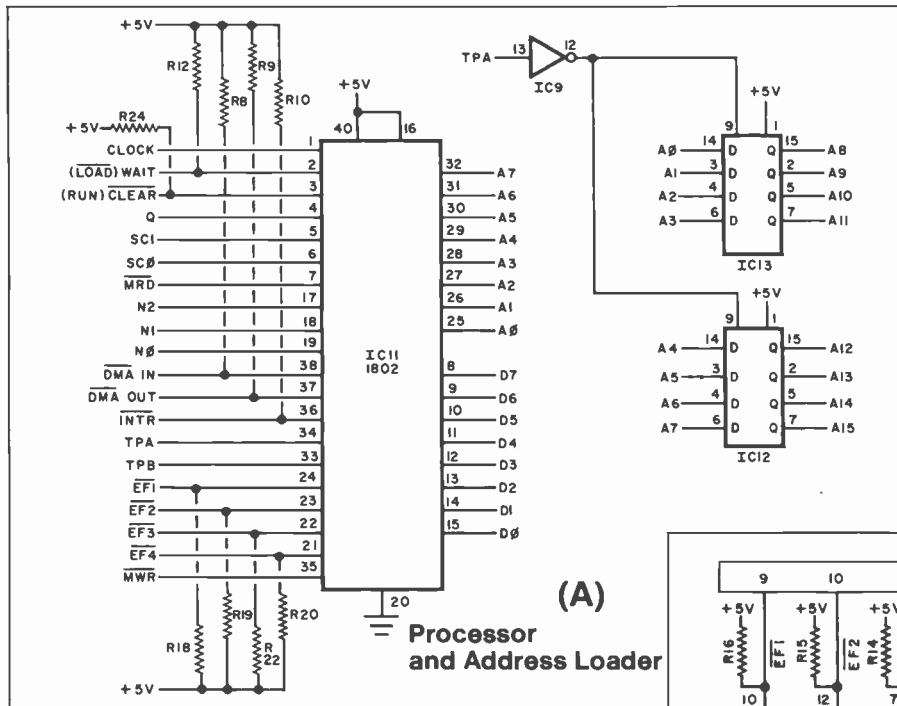
At Maxell, our cassette shells are built to standards that are as much as 60% higher than the industry calls for. Which is why we can offer you the best guarantee in the industry. An unconditional lifetime warranty.

So if you'd like better mileage out of your cassette tape, try Maxell. Even after 100,000 miles on the road, it'll run like new.

If only they made cars this well.



IT'S WORTH IT.



The TPB indicates to the external devices that the data bus is prepared for the transfer.

I/O COMMAND Lines. The input/output command lines, referred to as the N lines, are activated by a program instruction to signal input and output devices, either requesting data from them during an input instruction or sending data to them during an output instruction. The three lines can be decoded into seven separate output signals so that all 14 input/output instructions can be used.

A general timing diagram is shown in Fig. 4. It is not complete, but should give an idea of when transfers occur between the CPU and peripherals. Understanding this timing will enable us to use the

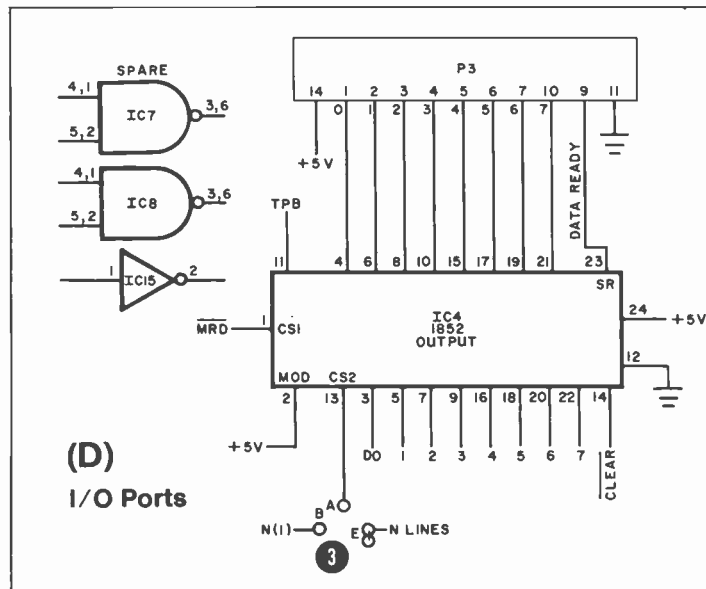
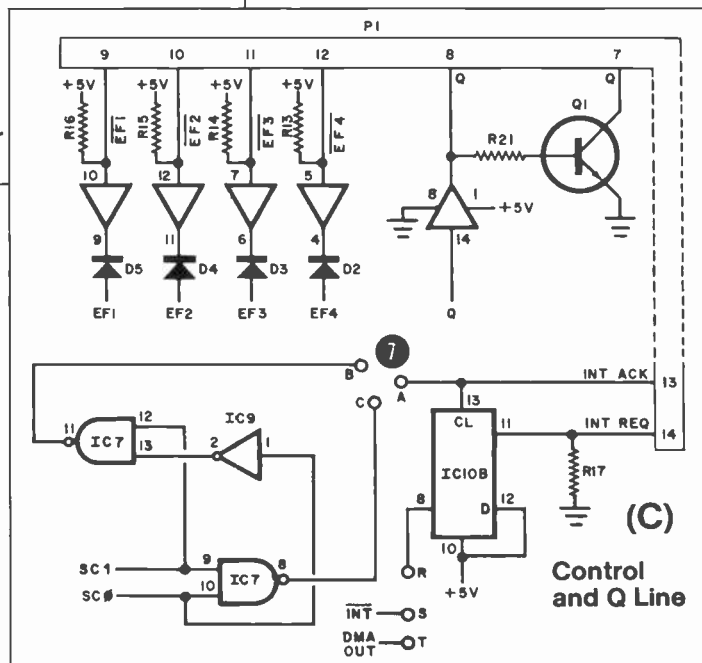
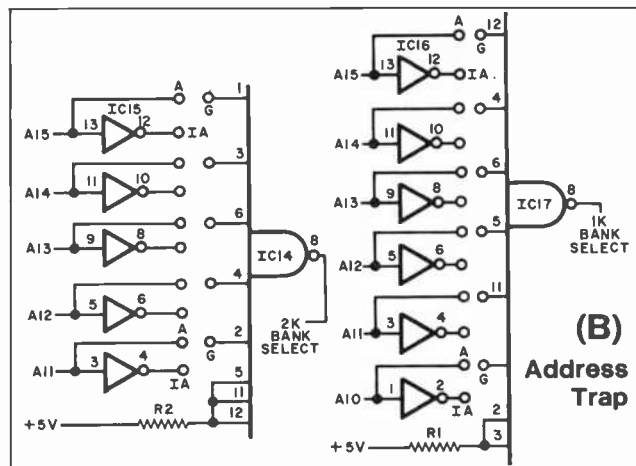
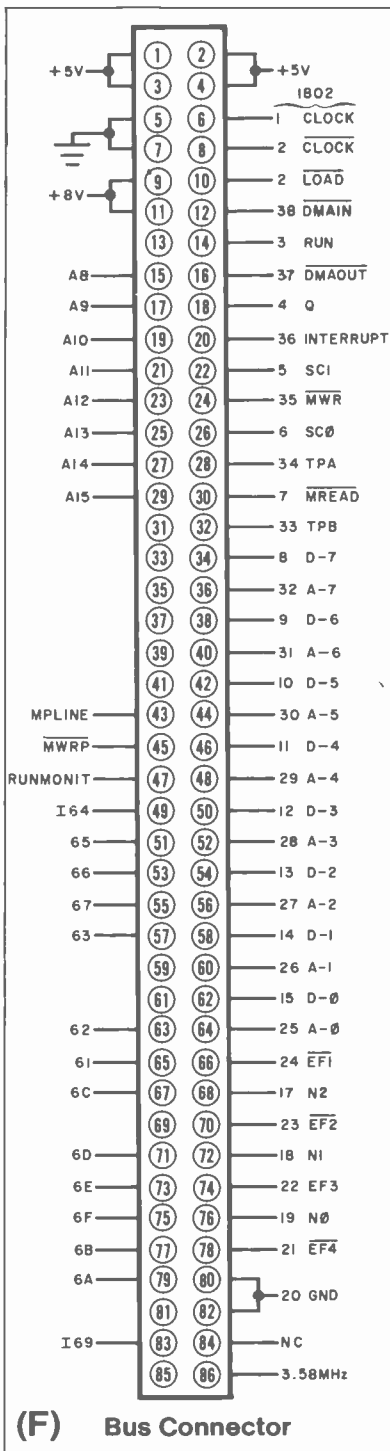
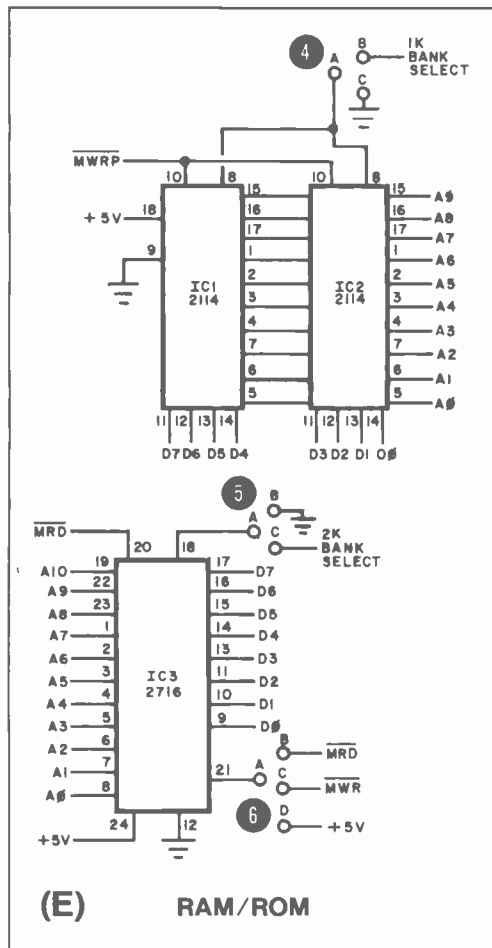


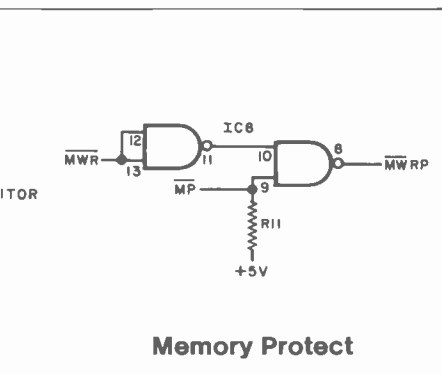
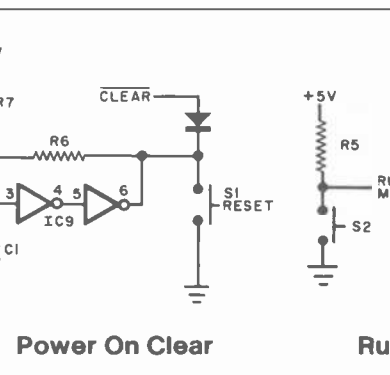
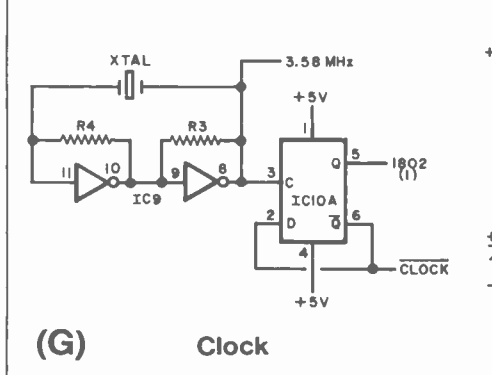
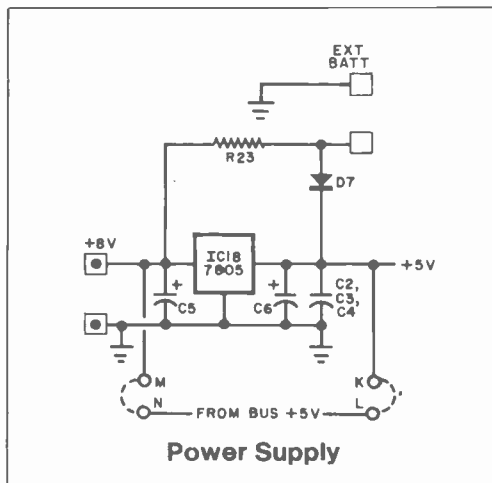
Fig. 5. The various parts of the circuit on the Product Board are shown schematically above and on the opposite page. Numbers in circles indicate jumper pads.



correct hardware I/O signalling devices. Note the eight clock pulses, 0-7, and the synchronization between them and the signals on the CPU lines. STATE CODES become valid just before the leading edge of TPA and continue valid until the trailing edge of TPB. External hardware is responsible for reading CPU signals during valid periods only. Each machine cycle outputs a 16-bit address of which the high-order eight bits are valid at the trailing edge of TPA and are followed by the low-order eight bits which are valid

**PARTS LIST—
PRODUCT BOARD**

- C1—2.2- μ F, 16-V electrolytic
 - C2,C3,C4—0.01- μ F, 50-V disc ceramic capacitor
 - C5,C6—10- μ F, 16-V electrolytic
 - D1 through D6—1N4148 switching diode
 - D7—1N4001 rectifier
 - IC1,IC2—2114 random-access memory
 - IC3—2716 ROM
 - IC4,IC5—1852 I/O port
 - IC6—CD4050 hex noninverting buffer
 - IC7,IC8—74LS00 quad 2-input NAND gate
 - IC9,IC15,IC16—74LS04 hex inverter
 - IC10—74LS74 dual D flip-flop
 - IC11—1802 CPU
 - IC12,IC13—74LS174 hex D flip-flop
 - IC14,IC17—74LS30 eight-input NAND gate
 - IC18—7805 5-volt regulator
 - Q1—2N4384 transistor
- The following, unless otherwise specified, are 1/4-watt, 10% tolerance, fixed carbon-composition resistors.
- R1,R2,R5,R11,R17—4.7k Ω
 - R3,R4—1k Ω
 - R6,R7—100 k Ω
 - R8,R9,R10,R12,R13,R14,R15,R16,R18, R19,R20,R22,R24—22k Ω
 - R21—2.2k Ω
 - R23—47 Ω , 1/2 W
 - XTAL1—3.579-MHz quartz crystal
- Misc.—Suitably etched and drilled, double-sided printed circuit board with plated-through holes and gold-plated edge-conductor contacts; one normally open, momentary-contact pushbutton switch; IC sockets (one 40-pin, three 24-pin, two 18-pin, ten 14-pin) or Molex Solder-cons; three 14-pin DIP headers; heat sink for IC18 measuring 1" \times 1/2" \times 1/8" or similar; hookup wire; solder; etc.



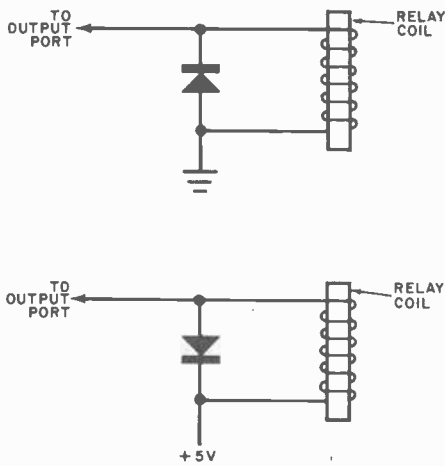


Fig. 6. How to determine load resistances on output ports. In circuit above, minimum relay coil resistance is 2.1 k Ω . The relay is active when the output is high. In the lower circuit, minimum relay resistance is 820 Ω . The relay is active when the output is low.

through the trailing edge of TPB. When the CPU reads from the data bus, data is latched into the CPU during TPB. I/O COMMAND lines N0, N1, and N2 are valid from the beginning of TPA to the end of TPB. The CPU tests the flag lines during an S1 cycle; the CPU responds to control signals WAIT and CLEAR during TPA, and samples DMA and INTERRUPT during TPB. Some conditions are valid only during certain types of machine cycles. For example, DMA is sampled only during machine cycles S1, S2, or S3.

Interfacing Memory. Having studied the signals present at the CPU, let's look at the schematic of the product board shown as Figs 5A through 5G. Data, in this case the high-order address bits, are latched into the Q outputs of the flip-flop during a low-to-high transition on the clock input. This low-to-high signal is produced through inversion of TPA

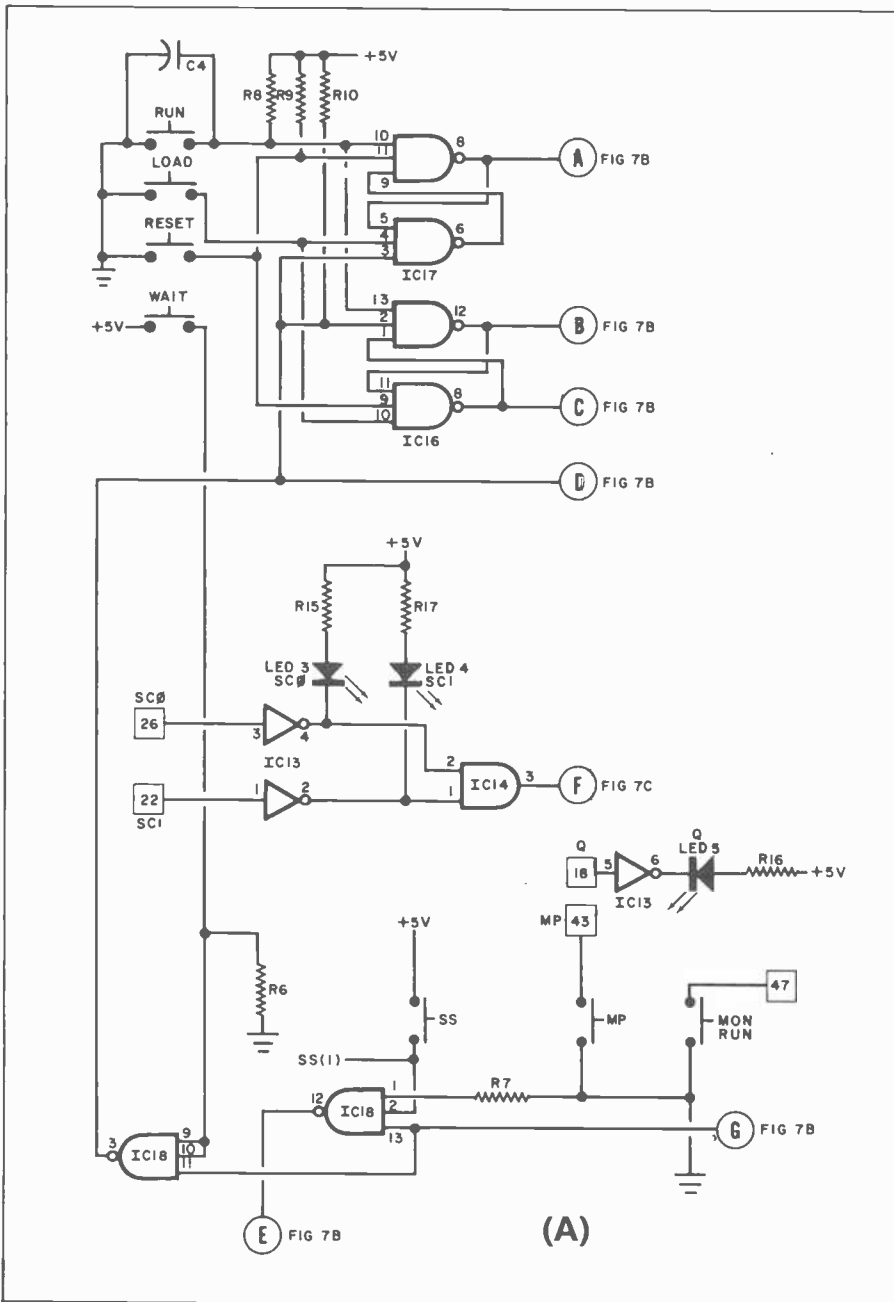
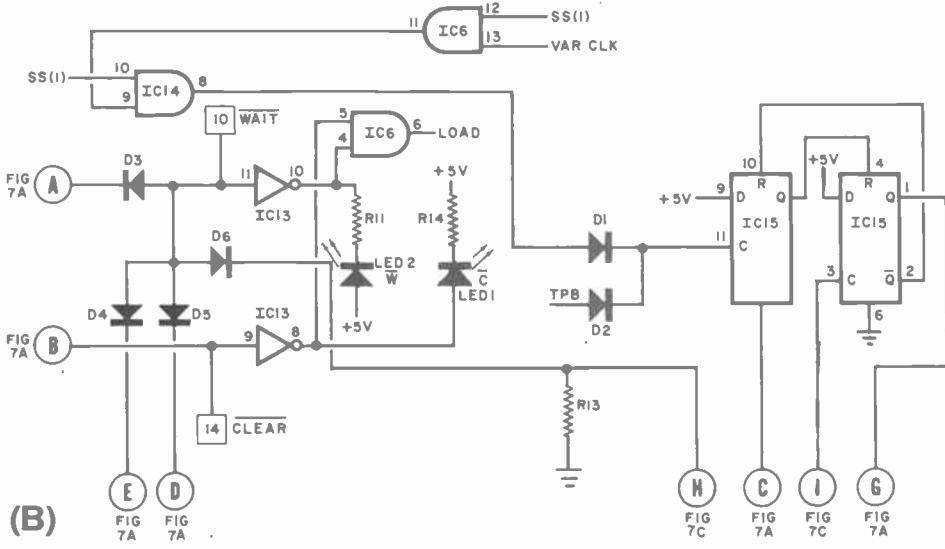


Fig. 7. Programming board circuits (A through F) are shown here and opposite

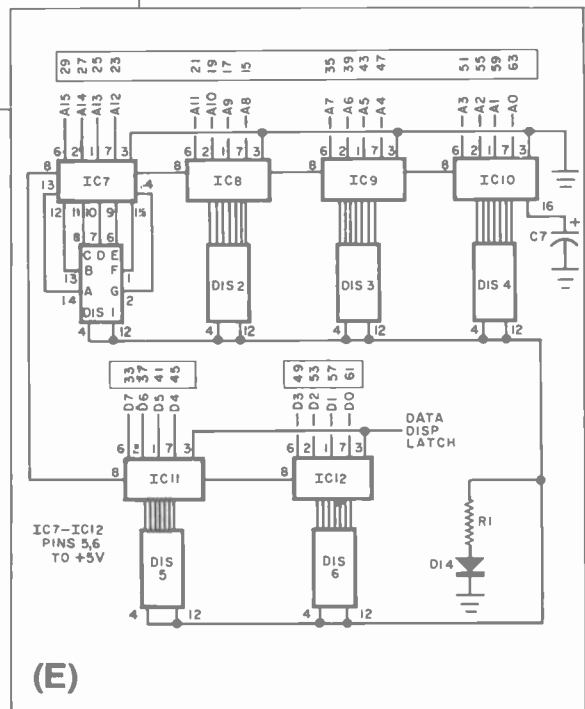
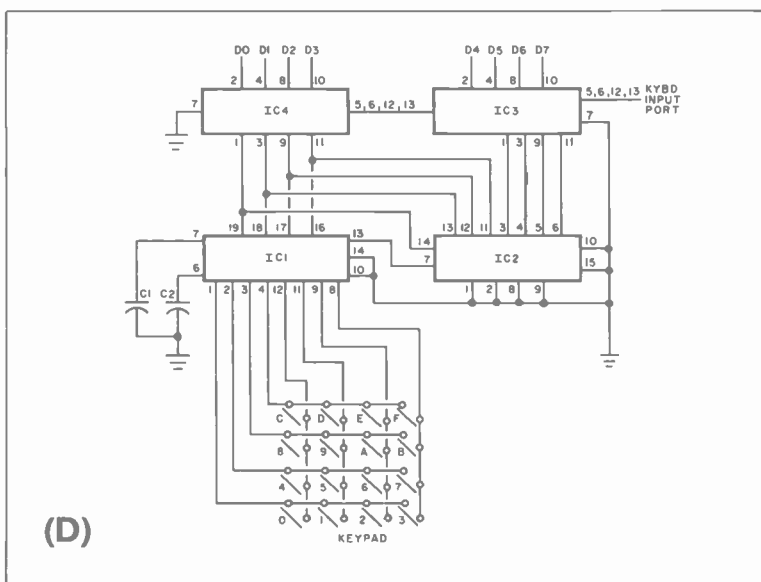
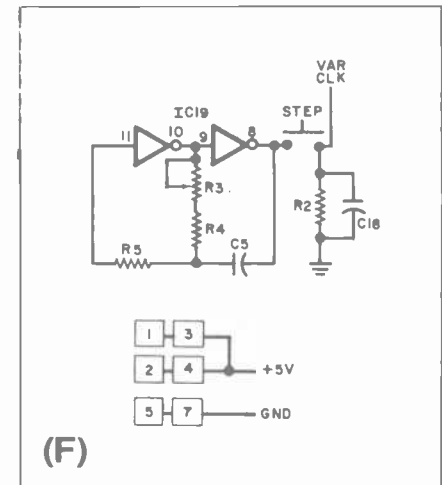
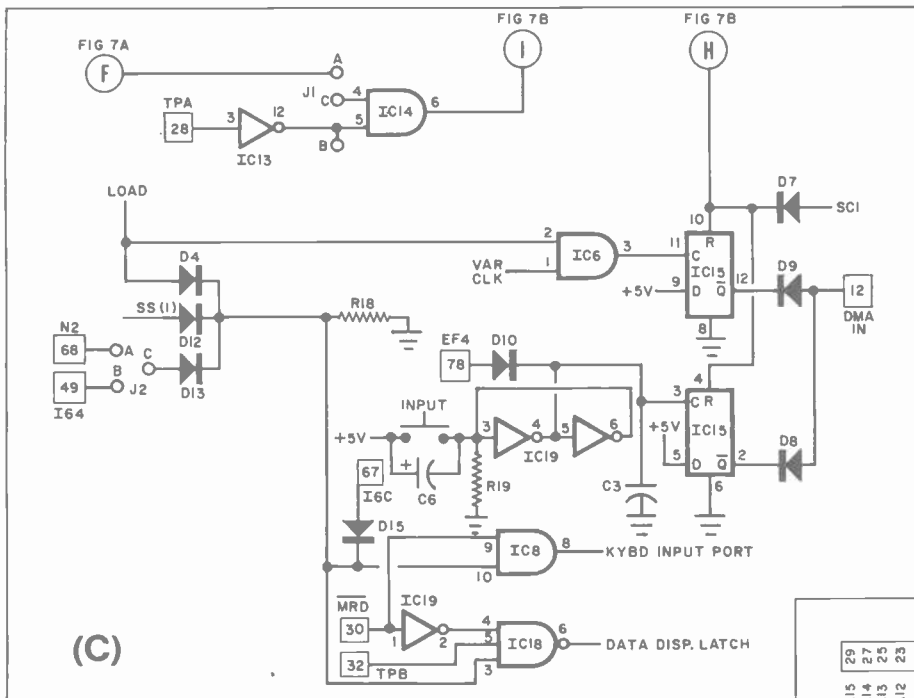
**PARTS LIST—
PROGRAMMING BOARD**

- C1, C5—1- μ F, 16-V electrolytic
- C2, C3—0.15- μ F Mylar capacitor
- C4—2.2- μ F, 16-V electrolytic
- C6, C7—22- μ F, 16-V electrolytic
- C8—0.1- μ F disc ceramic capacitor
- D1 through D13, D15—1N4148 switching diode
- D14—1N4001 rectifier
- DIS1 through DIS6—Common-cathode, seven-segment LED display
- IC1—74C923 CMOS 20-key encoder
- IC2—74C173 CMOS TRI-STATE quad D flip-flop
- IC3, IC4—CD4016 quad bilateral switch
- IC5, IC15—CD4013 dual D flip-flop
- IC6, IC14—74LS08 quad 2-input AND gate
- IC7 through IC12—MD 4368 hexadecimal-to-seven-segment decoder
- IC13, IC19—74LS04 hex inverter
- IC16, IC17, IC18—74LS10 triple 3-input NAND gate
- LED1 through LED5—Red light-emitting diode (HP5082 or equivalent)
- The following, unless otherwise specified, are 1/4-watt, 10% tolerance, fixed carbon composition resistors.
- R1—15 Ω , 1/2 W
- R2, R6, R7 through R10, R18, R19—4.7k Ω
- R3—1-M Ω , linear-taper trimmer potentiometer
- R4—22k Ω
- R5—1 M Ω
- R11, R14 through R17—470 Ω
- R12—200 Ω
- R13—47k Ω
- Misc.—Suitably etched and drilled, double-sided printed circuit board with plated-through holes and gold-plated edge-conductor contacts; 86-contact edge connector with gold-plated contacts; 22 normally open, momentary-contact pushbutton switches (this includes those comprising the hexadecimal keypad); two spdt toggle switches; IC sockets (seven 16-pin, eleven 14-pin) or Molex Soldercons; suitable hardware; hookup wire; solder; etc.



by IC9. The high-order address lines A8 to A15 are therefore present at the Q outputs of IC12 and IC13. Now, with the full 16-bit address present on the memory address bus, we can look at how the RAM IC1 and IC2 and ROM IC3 are actually addressed. RAM IC1 and IC2 contain 1,024 different memory cells or addresses; while ROM IC3 contains 2,048 different cells. The CPU is capable of addressing 65,536 different cells or addresses. To uniquely position our blocks of memory in the 65,536 address field, we must decode the upper address lines. If we want to address a RAM (IC1 or IC2 for example), we need 10 address lines, A0 through A9 ($2^{10} = 1024$). Note that on the 2114s, pin 8 is a chip-select line, active when low. The pin, when active, connects the memory cells to the data bus.

The 1,024 block could be addressed in any of 64 different blocks in the 65,536



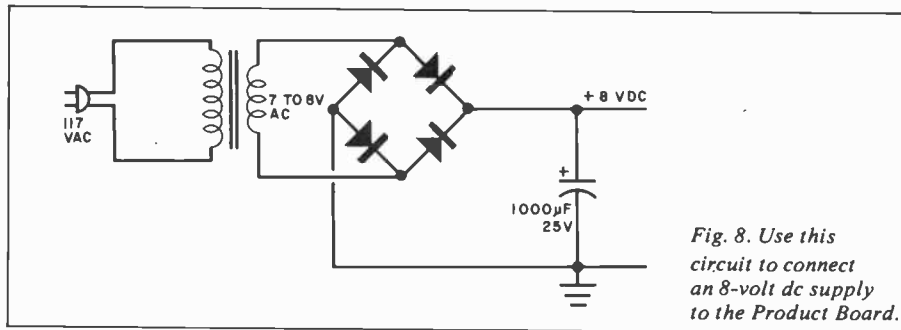


Fig. 8. Use this circuit to connect an 8-volt dc supply to the Product Board.

address field. Address lines A10 through A15 are decoded to select a specific field. If all the inputs to eight-input NAND gate IC17 are high, the output on pin 8 will be low and the RAM memory will be selected. The six address lines can be connected to the inputs of the NAND gate either directly or through hex inverter IC16. The use of inverters at selected address lines allows 64 (2⁶) different possible locations for the block of memory.

To determine which address lines require an inverter, write the binary equivalent of the first address in the block of memory. Label the high-order six digits A15 through A10. An inverter must be used at all locations with a 0 binary digit. To locate the memory block at F000 (hex), we would use an inverter on address 11 and connect A12 through A15 directly to the NAND gate. If only one memory block is used and it is to be located at 0000, the chip-select CS line can be grounded and IC's 14, 15, 16, and 17 can be removed.

The same principle is used in the 2K bank-select, using IC14 and IC15 to locate the position in the memory field for IC3.

To finish our discussion on the memory, let's look at the MEMORY READ and MEMORY WRITE lines. IC1 and IC2 deposit their data on the bus whenever the CS line is low so there is no need to have the CPU READ signal connected. The MWR (P) is connected to pin 10. When the CHIPSELECT and MWR lines are low, the information on the data bus is copied into the memory cell address. Data flows from IC3 to the data bus only when both the CS and MRD lines are low. Although the position of IC3 is principally intended to be filled by a 2716 EPROM (which requires that pin 21 be tied high), a 2K RAM can be used instead by connecting its pin 21 to MWR. If you plan to use a 2K RAM at IC3, check the specs carefully for signal requirements. Finally the MEMORY WRITE line, pin 10 (IC1 and IC2), is labelled MWR (P). The P means that the memory can be protected against accidental written data by grounding pin 9 of IC8, which prevents MWR from reaching the memory. This line, MP, is also connected to pin 43 on the 86-pin bus.

Interfacing I/O Ports. Integrated circuit IC5 has pin 1 tied low and acts as an input port. It has eight input lines that can be connected to external equipment via plug P2. These inputs, typically, would be connected to the status switches on a robot, alarm system, etc. When the data is valid and to be read, IC5's CLOCK line (pin 11) is externally made high. This latches the data into the input side of the port. A high-to-low transition of the CLOCK line causes the input data to be latched into the input port's output register and simultaneously sets the SERVICE REQUEST line, pin 23, low. At this point, the output drivers of IC5 are disabled and the data is not yet on the bus. The SERVICE REQUEST line of IC5, pin 23 can be connected to the CPU flag EF3, INTERRUPT, or DMA. If you use EF3, your program must interrogate EF3 and issue an instruction that results in the transfer of data from the port to a memory location designated by the program, as well as to the D register in the CPU. Actual data transfer takes place when IC5's CS1 and CS2 both go high. This enables the output drivers and puts the data on the bus. At the same time, SERVICE REQUEST is reset. Voltage at the inputs must be in the range of -0.5 to 5.5 volts dc. This is true of all the gates and inputs that we will discuss.

Output port IC4 is identical to input port IC5. Tying pin 2 high converts the chip to its output mode. Data is latched

into the port when CS1 is low during a MEMORY READ and CS2 is high during an output instruction, and when TPB is high. Data is immediately transferred to the output lines and is available at plug P3. A SERVICE REQUEST pulse is generated by the port after MRD line goes high. This pulse can signal the receiving device that new data is available.

The output lines can be connected to low-current relays or other digital devices. The 1852 will deliver up to 2.3 mA when the output is high or will sink up to 6 mA when the output is low. See Fig. 6 to determine the maximum and minimum resistances that may appear as loads on this port. Input and output commands can be changed by connecting pin 13 to a decoded N line (decoder must be on an expansion board). The output instruction for this board is 61 and the input is 6B. A final detail regarding the I/O ports is pin 14 CLEAR. A low on this line resets the port's registers and the SERVICE REQUEST output.

INTERRUPT/DMA Interface. As shown in the CPU timing diagram, DMA and INTERRUPT lines are only sampled for a short interval by the CPU. Therefore we must hold the request low until the CPU acknowledges that it has been received. This is done by flip-flop IC10B. A negative-to-positive pulse at pin 11 (clock) sets pin 8 low. Pin 8 can be connected to either the INT or DMA OUT line on the CPU. If an interrupt is chosen, pin 8 of IC7 will go low because the STATE CODE lines SC0 and SC1 will both be high. (See Fig. 4.) This will reset IC10B and signal the device requesting the interrupt that the CPU has responded. Jumper 7, A to C, must be connected. If IC10B pin 8 is connected to DMA OUT, IC7 pin 11 will go low when the STATE CODE lines indicate that DMA is in progress, again resetting the flip-flop and acknowledging the DMA request via jumper 7, A to B. These examples illustrate the importance of understanding timing diagrams.

To Output Port			
0000	OUT 1	61	Output next byte
0002		FF	All 1's
0003	IDL	00	Idle

Fig. 9. Use the program at left to output a byte and the one below to input a byte.

To Input Port			
0000	LD1	F8 00 B1	Load 00 in high order Reg. 1
0003	LD1	F8 10 A1	Load 10 in low order Reg. 1
0004	Set X	E1	Set X to
0005	IN3	6B	Input data
0006	Out 4	64	Display it on program board
0007	IDL	00	Idle

POWER ON/CLEAR Circuit. This automatically resets the CPU in the event of a power failure. Its usefulness depends on the retention of data in memory despite power loss, which means that the memory or program memory must be in ROM. When the CLEAR line on the CPU is held low with the WAIT line high, the CPU is reset. This condition is met on a power up because the CLEAR line is held low by IC9 until C1 charges. This delay lets the onboard crystal oscillator stabilize before program execution begins.

The crystal clock generator (2 gates of IC9) generates a 3.578-MHz square wave. The D-type flip-flop IC10A is used to divide the frequency by two. The 1802 clock input is connected to pin 5 of IC10A. A CLOCK signal is provided to drive a color video system in an expanded setup.

Buffers and Power Supply. Input and output buffers in IC6 isolate the external flags and Q lines from the CPU. Buffers are far less costly than CPUs and can serve as protection against voltage transients and short circuits that may occur in the outside world. Additionally, they are capable of sourcing and sinking larger currents than can CPU lines.

The power-supply regulator Q2 will deliver up to 500 mA dc. The programming board also gets its power from this source. The power requirement of the product board, fully loaded, is 110 mA. An optional NiCd battery pack can be added (four 1.5-volt cells) to power the product board for about 2 hours in the event of a power failure.

Programming Board. The purpose of the programming board is to load a program into the memory on the product board and then test the program and hardware. It can be disconnected from the product board when the programming and testing are complete. The programming board (Figs. 7A through 7F) is connected (via the 86 pin bus) to the CLEAR and WAIT lines on the CPU; therefore it can place the CPU in any of its four modes, displaying the mode selected on LED1 and LED2. Two LEDs (LED3 and LED4) on the STATE CODE lines identify the type of CPU machine cycle in progress.

The hex value of the entire 16-bit address line is displayed on 7-segment displays DIS1 through DIS4. Two 7-segment displays (DIS5 and DIS6) perform the same function for the data bus. Data bus displays are also configured as an output port responding to a 64-output instruction. A hex keyboard is connected to the data bus via two 4116 gates. IC1 converts the hex value of the key press to its 4-bit binary equivalent. When a second key is pressed, the value

(Continued on page 74)

Our secret to tracking these fantastic grooves makes every record you own sound better!

New AT155LC Vector-Aligned™ Stereo Cartridge



There are perhaps a dozen reasons why the new AT155LC does so well tracking even the most explosive new digital records. An advanced new Line Contact stylus, our exclusive Vector-Aligned™ magnetic system, and new high-efficiency coil and core designs to mention just a few.

But it's our *sound*, not the construction that is important. And our capability to track even the tough records which benefits you every time you listen. Because even slight mis-tracking can quickly destroy any record, shortening both disc and stylus life dramatically.

Of course it's easy to claim "good tracking"... everybody says it. *Proving* it is something else. *Well, we guarantee that every new AT155LC will pass an objective test which easily exceeds the limits of most commercial pressings.* Specifically, the AT155LC will cleanly track the 90 micron band of a standard

DIN 45 549 or AT6607 equivalent test record at 1.6 grams. And the less-demanding 80 micron band at just 1.2 grams.


Of course tracking is not the only virtue of the new AT155LC. Response is uniform from 5 to 35,000 Hz, separation is great, and efficiency is uncommonly high*. All claims we back up with specific tests any lab can duplicate.

But the most important test is a visit to your Audio-Technica dealer. Ask to hear the new AT155LC with

your favorite records and with the new digital blockbusters. We promise a remarkable sonic experience. And audible proof that the new AT155LC can unlock the full potential of every other hifi component you own.

*Performance specifications available on request.

audio-technica.
AUDIO-TECHNICA U.S., INC.,
1221 Commerce Dr., Stow, OH 44224
Dept. 110P.



EQUIPMENT AND TRAINING NO OTHER SCHOOL CAN MATCH.

**NTS HOME TRAINING INVITES YOU TO EXPLORE MICROCOMPUTERS,
DIGITAL SYSTEMS AND MORE, WITH STATE-OF-THE-ART EQUIPMENT
YOU ASSEMBLE AND KEEP.**

Without question, microcomputers are the state of the art in electronics. And NTS is the only home study school that enables you to train for this booming field by working with your own production-model microcomputer.

We'll explain the principles of troubleshooting and testing your microcomputer and, best of all, we'll show you how to program it to do what you want.

You'll use a digital multimeter, a digital logic probe and other sophisticated testing gear to learn how to localize problems and solve them.

We believe that training on production-model equipment, rather than home-made learning devices, makes home study more exciting and relevant. That's why you'll find such gear in most of NTS's electronics programs.

For instance, to learn Color TV Servicing you'll build and keep the 25-inch (diagonal) NTS/HEATH digital color TV.

In Communications Electronics you'll be able to assemble and keep your own NTS/HEATH 2-meter FM transceiver, plus test equipment.

But no matter which program you choose, NTS's Project Method of instruction helps you quickly to acquire practical know-how.

Send for the full color catalog in the electronics area of your choice—discover *all* the advantages of home study with NTS!

NTS also offers courses in Auto Mechanics, Air Conditioning and Home Appliances. Check card for more information.

1.

2.



electronic games

SPACE-AGE LEISURE ACTIVITY

BY JERRY AND ERIC EIMBINDER

Part 2: Comparing what's available today.

THERE are so many hundreds of electronic games on the market today that buying decisions are generally made rather quickly on the spot. In most instances, the buyer has never seen the game before and has no idea if a particular desirable feature might be available in a competing brand. So here's a guide to electronic games to help you prepare yourself before you visit a dealer.

A 10-factor weighted rating system can be employed in evaluating electronic games available in today's marketplace. This system assigns a different number of points from 10 to 25 to each factor, depending on the importance to the user. The highest weight, 25 points, is given to "interest retention" (long-term popularity).

The rating system or "Electronic Game Evaluation Guide" does not include price. Therefore, a game with a high rating is not necessarily a good value. For this reason, ratings we compiled were used mainly to determine the games to be reviewed in this article and actual ratings are mentioned sparingly.


The same system should be helpful to you in evaluating games prior to purchase (if you get an opportunity to try the games). It is described in Table I.

Board Games (Table II) include electronic versions of old, familiar games (chess and backgammon), modified versions of conventional board games (such as "The Generals," a computerized game based on "Stratego") and new games specifically designed to take advantage of electronic technology ("Electronic Detective").

Fidelity emerged as a leader in electronic game technology in 1978 when it captured first place in a San Diego microcomputer chess tournament. Its "Chess Challenger" went undefeated in 12 games (winning 10 and drawing 2) against "Micro-Chess 1.0" (Heath H8),

"Micro-Chess 1.5" (Radio Shack TRS-80), "Micro-chess 2.0" (Commodore PET), "BORIS" and "SARGON 1" (Radio Shack TRS-80).

The newest chess product in Fidelity's line is "Voice Sensory Chess Challenger." Its artificial voice lacks the natural qualities of "Speak & Spell," but that's about its only flaw. With a suggested retail price of \$360, "Voice Sensory



Fidelity's Voice Sensory
Chess Challenger

TABLE I—ELECTRONIC GAME EVALUATION GUIDE

No.	Consideration	Comments	Weight
1	Interest retention	What is the probability that the game will still be popular months after its initial use?	25
2	Player skill required	How much skill and judgment is needed to play? Is it too easy or too difficult?	20
3	Design creativity	How unusual is the game? In the case of sports-based games, does it simulate on-the-field action in an enjoyable manner?	20
4	Competitiveness	Can two or more players feel active competitive involvement?	15
5	Display realism/packaging/controls	How clever are the graphics? How lively is the action on the screen? Are the controls easily manipulated?	15
6	Time needed to learn the game	Is the game tricky to learn? If it is, an experienced player has an advantage not provided by skill but by familiarity with the system.	10
7	Computer as opponent	Is the computer smart enough to perform as a worthy adversary or to challenge the ingenuity of the player?	10
8	Sound effects	Has voice or sound been used effectively to enhance game play?	10
9	Game variation/random generation	Are a number of interesting variations of the basic game offered? Is random generation used, and if so, is it used effectively?	10
10	Overall execution	All factors considered, how well have the previous nine factors been combined to form an appealing game?	15
		Total	150

Challenger" makes good use of its 50-word vocabulary and its 224,000 bits of ROM. For the inexperienced player, it can tell how to set the board and illuminate paths to illustrate how each piece is moved. If the player needs help, the computer will recommend a move. Should the player violate the rules of chess it announces "illegal move."

The new Fidelity game can duplicate 64 of the world's greatest chess games including matches played by Morphy, Capablanca, Spassky and Fischer. The player can assume the role of either of the original participants; the computer will award points for correct moves and reveal how the game was played by the original opponents. It can, of course, also play a mean game of chess when operated at its highest skill level (ten levels are provided).

To move a piece, the player first touches its present position and then touches the new position. This is a great improvement over using the usual separate built-in keypad. A light at each position indicates that the move has been registered with the computer. The computer announces both its own moves and the player's moves. According to the manufacturer's promotional literature, the "Voice Sensory Challenger" calls out every capture; actually, it only announces the computer's captures.

Blending the Old and New. Somewhere in the city, a thief is about to commit a crime. You're a private detective armed with the latest development in sophisticated crime detection equipment, an electronic "Crime Scanner."

You press the "Clue" button on your crime scanner and the display reveals the street on which (or the building in which) the crime is taking place. But that's not all your scanner does; it also monitors the scene of the crime for sound. You hear the thief as he breaks a glass window.

The chase is on. You head for the jewelry store across the street from Ma's Ice Cream Shop. And you're not alone. Other private detectives, who are also after the reward money, are joining in the pursuit.

Now you hear the thief running along the street but you're still too far away to apprehend him. You and the other detectives continue to close in as he heads for a nearby subway station.

You're playing "Stop Thief," an electronic cops-and-robbers game, controlled by a four-bit microcomputer. Eventually, you or one of the other players will track the thief down successfully and move in for the arrest. You'll collect at least \$800 in reward money as the police arrive with sirens wailing and guns firing, unless the thief slips away. In that case, all you'll get is a

parting, "Na-na-na-an-na-na," from the thief as he escapes.

"Stop Thief" is a modern-day board game; it has buildings and streets, and it's played with dice and paper money. If this description is reminiscent of "Monopoly" it should be pointed out that Parker Brothers, the creators of "Stop Thief," also developed "Monopoly" 45 years earlier.

Are they trying to rework the same formula? Both games have decks of chance cards and both involve moving player pieces along streets (although the streets in "Monopoly" have famous names such as Boardwalk and Park Place; whereas the streets in "Stop Thief" merely have numbers).

No, "Stop Thief" is not "Monopoly," updated. It is uniquely a product of the microcomputer era. It uses a complex software program, imbedded in a Texas Instruments TMS1000 microcomputer IC by a single-level mask technique. Three parts of the microcomputer configuration are programmed simultaneously: read-only (instructions) memory, instruction decoder, and output encoder. These three sections control information storage and processing.

"Stop Thief" can be thought of as a blend of the old and the new. It retains the competitive nature of the basic board game, while introducing comput-

er-controlled challenge (finding the thief), computer-assisted play (for example, if a player forgets some clues, he can recall the last 10 clues from the microcomputer's memory), and computer-generated sound.

A recently published review comparing Ideal's "Electronic Detective" with Parker Brothers' "Stop Thief" came to four conclusions: (1) the two games are similar, (2) "Electronic Detective" is much more complicated, (3) "Electronic Detective" is a greater challenge, and (4) "Stop Thief" is more appropriate for



Ideal's Electronic Detective

TABLE II—ELECTRONIC BOARD GAMES

Game	Description
TRYOM Omar V Super System III	Computer employs all backgammon strategies against player. Moves shown on LCD display window.
FIDELITY Sensory Chess Challenger Voice Chess Challenger Voice Sensory Chess Challenger Checker Challenger Backgammon Challenger	Moves automatically entered/indicated on board. Moves shown on LED window and announced. Indicates and announces moves automatically. Moves shown on LED window. Moves shown on LED window; conventional dice.
IDEAL The Generals Electronic Detective*	Electronic equivalent of Stratego. Killer's identity is deduced through clues.
PARKER BROTHERS Stop Thief Code Name Sector	Part "Monopoly," part "Clue," but mostly new. "Aging" search-and-destroy submarine hunt.
EPOCH Detective Game*	Sound clues, search-and-arrest buttons.
MILTON BRADLEY Electronic Battleship	Electronic version of grid-position, sea battle.
LAKESIDE Intercept	Attack pilot tries to slip through missile defense system.
CARDINAL Brian Electronic Chess	Conventional backgammon set with randomly generated electronic dice. Seven-level and 12-level versions (beginner to expert).

* Considered as a board game though a board is not actually used in playing the game.

younger players. We disagree on all four counts.

The games are not similar even though they both employ versions of the TMS1000 microcomputer. "Stop Thief," like "Monopoly," is a board game; that is, apprehending the criminal depends upon being in the right place at the right time. Getting there is a combination of luck (resulting from the roll of the dice) and skill (knowing where to move and when). "Electronic Detective" is not a board game; it is a game of deduction, careful scrutinization of alibis and weighing of evidence.

"Electronic Detective" is no more complicated than "Stop Thief" and every bit as easy to learn. "Stop Thief," because the criminal is constantly on the move, presents a different kind of challenge. In one case, the players are trying to overtake a fleeing criminal; in the other, they are trying to determine his or her identity.

As "Electronic Detective" begins, a murder takes place. Now it's up to each player to determine who the killer is through questions keyed into the computer. Alibis of suspects must be carefully checked because even innocent suspects may sometimes lie.

As suspects are interrogated, evidence is uncovered. The player wins if he correctly identifies the killer. But, be care-

ful, a false accusation removes the player from the game. The computer plays the funeral dirge for each detective who is eliminated.

More than 130,000 different crime situations are possible. Players can choose from three levels of skill: gumshoe, sleuth or master detective.

Anyone who likes to solve a mystery, should enjoy playing either "Electronic Detective" or "Stop Thief." The two games differ not only in the type of criminal being tracked down (in "Electronic Detective," he's a murderer; in "Stop Thief," he's just a crook) but in basic concept and method of play. Both games are appropriate for younger players once an experienced player has explained the rules and briefly discussed strategy considerations.

Generals Battle It Out. Ideal's "The Generals" is a computerized version of Milton Bradley's board game "Stratego," which, in turn, was an American version of a game developed in Holland. The marshall in "Stratego" is now a five-star general and the nearly powerless spy has been replaced by an extremely dangerous agent, but the cast of players is generally the same. So is the object, which is to capture the opponent's flag.

In both games, the players are supplied with armies and move their troops

across a battlefield. But the addition of an electronic judge in "The Generals" does have its benefits. In an encounter between two battle pieces, the computer identifies the winning piece without revealing its rank. This is a major improvement over "Stratego," where opponents must reveal the ranks of their pieces in each confrontation. Not knowing the ranks of an opponent's remaining pieces forces a player to make more assumptions and use more risky strategic planning.

The role of the electronic arbiter is limited to revealing which of two pieces, engaged in battle, has the higher rank. "The Generals" is strictly a two-player game; one player cannot oppose the computer.

When scored by using the rating system described earlier, "Electronic Detective," "Stop Thief," and "The Generals," each tallied over 80%, as shown in Table III. A score of 65% or better is considered acceptable.

Road Racing (Table IV). You might call Kenner's "Redline" a dashboard game. It is designed as a replica of a dragster steering wheel and has a digital console with gear and gas controls, gear and rpm readouts and a string of engine status lights.

The idea of the game is to control the engine so as to win the race without jumping the start signal or exceeding the safe limit (redline) for engine speed.


TABLE III—APPLICATION OF RATING SYSTEM

No.	Consideration	Electronic Detective	Stop Thief	The Generals
1	Interest retention	23	24	21
2	Player skill required	17	18	12
3	Design creativity	18	19	14
4	Competitiveness	15	15	15
5	Display realism/packaging/controls	15	13	N/A
6	Time needed to learn the game	6	7	10
7	Computer as opponent	10	10	N/A
8	Sound effects	9	10	7
9	Game variations/random generation	10	10	N/A
10	Overall execution	15	15	15
Total Points		138	141	93
Max. Possible Points		150	150	115
Score (%)		92	94	81

N/A = Not Applicable

TABLE IV—ELECTRONIC ROAD GAMES

Game	Description
BANDAI Champion Racer	5-gear racing game with separate starting line. Two-button steering control.
KENNER Redline	4 gears. No lanes to drive. Player controls engine speed.
MATTEL Auto Race	4-speed gear shift. Sliding control for steering. Zings for victory. Buzzes for defeat.
TIGER Raceway	4-gear racing game. Counts number of collisions. Trumpeting sound for victory; buzzer sound for defeat.



Tiger Raceway

If the player "blows" his engine while shifting gears from neutral through fourth, his foul indicator lights up and he must restart the race. Steering along a raceway is not involved. The sound effects are impressive and include "revving" of the engine, engine blowout, and screeching tires.

Mattel's "Auto Race," Tiger's "Raceway," and Bandai Electronics' "Champion Racer" are all based on driving on a track. The Mattel and Tiger games are very similar. The object of

both games is to cover four laps in as short a time period as possible. If the four laps haven't been driven after 99 seconds have elapsed, play ends.

"Raceway" has several nice touches. Its miniature steering wheel and throttle are more realistic than would ordinarily be expected from a car-racing game. Both provide the equivalent feel of full-scale arcade games as the player shifts gears and changes lanes. If the driver successfully completes the required four laps, "Raceway" displays both elapsed time and the number of collisions with oncoming vehicles along the way. Mattel's game only displays elapsed time (or the 99-second time limit). (another way in which "Champion Rac-

er" differs from "Raceway"). Points are scored by avoiding collisions on the track; the faster the driving speed, the more points that can be accumulated. Each time a collision occurs, the player must start again from the pit.


If a player covers more than 99 miles, the two-digit light-emitting-diode display switches from digital to alpha/numerical readout (A1=101 miles, C1=121 miles, etc.). The display flashes with 10 seconds left to play alerting the player that the game is ending.

Electronic Games of Chance (Table V). Picture yourself playing Gin. Your opponent says "no thanks," as you discard the ten of clubs. It's his last decision. On your next move, you draw the card you need for Gin. You've just beaten Mattel Electronics' "Computer Gin" at the low-skill setting. Now you're ready to play it at the high-skill level.


Besides two skill levels, Computer Gin also can oppose you in Go Draw or 33.

In Gin, you receive 11 cards, face up, on the display. Your hand is unknown to the computer; its hand is unknown to you. You dispose of the least desirable card by pushing the discard button. The discarded card then disappears from the screen; the computer either accepts it with "thanks" or picks a fresh card from the deck. It's your turn again and, automatically, a new card from the deck flashes on the screen. If you want it, you push the select button and again dispose of the least desirable card. If you don't want it, you hit the draw button and receive a different card. And so on, until either you or the computer gets Gin.


Don't get too excited if you draw a great poker hand against the dealer (the



Bandai Racer



Mattel's Computer Gin



Entex Poker

In both games, the computer sends vehicles into the same driving lane being used by the player; constant reaction by the player, therefore, is needed. Each collision knocks the player's car back one space. If the player doesn't move his car from its lane immediately after a collision, the other car will continue to push him backwards. The cars are displayed as lines, not graphic images. The line representing the player's car is a brighter red than the other lines, which is sufficient for distinguishing between the player's car and other vehicles. However, the pictorial representation of moving cars, such as used by Bandai Electronics in "Champion Racer," is visually superior.

In "Champion Racer," the player has 90 seconds to cover as many miles as possible. He can shift through five speeds (as compared to four with Tiger's "Raceway") and he can move into reverse (not possible with "Raceway").

To start "Champion Racer," the player moves his car from the pit onto the racetrack. He must be careful as he works his way up the field because cars can come at him from either direction

TABLE V—CARD AND CHANCE GAMES

Game	Description
BAMBINO Blackjack	Has bet, hit, stay buttons and keyboard. Includes sound effects. Also plays poker and bridge.
ENTEX Electronic Poker Jackpot Gin Rummy	Plays 5-card draw poker. Has deal, bet and call buttons plus keyboard. Provides sound effects. Plays Gin and Vegas-rules blackjack.
FIDELITY Voice Bridge Challenger Bridge Bidder	Announces bids in accepted bridge terminology. Can be partner or opponents. Learning aid. Player enters hand. Bid is suggested by computer.
MATTEL Computer Gin	Computer can oppose you in three different card games: Gin, Go Draw, and 33.
TRYOM Goren Bridgemaster	Uses 40-character keyboard. Has 8-character alphanumeric display. Programmable.
UNION MAJOR Yacht Four	Rolls dice numbers electronically. Provides musical cheer for winner.
UNISONIC "21"	Has insurance, splitting, doubling down, hit, stand, bet and play buttons; 12-digit display.

computer) when playing Entex's "Electronic Poker." The chances are good that the dealer will fold quickly.

Both hands are dealt face down on an LED display. As in conventional draw

poker, the player can discard existing and draw new cards. He can then bet or fold. After the first bet, two dealer cards are revealed. The player can call or bet again, and another dealer card is re-

vealed. The player can bet again, or call and the computer will reveal the winning hand, display the winnings or losses and the accumulated totals.

Union Major's "Yacht Four" is an electronic 5-dice game similar to "Kismet," "Yahtzee," "Poker Dice," and "Casino Games" (trademarks of Spare-Time Products, Inc.; E.S. Lowe Co., a Milton Bradley Company; Aurora Products Corp.; and Invicta Games, respectively). The readout displays the most strategic move to make after each roll.

Land, Sea, Air, and Space Warfare Games (Table VI). Most of the hand-held space-warfare electronic games are similar in concept to the popular arcade game, "Space Invaders." Exceptions are Kenner's "Star Wars," which puts the player in command of the "X-Wing Fighter" in combat with a "Tie-Fighter," and Bambino's "Space Laser Fight," a space version of a shootout in the Old West.

In "Space Invaders," an alien squadron is heading toward the earth. The player defends his planet by destroying the attackers as they attempt to land.

The Entex version is remarkable in its duplication of most of the features of the arcade and video cassette games. The pace of the attack, the rapid fire by the enemy ships, the destruction of the defense shields, the cruising mother ship and the landing on earth are expertly programmed. The visual display provides spaceship replicas not lines as several other games offer.

TABLE VI—WARFARE GAMES

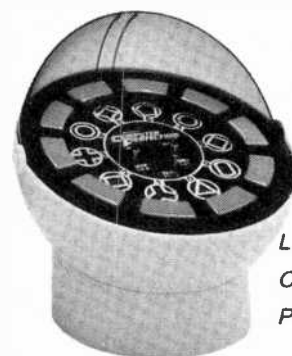
Game	Description
ATARI Space Invaders	Hand-held version of popular arcade game.
BAMBINO Space Laser Fight UFO Master Blaster	Robots shoot it out on outstanding visual display. Simplified version of Space Invaders.
BANDAI Missile Invader Super Galaxy Invader	The enemy doesn't try to land in this version of Space Invaders. Deluxe version of Missile Invader.
ENTEX Space Invader	Well-executed version of the arcade game.
EPOCH Invader From Space	Three skill-level version of Space Invader.
KENNER Star Wars	Object is to determine grid position of enemy and destroy.
MATTEL Space Alert Sub Chase Armor Battle	Mini Space Invaders. Also called Battlestar Galactica and Flash Gordon. Drop depth charges while dodging torpedos. Duel enemy tank while avoiding line mines.
TIGER Sub Wars	Torpedos are fired against fleet.
TOMY Cosmic Combat	Avoid enemy missiles when shooting at overhead ships.
VANITY FAIR Electron Blaster	Still another version of Space Invaders.

TABLE VII—FOLLOW THE LEADER GAMES

Game	Description
ATARI Touch Me	Offers three games requiring repeating of lights, sounds and colors.
CASTLE Einstein	Player repeats colors and sounds.
MILTON BRADLEY Pocket Simon Super Simon	Miniature version of Simon. Player duplicates colors and sounds.
TIGER Copy Cat	Sequences of lights and sounds. Speed up as game progresses.

TABLE VIII—CODE-BREAKER GAMES

Game	Description
INVICTA Electronic Mastermind Supersonic Mastermind	Break the secret code set by the computer. Deluxe Electronic Mastermind with sound.
LAKESIDE Computer Perfection Le Boom	Four games based on turning lights on in sequence. Search for clues to defuse the bomb.
MILTON BRADLEY Comp IV	A correctly guessed number is indicated by flashing lights.



*Lakeside
Computer
Perfection*

Follow-the-Leader Games (Table VII) are simply games that test the memory of the player in some way. He might be asked to duplicate a string of numbers or a series of musical notes. Some of the products listed in the multi-function category include follow-the-leader games among other types.

Code-Breaker Games (Table VIII) require the player to identify unknown information generated by the computer. Trial-and-error or deduction techniques are employed. ◇

To be continued next month.

Pulse Amplitude Reference

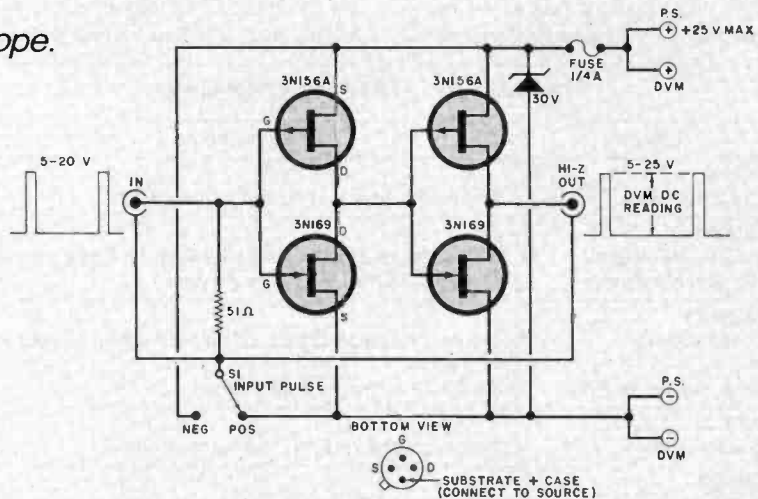
Easy-to-build circuit amplifies input pulses when calibrating an oscilloscope.

BY IMRE GORGENYI

WHEN working with very narrow, low-amplitude, low-energy pulses, it is advantageous to calibrate the scope you are using at actual working conditions with probes and attenuators in place. This is not always easy since pulse amplitude calibrators usually have low-level outputs—often under one volt.

The simple, all-FET circuit shown here provides pulse amplitudes to 25 volts, if desired, from pulse inputs of 5 to 20 volts. Since the two FET pairs are driven to their open-saturated condition, output pulses have the same amplitude as the power supply voltage. Absolute amplitude of the output can be monitored by a DVM at all times.

The circuit can handle narrow pulses




The circuit can be assembled on a perforated board.

and slow repetition rates. It can be assembled on a small piece of perforated board using BNC connectors for the input and output and can be connected directly in the 50-ohm line between the

pulse generator and scope. The circuit, including power supply and digital voltmeter connectors, is "floating." Circuit protection is formed by the fuse and zener diode. ♦

The printer you
always wanted
but could
never afford,



now you
can afford.

Epson.

The most revolutionary thing about the Epson MX-80 isn't the bidirectional printing or the logical seeking function. It isn't even the disposable print head—although that's pretty revolutionary. The most revolutionary thing about the MX-80 is the price. How, you may ask, could a printer that does as much as the MX-80 cost less than \$650?

Frankly, it wasn't easy. But the MX-80 could only have come from the world's largest manufacturer of print mechanisms. Epson.

The world's first disposable print head: when it wears out, just snap it out and throw it away. A new one costs less than \$30, and you can install it yourself with one hand.



EPSON
EPSON AMERICA, INC.

23844 Hawthorne Boulevard, Torrance, California 90505 • Telephone (213) 378-2220

We spent three long years designing the MX-80 from the ground up to have all the functions people wanted, to be reliable like all Epson Printers, and to be produced on a scale that would allow us to charge less for each one. The MX-80 is our proof that it can be done.

Among its features, the MX-80 prints 96 ASCII, 64 graphic and eight international characters in a tack-sharp 9x9 matrix. It prints bidirectionally at 80 CPS with a logical seeking function to maximize throughput. And it has the world's first disposable print head.

If you've ever wanted a printer that could do it all at a price you could afford, you've got to see the Epson MX-80.

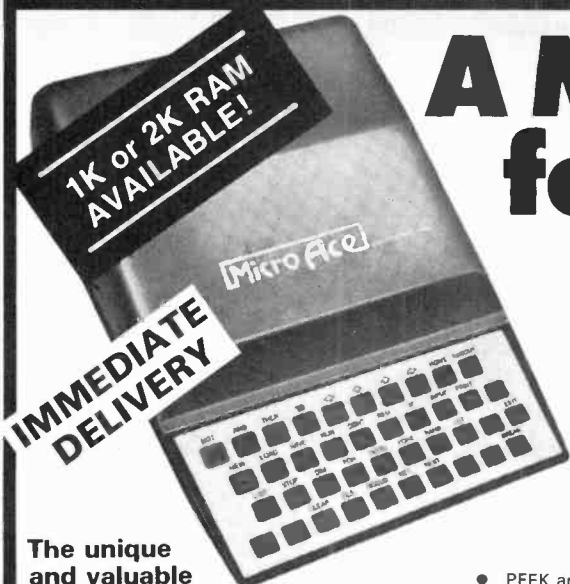
Because seeing is believing.

A Microcomputer for everyone at a Micro Price

The **MicroAce** - a new generation of miniature computers
A COMPLETE COMPUTER for \$149.00 for 1K Kit



Post and Packing FREE
 (Add 6% Tax for Shipments inside California)



The unique and valuable components of the MicroAce

The MicroAce is not just another personal computer. Quite apart from its exceptionally low price, the MicroAce has two uniquely advanced components: the powerful BASIC interpreter, and the simple teach yourself BASIC manual.

The unique versatile BASIC interpreter offers remarkable programming advantages:

- **Unique 'one-touch' key word entry:** the MicroAce eliminates a great deal of tiresome typing. Key words (RUN, PRINT, LIST, etc.) have their own single-key entry.
- Unique syntax check. Only lines with correct syntax are accepted into programs. A cursor identifies errors immediately. This prevents entry of long and complicated programs with faults only discovered when you try to run them.
- Excellent string-handling capability — takes up to 26 string variables of any length. All strings can undergo all relational tests (e.g. comparison). The MicroAce also has string input — to request a line of text when necessary. Strings do not need to be dimensioned.
- Up to 26 single dimension arrays.
- FOR/NEXT loops nested up to 26.
- Variable names of any length.
- BASIC language also handles full Boolean arithmetic, conditional expressions, etc.
- Exceptionally powerful edit facilities, allows modification of existing program lines.
- Randomise function, useful for games and secret codes, as well as more serious applications
- Timer under program control.

- PEEK and POKE enable entry of machine code instructions, USR causes jump to a user's machine language sub-routine.
- High-resolution graphics with 22 standard graphic symbols.
- All characters printable in reverse under program control.
- Lines of unlimited length.

'Excellent value' indeed!

For just \$149.00 (excluding handling charge) you get everything you need to build a personal computer at home... PCB, with IC sockets for all ICs; case; leads for direct connection to a cassette recorder and television (black and white or color); everything!

Yet the MicroAce really is a complete, powerful, full-facility computer, matching or surpassing other personal computers at several times the price.

The MicroAce is programmed in BASIC, and you can use it to do quite literally anything, from playing chess to managing a business.

The MicroAce is pleasantly straightforward to assemble, using a fine-tipped soldering iron. It immediately proves what a good job you've done: connect it to your TV ... link it to the mains adaptor ... and you're ready to go.

Fewer chips, compact design, volume production-more power per Dollar!

The MicroAce owes its remarkable low price to its remarkable design: the whole system is packed on to fewer, newer, more powerful and advanced LSI chips. A single SUPER ROM, for instance, contains the BASIC interpreter, the character set, operating system, and monitor. And the MicroAce 1K byte

RAM (expandable to 2K on board) is roughly equivalent to 4K bytes in a conventional computer — typically storing 100 lines of BASIC. (Key words occupy only a single byte.)

The display shows 32 characters by 24 lines. And Benchmark tests show that the MicroAce is faster than all other personal computers.

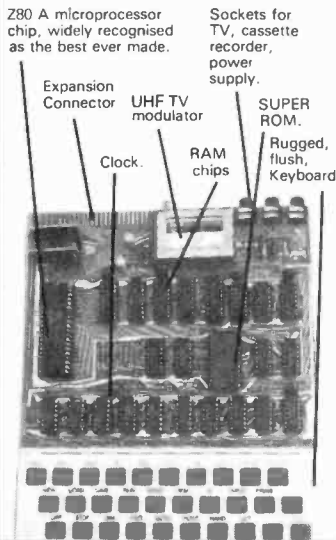
No other personal computer offers this unique combination of high capability and low price.

The MicroAce teach-yourself BASIC manual.

If the features of the BASIC interpreter mean little to you—don't worry. They're all explained in the specially-written book *free* with every kit! The book makes learning easy, exciting and enjoyable, and represents a complete course in BASIC programming—from first principles to complex programs. (Available separately—purchase price refunded if you buy a MicroAce later.) A hardware manual is also included with every kit.

The MicroAce Kit:
\$149.00 with 1K COMPLETE
\$169.00 with 2K

Demand for the MicroAce is very high: use the coupon to order today for the earliest possible delivery. All orders will be despatched in strict rotation. If you are unsuccessful in constructing your kit, we will repair it for a fee of \$20.00, post and packing FREE. Of course, you may return your MicroAce as received within 14 days for a full refund. We want you to be satisfied beyond all doubt — and we have no doubt that you will be.



Your MicroAce kit contains...

- Printed circuit board, with IC sockets for all ICs.
- Complete components set, including all ICs—all manufactured by selected world-leading suppliers.
- New rugged keyboard, touch-sensitive, wipe-clean.
- Ready-moulded case.
- Leads and plugs for connection to domestic TV and cassette recorder. (Programs can be SAVED and LOADED on to a portable cassette recorder.)
- Mains adaptor of 600 mA at 9VDC nominal unregulated.
- FREE course in BASIC programming and user manual.

JOIN THE REVOLUTION - DON'T GET LEFT BEHIND - ORDER YOUR MICRO ACE NOW!!

Send Check, Money Order or quote your Credit Card No. to:
MicroAce 1348 East Edinger, Santa Ana, California, Zip Code 92705.
 or phone (714) 547 2526 quoting your Credit Card Number.

Quantity	Description	Unit Price	TOTAL
	MicroAce Kit 1K	\$149.00	
	MicroAce Kit 2K	\$169.00	
	Manual	\$10.00	
	1K Upgrade Kit	\$29.00	
		TOTAL	

Shipments inside California add 6% TAX

- Amex.
- Diners
- Check
- Money Order
- Master Charge
- Visa

Card No. _____

Exp. Date _____

Name _____

Address _____

City _____ State _____ Zip _____

Computer power in a DMM!

An autoranging DMM breakthrough from B&K-PRECISION

- Microcomputer autoranging speeds operation and stabilizes readings
- Auto-skip program for best resolution in least time
- Easiest, fastest-to-use DMM available
- 0.1% basic DC accuracy
- 3½ digit, 0.5" LCD display
- Continuity test "beeper"
- Range-lock, holds selected range
- Measures AC/DC voltage; AC/DC current; resistance
- Meets tough U.L. 1244 safety standards

Model 2845
\$175



B&K-PRECISION's new 2845 is a major advance in digital multimeter technology. At a price comparable to ordinary manually operated units the 2845 brings microcomputer intelligence to a handheld portable DMM. When applied to a circuit, its computer selects the range providing maximum resolution without the slow "hunting" action characteristic of many bench-type autoranging DMMs.

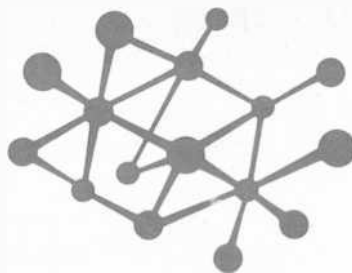
The 2845 is certainly the most user oriented hand-held DMM available. No other DMM can match its speed and simplicity of operation. With tilt stand optional AC power adapter, it becomes a remarkably inexpensive bench DMM.

Call toll-free 800-621-4627 for the name of your nearest distributor.

BK PRECISION
DYNASCAN CORPORATION

6460 West Cortland Street
Chicago, Illinois 60635 • 312/889-9087
Int'l. Sis., 6460 W. Cortland St., Chicago, IL 60635
Canadian Sales: Atlas Electronics, Ontario

CIRCLE NO. 11 ON FREE INFORMATION CARD



Solid-State Developments

By Forrest M. Mims

For Sale: Free Energy from the Sun

SOLAR energy proponents sometimes become so enthusiastic over the free availability of sunlight that they overlook the cost of purchasing and maintaining the equipment necessary to tap and store it. Recently, for example, a specialist in the solar heating of homes appeared as a guest on a popular radio talk show. In response to a listener's question, the guest ventured into an aspect of solar energy conversion about which he knew very little: photovoltaics. He made some elaborate claims about how roof-top panels of solar cells could supply all the electrical needs of a home but failed to mention the enormous expense at today's prices of the panels, storage batteries, voltage regulators and inverters.

If you've ever looked into the subject, you know that the current price of solar cells is a long way from the goal of 50¢ or less per watt set by the U.S. Department of Energy. Unless you can afford to buy in large quantities, the average experimenter will have to pay at least \$15 for enough solar cells to generate one watt of electricity!

Many companies that sell parts to experimenters also sell solar cells, and the price per watt for these cells varies widely. To illustrate some typical variations, here's a table comparing the current output (I_{out}) and cost for a 3" circular silicon solar cell having an open-circuit voltage of 0.45 V.

Company	Stock No.	I_{out} (A)	Cell Cost (\$)	\$/Watt
Chaney Electronics	C24159	0.75	8.50	25.19
EDI	E-43	1.0	6.88	15.29
Edmund Scientific	42,270	1.2	19.95	36.94
Ferranti	ESC-3	0.8	23.50*	58.75
Newark	69F121	1.2	17.00	31.48
Poly Paks	92CU3862	1.0	7.95	17.67
Radio Shack	276-123	1.0	9.99	22.20

*Per cell in 100-lot quantities.

The cells in this table are made by several manufacturers. The more expensive ones have no defects, while some of the cheaper ones may include culls or seconds. For example, some may have cosmetic blemishes which might reduce slightly the cell's power conversion efficiency (the ratio of solar power striking the cell to electrical power produced by the cell). Others may be inherently less efficient ("below spec") than standard cells due to manufacturing defects.




Fig. 1. Ferranti ESC-3 solar-cell module.

The extraordinary price of the Ferranti cell, which is shown in Fig. 1, is due to its unique protective housing and electrical connection pins. All the others are bare cells without connection leads.

The parts dealers who sometimes sell manufacturers' culls may buy their solar cells from more than one source. I learned this the hard way a few years ago upon receiving an order of 3" cells. They appeared to have come from two different sources. Most of them had cosmetic blemishes, and only some were 3" cells. The others were slightly smaller.

You can avoid this problem, if top efficiency is your quest and money is no problem, by purchasing the more costly first-run cells or buying them from a retail electronics parts store so you can inspect them before buying.

Another tip: Since dealers may buy cells from different sources, always compare prices on any size cell you plan to buy. A dealer whose 3" cells are very

economical may sell very expensive 2 cm × 2 cm cells.

Practical Solar Cell Applications. By now you probably have the impression that I'm not a solar-energy enthusiast, but quite the contrary is true. Even at today's ridiculously high prices, solar cells can be used in cost-effective power supplies.

For example, you're probably familiar with several different widely adver-

World's First and Only Solar-Powered Watch*

Guaranteed to outperform any watch sold today... or costs you nothing!

The Sunwatch; acclaimed as the most accurate, most versatile, most rugged watch ever made.

These features make all other watches obsolete:

- Clearly visible by day or night
- Natural side-view window simplifies reading
- 100% solar-powered, you never replace batteries
- No resetting of calendar, not even in leap years

Space age accuracy

Now you'll never worry about accuracy again. Because the Sunwatch will keep you on time for the rest of your life. (Accurate to within 1 sec. per month.)

Solar age efficiency

Miniature solar cells automatically convert sunlight, daylight or ordinary bulb light into usable energy for storage. The solar cells last virtually forever. So you'll never replace a watch battery again.

Programmed for over a century

The built-in computer on a chip will always display the correct time date and month. Also, it automatically adjusts the watch calendar for long and short months, leap years and it's programmed until the year 2100!

Easy to read

The natural side-view display lets you tell the time, day and date without twisting your arm into an uncomfortable position.

Numbers always visible

Four varying light intensities are built into the viewing display, allowing the Sunwatch to adjust automatically to any light. This means you can always read it, even in the brightest sunlight.

10 Display functions

The Sunwatch is capable of displaying the following information: hours • minutes • seconds • months • date • day • leap year • speed calibration • AM/PM indicator • seconds count-off.

Extreme accuracy

Unlike other electronic watches using tuned crystals to control timing accuracy, the Sunwatch incorporates a unique, programmable, microcircuit synthesizer to make it the first watch in history that is accurate to less than 1 second per month. That's 5 times more accurate than the latest quartz Accutron.

The Power Source

Tiny silicon power cells, which are constantly being energized by natural sunlight, daylight or an ordinary light bulb keep the Sunwatch energy storage system charged. Should the watch not be exposed to light, it will continue to operate for months on stored power.

The most indestructible watch in the world

The workings of the watch: solar panels, energy cells, quartz crystal, computer on a chip, etc., are all permanently sealed in a Lexan module. This module is so unique it's protected by U.S. and foreign patents.

Completely waterproof

Leave the Sunwatch in salt water for months. Dive with it in depths up to 750 feet. There are no openings — magnetic slide bars activate all functions. With Sunwatch's exclusive, permanently sealed Lexan module, there are no "O" rings or seals to leak.



Shock resistant to 25,000 G's

You can crash it into a rug-surfaced brick wall at 90 mph with no noticeable effect. Wear it while doing heavy work, exercise or any strenuous activity.

Temperature resistant

Put the Sunwatch in boiling water for 30 minutes, freeze it in a block of ice for a year. Extreme temperatures will not damage your Sunwatch.

Pressure resistant

There are no air spaces inside the Sunwatch. Therefore, it is not susceptible to high pressures such as might be encountered diving to great depths.

The perfect watch for a lifetime

Imagine split-second accuracy for the rest of your life. Sunwatch is a virtually indestructible, beautifully styled, space-age timepiece, and it's available in three exciting finishes: Brushed stainless steel, Gold tone stainless steel, or a Durable black finish on stainless steel. All Sunwatches come with a matching stainless steel band with removable links and adjustable clasp.

Made in the United States

The Sunwatch, designed by Roger Riehl, was being worn by its inventor nearly a year before the first electronic digital watch was even available to the general public. Since that time constant engineering evaluations and design improvements have been made on the Sunwatch to incorporate the latest in digital micro-circuit and solar power technology. Thus the Sunwatch today represents state-of-the-art electronics technology. It is built to the same rigid standards practiced by the manufacturer in creating sophisticated computer micro-circuits for the U.S. Government and other major users of these components.

* A word about other "Solar Watches"

Roger Riehl, designer of the Sunwatch, states that there is no other completely solar powered watch on the market today. Claims of solar power by other watch manufacturers are based on the use of a small solar cell. Due to their limited size, these cells can be proven, in technical terms, to be of virtually no significant value in extending the life of a watch battery. For this reason, all other so-called "solar watches" must have replaceable batteries. The Sunwatch's power storage system, however, need never be changed and is, in fact, permanently sealed to withstand abuse and the elements.

Unique and memorable gift

Available in a special gift box (see order form) the Sunwatch makes an ideal gift for special holidays, birthdays, graduation, Father's Day, etc. Perfect for business people, commuters, teachers, athletes and sportmen, who require split second accuracy

Free custom engraving

At your request, each Sunwatch will be hand-engraved with the name you specify.

Limited Warranty is your protection

The Sunwatch is covered by a 2 year limited warranty issued by Riehl Time Corporation (manufacturers of the prestigious Synchronor 2100) and included with your watch. A copy of the warranty may also be obtained free of charge by writing to Riehl Time Corp., 53 S. Jefferson Rd., Whippany, NJ 07981. This warranty gives you specific legal rights, and you may have other rights which vary from state to state.

15 Day no risk trial offer

Order your Sunwatch today and use it for 15 days. Then, if you are not completely satisfied return it for full money back.

CREDIT CARD ORDERS CALL

TOLL FREE 800-621-5199

Ill. Residents Call 800-972-5855

OR MAIL THIS NO RISK COUPON

RIEHL TIME CORP.

53 S. Jefferson Rd., Dept. 448 Whippany, NJ 07981.

Please send me:

- ___ Brushed Stainless Steel Sunwatches at \$129.95 each
- ___ Black Finish on Stainless Steel Sunwatches at \$159.95 each.
- ___ Gold Tone Stainless Steel Case Sunwatches at \$159.95 each.
- ___ 24 Hour (Military Time) \$10.00 Additional.
- ___ Gift Boxes at \$4.95 each.

Please add \$3.95 per watch shipping and insurance.

Enclosed is \$ _____ Check or Money Order

(N.J. Residents add appropriate sales tax)

CHARGE IT: (Check One)

Master Charge VISA (BankAmericard)

Credit Card# _____ Bank# _____

Issue Date _____ Exp. Date _____

Signature _____

Name to be engraved _____

Name _____

Address _____

City/State/Zip _____

Quick delivery direct from the manufacturer CIRCLE NO. 66 ON FREE INFORMATION CARD

tis r-powered watches and calculators. These devices aren't gimmicks. The solar cells provide a trickle charge to one or more nickel-cadmium storage cells, even in subdued light. The solar cells used in these products are so small that their cost is perfectly reasonable for the purpose they serve.

A typical reader cannot begin to afford to purchase enough solar cells to power his home. (Nor can the typical columnist.) Nevertheless, there are some very practical household and recreational applications for solar-cell power supplies, the most obvious being battery charging.

Some boat owners use small solar-cell

panels to maintain a charge on their rig's storage battery. The battery can then be used to start an engine, operate a bilge pump or power the running lights.

Hikers and campers can also benefit from small solar-cell battery chargers. Several companies sell small solar-cell panels specifically designed to charge small batteries that can then be used to power flashlights and radios.

If you're a do-it-yourself enthusiast, you may be able to save some money by building your own solar panels. The November 1976 installment of "Experimenter's Corner" (POPULAR ELECTRONICS, p. 110) described a couple of homemade solar cell battery chargers I once assembled for use on a bicycle tour in the mountains of New Mexico. Those two panels are now four years old and are still working well. They've certainly paid for themselves several times over, and, hopefully, will see many more years of service.

Their latest assignment was to recharge the lighting system on my bicycle during a recent bike tour to the Texas Gulf Coast. One panel charged the NiCd cells in a homemade miniature xenon strobe light that clips onto my cycling shorts while night riding. The other panel charged a 6-volt light mounted on a headstrap.

Figure 2 is a photograph showing both these solar chargers hard at work atop a chunk of volcanic rock in New Mexico's Jemez Mountains. The small panel at left recharges two NiCd AA cells installed in a holder mounted on the panel's back. A small blocking diode prevents the batteries from discharging through the solar cells during periods of darkness.

The larger panel at right is charging a series-connected module of four AA batteries attached to the headband of a 6-volt headlight. When fully charged the batteries will power the light for about 55 min. continuous operation.

The small meter in the photo monitors the charging current of the larger panel. Thanks to the very clear New Mexico sky, the panel was generating more than 90 milliamperes when the photo was snapped. Here at my home in




Fig. 2. Solar-cell arrays shown here are being used to recharge batteries on long bicycle trips.

south central Texas, almost exactly four years later, this same panel is charging a NiCd pack with a current of slightly more than 85 milliamperes as this is being written.

How to Build One. If you want to try building your own solar panel, your best plan of action is to collect as much manufacturer's literature as possible before selecting and buying the cells and storage cells. The latest edition of McGraw-Hill's *Electronics Buyers' Guide* lists 39 companies that sell or make photovoltaic cells. Here are some companies that have recently supplied this column with good data sheets and applications information:

- Edmund Scientific Co. (150 Edscorp Building, Barrington, NJ 08007)
- Motorola Semiconductor Products (Box 20912, Phoenix, AZ 85036)
- Sensor Technology, Inc. (21012 Lassen St., Chatsworth, CA 91311)
- Solarex Corporation (1335 Piccard Drive, Rockville, MD 20850)

The applications literature from Solarex is particularly good, although I've yet to see an applications note that covers thoroughly all the considerations involved in the design of even a simple solar-cell battery charger. You can com-

CALCULATOR SPECIALS

HEWLETT-PACKARD

HP-32E Scien	\$ 58 95
HP-33C Prog	94 95
HP-34C Prog	124 95
HP-37E Finan	62 95
HP-38C Finan	124 95
HP-67 Prog	299 95
HP-92 Finan	398 95
HP-97 Prog	579 95
HP-41C Prog	249 95
Card Reader /41C	179 95
Printer /41C	324 95
Memory Module /41C	39 95
Double Density Module /41C	119 95
Optical Wand /41C	114 95
HP-85 Computer	CALL



TEXAS INSTRUMENTS

TI-30SP	\$16 95	TI-57	\$ 49 95	PC-100C	\$169 95
TI-35	22 95	TI-58C	99 95	TI-99/4	749 95
TI-55	34 95	TI-59	209 95	TI-5040	79 95
Language Tutor	\$149 95	Thermostat			\$99 95
Speak & Spell	59 95	Chrono alarm			34 95
Craig Translator	\$149 95	Casio ML-90			\$44 95
Sharp EL-5100	74 95	Sharp EL-6200			84 95

SEIKO SPECIALS In stainless steel

Chronograph	\$ 69.95	Alarm	\$ 99.95
Multi alm glide	119 95	Weekly Alm Chrono	109 95
Solar alm chr	149 95	Music alm chr	139 95
World time alarm	149 95	Calculator alarm	149 95
Digital analog	129 95	Mem bank calndr	89.95

For faster delivery use cashiers check or money order. Add shipping 1% of your order (\$2.50 min.) East of Miss. Riv. add \$1.00 CA res. add 6% Subject to availability VISA and MC Accepted

Order toll-free **800-421-5188** Outside CA, AK, HI

For technical information call (213) 633-3262

tam's Tam's Dept. PE11
INCORPORATED 14932 Garfield Av
Paramount, CA 90723
(213) 633-3262

CIRCLE NO. 74 ON FREE INFORMATION CARD



10% DISCOUNT Off List

64K I Drive \$3499.00

No Taxes on Out of State Shipments

Immediate Shipment From Stock

AUTHORIZED TRS-80® DEALER A301

COMPUTER SPECIALISTS

Popular 16K Level II System with Keypad	\$ 670.00
26-1145 RS-232 Board	84.00
26-1140 "O" K Interface	249.00
26-1160 Mini Disk	424.00
26-1171 Telephone Modem	169.00
Fast 100 CPS Centronics 730 Printer	675.00
Text Quality Centronics 737 Printer	850.00

1-800-841-0860 Toll Free Order Entry

MICRO MANAGEMENT SYSTEMS, INC.

DOWNTOWN PLAZA SHOPPING CENTER
115 C SECOND AVE. S.W.
CAIRO, GEORGIA 31728
GA. PHONE NO. (912) 377-7120

CIRCLE NO. 51 ON FREE INFORMATION CARD




15% DISCOUNT Off List

4K Level II \$552.00

Full Factory Warranty on All Items Sold

Largest Inventory in S.E. U.S.A.

The world of electronics gee-wizardry



-YOURS FREE.

32-pages of test instruments—from the latest digital multimeters to the famous EICO scopes. Security systems. Automotive and hobbyist products. Kits and assembled. EICO quality. EICO value. For FREE catalog, check reader service card or send 50¢ for first class mail.

EICO® 108 New South Road
Hicksville, N.Y. 11801

CIRCLE NO. 24 ON FREE INFORMATION CARD

FREE SPEAKER GUIDE

We've prepared a pamphlet that answers questions about buying loudspeakers.

You can get it for free, just by calling us toll free*.

What's in it for us? We'll also send you our full-line brochure of rave-reviewed Ohm loudspeakers.

A free guide. And a free brochure.

Just for calling this number.

1-800-221-6984

* (Except in New York, call 212-783-1120).



We make loudspeakers correctly.

CIRCLE NO. 56 ON FREE INFORMATION CARD

solid-state

bine applications guidelines from Solar-ex and other firms with the specifications for various solar panels sold by these same companies to design your own custom panel. Here are a few important points to remember:

1. A typical solar cell has an open-circuit voltage of 0.45 volt. Connect cells in series to boost the voltage.

2. Connect cells in parallel to boost the current output.

3. Make sure the finished panel does not deliver too much current to the batteries it is intended to charge. Big 1-ampere cells may be fine for charging large storage batteries, but they are totally unsuited for charging AA, C and other small NiCd batteries.

4. Solar cells are very brittle. Use care when handling them. Protect them from damage with a clear protective housing.

5. Use care when soldering connection leads to solar cells. See the August 1980 issue of POPULAR ELECTRONICS (p. 90) for tips about soldering leads to solar cells.

6. For best results, use four series-connected cells for each NiCd cell you plan to charge. One additional solar cell per array will be needed if you use a blocking diode (and you should). Therefore you will need nine cells to charge two series-connected NiCd batteries (see Fig. 2).

7. Make sure *all* the cells in an array are equally illuminated. Blocking the light to most or all of but one cell in a series-connected array will reduce the output to almost nothing.

New Solar-Cells Developments.

In recent years several breakthroughs in photovoltaic technology have occurred. One is the growth of continuous ribbon or film solar cells from silicon. Another is the development of potentially inexpensive solar cells made by coating thin films of polycrystalline silicon on a graphite substrate.

Many other kinds of silicon photovoltaic devices are also undergoing development, but many solar cells of the future may be made from gallium arsenide or cadmium sulfide, not silicon. Gallium-arsenide solar cells are more expensive to make than silicon cells, but they have demonstrated a much higher efficiency (26% vs. 22%).

Cadmium-sulfide photovoltaic generators have a maximum possible power conversion efficiency of only 16%. So far more than 9% has been achieved in the laboratory. While this isn't nearly as high as silicon or gallium arsenide, cadmium-sulfide cells are potentially *very* inexpensive. Some researchers predict a cost for such cells of only 10¢ to 30¢ per watt by 1990! One scientist has predicted a cost of 35¢ per watt as early as 1982. Should that happen, people can begin thinking seriously about deriving some of their household electrical power from sunlight.

Miniature Solar Cells. As noted earlier, solar cells are being used to power

Take a giant step forward...

Learn professional audio recording technology.



Complete the **Multi-track Recording Technology** curriculum in one year, or earn the **B.S. Degree in Music Technology** via the Institute of Audio Research—New York University joint program.

Winter '81 Quarter starts
Monday January 5th.

Write or call for brochure



Institute of Audio Research

64 University Place
Greenwich Village
New York, N.Y. 10003
(212) 677-7580

Established 1969

Licensed by N.Y. State Dept. of Education

CIRCLE NO. 39 ON FREE INFORMATION CARD

electronic watches and calculators. Surprisingly small cells can be employed, thanks to the ultra-low power consumption of the CMOS circuits used in these products. Actually, small cells *must* be used since the tiny NiCd batteries that power these products must be charged at very low current levels.

I learned about the latter point firsthand a few months ago after building a miniature (1" X 3") radiation detector. The detector is powered by a single 1.2-volt NiCd button cell, and I wanted to design a midget solar charger for it. Unfortunately, none of the solar cells in my

limited benchstock were small enough to deliver less than the maximum allowable current to the cell!

Several companies make miniature solar cells and panels. Three new entries from Japan's Sharp Corporation are series-connected arrays designed to power watches with a liquid-crystal display. These tiny arrays contain 5, 6 or 8 cells and produce 1.5, 1.8 and 2.4 volts, respectively. The cells, which measure 2 X 5 mm, are slightly smaller than a 3-digit number on the reader's service card in this magazine. The cells are mounted on a thin Kapton film.

Probably the most interesting miniature solar-cell developed thus far was announced earlier this year by NASA. Conventional silicon solar cells must be soldered together in series to produce voltages higher than the 0.45 volt available from a single cell. NASA's new development, which is not yet available commercially, allows an array of series-connected cells to be formed on the surface of a monolithic silicon substrate.

In one version, the silicon substrate includes a sine-wave generator integrated adjacent to the solar-cell array to provide an ac output. Future uses for integrated circuits with on-chip solar-cell arrays include chips which are powered solely by light.


Super Capacitors. Two Japanese companies, NEC Electron and Panasonic, have announced a new kind of electrolytic capacitor with up to several-thousand times the capacity per unit volume of conventional electrolytics. Panasonic will soon be selling a complete line of 1-to-100-farad (that's farad, *not* microfarad!) capacitors small enough to fit on a pc board. Panasonic will be selling a line of "Supercaps" ranging from 0.1 to 1 farad.

There are some exciting applications for small capacitors with such huge capacities. Super long timing and power backup for CMOS memory chips are two possibilities.

Size? One of NEC's 0.47-F Supercaps comes in a squat cylinder about the diameter of a C cell and a fourth as long. I've not yet seen prices for these new capacitors, but they should be about the same as conventional electrolytics.

Midget ICs. Figure 3 shows a new IC package Signetics offers as an option for 13 of its standard analog chips. The new microminiature package is one-fourth the size of a standard 8-pin mini-DIP.

Fig. 3. Microminiature IC package now available from Signetics for thirteen of its analog chips.



The new package has exciting possibilities for circuit miniaturization. A bonus feature of its size is much better ac specifications than standard DIPs.


Are the new chips too small for experimenters to use? Based upon my experience with flat-pack ICs, I suspect a careful experimenter could solder these new chips to a pc board by using *reflow soldering*. This is a soldering method wherein solder is applied to both halves of a prospective connection. The two solder-coated terminals are then placed together (perhaps secured by a small clamp or with tape) and the connection is reheated. The solder on the two halves of the connection melts together to effect a sturdy bond. A magnifying lens and a soldering iron with a very small tip will be essential.

ILP Audio Modules

Finally . . . quality, low cost modules
super-clean for hifi . . . reliable for pro systems!
with FULL FIVE YEAR WARRANTY!



- Built-in heatsinks
- Full circuit protection
- Totally encapsulated for thermal stability
- 5 simple connections



HY50 30 watts RMS \$28.95

True high fidelity from a compact module (4 x 2 x 1")! Use HY50 to build or upgrade a hifi system, run a small PA, amplify an instrument, or in a biamp/triamp system. Rugged aluminum heatsinks, with encapsulated circuitry. Mounts with two screws (provided). Low distortion 0.02% at 30 watts (1 KHz). Supply voltage $\pm 25V$.

HY30 15 watts RMS \$25.95

Superb compact amp, same size as HY50, but 15 watts RMS. Ideal for great variety of audio applications. Like all ILP modules, requires only 5 connections: input, output, positive and negative voltage, ground. And like all ILP modules, HY30 carries a five-year warranty! Distortion only 0.02% at 15 watts (1 KHz). Supply voltage $\pm 20V$.



HY6 Mono Preamp \$25.95

HY66 Stereo Preamp \$48.95

Contain complete circuitry for tone controls, accurate RIAA equalization, inputs for tuner, auxiliary, phono or mike, plus full tape monitor facility! Frequency response of DC to 100 KHz (+0, -3 db), distortion less than 0.005% signal/noise better than 90 db, output to 4.5 VRMS. Both types provided with plug-in edge connector (no soldering to module required!) Require 15V @ 10 mA. Extremely compact: HY6 (1 3/4 x 1 3/4 x 3/4"), HY66 (3 1/4 x 1 3/4 x 3/4"). Require controls 100K linear (volume), 10K linear (bass, treble) 10K linear (stereo balance). Optional pcb's are available for mounting of edge connector.
B6 for HY6 \$3.75 B66 for HY66 \$4.75

HY120 60 watts RMS \$59.95

High performance amplifier, ideal for high fidelity applications. Features fully protected circuitry against shorts on input and output. Built-in fins very effectively dissipate heat. Distortion is ultra-low 0.01% at 60 watts (1 KHz). Compact size (4 1/2 x 4 x 2"D), easy mounting (two screws supplied), make HY120 a super buy! Supply voltage $\pm 35V$.

HY200 120 watts RMS \$79.95

Ideal amplifier for critical high fidelity applications. Widely complimented in Europe on its sound quality. High reliability open/short circuit protection backed by 5 year guarantee. Distortion only 0.01% at full output (1 KHz). 5 simple connections. Also great for instrument amplification, PA, etc. $\pm 45V$.

HY400 240 watts RMS (4 ohm) \$99.95

ILP's most powerful amp designed for demanding situations, such as multi-speaker setups where reliability and high performance are essential. At high continuous levels, a cooling fan should be used. Features open/short circuit protection. Excellent sound quality. Distortion 0.01% at 240 watts (1 KHz). Size: 4 x 4 1/2 x 4". $\pm 45V$.



SPECIFICATIONS (Amp modules)

Load Impedance — 4-16 ohms
Frequency response — 10 Hz — 45 KHz — 3 db
Input sensitivity/Impedance — 500 mV/100 kohm
Signal/Noise ratio — 100 db.

Dealer Enquiries Invited.

Phone orders 716 / 849-0735

Power Supply Units	
PSU 30 for 12 HY6 or 6HY66	\$22.95
PSU 36 for 1 or 2 HY30	33.60
PSU 50 for 1 or 2 HY50	33.60
PSU 60 with Torexial w/Transformer for 1 HY120	51.00
PSU 70 w/Torexial Transformer for 1 or 2 HY120	64.00
PSU 90 w/Torexial for 1 HY200	65.50
PSU 180 w/Torexial for 1 HY400 or 2 HY200	89.50
TOTAL	

IN CANADA: Gladstone Electronics, Toronto, Ont. (416)-787-1448.

GLADSTONE ELECTRONICS

901 Fuhrmann Blvd., Buffalo, N.Y. 14203

Name _____
Address _____
City _____ State _____ Zip _____
VISA ___ M/C ___ Card no. ___ M/O ___ Check ___
Please send _____

CIRCLE NO. 30 ON FREE INFORMATION CARD


Start learning and computing for only **\$129.95** with a **Netronics 8085-based computer kit**. Then expand it in low-cost steps to a business/development system with 64k or more RAM, 8" floppy disk drives, hard disks and multi-terminal I/O.

THE NEW EXPLORER/85 SYSTEM


Special! Full 8" floppy, 64k system for less than the price of a mini! Only **\$1499.95!**

(Also available wired & tested, \$1799.95)

Imagine — for only \$129.95 you can own the starting level of Explorer/85, a computer that's expandable into full business/development capabilities — a computer that can be your beginner system, an OEM controller, or an IBM-formatted 8" disk small business system. From the first day you own Explorer/85, you begin computing on a significant level, and applying principles discussed in leading computer magazines. Explorer/85 features the advanced Intel 8085 cpu, which is 100% compatible with the older 8080A. It offers on-board S-100 bus expansion, Microsoft BASIC in ROM, plus instant conversion to mass storage disk memory with standard IBM-formatted 8" disks. All for only \$129.95, plus the cost of power supply, keyboard/terminal and RF modulator if you don't have them (see our remarkable prices below for these and other accessories). With a Hex Keypad/display front panel, Level "A" can be programmed with no need for a terminal, ideal for a controller, OEM, or a real low-cost start.



Level "A" is a complete operating system, perfect for beginners, hobbyists, industrial controller use. \$129.95



Full 8" disk system for less than the price of a mini (shown with Netronics Explorer/85 computer and new terminal). System features floppy drive from Control Data Corp., world's largest maker of memory storage systems (not a hobby brand!)



Level "A" With Hex Keypad/Display.

LEVEL "A" SPECIFICATIONS

Explorer/85's Level "A" system features the advanced Intel 8085 cpu, an 8355 ROM with 2k deluxe monitor/operating system, and an advanced 8155 RAM I/O ... all on a single motherboard with room for RAM/ROM/PROM/EPROM and S-100 expansion, plus generous prototyping space.

PC Board: Glass epoxy, plated through holes with solder mask. • I/O: Provisions for 25-pin (DB25) connector for terminal serial I/O, which can also support a paper tape reader ... cassette tape recorder input and output ... cassette tape control output ... LED output indicator on SOD (serial output) line ... printer interface (less drivers) ... total of four 8-bit plus one 6-bit I/O ports. • Crystal Frequency: 6.144 MHz. • Control Switches: Reset and user (RST 7.5) interrupt ... additional provisions for RST 5.5, 6.5 and TRAP interrupts on-board. • Counter/Timer: Programmable, 14-bit binary. • System RAM: 256 bytes located at F800, ideal for smaller systems and for use as an isolated stack area in expanded systems. • RAM expandable to 64K via S-100 bus or 4k on motherboard.

System Monitor (Terminal Version): 2k bytes of deluxe system monitor ROM located at F900, leaving 6000 free for user RAM/ROM. Features include tape load with labeling ... examine/change contents of memory ... insert data ... warm start ... examine and change all registers ... single step with register display at each break point, a debugging/training feature ... go to execution address ... move blocks of memory from one location to another ... fill blocks of memory with a constant ... display blocks of memory ... automatic baud rate selection to 9600 baud ... variable display line length control (1-255 characters/line) ... channelized I/O monitor routine with 8-bit parallel output for high-speed printer ... serial console in and console out channel so that monitor can communicate with I/O ports.

System Monitor (Hex Keypad/Display Version): Tape load with labeling ... tape dump with labeling ... examine/change contents of memory ... insert data ... warm start ... examine and change all registers ...

single step with register display at each break point ... go to execution address. Level "A" in this version makes a perfect controller for industrial applications, and is programmed using the Netronics Hex Keypad/Display. It is low cost, perfect for beginners.

HEX KEYPAD/DISPLAY SPECIFICATIONS


Calculator type keypad with 24 system-defined and 16 user-defined keys. Six digit calculator-type display, that displays full address plus data as well as register and status information.

LEVEL "B" SPECIFICATIONS

Level "B" provides the S-100 signals plus buffers/drivers to support up to six S-100 bus boards, and includes: address decoding for on-board 4k RAM expansion selectable in 4k blocks ... address decoding for on-board 8k EPROM expansion selectable in 8k blocks ... address and data bus drivers for on-board expansion ... wait state generator (jumper selectable), to allow the use of slower memories ... two separate 5 volt regulators.

LEVEL "C" SPECIFICATIONS

Level "C" expands Explorer/85's motherboard with a card cage, allowing you to plug up to six S-100 cards directly into the motherboard. Both cage and card are neatly contained inside Explorer's deluxe steel cabinet. Level "C" includes a sheet metal superstructure, a 5-card, gold plated S-100 extension PC board that plugs into the motherboard. Just add required number of S-100 connectors.



Explorer/85 With Level "C" Card Cage.

LEVEL "D" SPECIFICATIONS

Level "D" provides 4k of RAM, power supply regulation, filtering decoupling components and sockets to expand your Explorer/85 memory to 4k (plus the origi-

nal 256 bytes located in the 8155A). The static RAM can be located anywhere from 0000 to EFFF in 4k blocks.

LEVEL "E" SPECIFICATIONS

Level "E" adds sockets for 8k of EPROM to use the popular Intel 2716 or the TI 2516. It includes all sockets, power supply regulator, heat sink, filtering and decoupling components. Sockets may also be used for 2k x 8 RAM IC's (allowing for up to 12k of on-board RAM).

DISK DRIVE SPECIFICATIONS

- 8" CONTROL DATA CORP. professional drive.
- LSI controller.
- Write protect.
- Single or double density.
- Data capacity: 401,016 bytes (SD), 802,032 bytes (DD), formatted.
- Access time: 25ms (one track).

DISK CONTROLLER/I/O BOARD SPECIFICATIONS

- Controls up to four 8" drives.
- 1771A LSI (SD) floppy disk controller.
- Onboard data separator (IBM compatible).
- 2 Serial I/O ports
- Autoboot to disk system when system reset.
- 2716 PROM socket included for use in custom applications.
- Onboard crystal controlled.
- Onboard I/O baud rate generators to 9600 baud.
- Double-sided PC board (glass epoxy.)

DISK DRIVE CABINET/POWER SUPPLY

- Deluxe steel cabinet with individual power supply for maximum reliability and stability.

ORDER A COORDINATED EXPLORER/85 APPLICATIONS PAK!

Beginner's Pak (Save \$26.00!) — Buy Level "A" (Terminal Version) with Monitor Source Listing and AP-1 5-amp Power Supply: (regular price \$199.95), now at SPECIAL PRICE: \$169.95 plus post. & insur.

Experimenter's Pak II (Save \$53.40!) — Buy Level "A" (Hex Keypad/Display Version) with Hex Keypad/Display, Intel 8085 User Manual, Level "A" Hex Monitor Source Listing, and AP-1 5-amp Power Supply: (regular price \$279.35), all at SPECIAL PRICE: \$219.95 plus post. & insur.

Special Microsoft BASIC Pak (Save \$103.00!) — Includes Level "A" (Terminal Version), Level "B", Level "D" (4k RAM), Level "E", 8k Microsoft in ROM, Intel 8085 User Manual, Level "A" Monitor Source Listing, and AP-1 5-amp Power Supply: (regular price \$439.70), now yours at SPECIAL PRICE: \$329.95 plus post. & insur.

ADD A TERMINAL WITH CABINET, GET A FREE RF MODULATOR:

Save over \$114 at this SPECIAL PRICE: \$499.95 plus post. & insur.

Special 8" Disk Edition Explorer/85 (Save over \$104!) — Includes disk-version Level "A", Level "B", two S-100 connectors and brackets, disk controller, 64k RAM, AP-1 5-amp power supply, Explorer/85 deluxe steel cabinet, cabinet fan, 8" SD/DD disk drive from famous CONTROL DATA CORP. (not a hobby brand!), drive cabinet with power supply, and drive cable set-up for two drives. This package includes everything but terminal and printers (see coupon for them). Regular price \$1630.30, all yours in kit at SPECIAL PRICE: \$1499.95 plus post. & insur. Wired and tested, only \$1799.95.

Special! Complete Business Software Pak (Save \$625.00!) — Includes CPM 2.0, Microsoft BASIC, General Ledger, Accounts Receivable, Accounts Payable, Payroll Package: (regular price \$1325), yours now at SPECIAL PRICE: \$699.95.

Please send the items checked below:

- Explorer/85 Level "A" kit (Terminal Version) ... \$129.95 plus \$3 post. & insur.
- Explorer/85 Level "A" kit (Hex Keypad/Display Version) ... \$129.95 plus \$3 post. & insur.
- 8k Microsoft BASIC on cassette tape. \$64.95 postpaid.
- 8k Microsoft BASIC in ROM kit (requires Levels "B", "D" and "E") ... \$99.95 plus \$2 post. & insur.
- Level "B" (S-100) kit ... \$49.95 plus \$2 post. & insur.
- Level "C" (S-100 6-card expander) kit ... \$39.95 plus \$2 post. & insur.
- Level "D" (4k RAM) kit ... \$69.95 plus \$2 post. & insur.
- Level "E" (EPROM/ROM) kit ... \$5.95 plus \$06 p&h.
- Deluxe Steel Cabinet for Explorer/85 ... \$49.95 plus \$3 post. & insur.
- Fan For Cabinet ... \$15.00 plus \$1.50 post. & insur.
- ASCII Keyboard/Computer Terminal kit: features a full 128 character set, u&l case; full cursor control; 75 ohm video output; convertible to baudot output; selectable baud rate. RS232-C or 20 ma. I/O. 32 or 64 character by 16 line formats, and can be used with either a CRT monitor or a TV set (if you have an RF modulator). ... \$149.95 plus \$3.00 post. & insur.
- Deluxe Steel Cabinet for ASCII keyboard/terminal ... \$19.95 plus \$2.50 post. & insur.
- New! Terminal/Monitor: (See photo) Same features as above, except 12" monitor with keyboard and terminal is in deluxe single cabinet: kit ... \$399.95 plus \$7 post. & insur.
- Hazeltine terminals: Our prices too low to quote — CALL US
- Lear-Sloger terminals/printers: Our prices too low to quote — CALL US
- Hex Keypad/Display kit ... \$69.95 plus \$2 post. & insur.
- AP-1 Power Supply Kit (±8V @ 5 amps) in deluxe steel cabinet ... \$39.95 plus \$2 post. & insur.
- Gold Plated S-100 Bus Connectors ... \$4.85 each, postpaid.
- RF Modulator kit (allows you to use your TV set as a monitor) ... \$8.95 postpaid.
- 16k RAM kit (S-100 board expands to 64k) ... \$199.95 plus \$2 post. & insur.
- 32k RAM kit ... \$299.95 plus \$2 post. & insur.
- 48k RAM kit ... \$399.95 plus \$2 post. & insur.
- 64k RAM kit ... \$499.95 plus \$2 post. & insur.
- 16k RAM Expansion kit (to expand any of the above in 16k blocks up to 64k) ... \$99.95 plus \$2 post. & insur, each.
- Intel 8085 cpu Users' Manual ... \$7.50 postpaid.
- 12" Video Monitor (10MHz bandwidth) ... \$139.95 plus \$5 post. & insur.
- Beginner's Pak (see above) \$169.95 plus \$4 post. & insur.
- Experimenter's Pak (see above) \$219.95 plus \$6 post. & insur.
- Special Microsoft BASIC Pak Without Terminal (see above) ... \$329.95 plus \$7 post. & insur.
- Same as above, plus ASCII Keyboard Terminal With Cabinet, Get Free RF Modulator (see above) ... \$499.95 plus \$10 post. & insur.
- Special 8" Disk Edition Explorer/85 (see above) ... \$1499.95 plus \$26 post. & insur.
- Wired & Tested ... \$1799.95 plus \$26 post. & insur.
- Extra 8" CDC Floppy Drives ... \$499.95 plus \$12 post. & insur.
- Cabinet & Power Supply For Drive ... \$69.95 plus \$3 post. & insur.
- Drive Cable Set-up For Two Drives ... \$25 plus \$1.50 post. & insur.

- Disk Controller Board With I/O Ports ... \$199.95 plus \$2 post. & insur.
- Special: Complete Business Software Pak (see above) ... \$699.96 postpaid.

SOLD SEPARATELY:

- CPM 1.4 ... \$100 postpaid.
- CPM 2.0 ... \$150 postpaid.
- Microsoft BASIC ... \$325 postpaid.
- Intel 8085 cpu User Manual ... \$7.50 postpaid.
- Level "A" Monitor Source Listing ... \$25 postpaid.

Continental U.S.A. Credit Card Buyers Outside Connecticut

CALL TOLL FREE: 800-243-7428

To Order From Connecticut Or For Technical Assistance, call (203) 354-9375

Total Enclosed (Conn. res. add sales tax) \$ _____

Paik By: Personal Check Cashier's Check/Money Order

VISA Master Charge (Bank No. _____)

Acct. No. _____ Exp. Date: _____

Signature _____

Print _____

Name _____

Address _____

City _____

State _____ Zip _____

NETRONICS Research & Development Ltd.

333 Litchfield Road, New Milford, CT 06776

DISCOUNT PRICES!

Top Quality
Money-Back Guarantee
All Factory Prime

MICROPROCESSOR IC'S

Z-80	8.95	6800	6.75
Z-80A	10.95	6802	11.50
8080A	5.50	6502	9.50
8085A	11.95	6504	9.50
Z8001	189.00	6505	9.50
Z8002	139.00	2901	8.95

MICROPROCESSOR SUPPORT IC'S

8212	2.49	Z80-PIO	6.95
8214	3.90	Z80A-PIO	8.25
8216	2.49	Z80-CTC	6.95
8224	2.95	Z80A-CTC	8.25
8226	2.25	Z80-DMA	24.95
8228	4.75	Z80A-DMA	32.95
8238	4.90	Z80-SIO/0	33.95
3251	5.95	Z80A-SIO/0	37.95
8253	19.50	Z80-SIO/1	33.95
8255	5.70	Z802-SIO/1	37.95
8257	19.50	Z80-SIO/2	33.95
8259	19.50	Z80A-SIO/2	37.95
6810	4.75	6860	8.95
6820	3.90	6520	6.75
6821	3.90	6522	9.75
6850	4.10	6532	19.95
6852	3.90	6551	13.75

MEMORY • RAMC • PROMS • EPROMS

2114L-450 ns	4.50	2101-450 ns	1.95
2114L-200 ns	5.95	21L02-250 ns	1.10
4044-450 ns	4.25	21L02-450 ns	.99
4116-200 ns	7.95	2111-450 ns	2.95
4116-150 ns	12.95	2112-450 ns	1.95
4096-5	3.50	2147-85 ns	19.95
MCM 6604 AC	3.50	2708-450 ns	8.95
AM 9060 CDC	2.95	2716-450 ns	25.95
5101-3	4.95	2732-450 ns	79.95

SOUND GENERATORS

SN76477	Complex Sound Generator	2.49
AY-3-8910	GI Sound Gen. (Add \$3.00 for manual) 64 Pgs.	11.95

UARTS

AY-5-1013A	3.95	AY-3-1015A	5.10
AY-3-1014A	6.50	TR1602A	3.50

LINEAR

LM 301N-B	.32	LM 340T Series	1.15
LM 301AH	.32	LM 387N-B	.99
LM 307N-B	.25	LM 393N-B	.99
LM 307H	.25	LM 3900N-14	.58
LM 308H	.75	LM 3909N-8	.99
LM 311N-B	.59	LM 739DC-14	.99
LM 319H	.90	LM 741CN-14	.19
LM 320K Series	1.35	LM 747CN-14	.59
LM 320T Series	1.15	RC 1556NB-8	1.25
LM 323K	4.95	LM 4250CH	.95
LM 339N-14	.98	CA 3130T	22.5
LM 340K Series	1.35	LM 4136N-14	.95
		LM 383T	1.25

SOCKETS

Wire Wrap #3	Low Profile			Wire Wrap #3	Low Profile		
	Gold	Tin	Gold		Tin		
8 Pin	14	49	29	22 Pin	28	99	69
14 Pin	16	57	37	22 Pin	16	99	70
16 Pin	20	61	41	24 Pin	36	110	85
18 Pin	10	89	59	28 Pin	39	139	110
20 Pin	28	99	69	40 Pin	55	175	140

SPECIALS OF THE MONTH

While Supply Lasts

ECL 10146L RAM 1024X-29 ns	6.95
AM 3705 PMOS 8-Ch. Multiplexer	8.95
MM 500H Dual 25-Bit Shift Register	4.9
TR1671 Asyn./Sync. Receiver - Transmitter	16.95
95H90 Hi-Speed Div. 10/11 Prescaler	10.95
MCT16 Dual Opto. Isolator 1500V	.99
ICL 7107 CPL 3 1/2-Digit A/D Conv. LEO	11.50
AY-5-2376 Keyboard Encoder 88 Keys	10.50
AY-5-3600 Keyboard Encoder, 90 Keys	9.95
1488 or 1489 Liner Driver/Receiver	.99
18-Pin Low Profile Sockets End Stackable	10

HOW TO ORDER—Pay by check, credit card, or C.O.D. Foreign pay in U.S. Funds. Order by phone or mail \$100 minimum. Prices valid thru last day of cover date. Shipping—\$2.00 for the first 2 lbs. For surface add 35¢ for air add 1¢. For air add 70¢ for each add'l lb. Foreign—Add 10% for shipping and handling. C.O.D.'s add \$1.85. Guaranteed satisfaction or your money back. We reserve the right to limit quantities, some items subject to prior sale. We are not responsible for typos. SEND FOR OUR FREE FLYER! Contains complete list of 741500 IC's.

Components Express, Inc.

1380 E. Edinger, Unit PE
Santa Ana, CA 92705
(714) 558-3972

"Have you kissed your computer lately?"

CIRCLE NO. 14 ON FREE INFORMATION CARD

Hobby Scene



By John McVeigh, Technical Editor

Video Bandwidth Limitations

Q. I recently modified a solid-state, black-and-white television receiver for use as a terminal in a TRS-80 computer system. My problem is that the dots which comprise the displayed characters are smeared horizontally to such an extent that neighboring dots overlap. This slight overlap makes the horizontal portions of displayed characters too bright. Therefore, legibility is poor—even when the receiver's brightness and contrast controls have been adjusted for "optimal" performance. I applied the video signal from the computer interface to the base of the video amplifier. Removing the 4.5-MHz sound trap did not improve the

situation. Any suggestions? —Dennis Kehoe, Flint, MI.

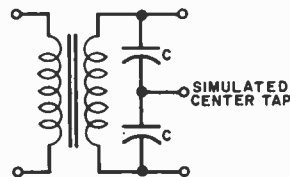
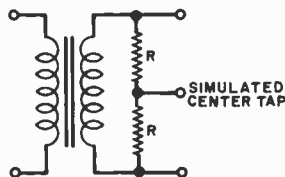
A. It is obvious from a glance at one of the schematics you included with your letter that you consulted the *TV TYPEWRITER COOKBOOK* by Don Lancaster. I really can't offer you much advice that does not appear in Don's book. The major techniques for improving video resolution (which is to a large degree a function of video bandwidth) that Don suggests are careful adjustment of brightness and contrast controls (lowest possible brightness and contrast are best), removal of the sound trap, mini-

Adding a Center Tap Revisited

Q. In reference to the item that appeared in the July 1980 *Hobby Scene* column, a center tap may be successfully obtained by simulation (no "surgery" required). The procedure involves placing two resistive or reactive components in series across the winding in question. Examples are shown in the accompanying figure. The choice of component types and their values are subject to several variables. Unfortunately, there has been little written on this specific technique, but available material on voltage dividers and

any one time) one of the two devices forming the voltage divider. Also, the divider itself places a load on the transformer. In some applications, these effects are acceptable, and the cost of a center-tapped transformer can be avoided if necessary. —Norman M. Monro, Gadsden, AL.

A. Thanks for your suggestions. (Thanks also to readers Harford R. Post, H. Johnson, Hal Knippenberg, and H.L. McFann for similar responses.) I was



dual-polarity power supplies can serve as a starting point in arriving at a suitable design for a specific application.

Resistors are probably the most frequently used components for this purpose and should be satisfactory in certain power and audio applications. Nonpolar, low series-inductance capacitors are acceptable for r-f work, as are high-Q inductors. If the impedances of the components employed are equal, the voltage drop across each of them will be half the total voltage induced across the secondary winding. This gives the simulated "center tap" the desired symmetry.

Some inefficiency is the price to be paid if this solution is adopted. Any center-tap current has to flow through (at

aware of this technique, and have employed it in op-amp and r-f applications. I did not mention it because I inferred that the intended use was in a relatively high-current, bipolar or full-wave dc supply. In that case, the inefficiency introduced by the resistors would most probably be unacceptable. However, I stand by my original answer. I know of no way of adding a center tap to the secondary of an existing transformer without rewinding it. The technique described by Mr. Monro and the other readers who were kind enough to write in effectively center-taps a transformer or simulates the addition of a center tap—but it doesn't add a true center tap, and cannot be used in every application.

mizing stray capacitance, adding more peaking, and "running hot" by increasing the operating current of the video output stage.

Having already eliminated the sound trap and adjusted the brightness and contrast controls for best performance, you must look into the other approaches. Stray capacitance can be suppressed by keeping all video-signal-carrying leads as short as possible. If the video output stage is the bandwidth-limiting factor, it will sometimes respond to increasing its operating current. Before doing this, make sure that the stage can dissipate the additional amount of heat and handle the extra current, that the power supply can cope with the increased demand to be placed on it, and that the video-output stage is not already operating at its gain-bandwidth peak.

In all probability, adding additional peaking will make matters worse. As Don says . . . *Generally, too little peaking will give you low-contrast dots; too much will give you sharp dots but will run dots together and shift the more continuous portions of the characters objectionably. Peaking is changed by increasing or decreasing the series inductor (peaking coil) from its design value.* If the peaking is excessive, the circuit might "ring." This can cause smearing of the trailing edges of the dots.

Solving the TV "Whistle" Problem

In our February, 1980 column, reader Jon Dattorro asked if we knew the possible source of a high-frequency "whistle" coming from his TV receiver. We replied that the noise was probably due to magnetostriction in the horizontal output transformer and that there was not a very satisfactory solution. However, we have received some letters since then with hints that may be helpful. Here are two suggestions.

Frank J. Burris, Fallbrook, CA, says that any open mounting supports on the flyback transformer should be examined, and frame holding screws tightly secured. A piece of electrical tape can be inserted between the doped lamination bundles (does not apply to molded powdered-iron cores) and the frame elements. Small wooden wedges (toothpicks?) can be slipped between the winding core and the laminations. This tightens up the laminations that usually produce the 15-kHz audio noise.

Jim Gieseke, Garden City Park, NY, suggests the use of liberal coats of "corona dope" to the laminations of the transformer to hold them together.

Thanks to those readers who took the time to send me their tips.

Have a problem or question in circuitry, components, parts availability, etc? Send it to the Hobby Scene Editor, POPULAR ELECTRONICS, One Park Ave., New York, N.Y. 10016. Though all letters can't be answered individually, those with wide interest will be published.

NOVEMBER 1980



DON'T BLAME THE SOFTWARE!

Power Line Spikes and Hash often cause memory loss or erratic operation. Often floppies, printer & processor interact!

OUR unique ISOLATORS eliminate equipment interaction AND curb damaging Power Line Spikes, Surges and Hash.

3 filtered 3-prong sockets and integral Spike Suppression. 125 VAC, 15 Amp, 1875 W Total - 1 KW per socket.

ISO-1 ISOLATOR. 3 Filtered Sockets; 1000 Amp 8/20 usec Spike Suppressor \$56.95

ISO-4 ISOLATOR. 6 Filtered Sockets; 1000 Amp 8/20 usec Spike Suppressor \$96.95

ISO-3 SUPER-ISOLATOR. 3 DUAL filtered Sockets; 2000 Amp 8/20 usec Spike Suppressor \$85.95

ISO-7 SUPER-ISOLATOR. 5 DUAL filtered Sockets; 2000 Amp 8/20 usec Spike Suppressor \$139.95

Master-Charge, Visa, American Express
Phone:1-617-655-1532

Electronic Specialists, Inc.

171 South Main Street, Natick, Mass. 01760
Dept. PE (617) 655-1532

CIRCLE NO. 25 ON FREE INFORMATION CARD

SEE YOUR DEALER TODAY

DEMAND THE ORIGINAL

'Firestik'®

THE #1 WIRE-WOUND AND MOST COPIED ANTENNA IN THE WORLD!

CITIZEN BAND

2 METER • MARINE TELEPHONE
LAND MOBILE TELEPHONE

FIBERGLASS ANTENNAS
AND ACCESSORIES.

Watch for the New Film
SMOKEY and the BANDIT II
starring **BURT REYNOLDS**
and 'Firestik' Antennas!

SPECIAL QUOTES!
ON 27 TO 1000 MHZ
FIBERGLASS ANTENNAS
ANYWHERE IN THE WORLD!

Dealer & Distributor Inquiries Invited
SEND FOR FREE CATALOG

'Firestik' Antenna Company
2614 East Adams/Phoenix, AZ 85034

Name _____
Street _____
City _____
State _____ Zip _____
Serving the CB and
Communications Market Since 1962.

5-YEAR REPLACEMENT WARRANTY

CIRCLE NO. 28 ON FREE INFORMATION CARD

Do you want Advertising or Information?

Sure ads in a magazine are helpful . . . in fact, few will be more helpful to you than this one, which can save you hundreds of dollars . . . but you want to get as much information as you can. This is why Kilobaud MICROCOMPUTING bears some investigation.

To put it right on the line . . . so far this year MICROCOMPUTING has published 309 articles (technical programs you can use, mostly written for the newcomer to computing). Compare that with #2 in the field, 80 MICROCOMPUTING, which has only published 257 articles. Number three is Byte with 93 articles . . . way down the list when it comes to giving you information.

Remember that it is solely through magazine articles that you can keep up with the state of the art. Books are a year behind. Only through magazines can you have an invaluable encyclopedia of microcomputer information. MICROCOMPUTING has published 1148 articles during the past year. No other magazine has even come close to giving you so much valuable information.

Send in the coupon below and we'll send you an issue of MICROCOMPUTING plus an invoice for \$25 (you save about one-third the cost of the magazine in the stores). If you aren't absolutely delighted with that first issue, just cancel the subscription. What could be fairer than that?

YES! . . . Bill me \$25 for one year.

Name _____
Address _____
City _____ State _____ Zip _____

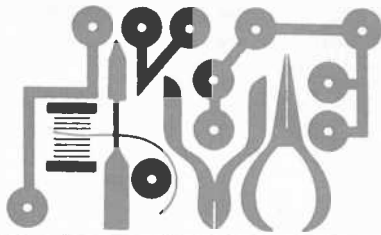
Canadian \$27/1 year only. Foreign \$35/1 year only, US funds.
Please allow 6-8 weeks for delivery.

Kilobaud Microcomputing • PO Box 997 • Farmingdale NY 11737

70NBP

CIRCLE NO. 43 ON FREE INFORMATION CARD





Experimenter's Corner

By Forrest M. Mims

More On Shift Registers

IN LAST month's column, we introduced the shift register as one of the most versatile of all digital-logic circuits. Shift-register operation and several shift-register applications were then covered. This month, we'll complete our discussion of shift registers by examining some specific chips and experimenting with some application circuits we think you'll enjoy.

Integrated Shift Registers. As we mentioned last month, you can custom-design a shift register by using any number of cascaded flip-flops. Fortunately, this procedure is rarely necessary. Semiconductor companies have designed and manufactured in integrated form most of the popular shift-register configurations.

Many different TTL and MOS shift registers are available, often for very reasonable prices. Even if you don't have immediate plans for incorporating one or more shift registers in a project of your own design, you'll be far better prepared to tackle a future project if you're aware of some of the chips that are now available.

TABLE I—TTL SHIFT REGISTERS

Type	Function	Bits	Freq. (MHz)	Shift Right	Shift Left	Load	Hold
7491	SISO	8	10	Yes	No	No	No
7494	SISO	4	10	Yes	No	Yes	No
7495	PIPO	4	36	Yes	No	Yes	No
7496	PIPO	5	10	Yes	No	Yes	No
74L99	PIPO	4	3	Yes	No	Yes	No
74164	SIPO	8	25	Yes	No	No	No
74165	PISO	8	25	Yes	No	Yes	Yes
74166	PISO	8	20	Yes	No	Yes	Yes
74178	PIPO	4	25	Yes	No	Yes	Yes
74179	PIPO	4	25	Yes	No	Yes	Yes
74194	B/PIPO	4	25	Yes	Yes	Yes	Yes
74195	PIPO	4	30	Yes	No	Yes	No
74198	B/PIPO	8	25	Yes	Yes	Yes	Yes
74199	PIPO	8	25	Yes	No	Yes	Yes
74LS295	PIPO	4	25	Yes	No	Yes	No
74LS299	B/PIPO	8	35	Yes	Yes	Yes	Yes
74LS323	B/PIPO	8	35	Yes	Yes	Yes	Yes
74LS395	PIPO	4	25	Yes	No	Yes	No

TABLE II—CMOS SHIFT REGISTERS

Type	Function	Bits	Freq. (MHz)	Shift Right	Shift Left	Load	Hold
4006	SISO	18	10	Yes	No	No	No
4014	PISO	8	5	Yes	No	Yes	No
4015	SIPO	8	9	Yes	No	No	No
4021	PISO	8	5	Yes	No	Yes	No
4031	SISO	64	8	Yes	No	No	No
4034	B/PIPO	8	10	Yes	Yes	Yes	Yes
4035	PIPO	4	5	Yes	No	Yes	No
4094	SIPO	8	5	Yes	No	No	Yes
40100	B/SISO	32	3	Yes	Yes	No	Yes
40104	B/PIPO	4	9	Yes	Yes	Yes	No
40194	B/PIPO	4	9	Yes	Yes	Yes	Yes

Tables I and II list most of the TTL and CMOS shift registers available to experimenters. These tables, which were compiled from Motorola, National, RCA and Texas Instruments data books, list only some of the more important shift register parameters. Also, some specifications (such as maximum clock frequency) can vary somewhat within the same chip type if different manufacturers are involved. Therefore, you should check the specifications provided by the manufacturer of the chip you are thinking of using in a project for more specific information.

Here is a brief explanation of the table headings:

Function. The function of each shift register is identified by a four- or five-letter code. S means serial, P parallel, I in, O out, and B bidirectional. Therefore, a shift register listed as B/PIPO can provide bidirectional, parallel-in/parallel-out operation. Incidentally, many of the shift registers listed in the tables will provide more than one operating function. Most PIPO registers, for instance, also provide SISO operation.

Bits. This parameter specifies the number of register elements in the listed device.

Frequency. The maximum shift (clock) frequency is given. Frequency specifications for CMOS shift registers vary with both the V_{DD} supply voltage and the manufacturer. Consult the manufacturer's literature for the specific operating frequencies for a given chip.

Modes. Four operating modes are given. Those whose functions are obvious are *shift left* and *shift right*. *Load* is normally found on parallel-input shift registers. Depending upon the status of the load input, upon receipt of the next clock pulse, the register will either ignore or accept the data present at its input(s). *Hold* means that the clock input can be inhibited or disabled so that the shift register will store its contents like a memory register.

Several other operating modes not listed in the tables may also be available. *Preset* or *clear* enables all the register elements to be cleared to logic 0. *Recirculate* causes the data at the output of a shift register to be cycled back to the input.

Exotic Shift Registers. Several kinds of elaborate integrated shift registers are available for such serial-memory applications as refreshing cathode-ray tube traces and storing characters to be printed by high-speed printers. A typical example is Synertek's SY1404A 1024-bit MOS dynamic shift register. This family also includes a dual 512-bit register (SY1403A) and quad 256-bit register (SY1402A). The maximum clock rate for these chips is a relatively slow 2.5 MHz, but by means of a multiplexing technique, data can be accepted at a 5-MHz rate. Even more capability is provided by 2048-bit shift registers such as the SY2401 and SY2827.


Bubble memories and charge-coupled devices (CCDs) are among the most exotic shift registers available. Bubble-memory capacity can exceed a *million bits per chip*, making this exotic register a strong contender in the search for a solid-state replacement for the disk memory.

Application Circuits. Now let's try experimenting with some readily available shift registers to see how they work and what they can do. The circuits that follow use both CMOS and TTL shift registers. Once you see how easy it is to use

Bearcat® SCANNER SALE!!

Bearcat® **300**

**CHECK OUR PRICES AND YOU WILL
SEE WHY FOR THE PAST 10 YEARS WE
HAVE SOLD THOUSANDS OF SCANNERS
EVERY YEAR TO SATISFIED CUSTOMERS
ACROSS THE USA.**



only **\$336⁹⁹**

Bearcat 250 AC/DC Digital Crystalless Scanner—6 Bands—50 Channels	\$259.99
Bearcat 220 AC/DC Digital Crystalless Scanner—7 Bands with Aircraft—20 Channels .	259.99
Bearcat 300 AC/DC Digital Crystalless Scanner—7 Bands with Aircraft—50 Channels .	336.99
Bearcat 3 Hi-Lo Crystal Scanner—AC/DC—8 Channels	105.99
Bearcat 12 Hi-Lo UHF Crystal Scanner—AC/DC 5 Band—10 Channels	114.99
Bearcat 4-6 Thin Scan Hi-Lo UHF Pocket Scanner—6 Channels	114.99
Bearcat SPHL Hi-Lo 4 Channel Pocket Scanner	94.99
Bearcat 160 Digital Crystalless Scanner—AC only—5 Band—16 Channels	189.99
Bearcat 210 Digital Crystalless Scanner—AC/DC—6 Band—10 Channels	199.99
Bearcat 5 Crystal Scanner—AC only—8 Channels—4 Band	89.99
Bearcat 211 Digital Crystalless Scanner—6 Band—AC/DC—18 Channels	224.99
Bearcat 210 XL AC/DC Digital Crystalless Scanner—6 Band—18 Channels	214.99
FBE—Betty Bearcat Frequency Directory Eastern USA Edition	12.95
FBW—Betty Bearcat Frequency Directory Western USA Edition	12.95
Bearcat SP50 AC Adapter for Pocket Scanners	8.99
Bearcat SP51 Battery Charger for Pocket Scanners	8.99
B-7 Package of 4 Double AA Ni-Cad Batteries for SPHL	7.99
B-4 Package of 4 Triple AAA Ni-Cad Batteries for Thin Scan	9.99
B-5 Replacement Memory Battery for BC210	3.99
Bearcat A-20 Replacement Telscopic Antenna for Base Scanners	4.95
Monitor Crystal Certificate for all Crystal Scanners	2.95
Bearcat B-45 External PA Speaker	14.99
Bearcat SP-58 Carrying Case for Thin Scan	11.99

Bearcat® **220**



only **\$259⁹⁹**

Order direct from this advertisement. Major credit cards accepted (min. \$15.00), COD's \$2.00 extra. Add \$3.00 per scanner shipping charge — \$1.50 minimum for accessories. Certified checks, credit card, and COD orders shipped same day. Personal checks allow 3 weeks for clearance. All orders shipped by United Parcel. NYS residents add 7% sales tax. Shipping charges additional outside continental 48 states.

**SEND NAME & ADDRESS FOR
FREE CATALOGUE WITH FULL DESCRIPTIONS**

SCANNER WORLD, USA

10 New Scotland Ave.
Albany, New York 12208
518-436-9606

these various chips, you'll want to consider experimenting with other shift registers as well.

Pseudorandom Sequencer. Figure 1 is the schematic of a pseudorandom generator whose operation is patterned after the S2688/MM5837 shift-register noise generator that was described in the March 1980 installment of this column. The circuit consists of two 8-bit 4021 CMOS shift registers (*IC2* and *IC4*) cascaded to form a single 16-bit register.

The 4021 is a PISO register with the bonus feature that the outputs of the 6th, 7th and 8th stages are available. This means it can be used as a 6-, 7- or 8-bit shift register and makes possible the pseudorandom sequencer circuit. Such a circuit requires that the outputs of two stages in a shift register be coupled back to the input via an exclusive-OR gate.

By connecting the exclusive-OR gate's inputs to the final two outputs of the shift register, the sequencer will generate a pseudorandom sequence that recycles after 255 clock pulses. The bit pattern within a single 255-bit cycle is essentially random, but the periodic recycling of the pattern compromises its randomness over the long term.

V_{DD} or V_{SS} to set up any desired sequence of logic 0's and 1's. Then toggle *SI* from RUN to INITIATE and then back to RUN to load the PARALLEL DATA inputs. Repeat this procedure as desired to create many different bit sequences.

Incidentally, if you intend to use this circuit for commercial purposes, you should first write the U.S. Patent and Trademark Office (2021 Jefferson Davis Highway, Arlington, VA 22202) and request a copy of U.S. Patent 4,191,175. The fee for a single copy of a patent is 50¢. I've not yet seen this patent myself. However, after the March 1980 "Experimenter's Corner" appeared, William L. Nagle, president of Paratronic Systems, Inc. (Honeybrook, PA 91344) wrote to this magazine that, "... your readers should be cautioned that use of this for any other than private purposes would be an infringement of the patent our company holds for such devices and their applications." The complete letter was reproduced in the *Letters* column of the July 1980 issue.

I am interested in seeing this patent because its number indicates an issuance date late in 1979. Publications describing pseudorandom sequence generators date back to at least 1973 when Fairchild Semiconductor's *The TTL Appli-*

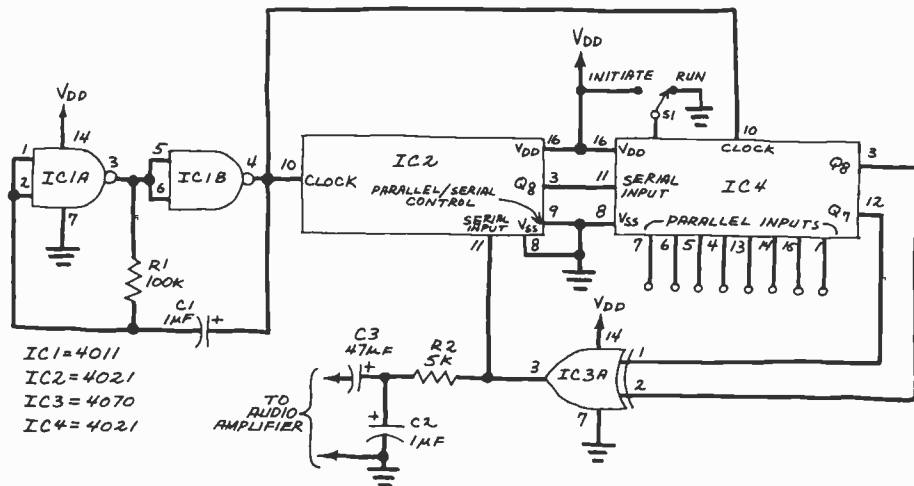


Fig. 1. Schematic diagram of a pseudo-random sequencer made from CMOS shift registers.

Two of the gates in *IC1* form a simple clock for this circuit. This is a CMOS chip, so be sure to connect the unused inputs (pins 8, 9, 12 and 13) to V_{DD} or V_{SS} to keep the chip from drawing excess current and overheating. You should also connect the unused inputs of *IC3* (pins 5, 6, 8, 9, 12 and 13) to either V_{DD} or V_{SS} .

This circuit has several useful applications. Connect its output to an audio amplifier through the low-pass filter composed of *R2* and *C2* to convert the pseudorandom bit pattern into audible noise. For best results, speed up the clock by reducing the value of *C1* to 0.01 μF or so. At very fast clock speeds, the output will sound like a pure tone. At slower frequencies, the repetitious pattern present in the output signal can be heard.

An interesting LED flasher can be made by connecting the output of the circuit to the cathode of a LED whose anode is connected to V_{DD} through a 1000-ohm series resistor. Slow the clock rate to a few hertz by increasing the value of *C1* to 10 μF or so. The LED will then flash on and off in an irregular, seemingly random pattern. This LED-flasher application illustrates how the circuit can be used to strobe (actuate) another circuit at a pseudorandom rate.

As you alter the clock rate or change the connections to the shift registers, the pseudorandom sequence generator might shut down. Make sure the clock is working by monitoring its output with an audio amplifier and loudspeaker (a tone should be heard) or with an oscilloscope (a square wave should be displayed). If the clock is running, try resetting each shift register by switching its pin 9 (the PARALLEL/SERIAL CONTROL input) from V_{SS} to V_{DD} and then back to V_{SS} . The circuit should then resume normal operation.

You can control the pattern of bits moving through the shift registers. Connect the PARALLEL DATA inputs of *IC4* to

cations Handbook (a truly outstanding book) described two such sequencers on pages 8 through 21.

Incidentally, one of the Fairchild circuits employed one 4-bit and seven 8-bit shift registers to generate a truly long, nonrepetitive output bit sequence. According to the descriptive text, "... even at a frequency of 20-million per second the counter would not repeat until more than 18 centuries had elapsed." (!) For more information about pseudorandom sequencers, see Don Lancaster's indispensable *CMOS Cookbook* (Howard Sams & Co., 1977). Don discusses the topic and presents two circuits on pages 318 through 323.

Pseudorandom Voltage Generator. Connect a suitable resistive ladder network to the outputs of a SIPO or PIPO shift register set up as a pseudorandom sequencer and you get a pseudorandom voltage generator. The resistor network serves as a digital-to-analog converter.

Figure 2 shows such a circuit designed around a 74164 or 74LS164 SIPO 8-bit shift register. The four NAND gates (*IC2A* through *IC2D*) form an exclusive-OR gate. You can substitute one-fourth of a 7486 quad exclusive-OR gate in the circuit if you prefer.

Use a 555 timer IC connected as an astable oscillator like the one shown in Fig. 3 to provide clock pulses for the circuit. The amplitude of the pseudorandom, stepped output voltage can be changed by connecting pin 2 of *IC2A* to any of the six other output pins of *IC1*.

An interesting application for this circuit is a pseudorandom tone sequencer that can be made by connecting its output to the control input of a voltage-controlled oscillator or voltage-to-frequency converter. One suitable vco is the 4046, a chip that was highlighted in "Experimenter's Corner" for July and August 1980. Suitable V/F converters include the

1234-240 p.—21 Custom Speaker Enclosure Projects You Can Build (\$12.95)

1066-882 p.—The Illustrated Dictionary of Electronics (\$19.95)

1113-182 p.—Understanding Electronics (\$8.95)

1167-168 p.—Electronic Music Synthesizers (\$9.95)

1222-266 p.—Advanced Radio Control, including Rockets & Robots—2nd Edition (\$12.95)

1169-504 p.—The GIANT Handbook of Computer Projects (\$15.95)

1139-476 p.—The Master IC Cookbook (\$15.95)

971-196 p.—Minprocessors: From Calculators to Computers (\$9.95)

1146-504 p.—Radio Propagation Handbook (\$17.95)

1225-322 p.—Master Handbook of Electronic Tables & Formulas—3rd Edition (\$14.95)

1119-434 p.—Color TV Trouble Factbook—Problems & Solutions—4th Edition (\$12.95)

887-244 p.—106 Easy Electronics Projects—Beyond the Transistor (\$8.95)

1136-504 p.—Practical Electronics Math (\$15.95)

806-420 p.—The Power Supply Handbook (\$12.95)

1255-308 p.—The Complete Shortwave Listener's Handbook—2nd Edition (\$14.95)

All About Telephones

1097-192 p.—All About Telephones (\$7.95)

HOW TO REPAIR CLOCKS

1168-182 p.—How To Repair Clocks (\$9.95)

Display Electronics

861-252 p.—Display Electronics (\$8.95)

THE PRACTICAL HANDBOOK OF AMATEUR RADIO FM & REPEATERS

1212-504 p.—The Practical Handbook of Amateur Radio FM & Repeaters (\$15.95)

8224-672 p.—The Complete Handbook of Radio Receivers & Transmitters (\$19.95)

1006-196 p.—Build-It Book of Solar Heating Projects (\$9.95)

1059-448 p.—The Complete Handbook of Magnetic Recording (\$15.95)

1196-280 p.—Adding Solar Heat To Your Home (\$12.95)

An Extraordinary Offer to introduce you to the benefits of Membership in

ELECTRONICS BOOK CLUB

take any **6** of these 24 unique electronics books (values to \$101⁷⁰) for only **\$2⁹⁵** for **ALL SIX**

with a Trial Membership in the Book Club that guarantees to save you 25% to 75% on a wide selection of electronics books

Facts About Club Membership

- The 6 introductory books of your choice carry publisher's retail prices of up to \$101.70. They are yours, for only \$2.95 for all 6 (plus postage/handling) with your Trial Membership
- You will receive the **Club News**, describing the current Selections, Alternates, and other books, every 4 weeks (13x a year)
- If you want the Selection, do nothing, it will be sent to you automatically. If you do not wish to receive the Selection, or if you want to order one of the many Alternates offered, you simply give instructions on the reply form (and in the envelope) provided, and return it to us by the date specified. This date allows you at least 10 days in which to return the form. If, because of late mail delivery, you do not have 10 days to make a decision and so receive an unwanted Selection, you may return it at Club expense.
- To complete your Trial Membership, you need buy only four additional monthly Selections or Alternates during the next 12 months. You may cancel your Membership any time after you purchase these four books.
- All books—including the Introductory Offer—are fully returnable after 10 days if you're not completely satisfied.
- All books are offered at low Member prices, plus a small postage and handling charge.
- **Continuing Bonus:** If you continue after this Trial Membership, you will earn a Dividend Certificate for every book you purchase. Three Certificates plus payment of the nominal sum of \$1.99 will entitle you to a valuable Book Dividend of your choice which you may choose from a list provided Members

May we send you your choice of 6 of these practical time-and-money-saving books as part of an unusual offer of a Trial Membership in Electronics Book Club?

Here are quality hardbound volumes, each especially designed to help you increase your know-how, earning power, and enjoyment of electronics. Whatever your interest in electronics, you'll find Electronics Book Club offers practical, quality books that you can put to immediate use and benefit.

This extraordinary offer is intended to prove to you through your own experience, that these very real advantages can be yours...that it is possible to keep up with the literature published in your areas of interest, and to save substantially while so doing. As part of your Trial Membership, you need purchase as few as four books during the coming 12 months. You would probably buy at least this many anyway, without the substantial savings offered through Club Membership.

To start your Membership on these attractive terms, simply fill out and mail the coupon today. You will receive the 6 books of your choice for 10-day inspection. **YOU NEED SEND NO MONEY.** If you're not delighted, return the books within 10 days and your Trial Membership will be cancelled without cost or obligation.

ELECTRONICS BOOK CLUB, Blue Ridge Summit, Pa. 17214

ELECTRONICS BOOK CLUB

Blue Ridge Summit, Pa. 17214

Please open my Trial Membership in **ELECTRONICS BOOK CLUB** and send me the 6 books circled below. I understand the cost of the books I have selected is only \$2.95 for all 6, plus a small shipping charge. If not delighted, I may return the books within 10 days and owe nothing, and have my Trial Membership cancelled. I agree to purchase at least four additional books during the next 12 months after which I may cancel my membership at any time.

800 806 861 887 971 1006 1059 1066
1097 1113 1119 1136 1146 1167 1168 1169
1196 1199 1212 1222 1225 1234 1255 8224

Name _____ Phone _____

Address _____

City _____

State _____ Zip _____

(Valid for new Members only. Foreign and Canada add 15%.) PE-1180

9400 and LM331—see "Experimenter's Corner," for October 1979 for details.

8-Bit Serial-to-Parallel Data Converter. Here's a circuit that you can use to load serial data onto an 8-bit data bus. Referring to Fig. 4, clock pulses are applied simultaneously to

experiment with the circuit as I did when working with the prototype, connect the cathode of a LED to each output pin of IC2. Connect the anodes of the LEDs to 1000-ohm resistors which are in turn connected to +5 volts. You can use smaller resistance values (as small as 270 ohms) for the current-limiting resistors if you want the LEDs to glow brighter. I prefer

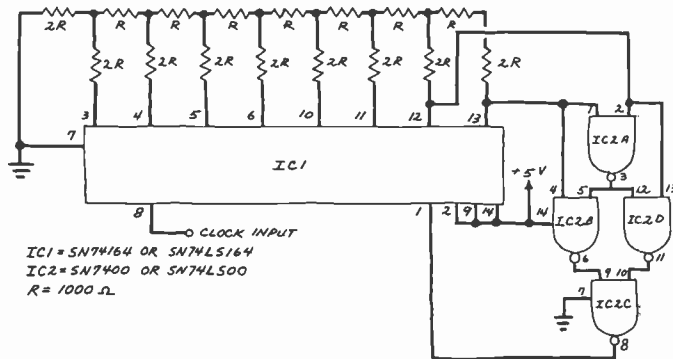


Fig. 2. Schematic of a pseudo-random voltage generator.

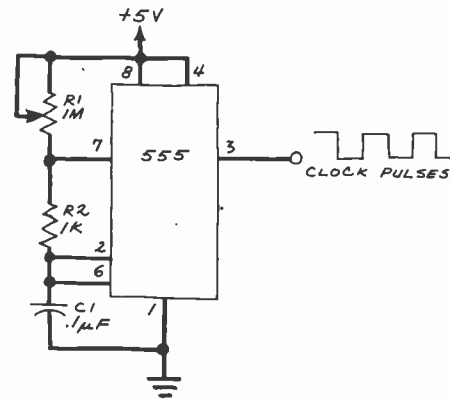


Fig. 3. A 555 clock pulse generator.

1000 ohms to keep current consumption down to 2 or 3 milliamperes per LED.

An additional LED and series resistor connected between pin 8 of IC1 and ground will allow you to monitor the status of the shift register. You can then manually test the circuit by slowing down the clock to about one pulse per second and applying input data bits to pin 1 of IC3.

This circuit can be used as the receiving portion of a digital data-transmission system. A good design exercise would be to devise a suitable transmitter for converting 8-bit bytes into a serial bit stream. Hint—use a PISO shift register and a divide-by-8 counter.

Programmable Sequence Generator. Figure 5 schematically shows an 8-bit programmable sequence generator made from two series-connected 74194 shift registers (IC1 and IC2). In operation, any desired bit pattern is first selected by means of switches S1 through S8. A normally closed push-button switch, S9, is momentarily opened to load the selected bit pattern into the two shift registers. When clock signals are

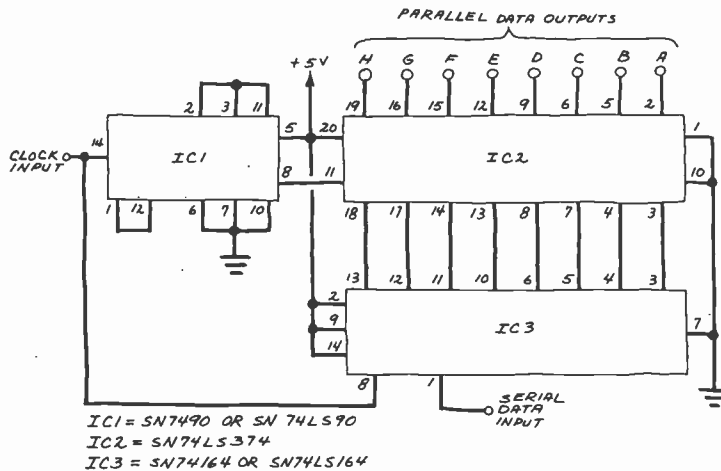


Fig. 4. Schematic of an 8-bit serial-to-parallel data converter.

counter IC1 and shift register IC3. The data to be loaded on the bus should be applied at the clock rate to the serial input of the shift register.

The 7490 (IC1) is configured as a divide-by-eight counter. It generates a load pulse that causes IC2, a 74LS374 octal D flip-flop, to accept the data appearing at the parallel outputs of shift register IC3.

Summarizing, after 8 bits have been loaded into the shift register, a pulse from the counter causes the data to be transferred to the octal flip-flop. The flip-flop is updated with new data from the register after eight additional clock pulses.

You can use the 555 oscillator shown schematically in Fig. 3 as a clock circuit for the data converter. If you want to

applied simultaneously to pin 11 of both shift registers, the bit pattern will be shifted one position for each clock pulse. Because the serial output of the second shift register (pin 12 of IC2) is connected to the serial input of the first shift register (pin 2 of IC1), so long as the clock pulses are received the bit pattern will recirculate through the registers. It will remain unchanged until it is modified by means of the data-select and load switches.

Use the oscillator shown in Fig. 3 to generate clock pulses for this circuit. The output LEDs shown in Fig. 5 are optional, but including them allows the circuit to double as an attention-getting programmable light flasher. The LEDs can be arranged in various patterns to enhance the effect.

A more practical application can be accomplished by connecting a resistor ladder network (see Fig. 2) to the outputs of the shift registers. The circuit then will function as a programmable waveform generator. Without the ladder network, the circuit can be used to strobe various circuits in any programmed sequence. More shift registers can be added for even longer sequences.

If you build this circuit, be sure to include the 0.1- μ F power-supply decoupling capacitors. Without these capacitors, the shift registers will be affected by power-supply transients that can arise during the switching sequence. A typical effect of such a transient is an unwanted change in the sequence.

stage goes low, the bit resulting from the gating of the first and last bits is a logic 0.

Because this bit is fed back to the input of the first register (pin 2 of IC1), it might at first glance appear that all of the register outputs would remain at logic 0 after the first cycle of clock pulses. Note, however, that the output of gate IC3C is connected to pin 10 of both registers. When the output of this gate is logic 0, the shift registers ignore the data presented to their parallel inputs. When its output switches to logic 1, the shift registers load the data present at their inputs. This, of course, is what occurs when the ENABLE INPUT is brought to logic 0 to start the circuit.

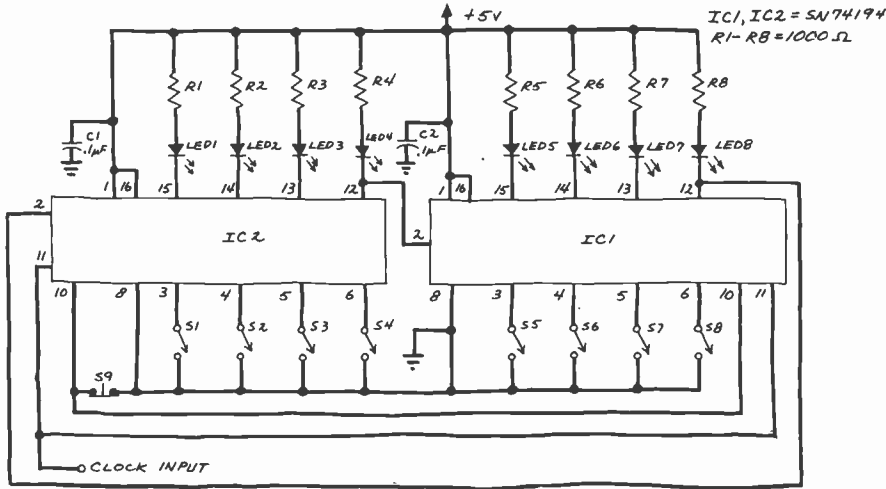


Fig. 5. A shift-register 8-bit programmable sequence generator.

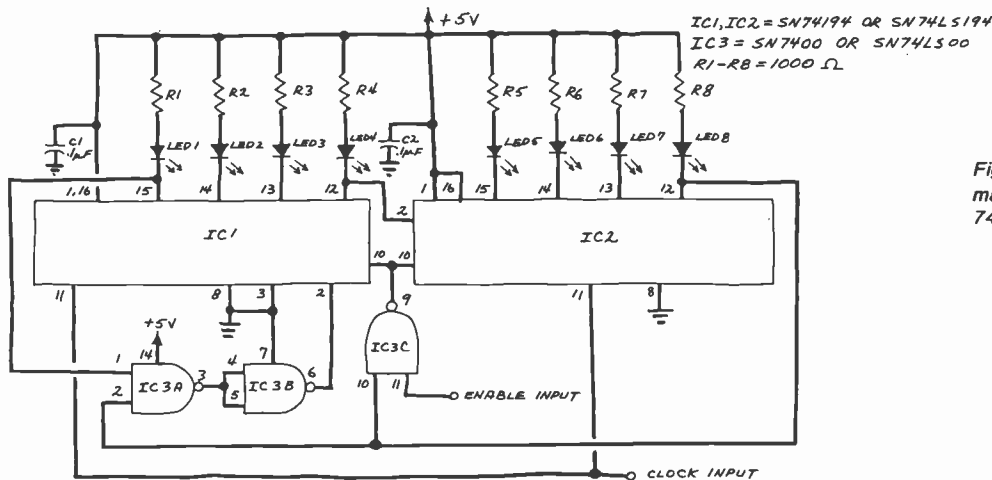


Fig. 6. A bargraph generator made from a pair of 74194 shift registers

Bargraph Generator. Figure 6 is the schematic diagram of an unusual bargraph generator made from a pair of 74194 shift registers. In operation, the circuit's ENABLE INPUT is brought momentarily to logic 0 to start the circuit. This causes seven of the eight bit positions to be loaded with logic 1's, because their inputs are left unconnected and therefore assume a high state. The output of the first stage of IC1 goes to logic 0 because its input (pin 3) is grounded.

The bits in the first and last stages, logic 0 and logic 1, respectively, are combined in AND fashion by IC3A and IC3B. The result is presented to the serial input of the first shift register. On the first clock pulse, therefore, the outputs of the first two positions go to logic 0 while all of the other outputs stay at logic 1. This pattern continues as subsequent clock pulses are received until each of the shift-register outputs switches in turn from logic 1 to logic 0. When the final

This circuit has such practical applications as strobing various external circuits in a sequential fashion. It also makes a very interesting visual display.

Going Further. Shift registers are ideally suited for experimentation. The bargraph generator shown in Fig. 6 is a good example of this. I began with the remnants of the circuit in Fig. 5 (the input switches were removed) and tinkered with the basic circuit by adding a single 7400 quad NAND gate IC. Within a few minutes, the bargraph effect was achieved. You can do the same kind of experimentation on your own by selecting different register outputs to be connected to NAND gate IC3A in Fig. 6. You can also try adding additional stages for more complex effects. The cost of integrated shift registers is very reasonable, and you'll learn a good deal about these very versatile logic circuits by experimenting with them. \diamond

Many important articles covering a variety of interests in the broad field of electronics are published in **POPULAR ELECTRONICS**. Reprints of selected articles and test reports are now available in the event that you missed some you would like to have for reference or study purposes—or for projects you wish to build. Reprints are only \$2 each; \$1 for those marked with an asterisk. Minimum order is \$6.

Special articles

AUDIO

- 40854 How the New FTC Hi-Fi Rules Affect You
- 40855 How To Evaluate Tape Recording Specs
- 40856 A New Standard For FM Tuner Measurements
- 40964 Build The Hi-Fi/TV Audio Minder
- 41097 Upgrading Your Old Stereo FM Tuner System & Expanders
- 41098 Build An Audio Comander
- 41099 How FM Tuners Work, Part I
- 41100* How FM Tuners Work, Part II
- 41303* Build A Super Filter
- 41304 Build A Disco Preamp-Mixer
- 41305 Build A Stereo Roto Blender
- 50116 Interpreting Speaker Test Results
- 50118 Build A Dynamic Audio Noise Filter
- 50120 Tape Bias Chart
- 50121 Parametric Equalizer
- 50128 Clipping Indicator
- 50138 Car Stereo Standards

COMPUTER

- 40860 How To Select A Microcomputer
- 40861 Ins & Outs Of Computers For Beginners
- 40966 Introducing Speechlab—The First Hobbyist Vocal Interface For A Computer
- 41306 Cassette Control For TRS-80 Computer
- 41308 Computer Bubble Memories
- 50117* Ohio Scientific Computer
- 50123 How To Add I/O Ports
- 50125 Computer Printing
- 50126 CP/M
- 50130 Computer-Aided Morse Code
- 50131* TR-80 "Real Time" Timer
- 50139* TRS-80 Combination Lock
- 50142 Extra Keyboards
- 50144 Programming Microprocessors

COSMAC "ELF" SERIES

- 40857 Low Cost Experimenter's Microcomputer
- 40858 Experimenter's Microcomputer/With Hardware Improvements & More Programming Details
- 40859 Microcomputer/How To Expand Memory, Plus More Programs
- 40870 Build The Pixie Graphic Display
- 41101 Expanding Elf II
- 41307 Tic-Tac-Toe For Elf Computer

COMMUNICATIONS

- 40862 CB Specifications Made Easy
- 40863* How To Choose CB Base Station Antennas
- 40965 Build Morse-A-Letter
- 50119 Upcoming New World of TV
- 50127 Radioteletype Reader Part I
- 50141 Radioteletype Reader Part II

OTHER

- 40867 How To Design Your Own Power Supplies
- 40868 The Care & Feeding Of NiCd Batteries
- 40869 Build A Gas & Fume Detector
- 40963* Six CMOS Circuits For Experimenters
- 40967 Programming Calculators For Fun and Games
- 40968* Zap New Life Into Dead NiCd Batteries
- 41103 How To Design TTL Digital Systems
- 41104 Build An Autoranging Digital Capacitance Meter
- 41309 Use Low Cost Digital Equipment
- 41310 Energy Leak Detector
- 41311 An A/D Converter
- 41312 Security Focus (2 Articles)
- 41313 Universal Electronic Timer
- 41314 MPH Car "Cruisalert"
- 50124 NASA Motor-Control Circuit
- 50132 A Personal Radiation Monitor
- 50134 The New Digital Multimeters
- 50135 Car Economizer
- 50143 Motion-Detector Alarm

LEARNING ELECTRONIC THEORY WITH CALCULATORS SERIES

- 40864 Basic Equations and OHM's Law
- 40865 Reactance, Time Constants And AC Calculations
- 40866 RC Coupling, Basic Amplifier Calculations, and RLC Relationship

Test reports

AUDIO

- 40871 ADC Accutrac 4000 Record Player
- 40874* MXR Stereo Graphic Equalizer
- 40875* Nakamichi Model 500 Stereo Cassette Deck
- 40878* Pickering Model XV-15/625E Stereo Phono Cartridge
- 40879 Pioneer Model CT-F8282 Stereo Cassette Deck

- 40886* Stanton Model 681EEE Stereo Phono Cartridge
- 40887 Teac Model PC-10 Portable Stereo Cassette Deck
- 40970 Speakerlab Model S7 Speaker System Kit
- 40973* Burwen Model DNF 1201A Noise Reducer System
- 41113* Dahlquist Model DQ-1W Low-Brass Module
- 41315 Sony "Class D" Amplifier
- 41316 Electrovoice "Series II" Speakers
- 41317 AR 9 Speakers
- 41318 JVC Jt-V77 FM Tuner
- 41319 Pioneer CT-F900 Cassette Deck
- 41320 Luxman R-1120 Receiver
- 41321 Dual C-819 Cassette Deck
- 41322 B.I.C. 2-speed Cassette Deck
- 41323 SAE Two Amplifier and Tuner
- 41324 Hitachi Mostet Power Amp
- 41325 Akai PO-1000 Open-Reel Tape
- 50137* RG Dynamics Signal Processor
- 50140* Pioneer Reverb Amp
- 50150* Pioneer TV Sound Tuner

COMMUNICATIONS

- 40891* Drake Model SSR-1 AM/SSB Communications Receiver
- 40892* Kenwood Model TS-820 Amateur Radio Transceiver
- 41114 Ten-Tec Century/21 Ham Transceiver
- 41326* Panasonic 5-Band SW Portable
- 41327* Electra Microprocessor Scanner
- 50145 McKay Dymek Receiver
- 50129* Realistic Receiver
- 50136* Grundig Communications

TEST INSTRUMENTS

- 40928* B&K-Precision Model 820 Digital Multimeter
- 40930* Ballantine Model 1010A Dual-Trace Scope
- 40931* Fluke Model 8020A Digital Multimeter
- 40932* Hewlett-Packard Model 280 Digital Multimeter
- 40934* Sencore Model TF-70 Portable Transistor Tester
- 40935* Triplet Model 60 Analog Multimeter
- 41115 B&K Precision Model 1820 Universal Frequency Counter
- 50122 Spectrum Analyzer
- 50133* Phillips Oscilloscope

*Reprints are \$2 each, \$1 for those marked with asterisk. Minimum order \$6.



CHARGE ORDERS (Minimum \$10)—For your convenience PHONE TOLL FREE 800-431-2731. NY State only 800-942-1940.

POPULAR ELECTRONICS REPRINTS
P.O. Box 278, Pratt Station
Brooklyn, NY 11205

Please send the reprints listed below:

Reprint #	Quan.	Reprint #	Quan.

REPRINTS ORDERED _____

TOTAL ENCLOSED (MINIMUM ORDER \$6) _____:
U.S.—Shipped First Class. Add 50c per order Post. & Hand.
Outside USA—Shipped AIR MAIL ONLY. Add \$2 per order.

CHARGE (MINIMUM \$10):

- American Express Visa
 Master Charge Diners Club

Account # _____ Exp. Date _____

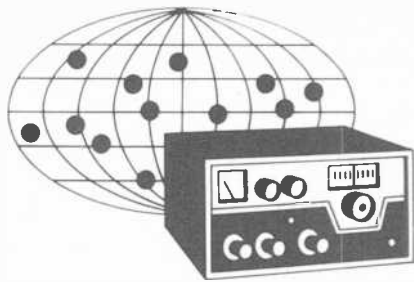
Signature _____

Print Name _____

Address _____

City/State/Zip _____

*Residents of CA, CO, DC, FL, IL, MA, MI, MO, NY STATE, UT, and VT add applicable sales tax.



DX Listening

By Glenn Hauser

Business Programs

DX LISTENERS can keep up with worldwide economic developments through financial, economic and business programs on certain stations. Here is a selected listing of such programs. All times and days are GMT.

AFRTS-Washington conveniently groups six different U.S. network business reports into a 25-minute block, Tuesday-Saturday at 0035, repeated at 0435 (times one hour earlier until Oct. 27). Among the frequencies are 21570 and 6030 kHz.

Radio Australia has a "Business Report" Monday-Friday at 0820 on 15115, 11740, 9570, repeated at 1220 on 9580, and also every two hours through 2220 when *R. Australia* is more difficult to pick up here. There's also "Week in Business," Saturdays at 0212 on 21740 and 17795 and 0810 on the same frequencies as above.

BBC World Service excels in this programming area, as in so many others. "Stock Market Report" is Monday-Friday (except bank holidays, which also affect some of the programs below), at 1939-1943; try 15070 and 12095. "Financial News" is Monday-Friday 2230-2239 on 15260, 15070, and 9410; repeated at 0445 on 9510, 9410, and 6175.

BBC also has two weekly business programs: "Financial Review," Sundays at 0445 to 0454 on 9510, 9410, and 6175, repeated at 1709 on 17830 and 15260. And the half hour show, "Business Matters," Thursdays 1130 on 11775, 11750, 9740, 9510, and 6195; 2130 on 15420, 15260, and 15070; and Fridays 0330 on 9410, 6175, and 5975.

Canada's "As It Happens" newsmagazine once included a Tuesday segment called "Easy Money," and may still do so, sometime between 2330 and 0100 on 5960 (one hour earlier until Oct. 27).

South Africa: *Radio RSA* has business programs at these approximate times: "Business Front," Mondays 1130 on 25790, 21535, and 15220; 2135 on 21535; Tuesdays 0235 on 11900 and 9585. "Economic News" is Monday-Friday at 1245 on 25790, 21535, and 15220. "Economic Review," Saturdays 0410 on 11900; 9585, and 5980; 2110 on 21535 and Sundays 0210 on 11900 and 9585.

South Africa also has a Monday-Friday "Market and Meat Prices" on its

domestic services at 1607, last reported on 4880, though not likely to be heard in North America. But keep it in mind if you're further east.

Austria. Thursday broadcasts of ORF's "Report from Austria" include a segment on the Austrian economy—0130 and 0330 on 9770 and 5945; 0430 on 12015; 1230 on 21655.

All the programs mentioned so far are in English, but for business programs from two other countries we of necessity go to their native languages. **France** has a "Bourse" spot Monday-Friday 1158-1200 and 1705 on 21645, 21595 and 17775 and at 1820 on 21620, 21580, 21515, 17720, as well as many other frequencies.

West Germany's Deutsche Welle has a Monday-Friday stock market quotation report ("Börsenkurse") at about 2255 on 15410, 9735, repeated at 0255 on 9735, 6145 and others.

Country by Country

Anguilla. This tiny Caribbean island may gain a shortwave voice if an American gospel broadcasting organization follows through on plans to establish "The Caribbean Beacon" here.

Austria. ORF is working to upgrade its signal into North America by 1982, with a new 250-300-kW transmitter and two new antennas (a fixed but slewable curtain, and a "turntable" antenna).

Costa Rica. Radio Noticias del Continente survived a challenge about irregularities in its licensing. The government of Argentina and other Latin American military-led administrations have brought pressure against Costa Rica for allowing this private left-wing voice to be heard (almost 24 hours a day on 9615). One solution proposed was to let it continue broadcasting, but cut its power from 50 kW to one kW so it could no longer be heard well in Argentina.

Cuba. Though a country which is (barely) in the tropics, post-revolutionary Cuba has never used the tropical bands deliberately (though its prolific mediumwave harmonics fall in this area). One pre-revolutionary station, *COCW*, had a frequency of 5045 kHz. More than twenty years later *Radio Moscow World Service* and *The Voice of Cuba* were heard testing on that frequency between 1000 and 1100 GMT—seemingly with a transmitter much more

FREE... Catalog of great gift ideas



You'll find the right gift for all the electronics buffs on your Christmas list— from clocks and radios to gas-saving car accessories to computers— all in easy-to-build,

money-saving kits. Prices start at under \$20.

This year, shop the fast, easy way in the Heathkit Catalog.



Heathkit®

If coupon is missing, write
Heath Co., Dept. 010-712,
Benton Harbor, MI 49022.

Send to: Heath Co., Dept. 010-712,
Benton Harbor, MI 49022.

Send my free Heathkit Catalog now.
I am not currently receiving your catalog.

Name _____

Address _____

City _____ State _____

CL-745 _____ Zip _____

CIRCLE NO. 37 ON FREE INFORMATION CARD



**WHOLESALE
COMPUTERS
DIRECT TO THE PUBLIC!**

"A member in good standing of the
BETTER BUSINESS BUREAU"



ATARI 800 — \$749.00



APPLE II 16K Plus — \$999.00

EPSON MX — 80 PRINTER

For Apple, Atari, TRS-80
Pin Feed, Bi-directional
9 x 9 Dot Matrix, 80 char. line



\$599.00

Interface
Included!

Nec 5510 SPINWRITER - \$2449.00

TRS-80 MODEL II - \$3499.00

**64K INTERTEC
SUPERBRAIN - \$2649.00**

We carry a complete line
of the above equipment.
For information and
further pricing call:

**TOLL FREE
1-800-556-7586**
TELEX: 952106

**OMEGA
SALES CO.**

12 Meeting St. Cumberland, RI 02864

We ship air,
truck and UPS.
COD's accepted.

dxl

powerful than the one kilowatt listed for COCW.

Meanwhile, the growing Cuban population in Florida has led to an increase in clandestine broadcasting, headed by *La Voz de la Junta Patriotica Cubana*, heard most evenings on 7400.

A Hialeah man accused of broadcasting illegally as "Comandante David" was busted by the FCC in July.

Ecuador. HCJB may be middle-of-the-road in its gospel outlook, but it's extremist in broadcast power. A nominally 100-watt experiment on 26020 kHz may be dropped to only 10 watts; on the other hand, its homemade 500,000-watt transmitter, under construction for several years in Elkhart, Indiana, has been installed in Ecuador and should be testing on the air now. Meanwhile, another faith is on the air from Ecuador—Radio Baha'i, on 2340 kHz during the daytime. We'll have to wait for its projected morning and evening broadcasts on 60 meters in order to hear them.

France. *Radio France Internationale* continues to ignore its great potential audience in North America, as it announces plans to begin using new relay facilities in Gabon, French Guiana and Morocco to improve reception in Africa and Latin America.

Guatemala. The *V. of Guatemala*, 6180 kHz, has begun a brief English feature, "Guate-Scope," heard at varying times late at night.

Iran. Besides the Soviet-based *National Voice of Iran*, which has been on the air for many years from Baku, three other anti-Khomeini clandestine radio stations went on the air this year. A report in the *Financial Times* placed *The Free Voice of Iran* in Baghdad on behalf of Gen. Gholam Ali Oveissi; *Radio Iran* in Basra, Iraq on behalf of former prime minister Shapur Bakhtiar; and *Radio Homeland* in Cairo, connected with supporters of the late shah. The last station is also tied in with *Radio of the Mujaheddin* (Islamic guerrillas) of *Afghanistan*. Frequencies for these often change. *Radio Homeland* may still be on 15555 kHz at 1705 to 1800.

Ireland. *R. Condor* is testing for North America during October at 0600 to 0800 on 6243 kHz; in November, the time will change to 0700 to 0900 and 11463 kHz will be added.

Korea, North. *Radio Pyongyang* has a well-deserved reputation for far-out broadcasting, both in program content and frequency choice far outside the designated bands (such as 9977 kHz). But now, a great many frequencies inside the SWBC bands have been registered by North Korea with the ITU. Few of them so far have actually been heard, so this may just be for the sake of appearances.

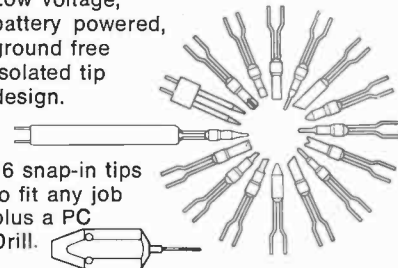
Mexico. Super-power border station *XERF*, 1570 kHz, is now carrying "The Mexican Hour" in English, GMT Mondays, at 0400. A new station, *XEVJ*, in Linares, N. L., 5980 kHz, has been ad-

**The quick
charge iron
with 16
different
quick change
tips.**



ISO-TIP®
QUICK CHARGE
Cordless
Soldering Iron
completely
recharges in
3½-4 hours.
Low voltage,
battery powered,
ground free
isolated tip
design.

16 snap-in tips
to fit any job
plus a PC
Drill.



WAHL CLIPPER CORPORATION
ORIGINATORS OF PRACTICAL CORDLESS SOLDERING
• Sterling, Illinois 61081 • (815) 625-6525
"Manufacturing Excellence Since 1919"
CIRCLE NO. 76 ON FREE INFORMATION CARD

MEMORY

**We want to be your
S-100 Memory product
headquarters**

We will have a fantastic
line-up of S-100 memory
boards and raw parts for
you to build your own
boards.

DYNAMIC RAM BOARDS

IEEE 64Kx8 \$695.00
IEEE 64Kx8 or
32Kx16 \$895.00
IEEE 128Kx8 or
64Kx16 \$1095.00

**16K DYNAMIC RAM
TI 4116 16Kx1 RAMS
8 for \$32.00/32 for \$120.00**

**HANLEY ENGINEERING
P.O. BOX 21432
SEATTLE, WA 98111
(206) 633-3404**

CIRCLE NO. 52 ON FREE INFORMATION CARD

vertising in a Monterrey newspaper.

Nicaragua. Clandestine radio played a major role in the victory of the Sandinistas. Last May, the tables were turned with the appearance on 6015 kHz of "FESGA"—the *Voice of the Special Forces of Anti-Communist Guerrillas*, possibly a mythical organization. Embarrassed Honduran authorities quickly located the station in San Pedro Sula and supposedly closed it down. Press reports said it was transmitted from *Radio Swan*, which in the past had operated as an anti-communist outlet.

Papua New Guinea. Night owls should check 9520 kHz after 0600 GMT for sporadic broadcasts from *NBC*, and on special occasions, 9575 kHz.

Portugal has an external service of its own, and serves as a relay site for several other countries and religious broadcasters. Now, the Lisbon Catholic station, *Radio Renascença*, is adding shortwave, perhaps by the end of the year, to reach expatriates.

Solomon Islands. Like Papua New Guinea, this country operates irregularly on the 31-meter band after 0600 GMT. Try 9545 kHz, and if you don't hear them there, 5020.

Surinam. *Radio Apintie*, a tiny commercial station, put a 50-watt shortwave transmitter on 4795 kHz in order to reach remote regions of that country. Surprisingly enough, the station was heard elsewhere, including Holland, where many Surinamese live. Now *Radio Apintie* plans to go about international broadcasting in a big way, with a ten-fold power increase to a hefty 500 watts. The frequency may have changed to 4950.

Sweden. *Radio Sweden* acquired some 500-kilowatt transmitters a few years ago, but was chagrined to learn that its antennas would handle no more than 350 kW. Six new curtain antennas are under construction at Hörby now, so the station should soon be able to put a stronger signal into North America.

U.S.A. With unrest in the Philippines, the *Voice of America* has been investigating other countries for shortwave relay stations. Among the possibilities are Darwin and North West Cape, Australia; and U.S. territory in Guam, Hawaii, and the Aleutian Islands.

U.S.S.R. *Radio Moscow* uses a great many sites throughout the country, but either through incompetence or for security reasons, the sites it acknowledges seldom correspond to sites determined by other evidence. In his *USSR High-Frequency Broadcast Newsletter*, Roger Legge reports on a study by Douglas Johnson and Olle Alm of "Operational Navigation Charts" issued by the U.S. National Ocean Survey, which show where broadcasting towers are located in the U.S.S.R. An 18-transmitter complex, previously believed to be near Zhigulevsk, was determined to be near Kuybyshev instead. Ten transmitters at "Arnavir" are actually near Krasnodar. Four transmitters designated as at "Or-

sha" are actually at Moghilev. Frunze, listed as a site, does not have any suitable towers. Five 500-kW transmitters are at Nikolayev in the Ukraine, not at other sites in that S.S.R. However, sites in Alma Ata, Dushanbé and Tashkent were confirmed.

Vanuatu. The independence controversy here produced some interesting listening. *Radio Vanuatu*, on 7260 kHz can be heard with English news at 0830 GMT, and live coverage of independence ceremonies at the end of July. The breakaway group on Espiritu Santo, led

by Jimmy Stevens, revived its broadcasting station, but on a new name and new frequency: *Radio Vemarana*, on 3522 and 3576 kHz, broadcasting in the 0730-1130 GMT period for several weeks before and after independence.

Information Sheet. We'll be glad to send you a listing of many other sources of information about shortwave and DX listening if you send a self-addressed stamped envelope to: Glenn Hauser, University Radio WUOT, Knoxville, TN 37916. ♦



apple II 16K computer

\$899

APPLE II 32K \$999
APPLE II 48K \$1099

DOS 3.3 with upgrade kit \$48

Disk II with Controller \$479... without \$425

<h3 style="text-align: center; margin: 0;">APPLE II ACCESSORIES</h3> <table border="0" style="width: 100%;"> <tr><td>Apple Joystick.....</td><td>47</td></tr> <tr><td>ABT Numeric Input Keyboard.....</td><td>114</td></tr> <tr><td>ALF Music Synthesizer.....</td><td>245</td></tr> <tr><td>Brightpen Lightpen from Softape.....</td><td>32</td></tr> <tr><td>Clear Cover for Apple Computer.....</td><td>25</td></tr> <tr><td>CCS Programmable Timer Module.....</td><td>159</td></tr> <tr><td>Dan Paymer Lower Case Kit.....</td><td>49</td></tr> <tr><td>D C Hayes Microcard.....</td><td>335</td></tr> <tr><td>Extender Board.....</td><td>27</td></tr> <tr><td>Graphics Input Tablet.....</td><td>649</td></tr> <tr><td>Introl X-10 Remote Control System.....</td><td>239</td></tr> <tr><td>Introl X-10 Controller Only.....</td><td>164</td></tr> <tr><td>M&R Sup-R-Term 80 Column Board.....</td><td>325</td></tr> <tr><td>Microsoft Z 80 Soft Card.....</td><td>299</td></tr> <tr><td>Novation Cat Modem.....</td><td>159</td></tr> <tr><td>Romwriter.....</td><td>149</td></tr> <tr><td>Speechlink 2000/64 Word Vocabulary.....</td><td>215</td></tr> <tr><td>SuperTalker Speech Synthesizer.....</td><td>239</td></tr> <tr><td>Sup-R Mod RF TV Modulator.....</td><td>25</td></tr> <tr><td>SVA 8" Disc Controller Card.....</td><td>329</td></tr> <tr><td>Veras-Writer Digitizer Drawing System.....</td><td>209</td></tr> <tr><td>Adventure by Microsoft.....</td><td>27</td></tr> <tr><td>Apple Bowl.....</td><td>14</td></tr> <tr><td>Applebug Assembler/Disassembler.....</td><td>69</td></tr> <tr><td>Applebug Debugger.....</td><td>27</td></tr> <tr><td>Applepost Graph & Plot System.....</td><td>59</td></tr> <tr><td>Applepost Mailing List System.....</td><td>44</td></tr> <tr><td>Applepost Utility Programs by Hayden.....</td><td>27</td></tr> <tr><td>Applewriter Word Processor.....</td><td>59</td></tr> <tr><td>Bill Budge's Space Game Album.....</td><td>39</td></tr> </table>	Apple Joystick.....	47	ABT Numeric Input Keyboard.....	114	ALF Music Synthesizer.....	245	Brightpen Lightpen from Softape.....	32	Clear Cover for Apple Computer.....	25	CCS Programmable Timer Module.....	159	Dan Paymer Lower Case Kit.....	49	D C Hayes Microcard.....	335	Extender Board.....	27	Graphics Input Tablet.....	649	Introl X-10 Remote Control System.....	239	Introl X-10 Controller Only.....	164	M&R Sup-R-Term 80 Column Board.....	325	Microsoft Z 80 Soft Card.....	299	Novation Cat Modem.....	159	Romwriter.....	149	Speechlink 2000/64 Word Vocabulary.....	215	SuperTalker Speech Synthesizer.....	239	Sup-R Mod RF TV Modulator.....	25	SVA 8" Disc Controller Card.....	329	Veras-Writer Digitizer Drawing System.....	209	Adventure by Microsoft.....	27	Apple Bowl.....	14	Applebug Assembler/Disassembler.....	69	Applebug Debugger.....	27	Applepost Graph & Plot System.....	59	Applepost Mailing List System.....	44	Applepost Utility Programs by Hayden.....	27	Applewriter Word Processor.....	59	Bill Budge's Space Game Album.....	39	<table border="0" style="width: 100%;"> <tr><td>Bill Budge's Trilogy of Games.....</td><td>29</td></tr> <tr><td>The Cashier Retail Management System.....</td><td>189</td></tr> <tr><td>CCA Data Management by Personal Software.....</td><td>84</td></tr> <tr><td>The Contributed Volumes 1-5 w/manuals.....</td><td>29</td></tr> <tr><td>Desktop Plan by Personal Software.....</td><td>79</td></tr> <tr><td>Dow Jones Portfolio Evaluator.....</td><td>44</td></tr> <tr><td>Forth II by Programma Software.....</td><td>45</td></tr> <tr><td>Fortran for use with Language System.....</td><td>159</td></tr> <tr><td>Pascal Language System.....</td><td>395</td></tr> <tr><td>Sargon II Chess Game-cassette.....</td><td>27</td></tr> <tr><td>Sargon II Chess Game-disk.....</td><td>35</td></tr> <tr><td>Shall Games.....</td><td>27</td></tr> <tr><td>Space Invader-Cassette.....</td><td>18</td></tr> <tr><td>Space Invader-disk.....</td><td>25</td></tr> <tr><td>Sub-Logic FS-1 Flight Simulator Cassette.....</td><td>23</td></tr> <tr><td>Sub-Logic FS-1 Flight Simulator-disk.....</td><td>29</td></tr> <tr><td>Sybox Apple 80 8080 Simulator.....</td><td>17</td></tr> <tr><td>Visicalc by Personal Software.....</td><td>115</td></tr> </table> <p style="text-align: center; margin: 10px 0;">APPLE COMPUTER INTERFACE CARDS</p> <table border="0" style="width: 100%;"> <tr><td>Asynchronous Serial Interface #7710A.....</td><td>\$145</td></tr> <tr><td>AppleSoft II Firmware Card.....</td><td>149</td></tr> <tr><td>CCS Arithmetic Processor Card #7811B.....</td><td>329</td></tr> <tr><td>CCS Parallel Interface Card #7720A.....</td><td>155</td></tr> <tr><td>Centronics Printer Interface Card.....</td><td>179</td></tr> <tr><td>Apple Clock/Calendar Card.....</td><td></td></tr> </table>	Bill Budge's Trilogy of Games.....	29	The Cashier Retail Management System.....	189	CCA Data Management by Personal Software.....	84	The Contributed Volumes 1-5 w/manuals.....	29	Desktop Plan by Personal Software.....	79	Dow Jones Portfolio Evaluator.....	44	Forth II by Programma Software.....	45	Fortran for use with Language System.....	159	Pascal Language System.....	395	Sargon II Chess Game-cassette.....	27	Sargon II Chess Game-disk.....	35	Shall Games.....	27	Space Invader-Cassette.....	18	Space Invader-disk.....	25	Sub-Logic FS-1 Flight Simulator Cassette.....	23	Sub-Logic FS-1 Flight Simulator-disk.....	29	Sybox Apple 80 8080 Simulator.....	17	Visicalc by Personal Software.....	115	Asynchronous Serial Interface #7710A.....	\$145	AppleSoft II Firmware Card.....	149	CCS Arithmetic Processor Card #7811B.....	329	CCS Parallel Interface Card #7720A.....	155	Centronics Printer Interface Card.....	179	Apple Clock/Calendar Card.....	
Apple Joystick.....	47																																																																																																												
ABT Numeric Input Keyboard.....	114																																																																																																												
ALF Music Synthesizer.....	245																																																																																																												
Brightpen Lightpen from Softape.....	32																																																																																																												
Clear Cover for Apple Computer.....	25																																																																																																												
CCS Programmable Timer Module.....	159																																																																																																												
Dan Paymer Lower Case Kit.....	49																																																																																																												
D C Hayes Microcard.....	335																																																																																																												
Extender Board.....	27																																																																																																												
Graphics Input Tablet.....	649																																																																																																												
Introl X-10 Remote Control System.....	239																																																																																																												
Introl X-10 Controller Only.....	164																																																																																																												
M&R Sup-R-Term 80 Column Board.....	325																																																																																																												
Microsoft Z 80 Soft Card.....	299																																																																																																												
Novation Cat Modem.....	159																																																																																																												
Romwriter.....	149																																																																																																												
Speechlink 2000/64 Word Vocabulary.....	215																																																																																																												
SuperTalker Speech Synthesizer.....	239																																																																																																												
Sup-R Mod RF TV Modulator.....	25																																																																																																												
SVA 8" Disc Controller Card.....	329																																																																																																												
Veras-Writer Digitizer Drawing System.....	209																																																																																																												
Adventure by Microsoft.....	27																																																																																																												
Apple Bowl.....	14																																																																																																												
Applebug Assembler/Disassembler.....	69																																																																																																												
Applebug Debugger.....	27																																																																																																												
Applepost Graph & Plot System.....	59																																																																																																												
Applepost Mailing List System.....	44																																																																																																												
Applepost Utility Programs by Hayden.....	27																																																																																																												
Applewriter Word Processor.....	59																																																																																																												
Bill Budge's Space Game Album.....	39																																																																																																												
Bill Budge's Trilogy of Games.....	29																																																																																																												
The Cashier Retail Management System.....	189																																																																																																												
CCA Data Management by Personal Software.....	84																																																																																																												
The Contributed Volumes 1-5 w/manuals.....	29																																																																																																												
Desktop Plan by Personal Software.....	79																																																																																																												
Dow Jones Portfolio Evaluator.....	44																																																																																																												
Forth II by Programma Software.....	45																																																																																																												
Fortran for use with Language System.....	159																																																																																																												
Pascal Language System.....	395																																																																																																												
Sargon II Chess Game-cassette.....	27																																																																																																												
Sargon II Chess Game-disk.....	35																																																																																																												
Shall Games.....	27																																																																																																												
Space Invader-Cassette.....	18																																																																																																												
Space Invader-disk.....	25																																																																																																												
Sub-Logic FS-1 Flight Simulator Cassette.....	23																																																																																																												
Sub-Logic FS-1 Flight Simulator-disk.....	29																																																																																																												
Sybox Apple 80 8080 Simulator.....	17																																																																																																												
Visicalc by Personal Software.....	115																																																																																																												
Asynchronous Serial Interface #7710A.....	\$145																																																																																																												
AppleSoft II Firmware Card.....	149																																																																																																												
CCS Arithmetic Processor Card #7811B.....	329																																																																																																												
CCS Parallel Interface Card #7720A.....	155																																																																																																												
Centronics Printer Interface Card.....	179																																																																																																												
Apple Clock/Calendar Card.....																																																																																																													

 <h3 style="margin: 0;">ATARI 800 PERSONAL COMPUTER SYSTEM</h3> <h2 style="margin: 0;">\$799</h2> <ul style="list-style-type: none"> • High resolution COLOR Graphics • 10K Basic in ROM • 8K user RAM expandable to 48K • Built-in RF TV modulator • High speed serial I/O port • Includes ATARI 410 program recorder • 57 key full stroke keyboard <p style="text-align: center; margin: 0;">WE SHIP FAST!</p>	<p style="text-align: center; margin: 0;">apple computer</p> <p style="text-align: center; margin: 0;">IN STOCK, CALL FOR PRICES!</p>	<h3 style="text-align: center; margin: 0;">THE AMAZING SORCERER II</h3> <p style="margin: 0;">S-100 EXPANSION UNIT..... \$399</p> <p style="margin: 0;">WORD PROCESSOR PAC..... 179</p> <p style="margin: 0;">DEVELOPMENT PAC..... 89</p> <p style="text-align: center; margin: 0;">16K</p> <h2 style="text-align: center; margin: 0;">\$969</h2>  <p style="text-align: center; margin: 0;">master charge</p>
---	---	---

TO ORDER: Phone orders invited using Visa, Mastercard, or bank wire transfers. Visa & MC credit card service charge of 2%. Mail orders may send charge card number (include expiration date), cashiers check, money order, or personal check (allow 10 business days for personal checks to clear). Please include phone number. Include 3% shipping, handling, and insurance (\$5.00 minimum) in USA. Shipments within Calif. add 6% sales tax. Foreign orders include 1% handling-shipped freight collect. Foreign orders over \$1000 allow 3 weeks extra and include \$25 license fee. All equipment is in factory cartons with the manufacturers warranty. Equipment is subject to price change and availability.

MAIL TO: 1251 BROADWAY EL CAJON CA., 92021 (714) 579-0330

AUTHORIZED APPLE SALES & SERVICE

computer SPECIALTIES

DIVISION OF CMI

McIntosh

"A Technological Masterpiece ..."



McIntosh C 32

"More Than a Preamplifier"

McIntosh has received peerless acclaim from prominent product testing laboratories and outstanding international recognition! You can learn why the "more than a preamplifier" C 32 has been selected for these unique honors.

Send us your name and address and we'll send you the complete product reviews and data on all McIntosh products, copies of the international awards, and a North American FM directory. You will understand why McIntosh product research and development always has the appearance and technological look to the future.

Keep up to date.
Send now - - -

McIntosh Laboratory Inc.
Box 96 East Side Station
Binghamton, NY 13904

Name _____

Address _____

City _____ State _____ Zip _____

If you are in a hurry for your catalog please send the coupon to McIntosh. For non-rush service send the Reader Service Card to the magazine.

CIRCLE NO. 53 ON FREE INFORMATION CARD

Tips & Techniques

Low-Cost Crystal Oven

When a stable frequency source is needed, an oscillator designed around a quartz crystal is the logical choice. There are some applications, however, in which a standard quartz crystal oscillator is simply not stable enough. The principal problem in such a situation—say, the timebase of an accurate frequency counter—is that changes in ambient temperature cause small variations in the dimensions of the crystal and hence frequency drift.

One way to reduce thermally caused drift is to keep the temperature in the vicinity of the crystal as constant as possible. This can be done by means of a *crystal oven*, a small, temperature-controlled environment in which a piezoelectric crystal can be kept for maximum stability. In this article, we shall describe a simple crystal oven that can be built from a handful of low-cost components. It's very possible that you have all of the components in your junk box, which will reduce the effective cost of the oven to zero. Because the oven's circuit is simple and uses readily available parts, it provides an especially attractive way to enhance the stability of a planned or existing crystal oscillator.

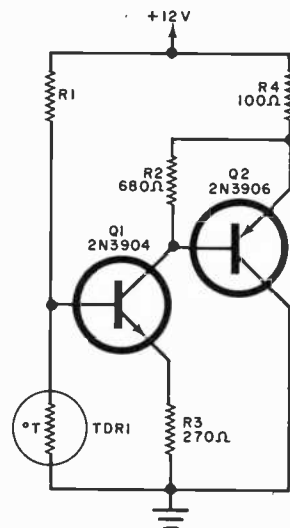
A schematic diagram of the crystal oven circuit appears in the figure. The heart of the circuit is *TDR1*, a negative-coefficient thermistor (temperature-dependent resistor) chosen so that its resistance is approximately 1000 ohms at room temperature. This thermistor, together with resistor *R1*, form a voltage divider which supplies base drive to *Q1*.

When power is first applied to the circuit, the resistance of *TDR1* is approximately 1000 ohms. Transistor *Q1* is approximately 1000 ohms. Transistor *Q1* begins to conduct and sinks base current for *Q2*. As these transistors conduct, they dissipate heat which is coupled to the crystal and to *TDR1*. This warms up the thermistor, causing its resistance to decrease. The decrease in thermistor resistance results in the application of less base current to *Q1* and hence to *Q2*. With less collector current flowing through the transistors, less heat is generated, causing increases in its resistance and base current through *Q1*.

The process continues in this manner, with *TDR1* acting as a thermostat and the transistors as heating elements. Once equilibrium is established, temperatures of the crystal and the thermistor remain at fairly constant values. Heat is generated by the transistors and coupled to the crystal and thermistor as needed to make up for radiated energy.

The circuit of the Low-Cost Crystal Oven is very simple, so it can be easily assembled using point-to-point wiring techniques. The author's prototype was assembled by cutting a small strip of copper flashing so that its short dimension equalled the height of the crystal case. The transistors have TO-92 plastic packages with one flat side. The author affixed the flat side of each transistor case to the copper strip using epoxy cement. He also epoxied *TDR1* to the strip.

Next, silicone thermal compound was applied to the crystal case and tightly wrapped the copper strip around it. He temporarily held the strip in place with a large alligator clip and soldered the point where one end of the strip overlapped the other, using a small soldering pencil, he made the necessary connections between the transistors, resistors, thermistor and power supply. Finally, he took a small block of styrofoam and cut out a slot in it so that the crystal/oven-circuit assembly could be slid into the slot. The styrofoam is a good insulator and helps stabilize the crystal temperature once power has been applied to the oven circuit.



Any one of several thermistors can be used for *TDR1*, as the choice of a specific component is not critical. In general, the device should be a small glass-bead or glass-probe type with a negative temperature coefficient and a resistance at room temperature approximately equal to 1000 ohms. The value of the other member of the voltage divider, *R1*, is not shown in the schematic. It is intentionally omitted because the exact value depends on both the thermistor employed and the temperature at which the crystal is to be kept. A good ballpark figure is 10,000 ohms. Substituting the series combination of a 1000-ohm fixed resistor and a 10,000-ohm or 25,000-ohm potentiometer for *R1* allows adjustment of the oven circuit for best performance.

An AT-cut crystal has, in its normal range of ambient temperature, a nega-

tive temperature coefficient. That is, as temperature increases, the frequency of oscillation decreases. At higher ambient temperatures (usually between 70 and 75° C), the oscillating frequency stops decreasing and is about to start increasing. This is the *turning point* of the crystal. Commercial ovens are often adjusted to keep the crystal at its turning point. This is done by allowing the oscillator to run for a while and then sampling its output in such a way as to disturb the operation of the circuit as little as possible. The sample is then measured using a very accurate frequency counter and the oven's temperature control adjusted so that the oscillator is at its lowest operating frequency.

You can follow this approach to the adjustment of the potentiometer if that component is included in the oven circuit. However, if you don't want to bring the crystal up to its turning point, you'll find that the oven still enhances the stability of the oscillator over what it would be if the ambient temperature of the crystal was not controlled.

The most common application for the crystal oven is the stabilization of an oscillator in an existing piece of equipment. Thanks to its compact size, the finished oven will fit easily inside just about any existing equipment enclosure, such as one housing a frequency coun-

ter, receiver or transceiver. If the equipment employs more than one crystal whose oscillating frequency is critical, several ovens can be built. Each one could be fitted over a given crystal and then the crystal returned to its socket.

The operating voltage for the oven circuit should be regulated and can usually be furnished by the host components power supply. An operating voltage other than the 12 volts specified can be used, but some changes in component values might be necessary.

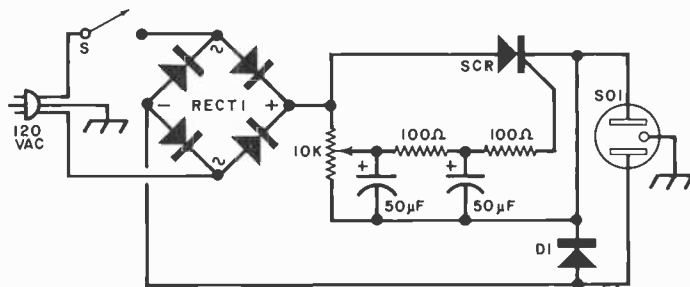
The low cost, simplicity, and compactness of this crystal oven make it ideal for installation in existing or planned equipment employing a quartz crystal oscillator, or for experimental work with very stable oscillators. If you intend to experiment, keep the following points in mind. All quartz crystals suffer to some extent from aging. In general, high-quality crystals are more expensive but are made from select material and are cut in such a way as to minimize aging. Finally, keep in mind that power input to the crystal should be kept as low as possible if a low aging rate is to be maintained. This means that oscillators teaming up quartz crystals to TTL gates are to be avoided in preference to those employing CMOS gates or very-low-power discrete devices.—*Jack Rutherford, Burlington, N.C.*

Drill Speed Control

If you don't have a variable-speed electric drill, you probably wish you did. There are a number of situations in which low-speed drilling yields the best results—drilling such brittle materials as Bakelite and Plexiglass, drilling in tight spaces, and where a slip of the drill

network that delivers gate drive to the SCR. The drill is plugged into socket *SO1* and its speed controlled by the setting of the potentiometer. Diode *DI* protects the circuit from reverse voltage spikes.

The SCR and the modular bridge rec-



would be disastrous, such as drilling holes in a finished front panel or project enclosure. Medium-speed drilling is often employed when working on nonferrous metals such as aluminum and brass. The circuit presented in the figure will allow you to vary the speed of a standard fixed-speed drill without performing any modifications to the tool.

Modular bridge rectifier *RECT1* converts the ac power waveform into full-wave rectified pulsating dc. A portion of the rectified current passes through the 10,000-ohm potentiometer to the *RC*

tifier should have current ratings of 25 amperes and *PIV* ratings of 600 volts. Diode *DI* should have a current rating of 2 amperes or more and a *PIV* rating of 600 volts. A small aluminum utility box can function as the circuit's enclosure. A power tool or other appliance (soldering iron, lamp, etc.) drawing up to 10 amperes or so can be controlled by the circuit. If the tool or appliance plugged into *SO1* draws four to eight amperes on a continuous basis for more than 10 minutes, the SCR must be heat sunked. *Harry J. Miller, Sarasota, FL.*

OUR PRICES ARE TOO LOW TO ADVERTISE!

CHECK THEM—CALL TOLL FREE!

800-243-7428

LOOK WHAT WE OFFER!

- HAZELTINE
Terminals
- CENTRONICS
Printers
- LEAR-SIEGLER
Terminals/Printers
- DATAPRODUCTS
Printers
- ANNADEX
Printers

BE SMART-DON'T BUY UNTIL YOU CHECK OUR PRICES!

- MASTERCHARGE
- VISA — COD
- PERSONAL CHECK
- MONEY ORDER

NETRONICS

RESEARCH & DEVELOPMENT, LTD.
333 Litchfield Rd., New Milford, CT 06776

FLIK STIK

ELECTRONIC STROBE

Space-age technology. Life saving dependability.

Built to rugged military specs, Flik Stik is an aircraft type xenon tube emitting a life-saving 250,000 lumen flash approximately once a second for six hours on just two penlight cells.

Flik Stik is waterproof, floats and weighs only 7.5 ounces. Easy to use. Completely safe to handle. Ideal for automotive, camping, cycling and marine use. **\$19.95**

FLIK STIK

Order from

FLIK Inc. 186 Massachusetts Avenue
Cambridge, MA 02139 (617) 661-5655

CIRCLE NO. 29 ON FREE INFORMATION CARD



Electronics Library

Archer Semiconductor Replacement Guide (1980 Edition)

This is a useful publication for those who need to cross-reference an OEM semiconductor type number to a component that is available at the retail level. According to the publisher, the book contains cross-reference/substitution listings for more than 100,000 semiconductor devices. These listings are said to have been generated by computer and to be the result of an analysis of the key parameters of each device. In addition, information is included on the care and handling of semiconductors, on case styles and dimensions, and on testing transistors and diodes. There is also a glossary of terms, symbols and abbreviations. Pertinent electronic and physical characteristics of each member of Radio Shack's line of semiconductors are presented in data-sheet form.

Published by the Radio Shack Div. of Tandy Corp., 1300 One Tandy Center, Fort Worth, TX 76102. 224 pages. \$1.99 soft cover.

Included are descriptions of radio phenomena, receivers (crystal sets, primitive vacuum-tube designs), early vacuum-tube transmitters, and a catalog of components and assembled units. Radio amateurs could consult the book for schematics, a summary of Radio Laws and Regulations of the U.S., National Electrical Code Radio Rules, a Morse code table, vacuum-tube precautions, a glossary of technical terms used in radio, and various useful data. The book is profusely illustrated with photographs and line drawings of broadcasting studios, receivers being used in the home, and commercial radio products.

Reprinted and published by the Vestal Press, Box 97, Vestal, NY 13850. Soft cover, 128 pages. \$12.50. Postage and handling charge \$0.50 for U.S. orders.

The Radio Amateur's License Manual

edited by Wyland Dale Clift, WA3NLO

This latest edition of *The Radio Amateur's License Manual* (77th Edition) is a radical departure from those of the past 50 years. Gone are the question-and-answer format and coverage of theory for the Novice Class license exam. Theory for the Technician, General, Advanced and Extra Class license exams is now presented in easy-to-read essay form. There is a short chapter dealing with the Novice Class license and exam, but a note directs readers interested in becoming Novices to employ the ARRL's code-and-theory package for the Novice test entitled *Tune In The World With Ham Radio*. There are separate chapters for amateur licensing procedures, the station license, Technician/General Class theory, Advanced Class theory, Extra Class theory, International Regulations, and where and how to take an amateur examination. At the end of each theory section are sample questions, answers to which are presented in the back of the book. The text in the theory sections is illustrated with many schematics and line drawings.

Published by the American Radio Relay League, 225 Main Street, Newington, CT 06111. Soft cover, 168 pages. \$4 in the U.S.

Programming the Z80

by Rodnay Zaks

Contained in this book is a wealth of information that can help you get started programming a Z80 computer at the machine/assembly-language level. Each chapter proceeds from the simple to the complex, and overall treatment covers elementary through intermediate programming techniques to get you started programming on your own. Flow charting and other data presentation methods and Z80 hardware organization are introduced in the early chapters. Then almost 50% of the book is devoted to fully detailed description of the Z80's powerful instruction set. The final chapters cover addressing techniques, I/O techniques, I/O devices, application examples, data structures, and program development.

Published by Sybex, Inc., 2020 Milvia St., Berkeley, CA 94704. Soft cover. 624 pages. \$14.95.

How to Make Printed Circuit Boards

by Joel Goldberg

How to Build Electronic Projects

by Douglas R. Malcolm, Jr.

These two books make an excellent training course in project building for newcomers to the electronics hobby. *Printed Circuit Boards* details every aspect of single- and double-sided pc-board fabrication, from initial design through final assembly. Photos and drawings help describe how to make pc boards from scratch using direct, photographic, and silk-screen techniques. *Electronic Projects* details with numerous photos and drawings procedures for converting schematic diagrams and components into finished projects. Leading off with component descriptions, it proceeds to soldering techniques and

Radio Enters the Home

by Harry F. Bart

This book was originally published in 1922 by the Sales Department of the Radio Corporation of America. It was intended, "For those who desire to be entertained with concerts, lectures, dance music—as well as for the radio amateur," and cost 35 cents. The book will be of interest to old-time radio buffs as well as those who would like to learn about the early days of wireless commu-

Audiomatic Electronics

Call Toll Free (800) 233-2706

HOME ENTERTAINMENT SPECIALS

Teac CX350 Cassette	184.99	BIC T05 Cassette	134.99
Koss K04S Delay	349.99	Scott 97 Turntable	179.99
NiXR 10 Band Equalizer	149.99	Atari CX2600 Video	149.99

BLANK TAPES

(Minimum Order-10 Tapes)

MAXELL

C-90 UD XL-I or I (Cr.)
 3.39 |

C-60 UD XL-I or I (Cr.)
 2.49 |

C-90 UD
 2.79 |

TK

C-90 SA (Cr.)
 2.99 |

C-60 SA (Cr.)
 2.19 |

C-90 AO
 2.49 |

PHONO CARTRIDGES

Shure V-15 Type IV
 102.99 |

Shure V-15 Type III HE
 83.99 |

Shure M-95 HE
 34.99 |

Audio Technica AT14 SA
 56.99 |

Audio Technica AT15 SS
 39.99 |

Audio Technica AT12 SA
 35.99 |

Stanton 8815
 77.99 |

Stanton 681EEES
 56.99 |

Stanton 681EEE
 47.99 |

Empire 2000Z
 54.99 |

Empire 2000ES
 18.99 |

Pickering XSV4000
 68.99 |

HEADPHONES

Koss Pro 4AAA
 45.99 |

Koss HVXLC
 48.99 |

Sennheiser HD 430
 75.99 |

Sennheiser HD 420
 52.99 |

Audio Technica ATH-6
 69.99 |

FREE CATALOG UPON REQUEST

We carry a full line of PIONEER, TECHNICS, AKAI, B.I.C. & TEAC

Home Stereo Equipment as well as PIONEER, JENSEN, CLARION,

BLAUPUNKT, PANASONIC, CONCORD, MITSUBISHI & SANYO

Car Stereos.

ORDERING INSTRUCTIONS

All merchandise is Factory Fresh and complete with Manufacturer's

Warranty. For immediate shipment, send Certified Check, Money

Order, Cashier's Check or Master Charge or Visa (Send Card Number

and Expiration Date). Call us Toll-Free Mon-Fri 9AM-7PM, Sat

10AM-7PM (Eastern Time) for Credit Card orders. Personal Checks

are subject to hold for bank clearance. Shipping and Handling charge

\$3.50 (Canada, Puerto Rico, Hawaii, Alaska \$7.00) Allow 5-12 days

for U.P.S. delivery. For all matters other than to place orders please

call us at 212-886-8500. No C.O.D. orders accepted. NY residents

must include Sales Tax.

Audiomatic Electronics
CALL TOLL-FREE 800-223-2706

In N.Y., Hawaii, Alaska, Puerto Rico, Canada Call (212) 886-5500
1263 Broadway New York, N.Y. 10001

CIRCLE NO. 9 ON FREE INFORMATION CARD

POPULAR ELECTRONICS

AmericanRadioHistory.Com

project layout and circuit board construction and closes with a selection of circuits to build, using the information contained in previous chapters.

Published by Gregg/McGraw-Hill, 1221 Ave. of Americas, New York, NY 10020. PC Boards: Soft cover. 128 pages. \$6.50. Projects: Soft cover. 144 pages. \$7.95.

Antenna Data Reference Manual

by Joseph Carr, K4IPV

Contained in this book is design information for those who want to construct antennas for amateur, shortwave listening, CB and FM broadcast applications. Each chapter deals with a different type of antenna (Horizontal Dipoles, Inverted Vees, Verticals, Quads, Yagis, etc.) and has computer program printouts giving the physical dimensions for a sequence of frequencies within each amateur and broadcast band. Also provided are line drawings showing the physical configurations of the antennas described, summaries of their electrical and radiating characteristics, and suggestions for their physical construction. Other topics discussed are transmission lines, tuning procedures, impedance-matching systems, and antenna measurements and instrumentation.

Published by Tab Books, Blue Ridge Summit, PA 17214. 266 pages. \$12.95 hard cover, \$7.95 soft cover.

Introduction to T-BUG

by Don & Kurt Inman

Written to acquaint the reader with the use of Radio Shack's T-BUG Monitoring and Debugging Aid, this book describes in detail the machine-language operations of the TRS-80 microcomputer. (It is *not* intended to serve as a complete machine-language textbook.) Each T-BUG command is thoroughly explained and examples are given to demonstrate how each can be used. Every step is discussed for each of the many sample programs contained in the book, and each program is accompanied by a sketch of the video display.

Published by Dilithium Press, 30 NW 23 Pl., Portland, OR 97210. Soft cover. 120 pages. \$6.95.

DC Power Supplies

by Robert J. Traister

Detailed information on dc power-supply theory and applications is contained in this book. Where it departs from most similar books is in its stress on experimentation with existing circuitry so the reader can develop new designs for particular needs. Divided into two parts, the first deals with theory, covering power-supply circuitry, components and ratings, dynamic and electronic regulation, protective circuits, voltage multiplication, metering, and safety circuits. Part II focuses on actual circuits: ac and dc supplies and low-, medium-, and high-voltage circuits.

Published by Reston Publishing Co., Inc., Reston, VA 22090. Hard cover. 234 pages. \$16.95.

NOVEMBER 1980

ATTENTION ALL VIDEO MOVIE COLLECTORS

ELIMINATE COPYGUARD*

- Restore stability to your television monitor
- Easily connects between VCR and television monitor
- Maintain stability on duplication of tapes.
- One year limited warranty
- 14 day money back guarantee!

*Copyguard (or stopcopy) is a signal which is superimposed on the video signal by tape manufacturers, to prevent duplication. This signal destroys vertical stability on many television sets.

WARNING: USE OF THIS DEVICE TO DUPLICATE COPYRIGHTED MATERIAL MAY BE IN VIOLATION OF CERTAIN FEDERAL AND STATE LAWS.


B. & B. ENTERPRISES, INC.

P.O. Box 994 Severna Park, Md. 21146

Yes! I want the "ELIMINATOR". Enclosed is my check for \$89.95 or Visa Mastercharge
 Account No. _____ Exp. Date _____
 Interbank No. _____ Signature _____
 Name _____
 Address _____
 City _____ State _____ Zip _____

Please allow 2-3 weeks for delivery

CIRCLE NO. 10 ON FREE INFORMATION CARD



Looking for Good TRS-80* Programs?

How about ways to save hundreds or even thousands of dollars on buying accessories and software? The TRS-80* is the only computer with a major monthly magazine supporting it (and not published by Radio Shack, either!). 80 MICROCOMPUTING is running over 200 pages, with 30-40 articles, providing lots of programs, technical explanations, news of new products, reviews of products and software etc. You'll get many times the information available from Radio Shack. 80 MICROCOMPUTING is an encyclopedia of the TRS-80*... you really can't do without it.

Try it. A one year subscription is \$18 (going up soon, obviously) and it will quickly save you many times that price. Send in the coupon and we'll send your first copy and an invoice. If you aren't absolutely delighted just cancel the subscription and keep the issue.

*Trademark of Tandy Corp.

YES! I am looking... bill me \$18 for one year.

Name _____

Address _____

City _____ State _____ Zip _____

Canadian \$20/1 year only. Foreign \$28/1 year only, US funds.

Please allow 6-8 weeks for delivery.

80 MICROCOMPUTING*PO Box 981•Farmingdale NY 11737

70NBP

CIRCLE NO. 50 ON FREE INFORMATION CARD

AMAZING DEVICES

(((PHASERS)))

PPF-1 PHASER PAIN FIELD — This device recently developed and patented in our labs is being evaluated by law enforcement agencies for riot and crowd control. It is now available but soon will come under the jurisdiction of weapons and internal machine control making it unavailable to the public. The device is hand-held and looks like a BUCK ROGERS ray gun. It is hazardous if not used with discretion.

PPF-1 PLANS \$15.00

IPG-1 INVISIBLE PAIN FIELD GENERATOR — This amazing, simple hand-held device is about the size of a pack of cigarettes and generates a directional field of moderate to intensive pain in the lower part of the head up to a range of 50'. Device is simple and economical to make.

IPG-1 PLANS \$8.00 IPG-1K ALL PARTS \$39.50

IPG-10 ASSEMBLED & TESTED FOR ANIMAL CONTROL \$49.50

LASERS

RUBY LASER RAY PISTOL — Produces highly intense red beam, capable of burning. A hazardous device. **PLANS, PARTS, SOURCES \$15.00**

HIGH POWERED CARBON DIOXIDE BURNING AND CUTTING Complete plans and all parts sources **\$15.00**

SOLID STATE IR 12 WATTS with built in power supply plans **\$8.00** Complete kit with collimator **\$74.00**

POCKET LASER pulsed, visible red plans **\$7.00**

Complete kit **\$59.50** Also complete plans and parts sources for RUBY, YAG, NEODYMIUM, HeNe ARGON, DYE, NITROGEN and many more lasers.

SECURITY

SNP-2. SNOOPER PHONE — Dial home or office phone while on vacation activating sensitive mike without phone ringing. Excellent property protection and intrusion device.

SNP2 PLANS \$7.00

SNP2K ALL PARTS \$49.50

SNP20 ASSEMBLED AND TESTED \$89.50

LONG RANGE XMTR PLANS \$8.00

SEE-IN-THE-DARK PLANS \$8.00

DIRECTIONAL SHOTGUN MIKE PLANS \$7.00

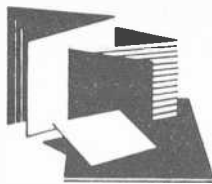
SUPER SENSITIVE PARABOLIC MIKE PLANS \$7.00

SOUND & TELEPHONE OPERATED TAPE RECORDER \$8.00

CATALOG ON PLANS, KITS & FINISHED UNITS \$1.00

Send check or money order to
SCIENTIFIC SYSTEMS, Dept. Q1, Box 716
AMHERST, N.H. 03031

CIRCLE NO. 69 ON FREE INFORMATION CARD



New Literature

Personal Software Catalog

A 20-page Spring 1980 Catalog from Personal Software Inc. describes 15 of its current line of programs for professional, business, entertainment, and educational application. Programs for Apple II and II plus, Radio Shack TRS-80, and Commodore PET/CBM include CCA Data Management, Desktop Plan and VisiCalc. Games include Gammon Gambler, Checker King, Microchess, Bridge Partner, and Time Trek. New health education programs cover Growing Up, Birth Control, Your Blood Pressure, etc. Available from Personal Software Inc., 1330 Bordeaux Dr., Sunnyvale, CA 94086 and dealers.

Hy-Gain Amateur Equipment

Hy-Gain's new 24-page catalog (No. AM 2504) covers 100 base and mobile antennas, towers, rotators, microphones, boom mic headsets and accessories for the amateur radio operator. Detailed specifications, including SWR curves on all base antennas, are given. Address: Kit Kitterer, Hy-Gain, Div. of Telex Comm., Inc., 8601 NE Highway Six, Lincoln, NB 68505.

Updated Buzzword Guide

The 1980 edition of "Sherry's Guide to Data Communication Buzzwords" contains 24 pages of 192 definitions of words commonly used in communications and data processing. Address: Corporate Relations Dept., Racal-Milgo, Inc., 8600 N.W. 41st St., Miami, FL 33166.

VIZ Instrument Catalog

Over seventy VIZ electronic instruments are illustrated and described in its new 44-page catalog for 1980. Features including ranges and limits, power required, weight, etc. are given on DMMs, VOMs, power supplies, isolation transformers, signal generators, and frequency counters. Address: VIZ Mfg. Co., 335 E. Price St., Philadelphia, PA 19144.

Radio Frequency Directory

The Federal Frequency Directory features over 100,000 discrete listings of frequencies, agencies, and locations of U.S. Government radio communications installations in the 2-420-MHz spectrum as released under the Freedom of Information Act. Entries include Justice, Treasury, NASA, FCC, FAA, Interior, Army, Navy, Air Force, and

Coast Guard listings arranged in order of frequency, agency, and geographical location. Available for \$14.95 postpaid from Grove Enterprises, Box 156B, Brasstown, NC 28902 and qualified dealers.

TRS-80 Educator's Sourcebook

A 27-page booklet entitled "TRS-80 Microcomputer Sourcebook for Educators" has been issued by Radio Shack as a guide to the use of microcomputers as both a medium and an object of instruction in the classroom and as a tool for the school administrator. It provides guidelines for selecting a system based on potential applications, costs, service, reliability and courseware. Address: Radio Shack, Dept. NR-17, 1300 One Tandy Center, Fort Worth, TX 76102.

Instrument Rental Catalog

The 1980 Electronic Instrument Rental Catalog from Continental Resources, Inc. describes over 1,000 pieces of test equipment for monthly rental. Specifications and rental rates are given for such items as oscilloscopes, recorders, logic analyzers, microprocessor test systems, power meters, function generators, frequency synthesizers, and computer peripherals. Address: Continental Resources, Inc., 175 Middlesex Turnpike, Bedford, MA 01730.

Control Devices Catalog

"Switches, Pilot Lights and Control Devices" lists, in 174 pages, the stock of manufacturers such as Sigma, Potter & Brumfield, and Struthers Dunn available from the distributor, Relay Specialties, Inc. Included in Catalog C-109 are sockets, photoelectric controls, terminal strips and blocks, circuit breakers, counters, buzzers, sensor, solenoids, etc. Address: Relay Specialties, Inc., 13-00 Plaza Rd., Fair Lawn, NJ 07410.

RCA Microprocessors

A 60-page Product Guide (MPG-180C) from RCA describes all the elements needed to build a microprocessor system. Included are ICs, support systems, and accessories in the 1800 COSMAC family. It covers the CDP1802 microprocessor with data on a variety of RAMs, ROMs, and I/O devices, with characteristics and functional and terminal diagrams. A cross-reference gives RCA types for other manufacturers' equivalents. Address: RCA Solid State Div., Box 3200, Somerville, NJ 08876.

Catalog of R-F Diodes and Transistors

Updated and extended ranges are characteristics of the 125 r-f devices in Ferranti's new 24-page catalog. Details on function, application, and essential parameters are given on variable capacitance tuner diodes, hyperabrupt variable capacitance tuner diodes, Schottky barrier diodes, and r-f transistors. Address: Ferranti Electric, Inc., Semiconductor Products, 87 Modular Ave., Commack, NY 11725.

FLASHING L.E.D.

Litronix FRL-4403

diffused red led with built in flashing unit

T 1 1/4 package - pulse rate 3hz @ 5v 20 ma.

2 for \$1.70

COMPUTER GRADE CAPACITORS

ALL ARE BRAND NEW

1,700 MFD. 150 VDC \$2.00

2 1/2 in. dia. x 4 1/2 in.

3,000 MFD. 150 VDC. \$2.00

3 in. dia. x 4 1/2 in.

6,400 MFD. 60 VDC. \$2.50

1-3/8 in. dia. x 4 1/2 in.

22,000 MFD. 15 VDC. \$2.50

2 in. dia. x 2 1/2 in.

22,000 MFD. 50 VDC \$3.50

3 in. dia. x 4 1/2 in.

CLAMPS TO FIT CAPACITORS 50c ea.

AXIAL ELECTROLYTIC CAPACITORS

8,000 MFD 15VDC \$1.50 ea.

3-7/8" long x 1-1/16" diameter

600 MFD. 100 VDC \$1.00 ea.

2-11/16" long x 1" diameter

4,700 MFD 16 VDC 2 for \$1.50

2" long x 1" diameter

DUAL 50K SLIDE POT

linear taper \$1.50 each

3 inch long 2 1/2 inch slide

knobs for slide pots 20c each

50K SLIDE POT 75c Each

Knobs for Slide Pots 20c each

audio taper

3-1/2 inch long 2-3/4 inch slide

TRANSFORMERS 115 volt primaries

3 VOLTS @ 200MA. \$1.25

6 VOLTS @ 250MA. \$1.25

12.6 VOLTS C.T. @ 250MA. \$1.50

12.6 VOLTS C.T. @ 1 AMP. \$2.75

16.5 VOLTS @ 3 AMP \$6.50

POTTER BRUMFIELD 4 PDT RELAYS

• 14 pin style

• 3 amp contacts

• 24 volt d.c. or

• 120 volt a.c. coil

• Used but fully tested

\$1.50 each

specify coil voltage

LARGE QUANTITIES AVAILABLE

22/44 EDGEBOARD CONNECTOR

TIN SOLDER TAIL .156" x .200"

LARGE QUANTITIES AVAILABLE

\$1.35 each 10 for \$12.50

PHOTO — FLASH CAPACITOR

1100 MFD 330 VOLTS

3 1/2" x 1 1/4" \$1.50 Each

3x5" OAKTRON SPEAKER

3 oz. Magnet

8 OHM Impedance

\$2.50 each

LARGE QUANTITIES AVAILABLE

ALL ELECTRONICS CORP.

905 S. Vermont Ave. SEND FOR OUR FREE CATALOG

Los Angeles, CA 90006

(213) 380-8000

Store & Warehouse Hours

9 AM - 5 PM

Monday thru Friday

Saturday

10 AM - 3 PM

TERMS

• Quantities Limited

• Min. Order \$10.00

• Add \$2.00

Shipping USA

• Calif. Res. Add 6%

• Prompt Shipping

CIRCLE NO. 2 ON FREE INFORMATION CARD

POPULAR ELECTRONICS

Operation Assist

If you need information on outdated or rare equipment—a schematic, parts list, etc.—another reader might be able to assist. Simply send a postcard to Operation Assist, POPULAR ELECTRONICS, 1 Park Ave., New York, NY 10016. For those who can help readers, please respond directly to them. They'll appreciate it. (Only those items regarding equipment not available from normal sources are published.)

Precision model 960-S transistor and crystal diode tester. Need schematic and operation instructions. Guy Edwards, 104 Hancock, San Francisco, CA 94114.

Marantz model 2252B receiver (without Dolby). Need schematic. Pedro Kay Delgado, Casilla 947, Concepcion, Chile.

Precision picture tube tester and rejuvenator model CR80. Need schematic, operation instructions and tube chart. D. Acquavella, Box 857, Wildwood, FL 32785.

Hallcrafters model S-20R "Sky Champion" 4 band communications receiver. Need schematic. Glen Steinman, 7915 E. Michigan Ave., Jackson, MI 49201.

Atwater Kent model 427 AM receiver. Need original speaker with output transformer. Ron McCay, Box T-42, APO, NY 09164.

Philco model 39-36 radio. Need schematic, wiring diagram push buttons and glass plate dial. Max Cooper, Route 1, Box 58 Peabody, KN 66866.

National model NC-183 receiver. Need operation manual and schematic. A.O. Henderson, 1040 Warwick Ave., Fallon, NV 89406.

Garrett ITM2 calculator. Need schematic. Larry Thorne, 1600 Royal Crest #160, Austin, TX 78741.

Philco model P1052 video board and Synphonicon model TPS5050. Need parts list. N. Carter, 1276 West 3 Street, Room 319, Cleveland, OH 44113.

Heathkit model DX-20 transmitter. Need owners manual and operation manual. Bill Landreth, 15918 Lime Grove, Poway, CA 92064.

Knight-Kit model R-100 amateur communications receiver. Need schematic and operating manual. W.T. Kramer, 3533 Scranton Rd., Cleveland, OH 44109.

Webcor model 2500 stereo tape deck. Need schematic and parts list. J. Walsh, Box 616, Merrifield, VA 22116.

Solar model CE capacitor analyzer. Need schematic and service manual. John Oberitter, 1229 Linden Ave., Park Ridge, IL 60068.

Sonnett model 181P AM/FM PB radio. Need schematic and wiring diagram. Richard W. Tucker, 907 1/2 N. Sycamore Street, Creston, IA 50801.

Delco Radio Division G.M.C. U.S. Army BC-683-BM radio receiver, serial # 9030. Need any available information. Darrell Grubbs, #2 227, Wartrace, TN 37183.

Johnson viking ranger. Need operation and service manual. Alfred Adams, Box 3394, Morehead City, NC 28557.

Hammarlund HQ180A. Need noise blanker circuit or any available information.

Heath model HO-10 and HO-13 ham scopes. Need spare parts or non working unit. R.F. Cann, 1606 Lockwood Dr., Richmond, VA 23233.

Rogers Majestic Radio type 24. Need tube layout and schematic. N. Durrant, 628 Carlton St., St. Catharines, Ontario, Can. L2M 6Z1.

National US190 radio general coverage receiver. Need discarded unit for parts. Ms. Ralph J. Monson, Rd 1, Box 736, Lancaster, VA 22503.

Tektronix model 535 oscilloscope. Need repair manual and schematic. J.E. Willson, 6757 IFFN Drive, Anderson, CA 96007.

JVC model CHR-250UB 8-track recorder. Need parts layout and schematic. Dana Smith, 70A Taralli Terrace, Framingham, MA 01701.

West Bend model DHH 6000 radar gun. Need service manuals or specifications. Navcom Electronics, Box 1568 Blaine, WA 98230.

Precision Apparatus Co., inc. model ES500A oscilloscope. Need schematic and owners manual. James N. Felts, #50 Paradise M.H.P., Redcliff, KY 40180.

RCA model WO-91B oscilloscope. Need schematic. John B. Riley, 914 N. Cordova St., Burbank, CA 91505.

Hy-Gain model H-61 programmable scanner. Need schematic. Billy S. Holley, 110 Roberson Rd., Ripley, MS 38663.

Concord model 884 tape recorder. Need operations manual, service manual and parts list. Also need rubber idler wheel. Ted Budnik, 81 Chestnut, Chicopee, MA 01013.

RCA model AR-8507 radio marine receiver. Need schematic and parts list. Bruce Myers, 9915 Oleander Ave., Vienna, VA 22180.

Decca model DR349 AM/FM stereo radio. Need schematic and parts list. Harry Frable, Jr., 106 N. Warren St., Easton, PA 18042.

Pintech Electro RC test oscillator. Need schematic. Werner Stier, 5249 Hoevels, Germany.

Hallcrafters model SW500 radio receiver. Need service manual and technical manuals. Andy Anderson, RFD-2 Box 83G, Winnshire, TX 75494.

Dressen-Barnes model 1K500b power supply. Need schematic and operating manual. J. Allen Call, 1876 E. 2990 S. Salt Lake City, UT 84106.

Tennelec MS2 memory scanner. Need service manual. Richard S. Wiederhold, 7425 N. Fifth, Fresno, CA 93710.

Hallcrafters model S-53A receiver. Need schematic and operation manual. Andy Reid, RRT, Peterborough, Ontario K9J 6X8, Can.

Panasonic 8 track player and recorder, model #RS-803US, serial #RK005350 and SonyTV model 500U. Need schematics, parts lists and service manuals. Herman Rummelt, 9365 Wabasha Ave., Greenville, MI 48838.

Radio Shack hi-fi tuner, model Realist FM and Realistic FM-2. Need schematics and tube location guides. Jacques Blais, 1698 9th Ave., Charny, Quebec G6W 4H2.

Eico model 460 oscilloscope. Need operations manual, schematics, and construction manual. Brian Test, Box 336, Merceclois, IL 62665.

Hallcrafters model SX-62 shortwave receiver. Need operation manual or any available information. Kurt Vosburg, 815 Tibbals, Holdrege, NB 68949.

Sanyo model #FT406 cassette. Need schematic and owners manual. Jeff Sens, 1014 5th. Street, Sandusky, OH 44870.

Tektronix model 511-A oscilloscope. Need power transformer. Erik J. Vallow, WB31XY, Beech Road, Ambler, PA 19002.

Fairchild model 7001 clock IC. Need clock circuit that accompanied IC. Sigmund S. Kahn, M.D., 670 East 18th St., Brooklyn, NY 11230.

Hughes model 104 mesoscope. Need schematics, manuals and plug-ins. Greg Campbell, 12131 Camp Campana, San Diego, CA 92128.

Dumont Fairchild model 425 oscilloscope. Need model 4212 4-trace plug-in and manual. Crown model CTV-12 television radio. Need schematic and/or video board. D. Layden, 412 Forest St., Oconomowoc, WI 53066.

Ross Electronics model 5011 AM/FM TV. Need schematic and parts list. Wayne R. Larson, 210 S. 37th, Artesia, NM 88210.

Lexitron digital cassette drive. Need maintenance and repair manuals and schematics. W. H. Tripp, 801 Ward, SP.21, Ridgecrest, CA 93555.

Espey model R-366TRR-5 receiver. Need operations manual. Dave Day, 2711 Beech, Bakersfield, CA 93301.

DuMont cathode ray oscillograph model 208-B. Need schematic and service manual. Greg Moran, 11 Jerome Ct., Walnut Creek, CA 94598.

National Radio Institute scope. Need HV oscillator transformer part # 4C020. James McMullan, 205 So. Plaza Dr., Little Rock, AR 72205.

Dietzgen model ESR-1 slide rule calculator and Olivetti-Underwood programma 101. Need service manuals and schematics. Jim Morgan, 916 So. 27th Ave., Yakima, WA 98902.



Cleaning your records is only half the battle.

The best record cleaner in the world can't preserve a record. It can only clean it. A good record cleaner can remove dust, oily fingerprints and deep-seated dirt from the grooves. But, it can't protect the record from wear and friction.

The diamond is the hardest natural substance known. At the tip of a stylus, it is the spearhead of over 15 tons per square inch of destructive pressure that shears away microscopic chips of vinyl while traveling along the delicately thin grooves.

The finest high fidelity system can't restore the subtle high frequency and mid-range tones that are unavoidably lost.

Sound Guard[®] Record Preservative is a scientifically designed, ultra-thin, dry formulation that practically eliminates record wear. Your records treated with Sound Guard Record Preservative will sound just as good after 100 plays. No hiss. No pops. No clicks.

Give your records 100% protection with two simple steps. First, clean them with Sound Guard Record Cleaner; then preserve them with Sound Guard Preservative. Buy them separately or get them both in the Sound Guard Total Record Care System. And stop record wear in its tracks.



Sound Guard Corp.
348 S. W. 13th Ave.
Pompano Beach
Fla. 33060

CIRCLE NO. 72 ON FREE INFORMATION CARD

Put Professional Knowledge and a
COLLEGE DEGREE
in your Electronics Career through
HOME STUDY

Earn Your DEGREE

No commuting to class. Study at your own pace, while continuing your present job. The Grantham home-study program leads first to the A.S.E.T. and then to the B.S.E.T. degree. Our free bulletin gives full details. Write for *Bulletin ET-80*.

Grantham College of Engineering
2500 So. LaCienega Blvd.
Los Angeles, California 90034


GRANTHAM'S FCC LICENSE STUDY GUIDE
—377 pages, 16 FCC-type practice tests, 1465 questions with answers and discussions—covering third, second, and first class radiotelephone license exams. Preparation for each separate class of license is presented in a separate section of the book. \$15.75 postpaid. Order from:

GSE Publications
P. O. Box 35499, Los Angeles, Calif. 90035

LEARN MICROPROCESSING on your own computer!

You Learn How To:

- Design & code micro-processor software
- Use logic & Bit Manipulation Techniques
- Enter & execute programs on your own computer
- Understand Microprocessor Architecture & Support Chips
- Control Programmable Input/Output Ports
- Implement Real-Time Interrupt Handling & Data Transfer
- Design your own microcomputer



8085 MICROPROCESSOR TRAINING UNIT \$299.95

You Will Receive:

- A fully tested and assembled 8085A Microcomputer with 1K RAM, 1K EPROM and 1K PROM Memory. Programmable I/O, Keyboard Unit, CPU Card, Display and Operating System. 44 pin edge connector can be configured to any bus structure, size on CPU Card for Custom wrap design or user defined interface circuitry, completely expandable
- Complete Step-by-Step Instruction Manual
- Complete User's Manual with programs included
- 352 page 8085A Cookbook takes you from basic microprocessor concepts to actual design of an 8085A Microcomputer
- 344 page 8080/8085 Software Design Book 1 with over 190 executable program examples plus detailed examination of all 244 instructions and typical assembly language program for the 8080/8085 Microprocessor

Satisfaction Guaranteed. If not completely satisfied you may return the product within 30 days for a full refund.

RATED BEST VALUE BY INSTRUCTORS

PACCOM CREDIT CARD ORDERS CALL TOLL-FREE
14905 NE 40th, Dept PE11
REDMOND, WA 98052 **1-800-426-6254** EXT 211

YES! I want to start learning Microprocessors. Please rush me:
 8085 AAT Microprocessor Training Unit at \$299.95 plus \$3.00 P&H

NAME _____ VISA M/ST/CD

ADDRESS _____

CITY _____ ST. _____ ZIP _____

CARD NO. _____ EXP. DATE _____

SIGNATURE _____

CIRCLE NO. 60 ON FREE INFORMATION CARD

PROJECT OF THE MONTH

BY FORREST M. MIMS

THIS month's project is a programmable digital timing circuit that has countless applications around the shop and home. You can learn how the circuit works by referring to the schematic diagram in Fig. 1. Astable multivibrator *IC1* provides clock pulses for *IC3*, a 74192/74LS192 decimal counter. The clock frequency can be altered by changing the value of either *R1* or *C1*.

The circuit can be programmed to generate any one of ten timing intervals. Any desired starting point from 0000 (0) to 1001 (9) is selected by means of switches *S1* through *S4*. When pushbutton *S5* is closed momentarily, the BCD number present at the parallel data inputs of the coun-

ter's input. The clock pulses cannot reach the counter when the BORROW output is at logic 1.

As *IC3* begins its downward count, the current BCD number present at its outputs is decoded by *IC4* and is displayed on a common-anode, seven-segment LED readout. Once the count has reached 0000, the BORROW output goes to logic 0 upon receipt of the next clock pulse. Clock pulses are thereupon blocked and the counter outputs idle at 0000. The counting cycle can be initiated again by momentarily depressing *S5*. Of course, a new starting point can first be loaded into the counter by means of switches *S1* through *S5*.

The circuit shown in Fig. 1 includes

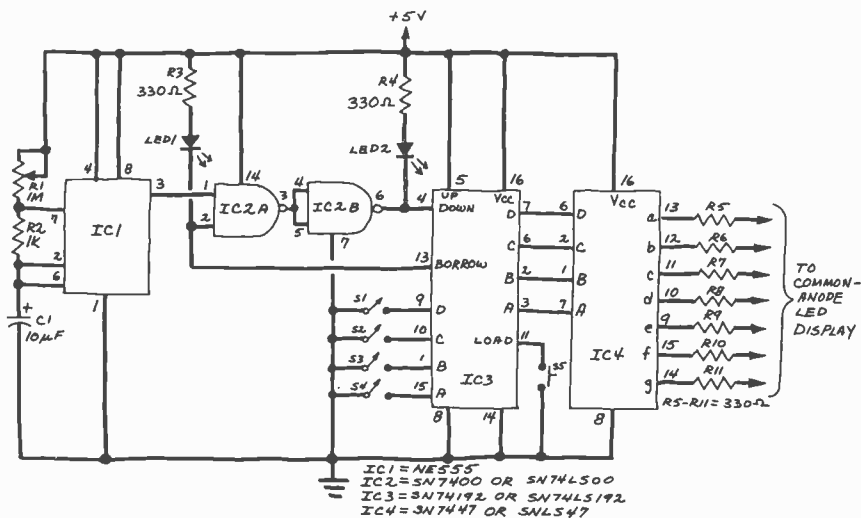


Fig. 1. Schematic diagram for a programmable countdown timer.

ter is loaded into it, and the chip's BORROW output (pin 13) goes to logic level 1.

Both the BORROW output of the counter and the output of the clock are combined in AND fashion by NAND gates *IC2A* and *IC2B*. The resulting logic signal is applied to the count-down input of the 74192. When the BORROW output is at logic 1, clock pulses pass through the gates to the

two optional indicator LEDs. The diode designated *LED2* flashes each time a clock pulse is applied to the input of the counter. The other diode, *LED1*, is dark during the counting sequence, but begins to glow one clock pulse after the count has reached 0000. You can omit these LEDs if you choose, or you can connect other circuits in their place which will then be actuated by the counter.

Programmable Countdown Timer

Model-Rocket Countdown Launcher. Having long been a model-rocket enthusiast, my favorite application for countdown timers is in automatic rocket-launching systems. Such systems are ideal for rocketeers who like to photograph their birds lifting off their launch pads. An audible beeper circuit triggered by the clock pulses applied to the counter input would be a helpful addition. It would allow the photographer to keep track of the countdown sequence while he aims his camera at the rocket as it sits on its launcher.

Figure 2 schematically shows how to add a rocket-motor ignition circuit to the basic countdown timer. A relay is used as the power-switching compo-

quickly deactivate the launch sequence should an unforeseen problem occur. You can use the ignition circuit's 6-volt battery to power the count-down circuit as well, if you so desire. This will simplify the overall launch system by eliminating the need for two separate power supplies. To do this, connect the +5-volt bus of Fig. 1 to the cathode of a 1N4001 diode. Connect the anode of the diode to the positive terminal of the battery, and the ground bus of Fig. 1 to the negative battery terminal, using a suitable length of lamp cord.

Other Applications. Of course, launching model rockets is only one application for this versatile circuit.

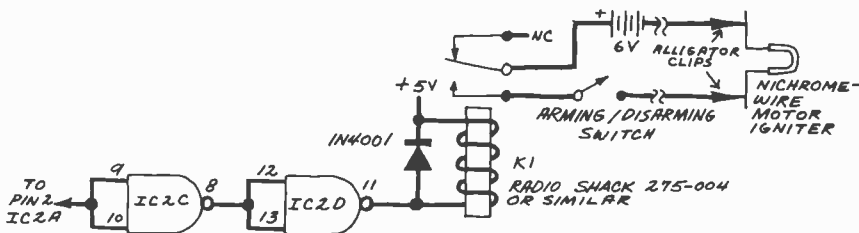


Fig. 2. How to add a relay to the timer for igniting model rockets.

nent because the resistance of its closed contacts is much less than the "on" resistance of an SCR or other solid-state switching device. This ensures that the highest possible current will flow through the nichrome-wire rocket-motor igniter. The diode connected across the relay coil absorbs the high-voltage spikes which can be generated by the collapsing magnetic field when the relay coil is deprived of current.

If you use this circuit to launch model rockets, be sure to follow all of the standard safety precautions. Avoid the temptation to place the ignition-control system adjacent to the model-rocket launcher. Instead, connect the countdown circuit to the launcher with a 20' length of lamp cord. Be sure to include a disarming switch so that you can safely and

Many others are possible. For example, you can alter the timer's clock circuit to produce pulses at the rate of, say, 5 Hz. It can then be used as a darkroom timer. Slowing down the clock rate to one pulse per minute makes it possible to time a boiled egg, a phone call, or any other event lasting 10 minutes or less.

You can even extend the timing capacity of this circuit by cascading one or more additional counting stages. And you can reverse its operating mode by applying the gated clock pulse to the count-up input (pin 5) and connecting pin 2 of IC2A to the CARRY output of the counter (pin 12) instead of to pin 13, the BORROW output. Because the programmable countdown timer circuit is reasonably foolproof, it's an excellent first project for the novice experimenter. ♦

SAVE!

MONEY • TIME • FREIGHT

QUALITY STEREO EQUIPMENT AT LOWEST PRICES.

YOUR REQUEST FOR QUOTATION RETURNED SAME DAY.

FACTORY SEALED CARTONS—GUARANTEED AND INSURED.

SAVE ON NAME BRANDS LIKE:

PIONEER	SANSUI
KENWOOD	DYNACO
SHURE	SONY
MARANTZ	KOSS

AND MORE THAN 50 OTHERS
BUY THE MODERN WAY
BY MAIL—FROM

illinois audio

BANK CARDS ACCEPTED

12 East Delaware

Chicago, Illinois 60611

312-664-0020

CIRCLE NO. 38 ON FREE INFORMATION CARD


Get A GNOME

the original micro-synthesizer

Every day more people discover that PAIA's GNOME is the most versatile, cost effective special effects device on the market today.

John Simonton's time-proven design provides two envelope generators, VCA, VCO and VCF in a low cost, easy to use package. Use alone with it's built in ribbon controller or modify to use with guitar, electronic piano, polytonic keyboards, etc.

The perfect introduction to electronic music and best of all, the Gnome is only \$59.95 in easy to assemble kit form. Is it any wonder why we've sold thousands?



PAIA 1020 W. Wilshire Blvd. Oklahoma City, OK 73116

- Send GNOME MICRO-SYNTHESIZER Kit (\$59.95 plus \$2.00 postage)
- GNOME MICRO-SYNTHESIZER (Fully Assembled) \$100.00 plus \$2 postage
- Send FREE CATALOG


name _____
address _____
city _____ date _____ zip _____
visa _____ card no. _____

PAIA Dept. 11-P (405) 843-9626
1020 W. Wilshire Blvd. Oklahoma City, OK 73116

CIRCLE NO. 61 ON FREE INFORMATION CARD

7400 SN7400N .25 SN7401N .20 SN7402N .25 SN7403N .25 SN7404N .25 SN7405N .25 SN7406N .35 SN7407N .35 SN7408N .29 SN7409N .48 SN7410N .29 SN7411N .29 SN7412N .35 SN7413N .40 SN7414N .69 SN7415N .49 SN7416N .29 SN7417N .29 SN7418N .25 SN7419N .29 SN7420N .25 SN7421N .45 SN7422N .45 SN7423N .29 SN7424N .29 SN7425N .29 SN7426N .29 SN7427N .25 SN7428N .29 SN7429N .25 SN7430N .25 SN7431N .25 SN7432N .25 SN7433N .25 SN7434N .29 SN7435N .29 SN7436N .29 SN7437N .29 SN7438N .29 SN7439N .29 SN7440N .29 SN7441N .89 SN7442N .89 SN7443N .89 SN7444N .10 SN7445N .89 SN7446N .79 SN7447N .69 SN7448N .69 SN7449N .20 SN7450N .20 SN7451N .20 SN7452N .20 SN7453N .20 SN7454N .20 SN7455N .20 SN7456N .20 SN7457N .20 SN7458N .20 SN7459N .20 SN7460N .20 SN7461N .20 SN7462N .20 SN7463N .20 SN7464N .20 SN7465N .20 SN7466N .20 SN7467N .20 SN7468N .20 SN7469N .20 SN7470N .20 SN7471N .20 SN7472N .20 SN7473N .20 SN7474N .20 SN7475N .20 SN7476N .20 SN7477N .20 SN7478N .20 SN7479N .20 SN7480N .20 SN7481N .20 SN7482N .20 SN7483N .20 SN7484N .20 SN7485N .20 SN7486N .20 SN7487N .20 SN7488N .20 SN7489N .20 SN7490N .20 SN7491N .20 SN7492N .20 SN7493N .20 SN7494N .20 SN7495N .20 SN7496N .20 SN7497N .20 SN7498N .20 SN7499N .20 SN7500N .20

JEG608 PROGRAMMER 2708 EPROM PROGRAMMER



The JEG608 EPROM Programmer is a completely self contained unit which is independent of computer control and requires no additional systems for its operation...

JEG608 KIT \$399.95
JEG608A Assembled and tested \$499.95

DISCRETE LEDES

Table listing various types of discrete LEDs including C.A., C.C., and C.C.-Common Cathode options with their respective prices.

INTERASIL

Table listing various IC components from Interasil with their prices, including precision timers, stopwatches, and counters.

74LS 74LS00 .29 74LS01 .29 74LS02 .29 74LS03 .35 74LS04 .35 74LS05 .35 74LS06 .35 74LS07 .35 74LS08 .35 74LS09 .35 74LS10 .35 74LS11 .35 74LS12 .35 74LS13 .35 74LS14 .35 74LS15 .35 74LS16 .35 74LS17 .35 74LS18 .35 74LS19 .35 74LS20 .35 74LS21 .35 74LS22 .35 74LS23 .35 74LS24 .35 74LS25 .35 74LS26 .35 74LS27 .35 74LS28 .35 74LS29 .35 74LS30 .35 74LS31 .35 74LS32 .35 74LS33 .35 74LS34 .35 74LS35 .35 74LS36 .35 74LS37 .35 74LS38 .35 74LS39 .35 74LS40 .35 74LS41 .35 74LS42 .35 74LS43 .35 74LS44 .35 74LS45 .35 74LS46 .35 74LS47 .35 74LS48 .35 74LS49 .35 74LS50 .35 74LS51 .35 74LS52 .35 74LS53 .35 74LS54 .35 74LS55 .35 74LS56 .35 74LS57 .35 74LS58 .35 74LS59 .35 74LS60 .35 74LS61 .35 74LS62 .35 74LS63 .35 74LS64 .35 74LS65 .35 74LS66 .35 74LS67 .35 74LS68 .35 74LS69 .35 74LS70 .35 74LS71 .35 74LS72 .35 74LS73 .35 74LS74 .35 74LS75 .35 74LS76 .35 74LS77 .35 74LS78 .35 74LS79 .35 74LS80 .35 74LS81 .35 74LS82 .35 74LS83 .35 74LS84 .35 74LS85 .35 74LS86 .35 74LS87 .35 74LS88 .35 74LS89 .35 74LS90 .35 74LS91 .35

RADIO CONTROL CIRCUITS

Ideal for remote control systems which use pulse amplitude modulation (toy cars, boats, tanks, etc.) Features: five function control, adjustable steering angle, suitable for 27 and 47MHz bands and low power consumption.

KB-4428 TRANSMITTER \$4.25
KB-4429 RECEIVER \$5.95
Includes detailed specifications and features for both units.

LOW PROFILE (TIN) SOCKETS SOLDERTAIL STANDARD (TIN)

Table listing various socket types and prices, including Low Profile (Tin) Sockets and Solder Tail Standard (Tin) Sockets.

WIRE WRAP SOCKETS (GOLD) LEVEL #3

Table listing wire wrap socket specifications and prices for different pin configurations.

74S

Table listing 74S series components and prices, including inverters, buffers, and other logic functions.

CA-LINEAR

Table listing CA-linear components and prices.

CD-CMOS

Table listing CD-CMOS components and prices, including inverters, buffers, and other logic functions.

1/4 WATT RESISTOR ASSORTMENTS - 5%

Table listing 1/4 watt resistor assortments with value ranges and prices.

100 VOLT CERAMIC DISC CAPACITORS

Table listing 100 volt ceramic disc capacitors with various values and prices.

LINER


Table listing liner components and prices, including various ICs.

CAPACITOR CORNER

Table listing capacitor corner products with values and prices, including tantalum and electrolytic capacitors.

Jameco Electronics advertisement including company name, address (1355 Shoreway Road, Belmont, CA 94002), phone number (415) 592-8097, and a note that prices are subject to change.

National Semiconductor Clock Modules



12VDC AUTOMOTIVE/INSTRUMENT CLOCK
APPLICATIONS:
• In-dash autclocks
• After-market auto/RV clocks
• Aircraft marine ckt's.
• 12VDC oper. Instru.
• Portable/battery powered instruments.

Features: Bright 0.3" green display. Internal crystal. base. $0.5 \text{ sec./day acc.}$ Auto. display brightness control logic. Display color filterable to blue, blue-green, green & yellow. Complete - just add switches and lens.

MA1003 Module \$16.95

MA1023 7" Low Cost Digital LEO Clock Module 8.95
MA1026 7" Dig. LED Alarm Clock/Thermistor 18.95
MA5036 3" Low Cost Digital LED Clock/Timer 6.95
MA1002 5" LED Display Dig. Clock & X'former 9.95

National Semiconductor RAM SALE

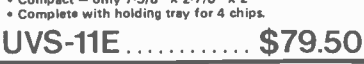
MM5290J-2 (MK4116/UPD416) . . . \$6.95 each
16K DYNAMIC RAM (150NS)
(8 EACH \$49.95) (100 EACH \$550.00/lot)

MM5298J-3A . . . \$3.25 each
8K DYNAMIC RAM (LOW HALF OF MM5290J) 200NS
(8 EACH \$23.95) (100 EACH \$250.00/lot)

MM2114-3 . . . \$5.95 each
4K STATIC RAM (300NS)
(8 EACH \$43.95) (100 EACH \$450.00/lot)

MM2114L-3 . . . \$6.25 each
4K STATIC RAM (LOW POWER 300NS)
(8 EACH \$44.95) (100 EACH \$475.00/lot)

EPROM Erasing Lamp



• Erases 2708, 2716, 1702A, 5203Q, 5204Q, etc.
• Erases up to 4 chips within 20 minutes.
• Maintains constant exposure distance of one inch.
• Special conductive foam liner eliminates static build-up.
• Built-in safety lock to prevent UV exposure.
• Compact - only 7-5/8" x 2-7/8" x 2"
• Complete with holding tray for 4 chips.

UVS-11E . . . \$79.50

Jumbo 6-Digit Clock Kit

• Four .630"ht. and two .300"ht. common anode displays
• Uses MM5314 clock chip
• Switches for hours, minutes and hold functions
• Hours easily viewable to 30 feet
• Simulated walnut case
• 115VAC operation
• 12 or 24 hr. operation
• Includes all components, case and wall transformer
• Size: 6 1/2" x 3-1/8" x 1 1/4"

JE747 . . . \$29.95

6-Digit Clock Kit

• Bright .300 ht. comm. cathode display
• Uses MM5314 clock chip
• Switches for hours, minutes and hold modes
• Hrs. easily viewable to 20 ft.
• Simulated walnut case
• 115 VAC operation
• 12 or 24 hr. operation
• Incl. all components, case & wall transformer
• Size: 6 1/2" x 3-1/8" x 1 1/4"

JE701 . . . \$19.95

Regulated Power Supply

Uses LM309K. Heat sink provided. PC board construction. Provides a solid 1 amp @ 5 volts. Can supply up to +5V, +9V and +12V with JE205 Adapter. Includes components, hardware and instructions. Size: 3 1/2" x 5" x 2 1/4"

JE200 . . . \$14.95

ADAPTER BOARD

Adapts to JE200 - +5V, +9V and +12V

DC/DC converter with +5V input. Toroidal hi-speed switching XMFR. Short circuit protection. PC board construction. Piggy-back to JE 200 Board. Size: 3 1/2" x 2" x 9/16" H

JE205 . . . \$12.95

MICROPROCESSOR COMPONENTS

8080A/8080A SUPPORT DEVICES	
INHG500A	CPU 6.50
DP212	8-Bit Input/Output 1.50
DP214	Priority Interrupt Control 1.50
DP216	8-Bit Directional Bus Driver 3.95
DP218	Clock Generator/Driver 3.95
DP220	Bus Driver 1.49
DP222	System Controller/Bus Driver 5.95
DP224	System Controller/Bus Driver 5.95
IN5424	I/O Expander for 48 Series 9.95
IN5250	Asynchronous Clock Element 1.95
DP251	Prog. Comm. I/O (USART) 7.95
DP253	Prog. Interval Timer 14.95
DP255	Prog. Peripheral I/O (PPI) 9.95
DP257	Prog. DMA Control 19.95
DP259	Prog. Interrupt Control 19.95
DP275	Prog. CRT Controller 99.95
DP277	Prog. Keyboard/Display Interface 19.95
DP279	Prog. Interval Timer 19.95
OP303	System Timing Element 6.95
OP304	8-Bit Bi-Directional Receiver 3.95
OP306	8-Bit Bi-Directional Receiver 3.95
OP307	Micro-Directional Receiver 3.95

6800/6800 SUPPORT DEVICES	
MC6800	MPU 14.95
MC6802	MPU with Clock and RAM 19.95
MC6803	128K Static RAM 1.95
MC6804	Peripheral Inter. Adapt (MC6803) 7.47
MC6805	Priority Interrupt Controller 10.95
MC6806	1024-Bit ROM (MC6803-4) 4.95
MC6807	Asynchronous Comm. Adapter 6.95
MC6808	Synchronous Serial Data Adapter 6.95
MC6809	6400bps Digital MODEM 12.95
MC6810	200bps Modem 12.95
MC6811	Quad-Static Bus Trans. (MC6809) 2.25


MICROPROCESSOR CHIPS	
Z80 (780C)	CPU (MK, 380N-1) 13.95
Z80A (780-1)	CPU (MK, 380N-4) 13.95
CDP1802	CPU 19.95
Z800	MPU 35.95
TM1295ADC	CPU-8-Bit Slice (Com. Temp. Grade) 19.95
MC6502	MPU w/Clock (8K Bytes Memory) 11.95
IN5203N-4	MPU-8-Bit (844Hz) 16.95
IN5203N-4A	CPU-Spl. Chps 8-Bit (128bytes RAM) 19.95
IN5204N-4	CPU 128 Bytes RAM 24.95
IN5204N	CPU 64 Bytes RAM 24.95
FM100	CPU 19.95
IN5900	CPU-16-Bit 29.95
TM5900JL	MPU-16-Bit 49.95

SHIFT REGISTERS	
MM5204H	Dual 20-Bit Dynamic 3.50
MM5205H	Dual 50-Bit Dynamic 3.50
MM5206H	Dual 300-Bit Static 2.50
MM5207H	Dual 64-Bit Accumulator 3.50
MM5208H	256-Bit Dynamic 3.50
MM5209H	1024-Bit Dynamic/Accumulator 1.95
MM5210H	1024-Bit Dynamic 1.95
MM5211H	1024-Bit Dynamic 3.95
MM5212H	1024-Bit Dynamic 3.95
MM5213H	Dual 30-Bit Static 4.95
2521V	Dual 128-Bit Static 7.95
2524V	Dual 256-Bit Static 7.95
2525V	Dual 512-Bit Static 7.95
2526V	Dual 1024-Bit Static 7.95
2527V	Dual 2048-Bit Static 7.95
2528V	Dual 4096-Bit Static 7.95
2529V	Quad 80-Bit Static 7.95
2530V	File (Dual 80) 6.95

DATA ACQUISITION	
AF100-1CN	Universal Active Filter 2.95
AF121-1CJ	Touch Tone Low Pass Filter 19.95
AF122-1CJ	Touch Tone Low Pass Filter 19.95
LM338AH	Super Gap Op Amp 1.00
LM338Z	Constant Current Source 1.30
LM135Z	Temperature Transducer 1.00
LF266N	JFET Input Op Amp 1.10
LF399N	Sample & Hold Amplifiers 3.95
LM289H	Temp. Comp. Prec. Ref. (Coppr/Cr) 4.95
ACD3808LCN	8-Bit D/A Converter (1.5% Lin.) 2.25
DAC0808LCN	8-Bit D/A Converter (0.75% Lin.) 2.25

DESIGNERS' SERIES

Blank Desk-Top Electronic Enclosures



CONSTRUCTION:
The "DTE" Blank Desk Top Electronic Enclosures are designed to blend and complement today's modern computer equipment and can be used in both industrial and home. The end pieces are precision molded with an internal slot (all around) to accept both top and bottom panels. The panels are then fastened to "X" track tabs inside the end pieces to provide maximum rigidity to the enclosure. For ease of equipment servicing, the rear/bottom panel slides back on slotted tracks while the rest of the enclosure remains intact. Different panel widths may be used while maintaining a common profile outline. The molded end pieces can also be painted to match any panel color scheme.


Enclosure Model No.	Panel Width	PRICE
DTE-8	8.00"	\$29.95
DTE-11	10.65"	\$32.95
DTE-14	14.00"	\$34.95

\$10.00 Min. Order - U.S. Funds Only
Spec Sheets - 25¢
1981 Catalog Available - Send 41¢ stamp
Calif. Residents Add 6% Sales Tax
Postage - Add 5% plus \$1 Insurance (if desired)



MAIL ORDER ELECTRONICS - WORLDWIDE
1355 SHOREWAY ROAD, BELMONT, CA 94002
PRICES SUBJECT TO CHANGE
11/80

COMPUTER CUBE T.M.



COMPUTER CRT MONITOR & ACCESSORY CASE
• One-piece heavy duty molded construction
• Painted to match Apple II & III (Lt. beige, textured finish)
• Smoke colored acrylic front cover (removable)
• Built-in shelf holds CRT and allows room for 2 Apple II disk drives below shelf
• Three 2 1/2" holes positioned in bottom of case for addition of fan if needed.
• Fan hole positioned above Apple motherboard location. Hookup cables can be run through other 2 holes.
• Case accommodates most 8" & Color unlicensed CRT monitors made by Motorola, Ball Bros., Zanith, Sanyo, Panasonic, Hitachi, etc. or any monitor that will fit into 10-3/8" H x 14 1/2" W x 13 1/2" D space.
• Size: 15" x 15" x 15" O.D., 14 1/2" H x 14 1/2" W x 13 1/2" D.
• Weight: approximately 12 lbs.
• CRT monitor fan and disk drives not included.

CUBE-1 . . . \$99.95

TRS-80 16K Conversion Kit

Expand your 4K TRS-80 System to 16K.
Kit comes complete with:
• 8 each MM5290-2 (UPD416) (16K Dynamic Rams) (250NS or less)
• Documentation for conversion

TRS-16K . . . \$49.95

JE610 ASCII Encoded Keyboard Kit



The JE610 ASCII Keyboard Kit can be interfaced into most any computer system. The kit comes complete with an industrial grade keyboard switch assembly (82-keys), IC's, sockets, connector, electronic components and a double-sided printed wiring board. The keyboard assembly requires +5V @ 150mA and -12V @ 10 mA for operation. Features: 60 keys generate the 128 characters, upper and lower case ASCII set. Fully buffered. Two user-definable keys provided for custom applications. Caps lock for upper-case only alpha characters. Utilizes a 2376 (40-pin) encoder read-only memory chip. Outputs directly compatible with TTL/DTL or MOS logic arrays. Easy interfacing with a 16-pin dip or 18-pin edge connector.

JE610 (Case not included) \$79.95

K62 (Keyboard only) . . . \$34.95

Desk-Top Enclosure for JE610 ASCII Encoded Keyboard Kit
Compact desk-top enclosure: Color-coordinated designer's case with light tan aluminum panels and molded end pieces in mocha brown. Includes mounting hardware. Size: 3 3/4" H x 14 1/2" W x 8 3/4" D.

DTE-AK . . . \$49.95

SPECIAL: JE610/DTE-AK PURCHASED TOGETHER (Value \$129.90) . . . \$124.95

JE600 Hexadecimal Encoder Kit



FULL 8-BIT LATCHED OUTPUT 19-KEY KEYBOARD
The JE600 Encoder Keyboard Kit provides two separate hexadecimal digits produced from sequential key entries to allow direct programming for 8-bit microprocessor or 8-bit memory circuits. Three additional keys are provided for user operations with one having a bistable output available. The outputs are latched and monitored with 9 LED readouts. Also included is a key entry strobe. Features: Full 8-bit latched output for microprocessor use. Three user-definable keys with one being bistable operation. Debounce circuit provided for all 19 keys. 9 LED readouts to verify entries. Easy interfacing with standard 16-pin IC connector. Only +5VDC required for operation.

JE600 (Case not included) \$59.95

K19 (Keyboard only) . . . \$14.95

Desk-Top Enclosure for JE600 Hexadecimal Keyboard Kit
Compact desk-top enclosure: Color-coordinated designer's case with light tan aluminum panels and molded end pieces in mocha brown. Includes mounting hardware. Size: 3 3/4" H x 8 3/4" W x 8 3/4" D.

DTE-HK . . . \$49.95

SPECIAL: JE600/DTE-HK PURCHASED TOGETHER (Value \$104.90) . . . \$99.95

Why Wait for Mail Order Delivery? Make The Shack® Your Parts Place!

Dual Gate MOSFET

NEW!

159

Case
TO-72



High performance at a low price! RF amp, mixer or oscillator to 450 MHz. Low noise — ideal for the converter you're planning. Vos: 27V. Diss.: 360 mW. 276-2045 1.59



100% Prime

NEW!

13⁹⁵

16K Dynamic RAM


Type MM5290-055/4116. For microprocessor projects. 16,384x1 bits in 16-pin DIP. Access time: 250 nanoseconds. 1 millisecond refresh. Requires +5, +12, -5VDC. TTL compatible. 276-2505 13.95

Auto-Range 3½-Digit LCD Multitester

NEW!

99⁹⁵

- 10-Megohm Input
- Easy to Read 0.4"-High Display




You select DCV, ACV, K-Ohms or DC mA, this Micronta® tester selects the correct range and polarity, automatically! Measures to 1000V DC, 500V AC, 200 mA DC and 2 megohms resistance. Overload protected. Range hold overrides auto-range when desired. With leads, instructions. Req. 9V battery or AC adapter. 22-196 99.95
AC Adapter. U.L. listed. 273-1431 4.95

Deluxe Carrying Case

Ideal for field work. Protects your tester and holds leads, manuals, extra batteries. 22-153 6.95



NEW! 6⁹⁵



ALL NEW!


Computer Connectors and Ribbon Cables

- [A] 20-Pin Header with Ejectors. Mounts on perboard with .100x.100" centers. Polarized. 276-1556 2.69
- [B] 20-Pin Cable Connector. Reusable insulation-displacement type. Mates with above. 276-1557 3.49
- [C] 40-Pin Card Edge Connector. Insulation-displacement type. Mounts at ends or along cable. 276-1558 5.95
- [D] 20-Conductor Ribbon Cable. 5 ft. 278-770 3.95
- 40-Conductor Ribbon Cable. 5 ft. 278-771 6.95
- [E] DBM 25 Connector. Insulation-displacement type, mounts on end or along cable. 276-1559 4.99

VMOS Power FETs

[A] VN10KM. Fast switching time, hi-Z input. Ideal for TTL- or CMOS-to-high current interface. 1W, TO-92 case. 276-2070 1.59

[B] VN67AF. Great for RF amps and power switching. 15W. TO-202AA case. 276-2071 2.49



NEW!

Low As **159**

Mini DPDT Switch

Save **27%** Reg. 2.19 **159**

Rated 6A @ 125V

Mini DPDT. Ideal for PC board mounting. Positions: On-Center Off-On. ½x½x¾" body. Includes nut and washers for panel mounting. 275-668 Sale 1.59



350 ¼W Resistors

9⁹⁵

Pkg. of 350



5% Tolerance. Popular values, 10 ohms to 10 megohms. Includes S1.99-value see-through box, color-code chart and list of values. Ideal for builders, experimenters and service technicians. \$27.30 individual parts value! 271-602 Pkg. of 350/9.95

Disc Capacitors

9⁹⁵

Pkg. of 150



50WVDC Ceramics. Fifteen .005 µF. 10 each of: 100, 220, 470 pF. .001, .002, .01, .02, .05, .1 µF. Five each of: 5, 47, 68, 330 pF plus 25 other popular values. See-thru box included. \$22.75 individual parts value! 272-601 Pkg. of 150/9.95

Digital Logic Probe

Detects one-shot, low rep rate pulses scopes may miss (up to 1.5 MHz). Detects logic levels high, low or pulsed, with a minimum detectable pulse width of 300 nanoseconds. Features an easy-to-interpret 3-LED readout, built-in over-voltage and reverse-polarity protection. Powered from circuit under test. 6¾x¾x1¾" 22-300 26.95



Multi-Logic Compatible, 5-15VDC

26⁹⁵

- 36" Power Leads
- Illustrated Manual

10 Small-Signal Diodes

Pkg. of 10 **99¢**



- 1N914/4148. Silicon switching diodes. 100% prime. 75 PRV. 1.0 VF. 276-1122 Pkg. of 10/99¢
- 1N34A. General purpose germanium. 60 PRV. 1.0 VF. 100% prime. 276-1123 Pkg. of 10/99¢

Photoresistor

119

Hi Sensitivity to Yellow-Green Light (2870°K)



Cadmium sulfide photoresistor. 5 megohms in darkness to 100 ohms in bright light. 200 mW at 170V, maximum. ½" dia. x ¼" 276-116 1.19

Mini DPDT Switch

Save **26%**

Reg. 1.69 **125VAC**

Mini DPDT. Solder lugs, ideal for panel mounting in ¼" dia. hole. Positions: On-None-On. ½x½x½" body. With hardware. 275-669 Sale 1.69



Adjustable Voltage Regulators

Low As

89¢



- [A] LM723. Adjustable from 0 to 40VDC output. 14-pin DIP. 276-1740 Each 89¢
- [B] LM317K. Adjustable from 1.2 to 37VDC output at 1.5 Amps. TO-3 case. 276-1777 4.99
- [C] LM317T. Positive regulator. Adjustable 1.2 to 37VDC. 1.5 A. TO-220 case. 276-1778 3.99
- LM337T. Negative regulator. Adjustable -1.2 to -37VDC. 1.5 A. TO-220 case. 276-1779 3.99

3" Silicon Solar Cell

High Efficiency

9⁹⁹
Each



Easy to solder cell converts sunlight into electrical power. Delivers up to 0.45V at 1 Amp. Use several in series/parallel for higher voltage/current. 276-123 9.99

LOW PRICES AND NEW ITEMS EVERY DAY!
IN STOCK NOW AT OUR STORE NEAR YOU


Come In for Your FREE Copy of Our 1981 Computer Catalog RSC-4

Prices may vary at individual stores and dealers

Radio Shack®

A DIVISION OF TANDY CORPORATION • FORT WORTH, TEXAS 76102
OVER 7000 LOCATIONS IN 40 COUNTRIES

At last...the Typewriter Interface!



Turn your electric typewriter into a low cost, high quality hard copy printer. 1 Year Warranty

Dynatyper—the patented* RDI—I/O Pak is fast becoming the industry standard for typewriter output. Why? Because:

1. It takes 2 minutes to initially install and 5 seconds to remove or replace.
2. You do not have to modify your typewriter. All factory warranties and maintenance agreements on your typewriter will be honored.
3. You can use it with all powered carriage return typewriters that have U.S. keyboard. Our Model I works with all non Selectrics and our Model II works with Selectrics. Conversion between models takes 2 minutes and the kit (26 plungers) is available for a nominal charge.
4. You don't have to lug around a bulky printer when you travel. If there is a typewriter at your destination, you can install the light (3 lbs.) I/O Pak in just 2 minutes.
5. Same interface for TRS-80, Apple and GPIB. Centronics and Pet compatible interfaces are available in third quarter 1980. Electric pencil available.
6. Delivery: Stock to two weeks. Price: \$499. for the complete system, FOB Rochester, Domestic.

Over 1000 in operation today. VISA and MasterCard accepted. Call Ken Yanicky at 716-385-4336.


*Patent Pending

ROCHESTER DATA

3100 Monroe Avenue, Rochester, New York 14618 incorporated

CIRCLE NO. 67 ON FREE INFORMATION CARD

S-100 S-100 S-100 S-100





*\$249⁰⁰

IN STOCK NOW

INTRODUCTORY
OFFER

PLACE QUANTITY
ORDERS NOW,
SAVE!

*Less Boards and Fans, Assembled Add \$45.00,
6 Slots Populated with Connectors



COMPLETE S-100 SYSTEM ALL NECESSARY
POWER SUPPLIES

- | | |
|--|--|
| *12 Slot Motherboard Fully Terminated | *220VAC or 110VAC 50 or 60 Cycle Operation |
| *30A of +8V
6A of ±16V | *Low Voltage Tap |
| *Disc Power Supply
6A of +24V
5A of +5V
1A of -5V | *Nylon Card Guides |
| *All Steel Frame | *Connectors Supplied for up to 4 Drives |
| | *Optional Fans Mount Neatly on One Side |

DELTA PRODUCTS

15392 Assembly Lane, Huntington Beach, CA 92649
(714) 898-1492

CIRCLE NO. 1E ON FREE INFORMATION CARD

1st CLASS Computing

For commercial, industrial, small business, and scientific applications, the modular design of S-100 computers means easy maintenance and freedom from obsolescence (merely replace a board to upgrade). **CompuPro** addresses the needs of S-100 users with a wide variety of professional level, high-reliability, cost-effective products that meet all IEEE 696/S-100 standards. Choose from **unkit** (sockets, bypass caps pre-soldered in place) or **assembled** units.

CPU's

16 bit: CPU 8085/88. 8088 CPU gives 16 bit power with an 8 bit bus; 8085 CPU retains compatibility with 8080 software and exchange tasks with the 8088. 5 MHz operation. \$295 unkit, \$425 assm.

8 bit: CPU 8085. Single processor version of above. \$235 unkit, \$325 assm.

8 bit: CPU Z. Provides all standard Z80A features and more 6 MHz operation, supplied with 4 MHz CPU. \$225 unkit, \$295 assm.

10 MHz MOTHERBOARDS

6 slot with all edge connectors — \$89 unkit, \$129 assm
12 slot with all edge connectors — \$129 unkit, \$169 assm
20 slot with all edge connectors — \$174 unkit, \$214 assm

THE "RAM" SERIES OF STATIC MEMORY

4/5 MHz standard operation, meets all IEEE specifications, low power/high speed chips used throughout.

8K RAM IIA \$159 unkit, \$189 assm

16K RAM XIV (with IEEE 16/24 bit extended addressing) \$279 unkit, \$349 assm

RAM XX (operates with both bank select and extended addressing systems)

16K: \$319 unkit, \$399 assm. 24K: \$439 unkit, \$539 assm. 32K: \$559 unkit, \$699 assm

OTHER S-100 PRODUCTS

Spectrum Color Graphics Board \$339 unkit, \$399 assm

Interface I 2S I/O Board \$199 unkit, \$249 assm

Interface II 3P PLUS S I/O Board \$199 unkit, \$249 assm

2708 EPROM Board (less EPROMS) \$85 unkit

Godbout Computer Enclosure \$289 desktop, \$329 rack mount

Active Terminator Board \$34.50 kit

Memory Manager Board \$59 unkit, \$85 assm

Mullen Extender Board \$59 kit

Mullen Relay/Opto-Isolator Control Board \$129 kit, \$179 assm

SEE COMPUPRO PRODUCTS AT FINER COMPUTER STORES WORLD-WIDE

SOCKETS &

You come out ahead with our specials... just look at these great prices!

SOLDERTAIL SOCKETS

8 pin 100/\$5.95
14, 16, & 18 pin 50/\$4.95
20 pin 40/\$4.95
24, 28 pin 30/\$4.95
40 pin 20/\$4.95

SEMICONDUCTORS

Gen purp signal diodes 50/\$2
GT5306 NPN darlington 100/\$8.95
NPN sim 2N3904 100/\$7.95
PNP sim 2N3906 100/\$8.95
4N28 opto-isol. 5/\$2
SN76477 sound IC 1/\$2.50
MA1003 12V DC clock module \$14.95

16K DYNAMIC RAM: 8/\$39!

Expand memory in TRS-80-I and -II, as well as machines made by Apple, Exidy, Heath H89, newer PETs, etc. Low power, high speed (4 MHz). Add \$3 for 2 dip shunts plus TRS-80 conversion instructions.

DC ROBOT MOTOR SPECIAL

DC fractional horsepower motor runs on about 1 to 5V. Not a servo motor by any means, but good for experimenting with robots, toys, games, etc. 10/\$2.95

TERMS: Cal res add tax. Allow 5% for shipping; excess refunded. Orders under \$15 add \$1 handling. VISA/MasterCard orders (\$25 min) call (415) 562-0636, 24 hrs. Please include street address for UPS delivery. Sale prices good through cover month of magazine; other prices subject to change without notice.

FREE CATALOGUE: Find out more about our product line. For 1st class delivery, add 41 cents in stamps; foreign orders add \$2 (refundable with order).

GODBOUT

GODBOUT ELECTRONICS
Edg. 725, Oakland Airport, CA 94614

SEMIS SPECIAL !!

THE MICROCOMPUTER MART

COMPUTER RETAIL STORES

MICROCOMPUTER MART RATE: 1" x 1 Column (1-5/8") \$125. 1-1/2" x 1 Column (1-5/8") \$187.50. 2" x 1 Column (1-5/8") \$250.00. GENERAL INFORMATION: Frequency rates available. Send order and remittance to MicroComputerMart, POPULAR ELECTRONICS, One Park Avenue, New York, NY 10016.

ILLINOIS

FARNSWORTH COMPUTER
Apple, Hewlett-Packard, Cromemco, I D S
(Check our prices)
HP-41C . . . \$259.00
1891 N. Farnsworth Ave.
Aurora, IL 60505 (312) 851-3888

NEW HAMPSHIRE

As advertised in 73 Amateur Radio, 80 Microcomputing & Kilobaud Microcomputing magazines
TRS-80 Model II 64K
FREE CATALOG \$3400⁰⁰ plus frt.
MAIL ORDER MICROS Dept. PS, 93524-3041 P.O. Box 427, Marlboro, N.H. 03456

DON'T MISS MICROCOMPUTING — the encyclopedia of microcomputing
and **80 microcomputing** — for the users of the TRS-80[™]
For subscription information write to:
Microcomputing Dept. PS, 93524-3041
80 Pine Street
188 St. 177, 177 of the Radio Shack Division of Radio Shack

NEW JERSEY

COMPUTER MART OF NEW JERSEY
501 Route 27 Iselin, N.J. 08830
(201) 283-0600
The Microcomputer People[™]

CALIFORNIA

FREE! software catalog for Apple II
SALES • SERVICE • LEASING of APPLE • ATARI • DEC
Plus all PERIPHERALS & SUPPLIES
Open Tuesday through Sunday
VISA and MASTERCARD
RAINBOW COMPUTING, INC.
9719 Reseda Blvd.
Northridge, Ca 91324
(213) 349-5560

OHIO SCIENTIFIC
• HAZELTINE 1420 . . . \$780
• CENTRONICS 779 W/TRACTOR . . . \$369
• NEC SPINWRITER . . . \$2250
DATA PRODUCTS MAINTENANCE CORP.
9460 Telstar Ave., El Monte, CA 91731
(213) 573-5991 (714) 994-4180

OHIO SCIENTIFIC MICRO-COMPUTERS

A.A. Office
Equipment Company
2140 American Avenue
Hayward, CA 94545
(415) 782-6110

GREAT DISCOUNTS!
PET-8K - \$778.12 | TI 99/4 - \$936.33
HORIZON 1-32K-D-ASM - \$2259.70
DYNABYTE DB 8/2-48 - \$3633.22
Similar Discounts on all Items. Call for Prices and a FREE copy of the list!!!
MICROPROCESSOR APPLICATIONS
P.O. Box 462, Woodacre, CA 94973
(415) 488-0992
VISA - MASTER CHARGE HONORED

ATARI OWNERS
Parallel Printer Interface for the ATARI 400/800
Connects to controller jacks 3 + 4 works with BASIC/DOS/ASSEMBLER
Three printer connectors available:
ATARI 400 ATARI 800
Trendcom 100/200 A4P-1 A8P-1
Centronics 730/737 A4P-2 A8P-2
Centronics 36 pin* A4P-3 A8P-3
*Fits all other parallel Centronics plus ANDEX, BASE 2, EPSON, COMPRINT and MICRO-TEK. Order by part number. MC VISA.
\$69.95 CA sales add 6% tax
MACROTRONICS, Inc.
1125 N. Golden State,
#10 Turlock, CA 95380
(209) 667-2888/634-8888

The Original ByteShop[®]
1415 W. El Camino Real
Mountain View, CA 94040
(415) 969-5464

Automated Equipment Inc.
Offers the following products:
Northstar, Morrow, Dynabyte, Teletype and others.
Outside California: (800) 854-6003
Inside California: (714) 739-4701
4341 W. Commonwealth, Suite D,
Fullerton, California 92633


GEORGIA
AUTHORIZED TRS-80[®] DEALER A301
COMPUTER SPECIALISTS

Up to 15% Discount on TRS-80's
26-1051 4K LEVEL I . . . \$ 424.00
26-1056 16K LEVEL II . . . 688.00
26-4002 64K I DRIVE . . . 3499.00
1-800-841-0860 TOLL FREE
MICRO MANAGEMENT SYSTEMS, INC.
Downtown Plaza Shopping Center
115 C. Second Ave., S.W.
Cairo, Georgia 31728
(912) 377-7120 Go. Phone No.

RHODE ISLAND

WHOLESALE COMPUTER PRICES DIRECT TO THE PUBLIC!
Apple • Atari • HP-85 • Intertec • Soroc • TRS-80II • NEC Spinwriter
CALL TOLL FREE 1-800-556-7586
OMEGA Sales Co. 12 Meeting St. Cumberland, RI (401) 722-1027

TEXAS


As a Radio Shack[®] Authorized Sales Center owned & operated by Pan American Electronics, Inc., we can sell them for less. No taxes collected on out-of-state shipments. We pay shipping & insurance.
TOLL FREE 800/531-7466
Texas & Main No. 512/581-2765
1117 Conway
Mission, Texas 78572

LOOK!! TRS-80[®] Computer Owners
Trademark of Tandy Radio Shack Corporation
Brand new Access Starter Kit includes:
• 40-track MPI drive w/Percom power supply & enclosure
• Patch-Pak • OS-80[™] • Dual cable • Box of disks w/orginizer
All for the low price of \$379.95!
*Trademark of Percom Data Company, Inc.
16K-Byte Memory (8 prime 4116 ICs) — \$64.95
Second Drive for only \$299.95
Introductory prices good for a limited time only. Prices do not include shipping, or sales tax if applicable.
Call Toll-free 1-800-527-4196
ACCESS UNLIMITED
315 N. Shiloh - Ste. D1 - Garland, TX 75042
(214) 494-0206

3M DISKETTES
Call toll FREE (800) 235-4137
PACIFIC EXCHANGES
BASF DISKETTES
Call toll FREE (800) 235-4137
PACIFIC EXCHANGES

EAST TEXAS COMPUTERS, INC.
Microcomputer Specialists
Full Line Atari Dealer
Suppliers of Creative Software Products for Your Atari
305 Clemson Drive
Tyler, TX 75703

PENNSYLVANIA

MICROCOMPUTER
• Sales & Service •
Depot repair facilities. All major brands!
Floppy disks & microcomputers.
CALDWELL COMPUTER CORP.
6720 Rising Sun Ave
Philadelphia, PA 19111
(215) 742-8900

NEW YORK

GET A GREEN SCREEN
Superb results! Custom molded to fit over the picture tube. Mounts with invisible double-faced tape. Specify TRS-80 Mod. I or II, PET, Leduc 100 or 180, Sanyo 9" or 12".
MONEY BACK GUARANTEE!
To order, call (212) 296-5916 or send \$12.50 plus \$2.00 S&H (VISA/MC) to:
ALPHA PRODUCTS CO.
85-71 79th St
Woodhaven, NY 11421

WASHINGTON

TRS-80 OWNERS
Get the best information available for your computer!
Subscribe to the ORIGINAL TRS-80 User Journal. \$16 per year, \$3. for current sample.
80-US JOURNAL
3838 S. Warner Street
Tacoma, WA 98409
VISA/MC (206)475-2219

WISCONSIN

OHIO SCIENTIFIC SYSTEMS
CALL TOLL FREE FOR OUR PRICES
(800) 558-0870
or Write For Catalog
FARAGHER & ASSOCIATES
7635 Bluemound
Milwaukee, WI 53213
(414) 258-2588
In Wisconsin

Electronics Classified

CLASSIFIED RATES: Per Word, 15 Word Minimum. **COMMERCIAL:** \$3.00. **EXPAND-AD*:** \$4.50. **DISPLAY:** 1" x 2 1/4", \$370.00. 2" x 2 1/4", \$740.00. 3" x 2 1/4", \$1,110.00. **GENERAL INFORMATION:** Frequency rates and prepayment discounts available. Payment must accompany order except credit card—Am. Ex., Diners, MC, VISA (include exp. date)—or accredited ad agency insertions. Copy subject to publisher's approval; must be typewritten or printed. First word set in caps. Advertisers using P.O. Boxes MUST supply permanent address and telephone number. Orders not acknowledged. They will appear in next available issue after receipt. Closing date: 1st of the 2nd month preceding cover date (e.g., Mar. issue closes Jan. 1). Send order & remittance to: Classified Advertising, Popular Electronics Magazine, 1 Park Avenue, New York, NY 10016. Direct inquiries to (212) 725-3926.

FOR SALE

FREE! Bargain Catalog—I.C.'s, LED's, readouts, fiber optics, calculators parts & kits, semiconductors, parts. Poly Paks, Box 942PE, Lynnfield, Mass. 01940.

GOVERNMENT and industrial surplus receivers, transmitters, snooper scopes, electronic parts, Picture Catalog 25 cents. Meshna, Nahant, Mass. 01908.

LOWEST Prices Electronic Parts. Confidential Catalog Free. KNAPP, 4750 96th St N., St. Petersburg, FL 33708.

ELECTRONIC PARTS, semiconductors, kits. **FREE FLYER.** Large catalog \$1.00 deposit. **BIGELOW ELECTRONICS**, Bluffton, Ohio 45817.

RADIO—T.V. Tubes— 49 cents each. Send for free catalog. Cornell, 4213 University, San Diego, Calif. 92105.

AMATEUR SCIENTISTS, Electronics Experimenters, Science Fair Students... Construction plans—Complete, including drawings, schematics, parts list with prices and sources... Robot Man—Psychedelic shows—Lasers—Emotion/Lie Detector—Touch Tone Dial—Quadraphonic Adapter—Transistorized Ignition—Burglar Alarm—Sound Meter... over 60 items. Send \$1.00 (no stamps) for complete catalog. Technical Writers Group, Box 5994, University Station, Raleigh, N.C. 27650.

SOUND SYNTHESIZER KITS— Surf \$16.95, Wind \$16.95, Wind Chimes \$22.95, Musical Accessories, many more. Catalog free. PAIA Electronics, Box J14359, Oklahoma City, OK 73114.

TELETYPE EQUIPMENT: Copy Military, Press, Weather, Amateur, Commercial Transmissions. Catalog \$1.00. **WEATHER MAP RECORDERS:** Copy Satellite Photographs, National-Local Weather Maps. Learn How! \$1.00. Atlantic Sales, 3730 Nautilus Ave., Brooklyn, NY 11224. Phone: (212) 372-0349.

BUILD AND SAVE TELEPHONES, TELEVISION, DETECTIVE, BROADCAST Electronics. We sell construction plans with an Engineering Service. Speakerphones, Answering Machines, Carphones, Phonevision, Dialers, Color TV Converters, VTR, Games, \$25 TV Camera, Electron Microscope, Special Effects Generator, Time Base Corrector, Chroma Key, Engineering Courses in Telephone, Integrated Circuits, Detective Electronics. **PLUS MUCH MORE.** NEW Super Hobby Catalog PLUS year's subscription to Electronic News Letter, \$1.00. Don Britton Enterprises, 6200 Wilshire Blvd., Los Angeles, Calif. 90048.

NAME BRAND Test Equipment. Guaranteed discounts up to 50%. Free catalog. Salen Electronics, Box 82, Skokie, IL 60077.

UNSCRAMBLERS FOR any scanner. Several models available. Free literature. Capri Electronics, 8753T Windom, St. Louis, MO 63114.

UNSCRAMBLERS, seven models available to decode police, ambulance, and fire coded transmissions. Other scanner devices. Tone encoders/decoders. Telephone accessories, etc. Free Catalog. **KRYSTAL KITS**, Box 445, Bentonville, AR 72712. (501) 273-5340.

PRINTED CIRCUIT supplies, chemicals, tools, artwork, plating solutions. Major credit cards. Catalog \$2.00, refundable. **CIRCOCLEX**, Box 198, Marcy, NY 13403.

RECONDITIONED TEST EQUIPMENT \$1.00 for catalog. **WALTER'S TEST EQUIPMENT**, 2697 Nickel, San Pablo, CA 94806, (415) 758-1050.

Buy Gov't Surplus SAVE To 85%.

Send 60¢ For Big Bargain Catalog

1000's Of Bargains; Surplus, Excess Inventory, Brand Name New Equipment

COMPRESSORS • WINCHES • GEAR MOTORS
TELEPHONES • WELDERS • POWER PLANTS
SURVEYING INSTRUMENTS • ELECTRONICS
FIRE/BUBBLER ALARMS • PAINT GUNS
TAPES • BINOCULARS • TOOL BOXES
HYDRAULICS • AIR TOOLS • PUMPS

SURPLUS CENTER Box 82209-PE Lincoln, Nebraska Zip Code 68501

POLICE/FIRE SCANNERS, crystals, antennas, CBs, Radar Detectors. HPR, Box 19224, Denver, CO 80219.

SATELLITE TV FOR THE HOME

Our receiver lets you get over 75 channels of television directly from earth-orbiting cable TV satellites! HBO, Showtime, super stations, sports and movies from around the world.



Sick of Network TV? Buy Complete or Build our kit and save!

Our 24-channel receiver provides "studio quality" TV reception. Easy to install! Ultra low power consumption! Brilliant color! Works anywhere! FCC licensing no longer required. **Order today!** Complete details covered in our Home Earth Station manual. Send \$7.95 today (refundable against any purchase), or call:

24-hour C.O.D. Hotline
(305) 869-4283
SPACECOAST RESEARCH
Dept. H, P.O. Box 442, Altamonte Springs, FL 32701

NEW ELECTRONIC PARTS. Continuously stocked. Stamp brings catalog. Daytpro Electronics, 3029 N. Wilshire Ln., Arlington Hts., IL 60004.

RF POWER TRANSISTORS plus TV, audio, radio, VTR transistors, and more. IC's, diodes. B & D Enterprises, P.O. Box 32, Mt. Jewett, PA 16740. (800) 458-6053

FREE CA3140 OpAmp with every order. All top quality merchandise. Send for bargain catalog. **KEY ELECTRONICS**, Box 3506P, Schenectady, NY 12303.

ELECTRONIC CATALOG. Over 4,500 items. Parts & components. Everything needed by the hobbyist or technician. \$2.00 (U.S. funds) postage & handling, refundable with first \$15.00 order. T & M Electronics, 472 East Main St., Patchogue, NY 11772. (516) 289-2520.

SPEAKERS SAVE 50%. Build your own speaker system. Write: McGee Radio Electronics, 1901 McGee Street, Kansas City, Missouri 64108.

OSI CHALLENGER 1P— Superboard II. 90 page step-by-step programming manual, \$5.95 + \$1.00 P&H. TIS, Box 921-PE, Los Alamos, NM 87544.

PRINTED CIRCUIT BOARDS, your artwork. Quick delivery. Reasonable. Atlas Circuits, Box 974, Waynesville, NC 28786. (704) 456-3739.

HAMS, CBERS, SWLS, ELECTRONICS BUFFS! Parts, kits and plans now available for Popular Electronics projects. **MORSE-A-WORD:** Circuit boards \$24.00; Essential parts kit \$99.95; Complete four character kit \$149.95; Eight character kit \$169.95; Wired \$249.95. **RTTY READER:** Boards \$24.00; Complete kit \$189.95; Wired \$269.95. **S&H \$5.00 kits;** \$1.50 boards. Use VISA/Mastercard. (414) 241-8144. Write for catalog. **MICROCRAFT**, POB 513PE, Thiensville, WI 53092.

RECORDS—TAPES! Discounts to 73% All labels; no purchase obligations; newsletter; discount dividend certificates. 100% guarantees. Free details. Discount Music Club, 650 Main St., Dept. 5-1180, New Rochelle, NY 10801.

CABLE TV UNSCRAMBLERS AND CONVERTERS. Build or buy. Plans and parts. For information send \$2.00. C&D Company, P.O. Box 26, Hudsonville, MI 49426.

COPPER WIRE, Enamel, Tinned, Bare, Insulators. Write: Jug Wire Company, 2234 36th St., Woolsey, NY 11105.

RF TRANSISTORS— MRF454—\$19.75, MRF455A—\$14.50, SRF2027—\$18.00, SRF2857—\$18.00. Exclusive parts and service facility for Palomar, Atlas, Pride equipment. Parts catalog available. **WESTCOM**, 1320 Grand, San Marcos, CA 92069. (714) 744-0728.

SATELLITE TELEVISION INFORMATION— Build or buy your own Earth Station. \$3.00 U.S. Satellite Television, RD 3, Oxford, NY 13830.

FIBER OPTIC SPECIALS— 100 foot spool of fiber \$3.00—Experimenter's kit \$6.00—High Power LED with matched Detector \$10.00—Data Link construction plans (detailed) \$5.00. Catalog with samples \$1.00. **FIBERTRONICS**, Box 322-A, Primos, PA 19018.

AUDIO, VIDEO, ELECTRONIC PRODUCTS: Best pricing, prompt delivery! Sony, DBX, Teac, Tascam, Onkyo, Sound Workshop, Maxell, Mobile Fidelity Records, others. **SOUND IDEAS**, Dept. PE, P.O. Box 340, Cary, NC 27511, 1-800-334-2483. (NC-919) 467-8462.

SATELLITE TV FANTASTIC 80 TV CHANNELS

Better than Cable TV! A must for all homeowners and Do-it-yourselfers. Build a Video System the whole family can enjoy! No commercials, FREE movies, sports and Vegas Shows - worldwide, crystal clear reception connects to any TV set. 100 pages (8 x 11) loaded with photos, plans, kits—TELLS EVERYTHING! Satisfaction Guaranteed. Send \$7.95 TODAY! Add \$2.00 for 1st class (air mail). Or call our 24 hour C.O.D. rush-order line (305) 862-5068. **GLOBAL TV ELECTRONICS**, P.O. Box 219-P, Maitland, FL 32751



SCRAMBLED TELEVISION— Encoding/Decoding. New publication. Complete theory, circuits. \$9.95. Workshop, Box 393PA, Bethpage, NY 11714.

KEYBOARDS— High quality 61-note single or dual contact for the organ or synthesizer you are building. Send for information. Devtronix, Dept. 71, 6101 Warehouse Way, Sacramento, CA 95826.

RARE OUT-OF-PRINT ALBUMS. 25,000 in stock (FS). List \$2.00 refundable. Record Warehouse, Box 4617, Dept. PE, Rochester, NY 14613.

Telephone Listening Device

Record telephone conversations in your office or home. Connects between any cassette or tape recorder and your telephone or telephone LINE. Starts automatically when phone is answered. Records both sides of phone conversation. Stops recorder when phone is hung up. This device is not an answering service.



size 1cu
Each \$18.95
Qty Disc Avail



size 2x3x4

Super Powerful Wireless Mic

10 times more powerful than other mics. Transmits up to 1/4 mile to any FM radio. Easy to assemble kit. 15V battery (not incl.)

Call (305) 725-1000 or send \$18.95 + \$1.00 shipping per item to USI Corp., P.O. Box PE-2052, Melbourne, FL 32901. COD's accept. For catalog of transmitters, voice scramblers and other specialty items, enclose \$2.00 to USI Corp.

WWVB RECEIVER. The ELEMEX Model LXX receives the 60KHZ WWVB signal. Brochure. Elemex, 6500-P Joy Rd., East Syracuse, NY 13057.

CUSTOM CONTROL PANELS and switch plates for computers, industry, home or auto. Free flyer. **CUSTOM CONTROLS**, 4 Fernandes Drive, So. Hadley, Mass. 01075.

INJECTION MOLDING— small nylon parts. Prototypes or production. Economical tooling. Pliant Plastics, Muskegon, Mich. 49441. (616) 798-4838.

FREE CATALOG! Bargains, Parts, ICs, Kits, Musi-Kits, Specials. **GODBOUT ELECTRONICS**, Bldg. 725E, Oakland Airport, CA 94614.

LOUDSPEAKERS FAMOUS BRANDS. Free catalog. PREP's, 2635 Noble Rd., Cleveland, OH 44121.

FREE ELECTRONICS CATALOG!

Super Values in Tubes, Semiconductors, Kits & Loudspeakers.
Write for your FREE Copy!

STEVEN PRODUCTS

P.O. Box 698, Melville, N.Y. 11747 • (516) 752-0060

CHEMICALS, Apparatus, Project Books, Wide Selection. Catalog send \$1.00 to Pioneer Corp., 14a Hughey Street, Nashua, NH 03060.

SHORT WAVE LISTENERS! Free new catalog #5 of short wave receivers, digital frequency displays, Collins filters, active All-Band receiving antennas, loop antennas and special DX modifications! Kenwood—Yaesu—Drake—Sony—Panasonic—Grundig. Radio West, 3417 Purer Road, Escondido, CA 92025. (714) 741-2891.



39⁹⁵
ADD \$2.50 FOR POSTAGE

30 CHANNEL CABLE TV CONVERTER

ORDER No. 198AE047

FREE!
UNUSUAL 96 PAGE ELECTRONIC PARTS & IDEAS CATALOG!

ROUTE 9N, PLATTSBURGH, N.Y. 12901
Tel.: (518) 561-8700.

OVER 1400 MICRO-COMPUTER PRODUCTS. LOWEST PRICES! Send \$2.00 for 1980 112 page mail order catalog to: ELECTRONIC SYSTEMS, Box 21638-PE1, San Jose, CA 95151. (408) 448-0800.

BIOPHYSICAL TELEMETRY TRANSMITTER detects heart, (EKG), signal and transmits to ordinary FM radio as audio tone frequency modulated by EKG signal. Tone makes EKG frequency components audible. Built-in electrodes for easy use. Completely assembled, battery included. Size: 4.4" x 2.4" x 1.2". Order Model BHT-14. \$27.50 plus \$2.00 shipping. OMNI-TEK, Box 1318, LONGMONT, CO 80501.

SOUND EFFECTS SYNTHESIZER. We supply etched, drilled, bare PC board and complete plans. Regular model, \$66.95. Super model, \$99.95 or send SASE for information. Waveform, 7 Bradford Avenue, Pittsburgh, PA 15205.

POLICE SCANNERS — WHOLESALE PRICES. Over 25 models. Bearcat 300 — \$359.95. Bearcat 210XL — \$229.95. Bearcat 160 — \$199.95. Same day shipping. VISA/MC, cashier's checks. (415) 573-1624. Free catalog. Write: Scanners Unlimited, 1199A Laurel Street, San Carlos, CA 94070.

TEST EQUIPMENT, new and used. Catalog \$1.00. PTI, Box 8756, White Bear Lake, MN 55110.

POLICE/FIRE synthesized/crystal model SCANNERS. See COMMUNICATIONS ELECTRONICS full page advertisement in this issue.

Electronic Design Lab CA-16


- Variable Function Generator to 100KHZ with TTL and CMOS outputs

- Six regulated supply voltages, all short circuit proof including 5V-1 amp

- Four logic indicators and debounce switches

- Two CMOS to TTL converters

- Two large breadboards All point-to-point, no soldering. 1,100 connecting points. Everything is at user's fingertips. More work in less time, parts can be reused over and over again. In short order our Design Lab will pay for itself. Free brochure \$99.95



Components not included
\$99.95

CASCADE LABS, 4156 South Alder Avenue
Freeland, Washington 98249 (206) 221-7483

CAPACITORS, RESISTORS, I.C.s Lowest Prices. Free catalog. WESTLAND ELECTRONICS, 34245 Ford Rd., Westland, MI 48185. 313-728-0650.

PLANS! BUILD NEGATIVE ION GENERATOR FOR \$35. Schematic, parts list sources, instructions. Only \$4.50. Other plans available. Send SASE for list. Lunatrix, Box 891, Yucaipa, CA 92399.

ATOMIC SURVIVAL — KNOW THE ANSWERS!! Family protection. Radiation Fallout, Blast Shelters, Conserve Food, Water, Animals, Crops. Reliable information. DO NOT DELAY. Send \$5 TODAY to SURVIVAL, P.O. Box 66 129-B. Seattle, WA 98166.

SUBSCRIPTION T.V. UNSCRAMBLER, easy to build, complete plans \$5.00 plus S.A.S.E. Burnitt, 1690 Agadir, Concord, CA 94518.

SATELLITE TELEVISION

We manufacture the highest spec 3-meter data & video dish in the world 41db gain! We also sell direct. Immediate delivery or you pick up. Complete details including satellite TV information, aiming service and discount schedule. Send \$1.25 for postage & handling.

TIGER TENNAS
P. O. Box 561
Casselberry, Florida 32707



US GOVERNMENT. Hundreds of "HOT" frequencies: FCC, FBI, CIA, DEA and all the others. Covers all areas, Up to date, includes the 406-420 Mhz band. DL, Box 27412, Tucson, AZ 85726.

CASE FOR SPEAKER OR MIC.

CAN HOUSE BATTERY AND P.C.B. AVAILABLE FROM STOCK. CASE ONLY. SEND \$3.95 PLUS \$1.00 SHIPPING TO:

LEONE INDUSTRY INC.,
1122 Boundary Road
Vancouver, Canada V5K 4T5
QTY. PRICES AVAILABLE.
U.S. Inquiries.

UNSCRAMBLE CODED MESSAGES from police, fire and medical channels. Also telephone recording adaptor. Same day service. Satisfaction guaranteed. Don Nobles Electronics, Inc. Rt. 7, Box 610-A, Hot Springs, AR 71901. (501) 623-6027.

PRINTED CIRCUIT BOARDS Manufacture and Design. Let us help make your product a success. Precision design, quality boards, timely deliveries. Don't settle for less. Call or write today. DIGITRONICS, Box 2494, Toledo, Ohio 43606. (419) 473-0985.

ELECTRO-VOICE Hi Fi component loudspeakers. Building your own Speaker System? Use the best Free discount catalog. SONIX, Dept. PE, Box 58, Indian Head, MD 20640. (301) 753-6432.

MODEM, acoustic, 300 baud, RS-232, originate only, manufactured for TI-733. Tested and guaranteed. Bare: \$89, with case: \$109, with case and power: \$119. Shipping: \$3. Limited quantity. Creative Mind Businesses, Box 18252, Tucson, AZ 85731.

SATELLITE TELEVISION — New package includes: ANTENNA AIMING DATA computed for your latitude, longitude, (plotted by Compusat). Revised listing of U.S. and international geostationary satellites, transponder video frequencies, audio subcarriers, formats, antenna/feederline data and more. All for \$10.00. COMPUSAT, 643 South Route 83, Elmhurst, IL 60126.

Video cassette recorders

Low Prices

cameras tapes

call collect: 714-278-0729

Outside Ca. 800-854-1081

Video Warehouse

ask for our Price List

9514 Chesapeake Dr. San Diego, CA 92123

COMPUTER EQUIPMENT

Now decode exotic radio signals

Field Day is a real computer that reads all kinds of coded radio transmissions. Not only Morse code, but radioteletype, press-write reports and ASCII computer talk. Figures code speeds. Built-in 24-hour clock. Wired, tested, full-year warranty, 15-day trial. Easy hook-up to any receiver. \$467.95 UPS ship Charge, check or C.O.D. No risk!

Kantronics, Inc., 1202 E. 23rd St. Lawrence, KS 66044
Amateur radio manufacturers. (913) 842-7745

TRS-80 SAVE 10-20% + ATARI-Authorized Radio Shack Dealer. Computer Discount of America, Marshall Hill Rd., West Milford, N.J. 07480. Send \$1.00 for catalog. Toll free 800-526-5313.

FLOPPY DISKS and COMPUTER PERIPHERALS at DISCOUNT PRICES. AB COMPUTERS, 115-E East Stump Road, Montgomeryville, PA 18936. (215) 699-5826.

QUEST ELF OWNERS — Modify your units for full memory address display in monitor mode. Send \$3.00 to: Pearce, Box 237, St. Norbert, Manitoba, Canada R3V 1L6. U.S. Inquiries.

SAVE 90%. Build your own minicomputer. Free details. DIGITRONICS CORPORATION, 2723C W. Butler Dr., Phoenix, AZ 85021.

SURPLUS COMPUTER PERIPHERALS: "Selectric" I/O typewriter bargains. World's largest selection. Send 25¢ for bargain-packed flyer. CFR, Box 144, Newton, NH 03858.

RECIPE FOR APPLE KRISP: "New Concepts" Apple II Modulator . . . MICRO-VERTER, \$35.00. Better color — sharper images. Phone — write. (402) 987-3771. Also modulator Kits, monitors, cameras. Dealers welcomed. ATV RESEARCH, 13-P Broadway, Dakota City, NE 68731.

GRAPHICS High resolution/low cost. Send \$6.00 for complete schematics: Hawkinson, 1550 Vialosbonitos, LaHabra, CA 90631.

COMPUTERS — 10% Christmas discount — APPLE — COMMODORE — ATARI. All accessories/software. Free U.P.S. shipping. B.C. Communications (516) 549-8833.

AMATEUR RADIO

MADISON DEEP HAM DISCOUNTS. Kenwood, Yaesu, Icom, Drake, Accessories — Stock. FREE flyer, Madison Electronics, 1508-P McKinney, Houston, TX 77002. (713) 658-0268.

RADIO AMATEUR CALLBOOKS: Directories of Radio Amateurs around the world. Write for FREE catalog. Radio Amateur Callbook, Dept. PE, 925 Sherwood Dr., Lake Bluff, IL 60044.

NO SALES TAX IN MONTANA! Conley Radio offers a full line of amateur and shortwave receivers. Over 50 major lines, including Yaesu, Kenwood, ICOM. We stock the KENWOOD R-100D. Complete catalog \$1.00. 318-P N. 16th, Billings, MT 59101. (406) 259-9554.

SWL LISTENERS! We stock for immediate delivery the sensational KENWOOD R-1000 receiver. Call or write for prices. Amateur Radio Supply of Nashville, 615 South Gallatin Rd., Dept. PE, Madison, Tenn. 37115. (615) 868-4956.

COIL KITS FOR AMATEUR RADIO. Send stamped envelope for list #4C. CADDELL COIL CORP., Poultney, VT 05764.

AMATEUR RADIO/SWL. Icom, Yaesu, Kenwood, all major lines in stock. TOLL FREE (800) 854-6046. Ham Radio Outlet, 2620 W. La Palma, Anaheim, CA 92801.

THE EAVESDROPPER** ANTENNA. Your ear to the world's international shortwave broadcast bands (11 through 60 meters). Fully assembled. \$64.50 plus \$2.50 U.P.S. Literature available. Visa/Mastercharge. ANTENNA SUPERMARKET, Dept. PE11, Box 563, Palatine, IL 60067. (312) 359-7092.

C.B. EQUIPMENT

GET MORE CB CHANNELS AND RANGE! Frequency Expanding, boosters, speech processors, interference filters, how-to books, plans. Catalog \$1. CB CITY, Box 31500PE, Phoenix, AZ 85046.

PLANS AND KITS

FREE KIT Catalog contains Test and Experimenter's Equipment. Dage Scientific Instruments, Box 1054P, Livermore, CA 94550.

PRINTED CIRCUIT Boards from sketch or artwork. Kit projects. Free details. DANOCINTHS Inc., Dept. PE, Box 261, Westland, MI 48185.

LASERS HANDBOOK with burning, cutting. Ruby Reds, CO's complete plans, books, and parts. Send \$4.00 to: Famco, Dept. PE, Box 1902, Rochester, NH 03867.

TELEVISION ALIGNMENT — In minutes! Revolutionary, Inexpensive. Free Details. John Kozulko, Box 2702P, Clearwater, FL 33517.

EXQUISITE ELECTRONIC KITS for beginners and pros. Free brochure. LOGICAL SYSTEMS, 3314 'H' Street, Vancouver, WA 98663.

TESLA COIL — 40" SPARKS! Plans \$7.50. Information 75 cents. Huntington Electronics, Box 2009-P, Huntington, Conn. 06484.

PRINTED CIRCUIT BOARDS, send your sketches or artwork, kit projects. Quick Service. Free Estimates. ELECTRONIC DESIGN CONCEPTS, 2780 Skyline Circle, Memphis, TN 38127.

SPEAKERPLANS—Build ANY size speakers without special tools, experience. FOOLPROOF, illustrated instructions, parts sources. 80% SAVINGS! Rush \$4. SPEAKERPLANS, 334 Pursell, Phillipsburg, NJ 08865.

KIT BUILDERS DELIGHT — level controls, ferrite chokes, electrolytic caps, drivers, cabinets, crossovers, plans, car speakers, speaker closeouts below cost! \$2.00 for complete catalog. C.C.L. Enterprises, Inc., 30682 San Antonio St., Hayward, CA 94544. (415) 487-1144.

TOP QUALITY SPEAKERS AND KITS. Send \$1.00. Speaker Warehouse, 809 North Route 441, Hollywood, FL 33021.

DIGITAL FUEL GAUGE: 2½ digit, 10 LED scale. All parts, PCB layout, \$20.00; Digital Auto Compass/Plans \$4.50 each. TS RESEARCH, 970 South Anaheim Blvd., Suite 113, Anaheim, CA 92805.

SAVE MONEY!! Build your own wireless security system. P.C. Board, components, & complete drawings are supplied. ONLY \$89.95 POSTPAID, 30 DAY MONEY BACK GUARANTEE. DIGITEC, 301 Walnut St., Pottstown, PA 19464. (215) 327-2020.

BUILD YOUR OWN HOME STEREO LIGHT SHOW. 1800 watts. Easy, inexpensive. Information - stamped envelope, BELVA ELECTRONICS, PO Box 1730, Binghamton, New York 13902.

SOLAR ELECTRICITY Play transistor radios, tape recorders day or night without dry batteries. Plans \$2.50. GTE, 231 Portview Ave., Norfolk, Virginia 23503.

GIANT SCREEN TV projection system converts any television into 7-foot picture. Lens & instructions \$14.95. (Dealers welcome), Bell Video, 4616 Belair Rd., Baltimore, MD 21206.

TO RECEIVE COMMERCIAL FREE—unedited movies, night club acts, sporting events; Send \$9.95 for complete detailed, easy to follow plans, To: Amateur Microwave Antenna, Dyna-Comp Electronics, Dept. GF-1, P.O. Box 4181, Scottsdale, Arizona 85258.

ALARMS

Burglar-Fire Protection

Protect Your Life, Home, Business, Auto, etc.

• Our catalog shows how. Install your own alarm systems and devices and save \$\$\$\$.

We offer FREE write-in engineering service.

FREE CATALOG Lowest Prices on Reliable, High-Quality Alarm Systems and Devices

Burdex Security Co. Box 82802-PE Lincoln, Ne. 68501

POLICE DIALER \$29.95. Free burglar alarm equipment catalog. Sasco, 5619P St. John, Kansas City, MO 64123. (816) 483-4612.

BURGLAR, FIRE, CAR! Finest equipment! Save! Free Catalog. Refundable! AAS, 186A Oxmoor Road, B'ham, AL 35209.

LASER DIODE—Perimeter detector. Uses \$10.00 laser. Plans \$4.00. Stripline, 4210 Lullwood, Austin, TX 78722.

HIGH FIDELITY

DIAMOND NEEDLES and Stereo Cartridges at Discount prices for Shure, Pickering, Stanton, Empire, Grado, Audio Technica, Osawa, Satin and ADC. Send for free catalog. LYLE CARTRIDGES, Dept. P, Box 69, Kensington Station, Brooklyn, New York 11218. Toll Free 800-221-0906 9AM - 8PM except Sunday.

PERSONALS

MAKE FRIENDS WORLDWIDE through international correspondence, illustrated brochure free. Hermes-Verlag, Box 110660/Z, D-1000 Berlin 11, W. Germany.

PENFRIENDS — ENGLAND — USA, through correspondence. Send age, interests. Free reply. Harmony, Box IPE, Brooklyn, New York, 11223.

CORRESPONDENCE FOR FRIENDSHIP IN PHILIPPINES, MALAYSIA. Free information. AACC-(PE), Box 1542, Canoga Park, Calif. 91304.

TUBES

RADIO & T.V. Tubes — 49 cents each. Send for free Catalog. Cornell, 4213 University, San Diego, Calif. 92105.

ANTIQUE AND OBSOLETE TUBES \$1.00 to \$5.00. \$1.00 for list. Preller T.V., Augusta, AR 72006. (501) 347-2281.

TUBES: "Oldies", Latest. Supplies, components, schematics. Catalog Free (stamp appreciated). Steinmetz, 7519-PE Maplewood, Hammond, Ind. 46324.

TUBES-RECEIVING, Industrial and Semiconductors Factory Boxed. Free price sheet including TV, Radio and audio parts list. Transletronic, Inc., 1365 39th St., Brooklyn, New York 11218. Telephone: (212) 633-2800. Toll free: 800-221-5802.

HOBBIES

3 OLD LIBERTY HEAD NICKELS Only \$1.00. Issued before 1913. Limit 1 set. (Adults only). Plus price lists. Littleton Coins, HL-17, Littleton, NH 03561.

WANTED

GOLD, Silver, Platinum, Mercury, Tantalum wanted. Highest prices paid by refinery. Ores assayed. Free circular. Mercury Terminal, Norwood, MA 02062.

URGENTLY NEEDED 12AP4 (1803), and 9AP4 (1804) picture tubes for pre-war television sets. Also buying anything relating to pre-war television. Arnold Chase, 9 Rushleigh Road, West Hartford, Conn. 06117. (203) 521-5280.

GOVERNMENT SURPLUS

MANUALS for Govt Surplus radios, test sets, scopes. List \$1.00 (cash). Books, 7218 Roanne Drive, Washington, D.C. 20021.

SURPLUS JEEPS — \$19.30!! — CARS — \$13.50!! — 650,000 ITEMS!! — GOVERNMENT SURPLUS!! — Most COMPREHENSIVE DIRECTORY AVAILABLE tells how, where to buy!! — YOUR AREA — \$2. — MONEYBACK GUARANTEE!! — "Government Information Services", Department GE-51, Box 99249, San Francisco, California 94109.

"GOVERNMENT SURPLUS DIRECTORY." Buy 500,000 items (including Jeeps) . . . low as 2¢ on dollar! Most complete information available — \$2.00. Surplus Disposal, Box 19107-HK, Washington, DC 20036.

REPAIRS & SERVICES

TV TUNERS REBUILT. VHF or UHF only \$11.90. Send for free mailing kit. JW Electronics, Box 51A, Bloomington, IN 47402.

ALL T.V. TUNERS repaired \$11.95. Fast, quality work. MIKE'S T.V. TUNER SERVICE, Box 187, Bean Station, TN 37708. (615) 581-6393.

PRINTED CIRCUIT BOARD ASSEMBLY. Precision soldering, reasonable rates. Free info. Solderkraft, 647 Penryn Road, Manheim, PA 17545.

INSTRUCTION

UNIVERSITY DEGREES BY MAIL! Bachelors, Masters, Ph.D.'s. Free revealing details. Counseling, Box 317-PE11, Tustin, California 92680.

Be an ELECTRICIAN

Skilled Electricians Average Over \$11 an Hour

Learn at home in spare time with no previous experience. We encourage you to check on the job market in your area and send for employment success figures of our graduates. Learn installation, maintenance, construction, lighting, heating, air conditioning applications. Send for FREE FACTS.

Electrician's School, Dept. PDOAO
ICS Center, Scranton, PA 18515

ICS
SINCE 1909

LEARN WHILE ASLEEP! HYPNOTIZE! Astonishing details, strange catalog free! Autosuggestion, Box 24-ZD, Olympia, Washington 98507.

RADIO BROADCASTING: Become DJ, engineer. Start your own station — investment/experience unnecessary! Receive free equipment, records. Free details. Broadcasting, Box 130-A11, Paradise, CA 95969.

PASS FCC EXAMS

TESTS-ANSWERS FOR FCC FIRST AND SECOND CLASS COMMERCIAL LICENSE

The Original FCC Tests-Answers exam manual that prepares you at home for FCC First and Second class Radiotelephone licenses. Newly revised multiple-choice exams cover all areas tested on the actual FCC exam. Plus "Self-Study Ability Test." Proven! \$9.95 postpaid. Moneyback Guarantee.

COMMAND PRODUCTIONS
Radio Engineering Division

P.O. Box 26348 P
San Francisco, CA 94126

FETs - learn theory and practice. Send \$2.95 plus 50¢ handling. SDG Research, 3947 Delta, Rosemead, CA 91770.

LEARN ELECTRONIC ORGAN SERVICING at home. Completely revised course covers latest models including digital, LSI's, synthesizers, etc. NILES BRYANT SCHOOL, PO Box 20153, Sacramento, CA 95820.

MEDICAL ELECTRONICS TECHNOLOGY, home study. Troubleshoot medical instruments. University MDC, P.O. Box 124, Pinedale, CA 93650.

COLLEGE DEGREES BY MAIL! No classes. Fast. Economical. Accredited. FREE Revealing details. Success, Box 13151-R11, Columbus, Ohio 43213.

FOR INVENTORS

PATENT AND DEVELOP Your invention. Registered Patent Agent and Licensed Professional Engineer, Send for FREE PATENT INFORMATION every inventor should have. Richard L. Miller, P.E., 3612 Woolworth Building, New York, NY 10007. (212) 267-5252.

INVENTIONS WANTED

FREE CONSULTATION • NO IDEA TOO SMALL

Disclosure registration. Potential cash or royalties from manufacturers seeking new ideas. For free information on how to register your ideas. Call or write.

AMERICAN INVENTORS CORP.

59 Interstate Dr. Dept PE
West Springfield, MA 01089 (413) 737-5376
A Fee Based Service Company

NEW! "Patenting Your Invention Yourself", \$29.95. Guaranteed! Registered Practitioner, 7400 ZD, Washington, DC 20044. Invention Record Free!

INVENTORS Patent your invention. Free initial consultation. We are registered by the U.S. Government. VICTOR J. EVANS & CO., 4637 Eastern Ave. N.E., Washington, DC 20018. Since 1898.

CUSTOM PROTOTYPING from your ideas. Confidential. SUPER WIDGETS & Gizmos. (817) 387-2189.

IDEAS, INVENTIONS, new products wanted! Write for Kit-PE, IML, 701 Smithfield, Pittsburgh, PA 15222.

UNDERSTANDING PATENTS — booklet by Registered Patent Agent, + information sources list. \$5 to P.O. Box 638, Berkeley, CA 94701.

BUSINESS OPPORTUNITIES

I MADE \$40,000.00 Year by Mailorder! Helped others make money! Details 25¢. Torrey, Box 318-NN, Ypsilanti, Michigan 48197.

FREE CATALOGS. Repair air conditioning, refrigeration. Tools, supplies, full instructions. Doolin, 2016 Canton, Dallas, Texas 75201.

MECHANICALLY INCLINED individuals desiring ownership of Small Electronics Manufacturing Business — without investment. Write: BUSINESSES, 92-K2 Brighton 11th, Brooklyn, New York 11235.

MECHANICALLY INCLINED INDIVIDUALS

Assemble electronic devices in your home. Knowledge, or experience not necessary. Get started in spare time. Above average profits. \$300 - \$600/Wk possible. Sales handled by others. No investment — Write for free details.

ELECTRONIC DEVELOPMENT LAB
Box 1560PE, Pinellas Park, FL 33565

ERASE DEBTS with little-known law — create wealth! Details FREE — Blueprints, No. EE11, Box 100, LaGrangeville, NY 12540.

DIGITAL WATCH REPAIR — Learn to repair digital watches — provide service to jewelry and department stores — part time or full time. We supply training — equipment — replacement parts. Zantech, Inc., 77 Shady Lane, Trenton, NJ 08619. (609) 586-5088.

\$625/WEEKLY! Home mailing program. Free postage — supplies! — \$20 gift! Publishers, Box 8, Broken Arrow, OK 74012.

BORROW \$25,000 "OVERNIGHT." Any purpose. Keep indefinitely! Free Report! Success Research, Box 29263-GK, Indianapolis, IN 46229.

SPARE TIME FORTUNE in Vinyl Repair. Huge demand creates exceptional profits. We supply everything. Details free. VIP, 2012 Montrose, Chicago, IL 60618.

PROJECTION TV . . . Make \$200.00 + per evening assembling Projectors . . . Easy . . . Results equal to \$2,500 projectors . . . Your total cost less than \$15.00 . . . PLANS, LENS & Dealer's information \$14.00 . . . Illustrated information FREE . . . Macrocomcx, Washington Crossing, PA 18977.

BORROW \$30,000 without interest! Repay anytime. Write: Infobase, Box 1004 PE, New York, NY 10276.

YOU CAN RENT A ROBOT by the hour from Jerry Rebman Electronics if you live in the Houston, TX area. If you don't live in the area and can't afford to buy one of Jerry's radio-controlled robots (average price is \$3000), you can buy Jerry's book for \$50 and get construction details for building your own robot. The book gives full details for fabricating "Garcan," a radio-controlled robot that can be built into a steel garbage can. For more information, write: Jerry Rebman Electronics, 3530 Timmons Lane #155, Houston, TX 77027.

VCR OR VIDEODISC? According to a recent survey conducted by Venture Development Corp., more than two-thirds of consumers queried prefer one or the other system. Consumers who don't own video-playback equipment prefer VCRs to videodiscs by more than three to one, while about one-fifth of potential buyers want both systems. Another 23% express no preference but are certain that they would purchase only one of the two. The study also reveals that VCR owners have a greater interest in having both systems (almost 29%) than people who don't own a VCR. On the other hand, three out of five VCR owners express no interest in videodiscs.

A "TALKING" AUTOMOTIVE DIAGNOSTICS WARNING SYSTEM, employing speech synthesis technology, has been demonstrated in prototype form by National Semiconductor Corp. It takes inputs from a microcontroller and gives audible warning messages, such as "low fuel," "low brake fluid," etc. The system employs National's speech processor and memory device containing the words and phrases to be spoken. An actual recorded voice is A/D converted and its code is compressed by a factor of 100 and stored in a ROM for individual word or phrase playback through the speech processor chip. Speech quality is claimed to be comparable to that of a high-fidelity magnetic tape recording and is related to the number of bits of memory used to store the speech.

DISK INSURANCE is now being offered by Micro Lab, Highland Park, IL, to microcomputer users who buy its Data Factory product lines. The insurance-policy package is sold with two locked versions of the master diskette. Should a master become damaged or blown during the policy period, the policy holder can simply return the inoperative disk for immediate free replacement. In addition, if an update in the program occurs, policy owners will be notified and older versions will be revised free of charge. Cost of the insurance policy (not disks) is \$17.50 per year.

PAY-BY-PHONE IS A REALITY with Chase Manhattan Bank's "Bank-by-Phone" computer and a "Touch-Tone" telephone with * and # keys. Checking-account customers access the computer with a keyed-in personal account number and security code. Then, using the phone's "dial" buttons, the computer is instructed to pay the specific merchants you have in mind and how much. You can even check your account balance, cancel a call in midstream, and send an SOS to get help. No Touch-Tone phone? ... simply call, toll-free, and a Chase representative will relay bill-payment information to the computer.

UNCHECKED COMPUTER CRIMES may mean the loss of a billion dollars annually if The Federal Computer Systems Protection Act (S-240) is not passed says Philip R. Manuel, who drafted the legislation and is an investigative consultant in the area of white-collar crime. Computer crimes are now covered by "existing, but inadequate, laws dealing with crimes ranging from mail and wire fraud to obscene phone calls," observes Manuel. The new bill was drafted to put a clearer definition on computer crime and provide protection for computer systems of all types. It would also protect from fraud sophisticated electronic fund transfer systems. The bill was first introduced by Sen. Abraham Ribicoff (D-Conn.) in 1977, and was reintroduced in January 1979. It has prompted several states to pass similar legislation, but it is feared that the bill will die at the Federal level unless acted upon before Congress adjourns this Fall.

NATIONWIDE ELECTRONIC SERVICE FRANCHISING is the goal of a new company called "Tronics 2000" in Bloomington, IN. Sensing that the independent serviceman will be faced with increasing complexity and diversity in the future, the company intends to sell franchises to provide technical assistance through training courses, updated business techniques, national and local advertising, and volume buying. The headquarters will contain graphic arts and training departments, and a supervisor for every five franchises.



UL Listed

For less than \$25, hire a full time Night Sentry to protect your home.

Night Sentry puts electronic timed lighting control where it belongs: on the wall...

Most home security experts agree that one of the most effective deterrents to intruders and burglars is lighting that creates the "lived-in" look while you're away. Now the new Dynascan Night Sentry enables you to easily achieve that lived-in look. Using a micro-computer that does the work of more than 10,000 transistors, it provides automatic control of indoor or outdoor light fixtures, including porch, post, kitchen, bathroom, and bedroom lights.

The amazing micro-computer's "memory" permits automatic self-programming (just use the Night Sentry as a conventional light-switch—after 24 hours, your pattern of light use will be repeated daily thereafter.) You also can program it manually in a matter of seconds! Up to 48 ON-OFF settings per 24-hour period are possible. Installs in minutes with only a screwdriver.

Comparison Chart

FEATURE	NIGHT SENTRY	OTHER TIMERS
1. Automatic programming	YES	NO
2. Manual programming	YES	YES
3. Built-in microprocessor/memory	YES	NO
4. Solid-state reliability	YES	NO
5. Silent operation (no motor)	YES	NO
6. 48 "ON-OFF" selections	YES	SOME MODELS
7. Variable "ON-OFF" times	YES	SOME MODELS
8. Easy pushbutton override	YES	NO
9. Easy 2-wire installation	YES	NO
10. Fits any single or multiple switch box	YES	NO
11. Usable with most standard or decorator switch plates	YES	NO
12. Attractive "low-profile" decorator styling	YES	NO
13. "Soft-start" triples bulb life	YES	NO
14. Available in 3-way model	YES	NO
15. Available in table model with dimmer	YES	NO

Check these "never-before-available" features: No clock motor or gears to become noisy; easy override of program to use as conventional ON-OFF switch (no fumbling behind or under furniture to locate an override button); built-in variability of ON-OFF times to confuse intruders or burglars "casing" your home; usable in single or gang switch boxes; uses existing standard or decorator switch plates; available in 3-way version. Also available: table top model for controlling lamps plugged into wall outlets.

Visit your local hardware, home center, or department store and see the new Night Sentry. Suggested retail price under \$25.

NIGHT SENTRY Timed Light Control

From the people who brought you COBRA Radios and Cordless Telephones

Write for color brochure.

DYNASCAN CORPORATION 
6466 W. Cortland St., Chicago, IL 60635

CIRCLE NO. 78 ON FREE INFORMATION CARD

Introducing a totally new concept in stereophones.

The new Koss HV/X high velocity stereophone represents a remarkable breakthrough in hear-thru stereophone design and performance. For the first time, Koss engineers have been able to create a lightweight, hear-thru stereophone that combines the transparency of high velocity phones with the superior bass performance of closed-type phones. The result is a breathtaking musical experience.

CONTOURED VARIABLE-DENSITY EARCUSHIONS

While most lightweight, hear-thru stereophones have earcushions that fit against the ear, the new Koss HV/X features a unique, contoured, variable-density cushion that fits around the ear. Not only does this unique earcushion design create a far more comfortable stereo-
phone but it has also allowed Koss engineers to create a dramatically better element



design as well.

These new variable-density earcushions are made up of a very porous material that is acoustically transparent at the perimeter of the earcushion yet compressed toward the center region. This varies the pattern of acoustic resistance over portions of the earcushions creating the proper seal for specific bass frequencies while al-

lowing the flow of middle and high frequencies at the perimeter of the earcushions.



LIGHTWEIGHT ELEMENT

The uniqueness of the new variable-density earcushions made it possible

for Koss engineers to design a lightweight element that reproduces a Sound of Koss you have to hear to believe. Incredibly, even though the overall weight of the element was reduced, Koss engineers were able to develop a magnet with enough magnetic density to drive an extra large diaphragm. With a response range of 15 to 35,000 Hz, the new Koss HV/X will drive you into ecstasy and our competitors nuts.

HEARING IS BELIEVING.

Slip into the new Koss HV/X or HV/XLC with volume/balance controls at your audio dealer soon. You'll like the best of both worlds: the open, airy, up-front sound of hear-thru stereophones and the deep, rich bass performance of closed-type stereophones.

And while you're with your audio dealer, listen to our full line of Koss stereophones and CM loudspeakers. There's no sound quite like the Sound of Koss.

For more information on the HV/X, our full line of stereophones and loudspeakers or our new Koss K/4DS digital delay system, write c/o Virginia Lamm.



Koss HV/XLC

KOSS® stereophones/loudspeakers
hearing is believing™