

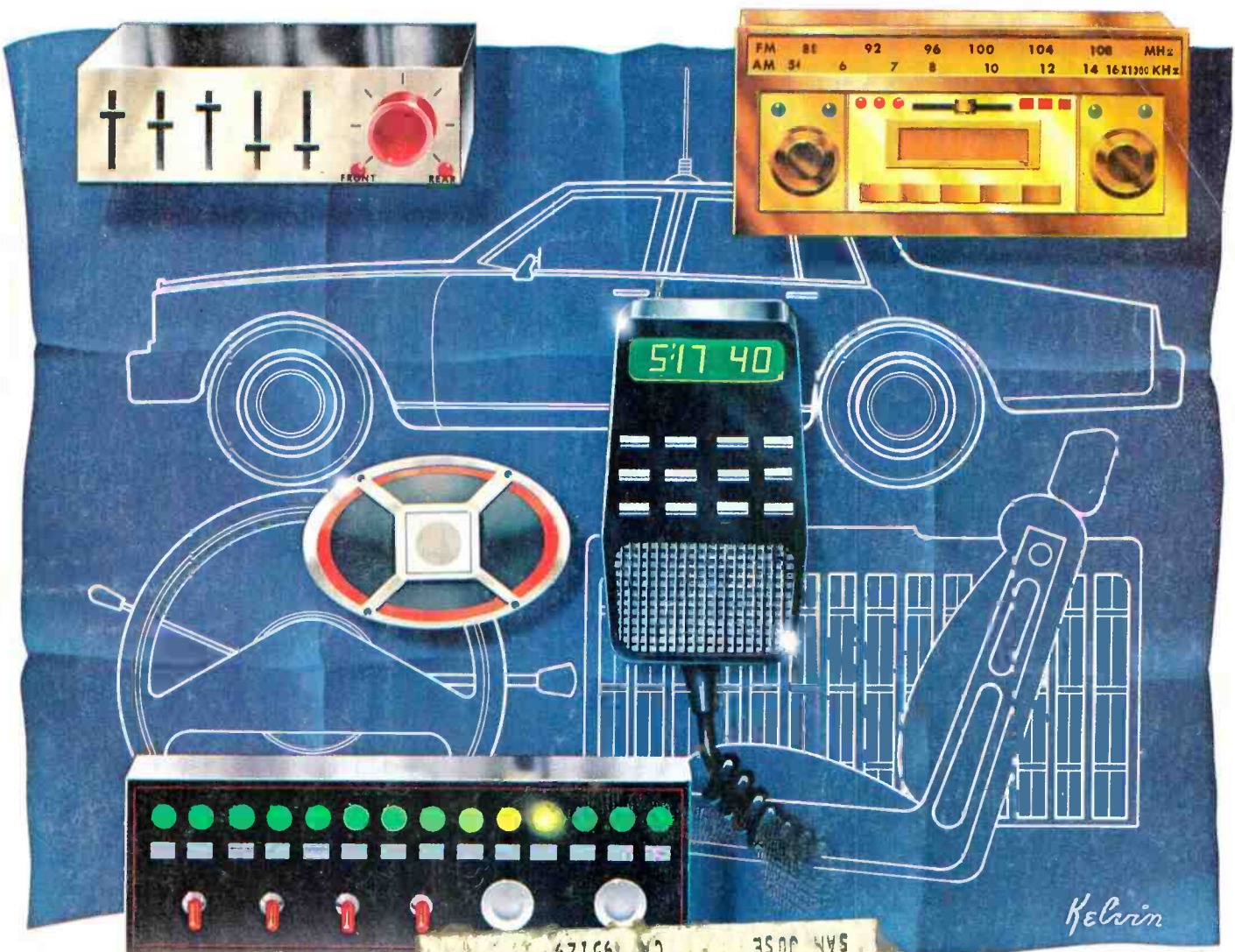
# Popular Electronics®

WORLD'S LARGEST-SELLING ELECTRONICS MAGAZINE

JUNE 1979/\$1.25

**Pulse-Width Modulation Controls Motor Speed**  
**A Simple, Adjustable Bench Power Supply**  
**Electronically Simulated Ocean-Surf Sound**

**Special Focus on Car Stereo & CB Radio**



Popular Electronics

**Tested  
In This  
Issue**

L DARNELL JR  
6450 WYRTLEWOOD DR  
SAN JOSE CA 95129  
06  
303196 DRX 6450M090 141C NOV79

**ereo Headphones  
peaker System  
ynaco Stereo 150 Basic Power Amplifier**



# Quartz lock meets linear drive.

When Fisher introduced our radically new linear drive turntable two years ago, it was hailed as the most important advance in turntables since direct drive.

But now we've taken linear drive to a new level of performance, by combining it with a sophisticated quartz-locked speed control. Presenting the MT6250 Studio Standard turntable—we think the world's finest.

The MT6250 uses the same 120-pole linear motor direct drive system that has been thoroughly proven in other Fisher turntables. This system uses three precisely phased drive coils to propel a 120-pole magnetic strip encircling the turntable platter. And it is so elegantly simple and smooth that it would be difficult to improve upon. The overlapping drive pulses and large number of poles (compared with 12 or 16 in conventional direct drive systems) assure almost perfect smoothness,



freedom from "cogging," and lower wow & flutter.

For speed stability, Fisher engineered a unique, quartz crystal-controlled, phase locked loop speed servo. The servo electronically monitors the rotation of the platter thousands of times every minute, and keeps it locked in perfect sync with the crystal oscillator. This system is so stable that speed variation of the MT6250 is practically zero.

Of course, the rest of the MT6250 lives up to the perform-

ance standards set by its drive system. The fully-counterbalanced tonearm easily handles virtually any cartridge, and provides the convenience of automatic return and shutoff at end of record, or when reject is actuated. Built into the beautifully finished base are adjustable leveling feet and a bubble level which doubles as a stylus overhang gauge.

If you want the best performing turntable money can buy, see and hear the Fisher MT6250 at \$300.\*

Quartz lock meets linear drive now at selected audio dealers or the audio department of your favorite department store. Don't miss the action.

\*Manufacturer's suggested retail value. Actual selling price determined solely by the individual Fisher dealer.

New guide to buying high fidelity equipment. Send \$2 for Fisher Handbook, with name and address to Fisher Corp., Dept. H, 21314 Lassen St., Chatsworth, CA 91311.

 **FISHER**


The first name in high fidelity.®



MT6250

© 1979 Fisher Corp., Chatsworth, CA 91311


CIRCLE NO. 17 ON FREE INFORMATION CARD



*This \$20 pager can control 16 of either your appliances or your lights. There's no installation required and the complete story is explained below.*



# Space Pagers



*Control your entire home from your pocket with the world's first micro electronic remote Space Pager.*

You're in bed. It's late at night and you're watching TV. It's time to shut off your TV, so you reach for a remote control device, press a button, and off it goes.

That's not unusual. But what is about to invade the typical American home will be.

## ELECTRONIC PAGING

Scientists have developed the technology to individually page any light or electrical appliance in your home and command it to go on or off from a device that fits in your pocket.

Remote paging requires no special home installation since it utilizes your existing household wiring system and small inexpensive modules that plug into your wall outlets.

The system is also very inexpensive. It costs less than \$14 per module to control any light or appliance, and less than \$100 for a complete paging system.

## HERE'S HOW IT WORKS

You press a number on a calculator-type keyboard that sends out a digital signal picked up by the electrical wiring system in your home.

The digital signal pages only those wall modules set to the number you keyed. If you page a light, for example, you can also page it to turn on, off, or you can even dim it (just like the dimmer switch you have on your wall). You can page an appliance such as your coffee maker or toaster to turn either on or off. There are up to 16 different electrical devices you can control with your pager.

## WHAT IT WILL DO

Remote space paging will perform many useful functions that will quickly pay for your modest investment.

**Security** From your bed, you can turn on all the interior lights, your exterior lights, and sound an alarm to warn your neighbors.

**Convenience** Wake up in the morning, turn on your coffee maker, the TV and all your lights from the convenience of your bed.

Because it is so easy to use and so inexpensive, you can start with just a few modules and

expand later. There are modules that plug into your outlets, and modules that replace your present wall switches.

To make space paging work, you need a device to generate the digital code and transfer the signal to your household wiring. There are two systems available to do this:

**Direct-Controlled** The direct system consists of a control unit at \$39.95. The control unit is plugged into the wall and placed by your bed or at any location you select. To open, close, or dim a light, you press the appropriate number and press the function you want to perform. You also have the option of using the system with a remote ultrasonic pager. You point the ultrasonic pager at the control unit and enter the command. The remote pager lets you move about a room or area and is an optional accessory of the direct system at only \$19.95.

**Timer-Controlled** The timer-controlled unit consists of a digital clock and a memory. You can program the exact time you want each light or appliance to turn on or off. You also have a "dynamic living pattern" switch which controls the lights randomly and automatically to make it look like you are home while you are away or on vacation. You can now have your TV wake you up, your coffee started, and even your car warmed up in a set sequence every morning. It's like having your own invisible robot.

Let's say you're in the living room and the lights are plugged into the modules and the control unit is in the bedroom. No problem. You can override the system by turning the lights on or off manually at your lamp switch.

You can inexpensively expand the system by adding more modules. If you want to control your lighting from two locations, order another control unit. You can always expand your system.

Once you've turned your bedroom into a paging command center, there is one more expansion possibility: the timer-controlled system which will be available for approximately \$50 in the fall of 1979. JS&A

customers will be advised first of its availability.

JS&A is America's largest single source of space-age products. We back the system with a prompt service-by-mail facility, a one year limited warranty and a 30-day trial period. If you're not completely satisfied, simply return the system within 30 days for a prompt and courteous refund.

Space paging will bring you freedom, security, convenience, and peace of mind. It will save you steps, time, and money. Finally, right from your bed, you can control your entire home's electronics—something that only a thousand dollar home computer could have done until the Space Pager was developed.

## TRY THE SYSTEM NOW


We recommend that you purchase a series of modules, wall switches, and the direct system. A good starter package consists of one plug-in module for a plug-in light at \$13.95, two modules for appliances at \$14.95 each, one wall switch for \$14.95, and the control unit for \$39.95. The total cost for the package is \$98.75 complete. If you wish to order the remote pager, it costs \$19.95. Postage and handling is only \$2.50 for each order no matter how many modules or receiving control units you purchase. (Illinois residents please add 5% sales tax.) Credit card buyers may call our toll-free number below.

Let space-age technology turn your house into a home of the future. Order your Space Pager system at no obligation, today.

**JS&A** PRODUCTS  
THAT THINK

Dept. PE One JS&A Plaza  
Northbrook, Ill. 60062 (312) 564-7000  
Call TOLL-FREE ..... 800 323-6400  
In Illinois Call ..... (312) 564-7000  
©JS&A Group, Inc., 1979

# Value where it counts.



Count up to 550 MHz or more, count down to \$69.95\* Smaller size, lower prices and professional accuracy help make CSC portable frequency counters the best in the business.

**MAX-550** lets you count up to 550 MHz on your fingers! This amazing counter is as small as some pocket calculators, yet offers continuous six-digit readings from 30 KHz to 550 MHz, updated six times a second to speed your work. Battery powered, it's just \$149.95\*.

**MAX-100** measures down to the last Hertz from 20 Hz to past 100 MHz, displaying the count on eight big 0.6" LED digits. It's battery operated, portable, and perfect for professional precision applications — and just \$134.95\*.

**MAX-50** in its calculator-sized case lets you

grab a hold of 100 Hz to 50 MHz and displays the count on six bright LED digits. Its accessory mini-whip antenna even lets you pick up RF fields when a cable is inconvenient. And it's a speed reader, with six updates per second. All for just \$69.95\*.

**PS-500** is our very capable Buffered Prescaler, which extends the range of almost any frequency counter ten times, up to 500 MHz. Its buffered 400 mV output can drive even tired old counters reliably. And you can add this extra capability for just \$59.95\*.

We have a full line of accessories, too, including cables, battery charger/eliminators and more.

From audio to UHF, microprocessor to radio control, whatever your application, you can count on CSC frequency counters for performance — and value — where it counts.

70 Fulton Terr., New Haven CT 06509 (203) 624-3103, TWX 710-465-1227  
 OTHER OFFICES San Francisco (415) 421-8872, TWX 910-372-7992  
 Europe CSC UK LTD Phone Saffron-Walden 0799-21682, TLX 817477  
 Canada Len Finkler Ltd, Ontario

CONTINENTAL SPECIALTIES CORPORATION




Call toll-free for details  
**1-800-243-6077**

**Smarter tools for testing and design.**

\* Suggested U.S. resale. Available at selected local distributors. Prices, specifications subject to change without notice. © Copyright 1979 Continental Specialties Corporation  
 CIRCLE NO. 12 ON FREE INFORMATION CARD





About the cover:

This issue's special editorial focus reflects the growing use of car stereo and communication equipment in mobile environments.

Cover Art by George Kelvin

**JOSEPH E. MESICS**  
Publisher

**ARTHUR P. SALSBERG**  
Editorial Director

**LESLIE SOLOMON**  
Technical Director

**JOHN J. McVEIGH**  
Technical Editor

**JOHN R. RIGGS**  
Managing Editor

**HAROLD A. RODGERS**  
Senior Editor

**ALEXANDER W. BURAWA**  
Features Editor

**EDWARD I. BUXBAUM**  
Art Director

**ANDRE DUZANT**  
Technical Illustrator

**CARMEN VELAZQUEZ**  
Production Editor

**RUTH POLSKY**  
Editorial Assistant

Contributing Editors  
Hal Chamberlin, Lou Garner, Glenn Hauser  
Julian Hirsch, Ralph Hodges, Forrest Mims

**JEFF NEWMAN**  
Assistant to the Editor

**LINDA BLUM**  
Advertising Service Manager

**MARIE MAESTRI**  
Executive Assistant

**EDGAR W. HOPPER**  
Publishing Director

## Special Focus on Mobile Sound and CB

<b>A SYSTEMS APPROACH TO CAR STEREO/</b> Harold A. Rodgers _____	41
<i>Matching your car and audio components for the best sound.</i>	
<b>POLARITY PROTECTION FOR MOBILE EQUIPMENT/</b> Robert J. Traister _____	49
<i>Simple circuit protects equipment if power leads are inadvertently reversed</i>	
<b>ELECTRONIC SIGNAL-SEEKING CAR RADIOS—HOW THEY WORK/</b> Joseph J. Carr _____	51
<b>TUNE YOUR CB ANTENNA WITH A FIELD-STRENGTH METER/</b> Robert J. Traister _____	59

## Feature Articles

<b>CONTROLLING DC POWER WITH PULSE-WIDTH MODULATION/</b> Rodney A. Kreuter _____	62
<i>Provides important advantages over variable-voltage techniques.</i>	
<b>DETERMINING "555" DUTY CYCLES/</b> Brian Walmann _____	68
<b>MICROCOMPUTER I/O BOARD BUYING DIRECTORY/</b> Staff _____	76
<b>CALCULATING CAPACITIVE REACTANCE MADE EASY/</b> Arthur F. Block _____	79
<b>ANTENNA MATCHING QUIZ/</b> Robert P. Balin _____	80
<b>ENGLISH BROADCASTS AUDIBLE IN NORTH AMERICA/</b> Glenn Hauser _____	87

## Construction Articles

<b>BUILD THE SURFER/</b> Maynard Graden _____	64
<i>Simulates surf, rain, or white noise to provide tranquil background.</i>	
<b>A SIMPLE PRECISION POWER SUPPLY FOR YOUR WORK BENCH/</b> Fran Hoffart _____	69
<i>Delivers up to 1.5 A at 1.25 to 33 V with excellent regulation</i>	
<b>BUILD A PAIR OF "LAZY-LEADS"/</b> Gene Francisco _____	78

## Columns

<b>STEREO SCENE/</b> Ralph Hodges _____	20
<i>On Facing the Music.</i>	
<b>EXPERIMENTER'S CORNER/</b> Forrest M. Mims _____	81
<i>The Digital Comparator.</i>	
<b>HOBBY SCENE/</b> John J. McVeigh _____	85
<b>COMPUTER BITS/</b> Leslie Solomon _____	91
<i>Two New Graphic Systems.</i>	
<b>SOFTWARE SOURCES/</b> Leslie Solomon _____	94
<b>PROJECT OF THE MONTH/</b> Forrest M. Mims _____	95
<i>Binary Hi-Lo Game.</i>	

## Julian Hirsch Audio Reports

<b>DYNACO STEREO 150 POWER AMPLIFIER KIT</b> _____	26
<b>KOSS CM/530 "MIRROR IMAGE" BOOKSHELF SPEAKER SYSTEM</b> _____	31
<b>STANTON "OPEN-AIR" DYNAPHASE 35 STEREO HEADPHONES</b> _____	32

## Electronic Product Test Report

<b>CONTINENTAL SPECIALTIES PS-500 PRESCALER</b> _____	86
---	----

## Departments

<b>EDITORIAL/</b> Art Salsberg _____	4
<i>Electronic Parts Dearth.</i>	
<b>LETTERS</b> _____	6
<b>NEW PRODUCTS</b> _____	8
<b>NEW LITERATURE</b> _____	14
<b>OPERATION ASSIST</b> _____	109

POPULAR ELECTRONICS (ISSN 0032-4485): Published monthly by Ziff-Davis Publishing Company, at One Park Avenue, New York, N.Y. 10016. Philip B. Korsant, President, Selwyn Taubman, Treasurer, Philip Sine, Secretary. One year subscription, U.S. and Possessions, \$13.00; Canada, \$16.00; all other countries, \$18.00, cash orders only, payable in U.S. currency. COPYRIGHT © BY ZIFF-DAVIS PUBLISHING COMPANY. ALL RIGHTS RESERVED.

ZIFF-DAVIS PUBLISHING COMPANY  
Editorial and Executive Offices  
One Park Avenue, New York, New York 10016  
212-725-3500

Joseph E. Mesics (725-3568)  
John J. Corton (725-3578)  
Bonnie B. Kaiser (725-3580)

Midwestern Office  
Suite 1400, 180 N. Michigan Ave.,  
Chicago, IL 60601 (312-346-2600)  
Midwest Representative: Buzz Vincent

Western Office  
9025 Wilshire Boulevard, Beverly Hills, CA 90211  
213-273-8050;

Western Representative: Norm Schindler  
7050 Owensmouth Ave., #209  
Canoga Park, CA 91303 (213-999-1414)

Japan: James Yagi, Oji Palace Aoyama;  
6-25, Minami Aoyama, 6 Chome, Minato-Ku,  
Tokyo, 407-1930/6821, 582-2851

ZIFF-DAVIS PUBLISHING COMPANY

Philip B. Korsant, President  
Furman Hebb, Executive Vice President  
Phillip T. Heffernan, Sr. Vice President  
Edward D. Muhlfield, Sr. Vice President  
Phillip Sine, Sr. Vice President, Secretary  
Lawrence Sporn, Sr. Vice President, Circulation and Marketing  
Baird Davis, Vice President, Production  
George Morrissey, Vice President  
Sydney H. Rogers, Vice President  
Sidney Holtz, Vice President  
Albert S. Traina, Vice President  
Paul H. Chook, Vice President  
Edgar W. Hopper, Vice President  
Robert N. Bavier, Jr., Vice President  
Selwyn Taubman, Treasurer

W. Bradford Briggs, Vice Chairman

ZIFF CORPORATION

William Ziff, Chairman  
I. Martin Pompadur, President  
Hershel B. Sarbin, Executive Vice President

POPULAR ELECTRONICS, June 1979, Volume 15, Number 6. Published monthly at One Park Avenue, New York, NY 10016. One year subscription rate for U.S. and Possessions, \$13.00; Canada, \$16.00; all other countries, \$18.00 (cash orders only, payable in U.S. currency). Second Class postage paid at New York, NY and at additional mailing offices. Authorized as second class mail by the Post Office Department, Ottawa, Canada, and for payment of postage in cash.

POPULAR ELECTRONICS including ELECTRONICS WORLD, Trade Mark Registered. Indexed in the Reader's Guide to Periodical Literature.

COPYRIGHT © 1979 BY ZIFF-DAVIS PUBLISHING COMPANY. ALL RIGHTS RESERVED.

Ziff-Davis also publishes Boating, Car and Driver, Cycle, Flying, Popular Photography, Skiing, Stereo Review, Electronic Experimenter's Handbook, Tape Recording & Buying Guide, Stereo Directory & Buying Guide, and Communications Handbook.

Material in this publication may not be reproduced in any form without permission. Requests for permission should be directed to Jerry Schneider, Rights and Permissions, Ziff-Davis Publishing Co., One Park Ave., New York, NY 10016.

Editorial correspondence: POPULAR ELECTRONICS, 1 Park Ave., New York, NY 10016. Editorial contributions must be accompanied by return postage and will be handled with reasonable care; however, publisher assumes no responsibility for return or safety of manuscripts, art work, or models.

Forms 3579 and all subscription correspondence: POPULAR ELECTRONICS, Circulation Dept., P.O. Box 2774, Boulder, CO 80302. Please allow at least eight weeks for change of address. Include your old address, enclosing, if possible, an address label from a recent issue.

The publisher has no knowledge of any proprietary rights which will be violated by the making or using of any items disclosed in this issue.



## Editorial

### ELECTRONIC PARTS DEARTH

"Water, water everywhere, and not a drop to drink . . ." is not actually analogous to the position that electronics experimenters are in where electronic parts are concerned. But we all feel the tightening of parts availability amidst a sea of components being sold for consumer electronics and commercial and military equipment.

Sure, Sprague and others are enjoying a banner year in the production of electronic components. But how many parts being popped out by automatic machines are for one-piece-at-a-time sale? Unfortunately, more and more manufacturers are dropping manufacture of commonplace, low-cost semiconductors and other devices to concentrate on higher-ticket IC's, especially microprocessors. Along these lines, capacitor makers in Japan are moving the manufacture of low-cost components to Southeast Asia, while concentrating at home on more expensive items.


Of special interest, Motorola recently discontinued its Hobbyist and Experimenter Program (HEP) line of parts. Some good (for electronics hobbyists) may come out of it, though. The company is expanding distribution of its Maintenance and Repair Operations (MRO) line. I understand that there will be about 1,000 devices, and that the bagged products will initially be marked with a HEP number as well as a device number. Moreover, retail prices will remain the same, while distributor prices will be reduced. Hopefully, this will be sufficient motivation for distributors to carry more product types. GC Electronics, too, has exhibited great interest recently in expanding its Calectro line of electronic devices.

Even kit suppliers report an increasingly difficult time in gathering all parts required; some of the larger companies, in fact, cut back on kit models owing to this problem. And that's why there are times when direct-mail suppliers of parts, such as companies in our "Electronics Market Place" section, are sometimes forced to backorder some items, much to the chagrin of purchasers. Truly, it sometimes cannot be helped owing to forces beyond their control. In trying to reach a minimum-dollar mail-order purchase, therefore, it would be wise to add some widely used transistors and chips that can be stored away in the junkbox for future applications.

The law of supply and demand will take over, I believe, and some bright component makers will recognize a growing vacuum and fill the void. That might be nirvana for many of us. If it's any consolation, toy makers who entered the electronic-toy market were shocked to learn of the long lead times required to get all their necessary components. With up to 26 weeks delivery time cited, they're still dazed.



# The Personal Computer Line by OHIO SCIENTIFIC

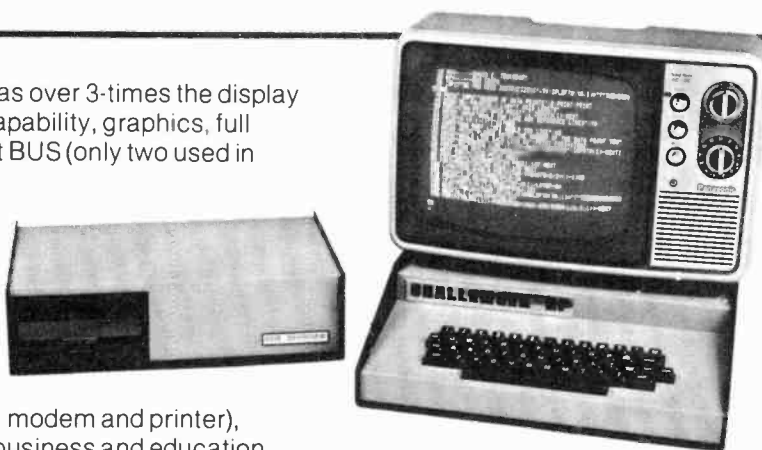


**C1P: \$349!** A dramatic breakthrough in price and performance. Features OSI's ultra-fast BASIC-in-ROM, full graphics display capability, and large library of software on cassette and disk, including entertainment programs, personal finance, small business, and home applications. It's a complete programmable computer system ready to go. Just plug-in a video monitor or TV through an RF converter, and be up and running. 15K total memory including 8K BASIC and 4K RAM — expandable to 8K.

**C1P MF: \$995!** First floppy disk based computer for under \$1000! Same great features as the C1P plus more memory and instant program and data retrieval. Can be expanded to 32K static RAM and a second mini-floppy. It also supports a printer, modem, real time clock, and AC remote interface, as well as OS-65D V3.0 development disk operating system.

**C2-4P: \$598!** The professional portable that has over 3-times the display capability of 1P's. Features 32 x 64 character display capability, graphics, full computer type keyboard, audio cassette port, and 4 slot BUS (only two used in base machine). It has 8K BASIC, 4K RAM, and can be expanded to 32K RAM, dual mini-floppies and a printer.

**C2-4P MF: \$1599!** It's a big personal computing mini-floppy system at a special package price. Contains the famous C2-4P microcomputer with 20K static RAM, 5" mini-floppy unit for instant program and data loading, RS-232 circuitry (for optional modem and printer), and four diskettes featuring exciting games, personal, business and education applications.



**C2-8P: \$799!** The personal class computer that can be expanded to a full business system. Has all the features of the C2-4P plus an 8 slot BUS (3-times greater expansion ability than the C2-4P). Can be expanded to 48K RAM, dual floppies, hard disk, printer and business software.

**C2-8P DF: \$2599!** A full business system available at a personal computer price! The system includes the powerful C2-8P microcomputer (32K RAM expandable to 48K), dual 8" floppy unit (stores 8-times as much information as a mini-floppy), and 3 disks of personal, educational and small business applications software. Has all the capabilities of a personal system including graphics plus the ability to perform Accounting, Information Management, and Word Processing tasks for small business. Contact your local Ohio Scientific dealer

All prices, suggested retail

## OHIO SCIENTIFIC

America's largest full-line microcomputer manufacturer  
1333 S. CHILLICOTHE RD., AURORA, OHIO 44202 (216) 562-3101

\* Monitors and cassette recorders not included. Ohio Scientific offers a combination TV/Monitor (AC-3P) for \$115.

CIRCLE NO. 39 ON FREE INFORMATION CARD

AmericanRadioHistory.Com



# STRONG.

**Your A P Jumper isn't just crimped, it's fused together for keeps.**

You can't pull one of our assemblies apart on purpose, much less by accident. Not without tools.

It's because we don't just crimp them together like other jumper makers, we mold our connectors to the flat ribbon cable. And after they're fused together, we test each assembly to make sure it's in perfect working order.

All of this means you're not going

to be bugged by gaps or shorts. Not with A P Jumpers. Not even after repeated use. They're the world's most dependable way to jumper within PC boards and interconnect between PC boards, backplanes and motherboards.

If your application involves sockets, card edge or DIP connectors, you'll find your A P dealer has the contacts and lengths you need.


Who's your dealer? Phone (toll-free) 800-321-9668. And ask for the complete A P catalog, The Faster and Easier Book.



**A P PRODUCTS  
INCORPORATED**

Box 110A • 72 Corwin Drive  
Painesville, Ohio 44077  
Tel. 216/354-2101  
TWX: 810-425-2250

**Faster and Easier is what we're all about.**



## Letters

### GEM OF A FIND

Your "Special Focus On Speakers" in the March 1979 issue is the most complete and understandable reference I've come across. Well done! What was surprising was to find such a focus in POPULAR ELECTRONICS and not some publication devoted solely to audio and high-fidelity sound. —*Rod Sweetland, Sacramento, CA.*

### GARAGE DOOR CLOSER CAUTION

The design of the door closer ("An Automatic Garage-Door Closer" March 1979) is creative and simple but presents some risks. Most garage-door-opener manufacturers tell you not to allow unattended operation. The possibility of an obstruction or jamming of the motor can be serious. The auto-reversing feature will normally trip at about 5 to 10 lb of resisting force at midtravel. But as the door nears the final few inches of travel, the toggle effect of the operating arm can produce forces in excess of 100 lb. An improperly adjusted sense mechanism is even worse. A digitally coded transmitter/receiver is a better solution. —*Mark L. Shaw, Mesa, AZ.*

### PE IS "TOPS"

I was so impressed with your March 1979 Editorial that I decided to write and congratulate you on the accuracy of your "comprehensive study of POPULAR ELECTRONICS subscribers." I'm a chemist, but in our field we make use of the latest in electronics technology. The most interesting way to keep on "top" is to read your magazine. There are always articles we can use in analytical chemistry. Thanks for the effort to find out who your readers are. (I'm 28 years old with a B.S. and M.S. from Oregon State U.)—*Dick D. Wilson, Columbia, MO.*

### RAM TITLE ERROR

When you listed on the April cover and in the Table of Contents a "Buying Guide to Microcomputer I/O Boards," I was surprised to find that the list actually covered RAM boards. What happened?—*M. I. Leavey, Randallstown, MD.*

We could say, "April Fool," but regrettably RAM boards were substituted at the last moment owing to a space problem and the title inadvertently remained I/O (see this issue's I/O Board Buying Guide).—*Ed.*



# Truth Computer

*Can a voice stress analyzer tell if someone is telling the truth? It can and it can't. Here's the true story.*



*This \$250 unit represents a major breakthrough in voice stress technology.*

By David D. Harrison

There is no device that can tell you if somebody is telling the truth. Not even a lie detector.

Lie detectors (or polygraph machines) simply detect stress, but it takes a competent professional polygraph examiner to interpret the results.

The same goes for voice stress analyzers. Voice stress analyzers will detect stress in a person's voice, but there are three types of voice stress and only one type is caused by not telling the truth.

## EASIER TO USE

But voice stress analyzers are easier to use than the polygraph machines. A polygraph machine obtains four separate readings from a subject who is strapped into a chair and obviously aware of the test, whereas the voice stress analyzer uses one reading from a subject who may be unaware of the test.

It is therefore easier to obtain and interpret the results from a voice stress analyzer and with the proper instruction, a person can be trained to differentiate between the three types of voice stress.

## TRUTH IS COSTLY

The problem with most voice stress analyzers is that they are costly—from \$800 to \$4,000. To make them appear more costly, manufacturers have added tape recorders, graph-producing devices and elaborate carrying cases, and some have even taken out full-page national color advertisements.

There is a voice-stress analyzer that I personally helped design and there is no mysterious secret about its low price of \$250 either. First let me explain the principle of voice stress analysis and why my unit is priced so low.

## PRINCIPLE OF VOICE STRESS

When you are relaxed and talk, your vocal chords vibrate at a certain frequency and produce voice tremors. But your vocal chord is a muscle and like any other muscle in your body, when you're tense, the muscle exhibits stress, tightens up and squelches these voice tremors. Voice stress analyzers detect the absence of these voice tremors.

Voice stress analysis was first discovered during World War II. Two OSS officers noticed that when a subject was under mental stress, the central nervous system surrendered

muscular control to the involuntary or automatic nervous system, which squelched the voice tremors. The OSS men then set up a company to manufacture and market devices which could detect stress and which are still used by intelligence groups throughout the world.

Since the tremor is really a frequency, by developing a system to detect and amplify this frequency, similar to an FM receiver, you can indeed determine stress.

When I first analyzed the market I saw the serious manufacturers and the usual fast-buck artists. Any new emerging industry has both. But my investigation revealed that both elements had problems.

## TO KEEP COSTS LOW

The serious manufacturers could not produce large quantities to keep their prices low nor did they want to and the fast-buck artists were ruining the reputations of the very serious people in the industry.

I realized that the basic system was nothing more than a very sophisticated FM receiver. I also realized that I could produce that system to sell for \$250. But something was missing.

In order for any of these systems to work, you required training. So I developed a training course that is sent free with each analyzer I sell. With the proper training and my unit you can indeed determine more accurately the nature and the cause of voice stress and you can then intelligently draw your own conclusions.

## 12 PATENT CLAIMS

My unit uses the highest quality components and I've personally checked it against units selling for up to \$4,000. It works as accurately as some of the higher priced units on the market.

There are over 12 patent claims that were allowed for our unit so not only is it a quality product, it is quite unique. Other units measure the AM component of a voice whereas my system measures the FM component. The signal is cleaner and easier to define. My unit comes with a direct input jack for a microphone or tape recorder. You can therefore record conversations and then play them back later for analysis.

## THE NEW MORALITY

There's a new morality in this country. Ask

any professional polygraph examiner. Years ago, it was unusual to find an employee stealing from you. Today it's almost part of the job. In fact, most theft from retail store owners is not from shoplifting, but from employees who feel that it's one of the store benefits.

There is a great moral controversy raised by the sale of voice stress analyzers. Is it immoral to determine whether or not someone is lying to you? We like to look at it the other way. Is it moral for somebody to lie to you in the first place? If people treat you fairly and honestly, would they care if you discovered that they were honest?

## I CAN HELP YOU

My voice stress analyzer and my course can help you protect your business from the dishonesty that has come to plague our nation. It can be a great deterrent. It can aid you in making personal decisions, in evaluating prospective employees and finally it can become a very valuable business tool that can help you for the rest of your life.

The JS&A Group was so impressed with my unit that they have agreed to market my system through their outstanding organization. JS&A is America's largest single source of space-age products—further assurance that your modest investment is well protected.


To order my Harrison Voice Stress Analyzer, simply send your check for \$250 to JS&A (Illinois residents please add 5% sales tax) or credit card buyers, please call their toll-free number below. JS&A will send you your unit in a plain box along with my course. Use it for 30 days and if it does not function to your complete satisfaction, return it for a prompt and courteous refund.

I'm really proud to offer this unit. My efforts will make life more difficult for those who believe dishonesty is the new morality and it will make life easier for those of you who still believe that honesty is the best policy. Order one of my systems at no obligation, today.

**JS&A PRODUCTS**  
THAT  
THINK

Dept. PE One JS&A Plaza  
Northbrook, Ill. 60062 (312) 564-7000  
Call TOLL-FREE ..... 800 323-6400  
In Illinois Call ..... (312) 564-7000

©JS&A Group, Inc., 1979



## New Products

Additional information on new products covered in this section is available from the manufacturers. Either circle the item's code number on the Free Information Card or write to the manufacturer at the address given.

### Morrow S-100 Computer Interface

With Morrow's "Speakeasy" interface for "Thinker Toys" plugged into any S-100 computer bus, you can use up to three cassette player/recorders with motion control, a Teletype or RS-232 serial terminal, and any 8-bit parallel device. The interface provides 512 bytes of RAM and 512 bytes of PROM preprogrammed with COPE (Cassette Operating Executive) to handle the interfacing. The CPU in your present computer accomplishes several interfacing functions—generation and detection of waveforms for cassette decks, and translation of serial and parallel data for the TTY/RS-232 devices. COPE generates the Kansas City Convention (1200/2400-Hz, 300-baud) waveforms. Other COPE routines detect biphasic waveforms and convert them to binary information. The interface comes with COPE written for the 8080A. \$130 kit, \$175 assembled.

CIRCLE NO. 88 ON FREE INFORMATION CARD

### Mitsubishi DA-C7 Tuner-Preamp

Mitsubishi's new Model DA-C7 includes the functions of an AM/FM-stereo tuner and a control preamp. It can be physically and electrically joined with any of the com-



pany's power amplifiers to form a receiver controlled entirely from the front panel of the DA-C7. The tuner/preamp has two phono inputs and input/output connections for two tape recorders with two-way dubbing capability. The FM section offers a choice of wide and narrow bandwidth and

has distortion rated at 0.1% with a claimed 73-dB stereo S/N ratio. Dimensions are 16 $\frac{3}{4}$ "W x 11 $\frac{1}{2}$ "D x 6 $\frac{3}{4}$ "H (42.5 x 29.2 x 17.1 cm). \$360.

CIRCLE NO. 89 ON FREE INFORMATION CARD

### Atlas Radio Ham Receiver

The solid-state Model RX-110 amateur-radio receiver from Atlas Radio operates in both CW and SSB modes on 10, 15, 20, 40, and 80 meters. It is self-contained with built-in ac supply and loudspeaker. It can operate with an external 12-to-14-volt dc supply and can be converted to a transceiver by plugging in a low-cost matching transmitter module manufactured by Atlas Radio. Modules are available in 15- and 200-watt versions and are designed to operate in both CW and SSB. Receiver size is 9 $\frac{3}{4}$ "W x 8"D x 3 $\frac{3}{4}$ "H (24.8 x 20.3 x 9.5 cm). \$229.

CIRCLE NO. 91 ON FREE INFORMATION CARD

### Keithley DMM Has True RMS

Keithley Instruments, Inc., has announced the Model 179-20A, 4 $\frac{1}{2}$ -digit multimeter that offers five-function capability, includ-



ing HI/LO ohms. It can measure 10  $\mu$ V to 1200 volts dc; 10  $\mu$ V to 1000 volts true rms ac; 10 nA to 20 amperes dc and true rms ac; and 0.1 ohm to 20 megohms. Basic accuracy is rated at 0.04% in the dc-volts and resistance functions. Overload protection is provided up to 1000 volts on resistance, 2- or 20-ampere fuse on current functions. The display consists of 1/2" seven-segment numeric LEDs. The display flashes 0000 when an overload condition exists. Range and function controls are color coded to minimize operator errors. Standard operation is from the ac line, but an optional rechargeable battery pack is available for portable operation. \$349.

CIRCLE NO. 92 ON FREE INFORMATION CARD

### Motorola AM/FM/Cassette/ CB Combo


Motorola's new in-dash Model CC975AX combines an AM/FM-stereo radio, cassette player with "Auto-Cue" program sensor, and 40-channel CB transceiver in a single in-dash unit. The CB section fea-

tures a LED numeric channel display; switchable full or mixed interrupt on standby monitoring; digital PLL frequency synthesizer; anl; and adjustable squelch. The radio features pushbutton operation; LOCAL/DISTANCE switch on FM; automatic stereo mute; STEREO light; and BALANCE and FADER controls. The cassette section has a locking fast-forward function that's 8 $\frac{1}{2}$  times normal speed; and automatic tape motor shutoff at tape end; pushbutton tape eject; and the Auto Cue system that quickly advances to the next taped selection. Size is 7"W x 7"D x 2 $\frac{7}{8}$ "H (17.8 x 17.8 x 7.2 cm). Weight is 7 $\frac{1}{4}$  lb (3.3 kg).

CIRCLE NO. 93 ON FREE INFORMATION CARD

### JBL Monitor Speaker System

The JBL Model 4343 Professional Series Control Monitor speaker system, designed primarily for control rooms and mix-down



facilities, is suitable for demanding home-listening applications. The compact system has three drivers—a 10" (25.4-cm) woofer, 5" (12.7-cm) midrange driver, and 1" (2.54-cm) tweeter. The drivers are coupled to a crossover network that employs special phase-correcting circuitry and level controls that affect only the midrange speaker and tweeter. In-line mounting of the drivers is claimed to promote stereo imaging. Dense 3/4" (1.9-cm) material is used for the basic enclosure, but a contemporary-styled walnut finish is available. Size is 22 $\frac{3}{4}$ "H 14 $\frac{1}{4}$ "W x 9 $\frac{1}{8}$ "D (57.8 x 36.2 x 24.2 cm) and weight is 42.5 lb (19.3 kg). \$369.

CIRCLE NO. 94 ON FREE INFORMATION CARD

### TI Loran C-to-LAT/LON Module

Texas Instruments is offering a new Loran



The craftsmen at Realtime™ have done something quite unusual. They've created a dramatically thin, rugged alarm chronograph for under \$250.

In fact, way under \$250.

And while they've trimmed their timepiece's profile to a slim 9mm, they have done it without sacrificing a single feature, or compromising quality.

We have yet to see an alarm chronograph that even approaches the value of this superb new product, in a store or offered through the mail.

### Microcomputer technology pushed to the limit.

It's truly remarkable the amount of information you can now carry on your wrist, especially when you consider it's a piece of jewelry no bulkier than an ordinary, slim wristwatch.

With this chronograph, you have bright liquid crystal digits always telling you the time of day. In hours, minutes and seconds (with accuracy to  $\pm 5$  seconds a month).

What's more, you can even program the hours, minutes and seconds for any other time zone you wish for immediate recall, thanks to Realtime's dual time-zone feature.

It's a multitasking wrist alarm too.

You may set it to beep-beep you in both

week is always displayed. To see the date, simply flick a button. When the sun's down, press another and the Realtime's face is instantly illuminated.

And just as quickly as you recalled the date, you can set into motion a full-featured stopwatch. By the way, this stopwatch doesn't just count to 59

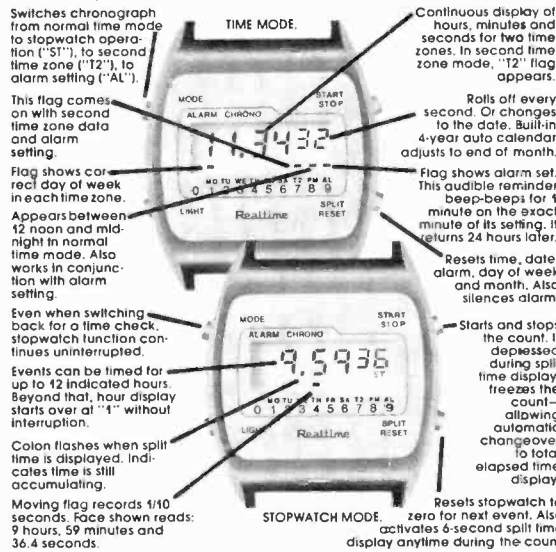
quired. Each link is then ground and polished. (We defy anyone to find workmanship like this, elsewhere at this price.)

You'll also notice there's no front speaker grill on this alarm chronograph; it doesn't need one. The alarm sound emanates from the rear of the case. Many other chronographs, in trying to look like Seiko with its front-mounted speaker, cleverly paste on printed front grills. These are functionless. Everything on your Realtime is there for function.

### Water? Don't you worry.

The Realtime's face crystal isn't plastic like most chronographs you see. It's tough rock crystal. And not only is it hard enough to resist scratches, but it is fitted so tightly that the chronograph has passed water immersion tests of up to 100 feet. We know of no other chronograph—at any price—that can offer you this security.

This chronograph also has no moving parts to break down, and it is unlikely that servicing will ever be required even after years of hard use. It comes with batteries in place (easily changed by any jeweler), a one-year factory warranty from its manufacturer, complete instructions, service-by-mail facilities here in the U.S., and The Sharper Image's guarantee: if you are not delighted with your purchase, return it within two weeks for a complete and courteous refund.



Switches chronograph from normal time mode to stopwatch operation ("ST"). To second time zone ("T2"), to alarm setting ("AL").

This flag comes on with second time zone data and alarm setting.

Flag shows correct day of week in each time zone.

Appears between 12 noon and midnight in normal time mode. Also works in conjunction with alarm setting.

Even when switching back for a time check, stopwatch function continues uninterrupted.

Events can be timed far up to 12 indicated hours. Beyond that, hour display starts over at "1" without interruption.

Colon flashes when split time is displayed. Indicates time is still accumulating.

Moving flag records 1/10 seconds. Face shown reads: 12 hours, 59 minutes and 36.4 seconds.

Continuous display of hours, minutes and seconds for two time zones. In second time zone mode, "T2" flag appears.

Rolls off every second. Or changes to the date. Built-in 4-year auto calendar adjusts to end of month.

Flag shows alarm set. This audible reminder beep-beeps for 1 minute on the exact minute of its setting. It returns 24 hours later.

Resets time, date, alarm, day of week and month. Also silences alarm.

Starts and stops the count. If depressed during split time freeze, the count—allowing automatic changeover to total elapsed time display.

Resets stopwatch to zero for next event. Also activates 6-second split time display anytime during the count.

minutes like many other chronographs do—but up to 12 hours or more. It also precisely cleaves every second into tenths.

You may record split times, lap times or freeze the figures anytime. You may even alternate between your stopwatch functions and normal time ones without concern; by activating one mode, you don't interrupt the other.

### \$99 buys an honest design.

We wish you had a Realtime alarm chronograph in your hands right now. You'd see and feel the difference a 100% solid stainless steel case makes. (Most other comparably priced chronographs are chrome plated and not solid stainless.) Realtime's back and bracelet are also solid stainless. And every one of those bracelet links is double stamped to produce the exact size and taper re-

### 5 POPULAR ALARM CHRONOGRAPHS COMPARE THINNESS.

- Texas Instruments (\$125) 12.00 mm
- Advance (\$100) 11.5 mm
- Citizen (\$225) 11.0 mm
- Seiko (\$250) 10.5 mm
- Realtime (\$99) 9.0 mm

time zones, and at precisely the minute you choose. And because of Realtime's "PM" indicator, you won't be setting your alarm for the evening when you had intended to set it for the morning.

Is it Monday in New York? Or Tuesday in Hong Kong? You'll never have to ask that question again. The day of the

# FINALLY. AN ALARM CHRONOGRAPH WITH ALL FUNCTIONS AND NO FAT.


### ORDER NOW. TOLL-FREE.

Credit card holders may use our toll-free ordering number, for quick delivery. Or send check for \$99 plus \$1.50 delivery. Add \$5.94 tax in CA.

**(800) 621-5559**  
 In Illinois (800) 972-5858  
 In California (800) 622-0733

### THE SHARPER IMAGE™

260 California St., Dept. RA-049  
 San Francisco, CA 94111  
 (415) 788-4747




C-to-latitude/longitude Solid State Software™ plug-in module for its TI-58 programmable calculator. Time differences (TDs) read from TI 9000, TI 9000A, or TI 9000N Loran C receivers are converted to equivalent Lat/Lon coordinates on the calculator. The operator can also calculate great-circle range and bearing between two Lat/Lon coordinates. The converter is claimed to work with all Loran C chains worldwide, present and scheduled, for which data was available as of January 1, 1979. According to TI, having the module is like having all of the world's Loran charts at your fingertips. Combined with the separately available Solid State Software Marine Navigation Library for the TI-58, the navigator can have a complete navigation and piloting system available.

CIRCLE NO. 95 ON FREE INFORMATION CARD

## Rotel Mini-System

Weighing a mere 30 lb and occupying only 1.2 cu ft, the RV-555 stereo system from Rotel consists of a receiver and two small



speakers. The receiver is rated to deliver 20 watts continuous to an 8-ohm load, 20 to 20,000 Hz at no more than 0.5% total harmonic distortion. The speakers weigh 7½ lb each and are said to be efficient enough to provide high sound pressure levels. Ceramic filters are used in the FM section, which incorporates a signal-strength meter as well. For mobile applications, an optional adapter enables the system to work with a dc power supply. \$310.

CIRCLE NO. 96 ON FREE INFORMATION CARD

## Astatic Touch-Pad Microphone

Astatic's new Model T<sup>2</sup>M amplified communication microphone has a built-in touch-pad encoder for repeater control and phone-patch operations. The touch pad has a tactile 12-key chromeric keyboard and a visual feedback via a front-mounted LED. The mike features a preamplified electret element with tailored response and integral modulation control; digital integrated tone generator with crystal control for stable frequency operation; and a mixer amplifier with up to 15 dB of gain. The mike's case contains shielding to reduce




external interference and r-f feedback. The Model T<sup>2</sup>M operates from filtered 6-to-16-volt dc sources. Included is an 8' (2.4-m) three-conductor coiled cord.

CIRCLE NO. 97 ON FREE INFORMATION CARD

## Conductive Grounding Strap


Charleswater Products has introduced a new "Statfree" wrist strap and cord made of conductive woven ribbon fabric to provide positive personal grounding while working on electrical equipment. The flexible strap is 1" wide and 11" long with a Velcro® fastener, and it snaps to a 4' or 6' cord that attaches by alligator clip to the



work bench. Providing one-megohm resistance, the strap avoids contact-point deterioration from perspiration. \$3.65 in quantities of 25 with a 4' grounding cord; \$4.60 with a 6' cord. Address: Charleswater Products, Inc., George R. Berbeco, 3 Walnut Park, Wellesley, MA 02181.

## Fisher Three-Head Cassette Deck


The Fisher CR5150 "Studio Standard" front-load three-head cassette deck features wireless remote control of stop, play, record, rewind, fast forward, and pause functions. It also has a digital LCD tape counter with timer which can be set to turn



on the deck and a receiver or tuner at a preset time for unattended recording, dual-process Dolby noise reduction, LED peak indicators, switchable limiter, separate reel-drive motor, and an MPX filter switch. Claimed specifications include: frequency response, 30-15,000 Hz  $\pm 3$  dB (normal tape); S/N, 64 dB (with Dolby); wow and flutter, 0.04% wrms. Address: Fisher Corp., 21314 Lassen St., Chatsworth, CA 91311.

## CB Antenna Matching Device

The "Un-Tenna" is a behind-the-dash unit, requiring no mounting brackets or tools, that can be used to allow a mobile AM/FM antenna to double for CB use. The solid-



state circuit can be tuned to match the CB band without the use of meters—a built-in LED indicates proper tuning. A VSWR of 1.1 to 1 is said to be attainable with an isolation of 40 dB. The unit, by General Technologies Inc., is equipped with 18-inch cables to the antenna and the AM/FM radio, and a 29-inch cable to the CB radio. Measures 3½"L x 3¼"W x 1¼"H (9 x 8 x 3 cm) and weighs 8 oz. \$34.95.

CIRCLE NO. 98 ON FREE INFORMATION CARD

## Permabond Wire Tacking Kit

The Wire Tacking Kit is a new adhesive system designed for a variety of electronic



# Introducing the Troubleshooter.

Six functions and 24 ranges for \$129\* make the jump from Analog to Digital more affordable than ever.

We call our new hand-held 8022A DMM the Troubleshooter. It combines the basic performance features you want with all the advantages that give digital DMM's the edge over analog—0.25% basic dc accuracy, a rugged, reliable design, a razor sharp 3½-digit LCD readout, small size and light weight.

Measure for measure you won't find a better value. Six functions—high and low ohms, ac and dc voltage and current (24 ranges in all) make the Troubleshooter a 13 ounce (0.37 kg) package of excellent measurement value. This kind of value wasn't possible until our custom CMOS LSI single chip design made hand-held DMM's an affordable reality and Fluke the industry leader.

Here's something new that won't shock you. Fluke's exclusive probe design features finger guards on the probe and shrouded connections to discourage accidental contact with circuit voltages.

You won't find a more rugged or reliable hand-held DMM. There's a lot more to building a high-quality hand-held DMM than you might suspect. The case has to survive bumps, scrapes, and scuffs. The LCD readout must withstand the extremes of humid-

\*U.S. Price Only



ity, temperature, and vibration. Function switches need to perform reliably through thousands of cycles. And electrical circuitry must survive both physical shock and electrical overloads.

We built the 8022A to withstand all these tortures—with a rugged impact resistant plastic case, a custom LCD display, reliable push-buttons instead of rotary switches and over 20% of the components devoted to overload protection.

Take the next step. Contact the Fluke office, representative or authorized distributor in your area. In the U.S., CALL TOLL FREE (800) 426-0361. (For resi-

dents in Alaska, Hawaii, and Washington, the number is (206) 774-2481.)

In Europe, contact: Fluke (Nederland) B.V., P.O. Box 5053, Tilburg, The Netherlands. Telephone (013) 673973. Telex 52237.

Ask about the new 8022A. And while you're at it, check into the 8020A Analyst, the improved version of our \$169\* DMM. It boasts Fluke's exclusive conductance capability for high resistance measurements and 0.1% measurement accuracy.

Both instruments are available at your distributor from stock.

For immediate response, fill out the attached coupon.



CIRCLE NO. 19 ON FREE INFORMATION CARD

John Fluke Mfg. Co., Inc.

P.O. Box 43210

Mountlake Terrace, WA 98043

Please send 8022A Troubleshooter data.

Please send the 8020A Analyst specs.

Please have a salesman call.

Name \_\_\_\_\_

Title \_\_\_\_\_

Mail Stop \_\_\_\_\_

Company \_\_\_\_\_

Address \_\_\_\_\_

City \_\_\_\_\_

State \_\_\_\_\_

Zip \_\_\_\_\_

Telephone ( ) \_\_\_\_\_

Ext. \_\_\_\_\_

PE 6/79



# Master the use of modern electronic Test Equipment with this NEW Learning Program from HEATH!

The more you work with electronics—  
the more you'll appreciate this systematic  
program that helps you understand the theory and the  
practical applications of today's newest test equipment.  
There's no easier, faster, lower-cost way to learn!





## A Complete Program in 4 Modules.

This new Heathkit Test Equipment Program comes to you in 4 easy, self-contained modules. In addition, there is an optional final examination that can entitle you to a Certificate of Achievement and 6.0 Continuing Education Units. Each module comes complete with text, programmed self-testing reviews, and all parts for "hands on" experiments. Each module requires the appropriate test equipment and ET-3100 Trainer to perform the hands on experiments.

### MODULE 1: Analog and Digital Meters

This module features two essential texts, one covering analog and the other covering digital meters. You'll learn to use both in measuring voltage, current and resistance. What's more, you'll come to understand sensitivity... high input impedance... integrating meters... resolution... the different types of probes available and more. When you've completed the module, you'll have a new appreciation of the workhorse VOM... and you'll understand its proper use much better!

EE-3105-1 .....\$19.95

### MODULE 2: Oscilloscopes

Whether you're testing, servicing or designing electronic equipment, the oscilloscope is a necessary tool. You'll learn how the scope works: how to choose and use a scope, with full understanding of deflection sensitivity and bandwidth, horizontal and vertical deflection, blanking and unblanking, triggered and free-running sweeps, delayed sweep, dual-trace presentation, and most importantly, the interpretation of scope displays and the use of

lissajous figures in phase and frequency measurements. In short, you'll have mastered a most complex—but essential—instrument!

EE-3105-2 .....\$14.95

### MODULE 3: Frequency Generation and Measurements

In order to do any troubleshooting or repair work, you'll need the understanding of frequency generation and measurement you'll get from this module. When you've finished, you'll be familiar with the three different passive frequency meters... the four types of active frequency meters with emphasis on modern digital counters... and the techniques of calculating unknown frequencies and other characteristics of the circuit on which you're working. You'll discover the advantages of electronic counters, and gain complete understanding of the use of audio, RF and function generators and the most common waveforms used in circuit testing.

EE-3105-3 .....\$19.95

### MODULE 4: Special Measuring Instruments

Once you've graduated to today's solid devices and digital circuits, you'll find you need more specialized test instruments. Included in this module are the operation and use of bridge circuits, transistor testers, curve tracers, spectrum analyzers, logic probes and logic pulsers. You'll learn what types of measurements can be made with these instruments... which tests can be made in-circuit... and which you'll need as you get deeper and deeper into the engrossing study of electronics. Module is complete with components for experiments using the optional ET-3100 Trainer.


EE-3105-4 .....\$19.95

## SAVE \$9.85!

ORDER ALL FOUR MODULES TOGETHER! IF ORDERED SEPARATELY, \$74.80... BUT YOU PAY JUST \$64.95!... PLUS... GET THE FINAL EXAMINATION AT NO EXTRA COST!

Order all four modules described above and you'll also receive the optional final examination. On passing this exam with a grade of 70% or more, you'll receive 6.0 CEU's plus a Certificate of Achievement.

Order EE-3105 .....\$64.95



**ET-3100 Experimenter/Trainer Kit**—a strongly recommended option for performing the many experiments that are part of your Test Equipment Learning Program. The Trainer is a 2-range variable sine and square wave signal source, dual-variable power supply for positive and negative voltages and a solderless breadboard all in one.

ET-3100 Trainer .....\$64.95

Heath Company, Department 010-542  
Benton Harbor, Michigan 49022

FOR FASTER SERVICE ON VISA OR MASTER CHARGE ORDERS.  
**PHONE 616-982-4111**

## HEATHKIT® MONEY BACK GUARANTEE!

We're so certain you'll find this Program helpful—and a great value, as well—that we make this *money-back guarantee*: if you're not 100% satisfied with any of the modules, simply return the text for a full and immediate refund of the purchase price.

HEATH

**Schlumberger**

USE THIS ORDER FORM TODAY!

Heath Company, Dept. 010-542  
Benton Harbor, Michigan 49022



Gentlemen: Please send me the Program/Modules I've indicated below:

- |   |  |
|---|--|
| <input type="checkbox"/> <b>EE-3105 (All 4 Modules—you save \$9.85) @ \$64.95 plus shipping and handling @ \$4.45</b> | <input type="checkbox"/> <b>ET-3100 Experimenter/Trainer Kit @ \$64.95 plus shipping and handling @ \$2.45</b> |
| <input type="checkbox"/> <b>EE-3105-1 (Analog and Digital Meters) @ \$19.95 plus shipping and handling @ \$2.25</b>   | <input type="checkbox"/> <b>EE-3105-3 (Frequency Generation) @ \$19.95 plus shipping and handling @ \$2.25</b> |
| <input type="checkbox"/> <b>EE-3105-2 (Oscilloscopes) @ \$14.95 plus shipping and handling @ \$1.95</b>               | <input type="checkbox"/> <b>EE-3105-4 (Special Instruments) @ \$19.95 plus shipping and handling @ \$1.95</b>  |

Total, including shipping and handling \$ \_\_\_\_\_

Michigan residents add 4% sales tax \$ \_\_\_\_\_

Total enclosed \$ \_\_\_\_\_

check  money order  Heath Revolving Charge Or, charge my  VISA/BankAmericard  Master Charge

Account No. \_\_\_\_\_ Expiration Date \_\_\_\_\_

Signature X \_\_\_\_\_ (NECESSARY TO SEND MERCHANDISE)

Name (Please Print) \_\_\_\_\_

Address \_\_\_\_\_

City \_\_\_\_\_ State \_\_\_\_\_ Zip \_\_\_\_\_

Prices are mail order subject to change without notice.


ED-124

0344 CIRCLE NO. 5 ON FREE INFORMATION CARD

assembly operations from Permabond International Corp. The kit contains adhesive in an easy-applicator bottle and a felt-tip pen "accelerator." Bonding is claimed to allow for simpler assembly in close-fitting designs while reducing the risk of damage in the assembly. Since all material is contained in the pen, there is no chance of spilling. A thin layer of the accelerator plus a drop of the adhesive is all that is necessary to achieve an instant bond. Address: Permabond International Corp., 480 S. Dean St., Englewood, NJ 07631.

## Lencomatic Record-Cleaning System

Designed for hands-off, automatic operation, the Lencomatic system is a dry cleaning method reported to simultaneously remove dust and drain away static charges.

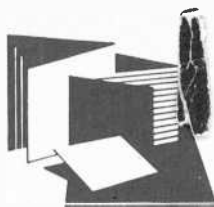


It consists of a sliding brush assembly that attaches to the inside of the turntable cover in such a way that when the cover is opened, the brush returns to where it is ready for the next disc. Static is drained away by a spring contact that connects the brush assembly to the turntable spindle and by a conductive turntable pad. \$19.95. CIRCLE NO. 99 ON FREE INFORMATION CARD

## Cincinnati Pulse Generator

The Model 400 pulse generator from Cincinnati ElectroSystems uses a quasicomplementary VMOS FET output to produce a less than 10-ns rise/fall time with an output impedance of less than 5 ohms. Pulse width and repetition rate are variable from 1  $\mu$ s to 1 s. One-shot pulses are pushbutton or externally triggered. Output amplitude typically swings within 0.1-volt of the 5-to-15-volt external supply voltage, is current limited to approximately 100 mA, and can withstand a direct short to  $V_{CC}$  or ground. Size is 4" x 2 $\frac{3}{4}$ " x 1 $\frac{1}{16}$ " (10.2 x 7.3 x 4 cm). \$59.95.

CIRCLE NO. 100 ON FREE INFORMATION CARD



## New Literature

### HEWLETT-PACKARD CALCULATOR BROCHURE

A 16-page brochure provides a brief explanation of Hewlett-Packard's calculator language (RPN) and a guide to HP calculators. The brochure, "The Students' Choice... The Professionals' Choice... The Logical Choice" includes a catalog of HP's preprogrammed/programmable, printing/nonprinting, pocket/portable calculators. Address: Inquiries Manager, Hewlett-Packard Company, 1507 Page Mill Road, Palo Alto, CA 94304.

### SONY TV INTERFERENCE BOOKLET

"How to Cure TV Interference" is published by Sony Corp. of America as a detailed guide to how to prevent TV interference due to CB radio and eight other forms of transmission which can cause TVI. The latter include FM broadcast stations, aviation, adjacent TV channels, motors in the home, ignition systems, video games, etc. Its purpose is to instruct the sophisticated TV owner as to how TV reception can coexist happily with interference sources and as an aid to qualified service people in dealing with such problems. \$1.00. Address: Sony Corporation of America, Technical Publications Department, 47-47 Van Dam St., Long Island City, NY 11101.

### B&K-PRECISION INSTRUMENT CATALOG

The 48-page "BK-79" catalog of B&K-Precision test instruments from Dynascan Corp. includes oscilloscopes, frequency counters, digital and analog multimeters, function and r-f signal generators, capacitance meters, digital probes, semiconductor testers, power supplies, and radio and TV test instruments. New products include a digital capacitance meter, 50-MHz digital probe, 3 $\frac{1}{2}$ -digit lab DMM, 15-MHz portable dual-trace scope, and multiple-output power supply. Two new function generators are also featured. Address: B&K-Precision, Dynascan Corp., 6460 W. Cortland Ave., Chicago, IL 60635.

### RUSSELL CATALOG

A catalog of electronic/electrical components for maintenance, repair and operations covers heat shrinkable tubing, rubber bumpers and grommets, retractile cords, cable clamps, test leads, spacers, washers, stand-offs, desoldering aids, clips, dry transfer let-

tering, electromagnetic shielding materials and flexible "rubber duckie" antennas for receivers, transceivers and scanners is available from Russell Industries Inc., 3069 Lawson Blvd., Oceanside, N.Y. 11572.

### NASHUA MEMORY PRODUCTS LISTING

A 70-page, pocket-size compatibility listing of Nashua Corp.'s line of disk packs, cartridges, and diskettes includes a description of the company's part numbers and overall media characteristics. It also gives criteria to help evaluate whether standard, certified error-free, or mapped disk packs are required for a given application. Listings provide the name of the marketing company and the manufacturer for each disk drive in common use, drive model number, the manufacturer's disk pack number, bits per inch, tracks per inch, sectors, and compatible Nashua product. Address: Nashua Corp., 44 Franklin St., Nashua, NH 03061.

### SYLVANIA ANTI-INTRUSION SYSTEM BROCHURE

"Wired for Sound" describes the Sylvania FPS-2 electronic anti-intrusion system, designed for fence protection. Using a sensor cable and signal processor, the system detects vibrations caused by intrusion attempts and sounds an alarm. Fence disturbances caused by wind, rain, birds or animals are filtered out, and the processor is programmed to select only the signals characteristic of an intrusion. Address: GTE Sylvania Security Systems Department, Box 188, Mountain View, CA 94042.

### BIRD R-F FILTER CATALOG

The 20-page r-f filter catalog FC-8 from Bird Electronic Corporation displays nearly 200 coaxial filters, filter/couplers and filter/coupler/switches. Filter tables in the catalog list salient performance data and mechanical specifications of low-pass, high-pass and band-pass models with cut-off frequencies from 1 MHz to 2.7 GHz. Filter-couplers included combine harmonic rejection with r-f power level sampling in one compact package. Some have a solid-state switch which controls transmit/receive signal path. Extensive application notes guide the reader in quickly identifying essential specifications. Address: Bird Electronic Corporation, 30303 Aurora Rd., Cleveland (Solon), OH 44139.

### SHAKESPEARE CB ANTENNA CATALOG

A 26-page CB antenna and accessory catalog is available from Shakespeare Electronics & Fiberglass Division. Line drawings illustrate the complete selection of mobile, base-station, directional beam and marine CB antennas. Electrical specifications and mounting information are included. Address: Shakespeare Company, Electronics & Fiberglass Division, P.O. Box 246, Columbia, SC 29202.

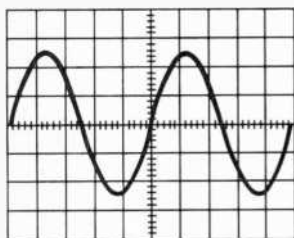
# LOW TIM MAKES THE LISTENING DIFFERENT.

## COMPARABLE AMPLIFIERS DO SOUND DIFFERENT

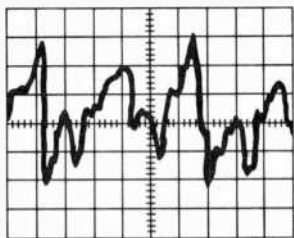
Choosing the best amplifier for your audio system involves comparing specs, features and, of course, price. But ultimately, if you love music, you should base your decision on the way an amplifier sounds when reproducing music.

Two amplifiers may have identical power ratings and virtually no Total Harmonic Distortion, but can sound very different: one clean and clear, the other harsh and metallic. The difference you hear is Transient Intermodulation Distortion (TIM, for short). The real effects of TIM on music, however, have only recently been recognized, since TIM does not show up in even the most accurate traditional laboratory measurements.

Measurements for THD are made with smooth, repetitive signals (sine waves). Music, on the other hand, presents an amplifier with a series of non-repeating, pulsive, "transient" signals, as illustrated below.



SINE WAVES



DYNAMIC MUSIC SIGNALS

An amplifier that cannot faithfully follow the sharp transients demanded by music may have very low THD, but very high TIM.

### WHAT CAUSES TIM?

It has been discovered that TIM distortion in an amplifier is caused by an insufficient slew rate — the engineer's term for an amplifier's ability to handle the high power, high frequency signals a musical transient presents. Poor slew rate in conventional amplifiers is most often caused by the very mechanism used to reduce THD, namely, the addition of negative feedback. Put more simply, in conventionally-designed power amplifiers, the more negative feedback you use, the lower will be the THD (which is good), but the higher will be the TIM (which is not so good).

It took Sansui, and a whole new approach to amplifier design, to solve the high-frequency slew-rate problems of TIM without compromising our superbly low THD specifications.

### THE SANSUI SOLUTION

The most important step in the solution was to "speed up" (increase the frequency response of) the basic amplifier — even before negative feedback is applied — by using Sansui's own patent-pending DD/DC (Diamond Differential/Direct-Coupled)

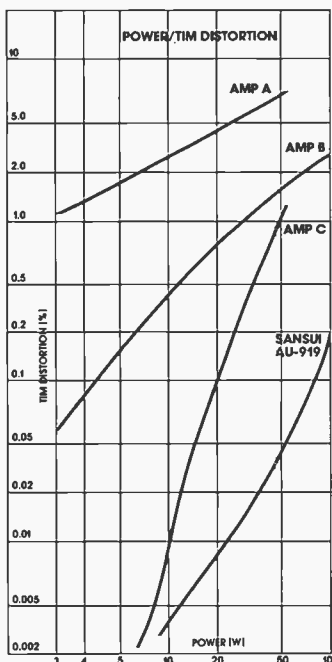


AU-919 DD/DC AMPLIFIER

circuit. The DD/DC circuitry includes a sophisticated "lag + lag-lead" dual compensation system, more often found in instrumentation amplifiers than hi-fi products, which maintains stability without decreasing frequency response. With DD/DC, the amplifier can instantly supply the enormous negative feedback current demanded by transients, without restricting the slew rate, so without introducing TIM.

How well our

unique circuitry succeeds in eliminating TIM, while maintaining extraordinarily-low levels of THD is shown in these comparative curves. The Sansui AU-919 amplifier (bottom curve) is rated at 110 watts per channel, min. RMS, both channels into 8 ohms from 10Hz to 20,000Hz, with no more than 0.008% total harmonic distortion.



Power output vs. TIM distortion curves for the Sansui AU-919 and competitive amplifiers. Derived using the TIM measurement method described in a paper presented at the 63rd Convention of the AES May, 1979; available from Sansui on request.

### LET YOUR EARS BE THE JUDGE

Instruments and circuit-design analysis are fine in their place, which is the laboratory. But you listen to music in your home; and we're confident that you will hear the difference in musical clarity that a Sansui amplifier makes. Your local Sansui authorized dealer can demonstrate all the convincing reasons for choosing Sansui.

### SANSUI ELECTRONICS CORP.


Lyndhurst, New Jersey 07071 • Gardena, Ca. 90247  
 Sansui Electric Co., Ltd., Tokyo, Japan  
 Sansui Audio Europe S.A., Antwerp, Belgium  
 In Canada, Electronic Distributors



CIRCLE NO. 47 ON FREE INFORMATION CARD

# Microcomputers are here! Get in on the ground floor with NRI's new "at home" training in computer technology.

Only NRI Gives You "Hands-on" Experience as You Build Your Own  
Designed-for-learning Microcomputer





The microprocessor, that amazing little chip which shrinks electronic circuitry to microscopic size, has changed the world of the computer with dramatic speed. Now, big-performance computers are here in compact sizes...priced to make them practical for thousands of medium and small businesses, even homeowners and hobbyists.

Microcomputers are already being put to work on jobs like inventory control, payrolls, cost analysis, billing, and more. In homes, they're able to handle budgets and tax records, control environmental systems, index recipes, even play sophisticated games. And hobbyists across the country are expanding the state of the art while developing their own programs.

**Become a Part of This Incredible World ... Learn at Home in Your Spare Time**

NRI can give you the background you need to get into this booming new field. Microcomputers require a new discipline, a broader viewpoint... the ability to think in both hardware and software terms. And NRI's new course in computer technology is geared to bridge the gap.

You get a firm foundation of digital theory while you get practical,



"hands-on" experience working with the NRI Discovery Lab®, assembling test instruments you keep, and even building your own fully functional microcomputer.

Best of all, you do it at your own convenience. You learn at home with clearly written, "bite-size" lessons that carry you through the course in logical progression. There's no need to go to night school or quit your job... you progress at the pace that's most comfortable to you, backed by your personal NRI instructor and individual counseling whenever you want it.

**Assemble an Advanced Microcomputer with Exclusive Designed-for-Learning Features**

Only NRI trains you with a microcomputer that's specifically designed to teach you important principles as you build it. This state-of-the-art unit performs every function of comparable commercial units, has capabilities well beyond many. But each step of construction provides specific training, reinforces theory to make it come alive. And once you've finished, your microcomputer is ready to go to work for you. Or you can even sell it commercially.

You also assemble professional test instruments for use in your training. You get your own CMOS digital frequency counter and transistorized volt-ohm meter to keep and use in diagnosing problems and servicing computers. Together with up-to-the-minute lessons and NRI's 60-plus years of home study experience, you get the most in training and value.

**Other Courses in Today's Electronics**

Even the servicing of home entertainment equipment has taken quantum jumps forward. NRI keeps you right up with the latest, with training in stereo, video tape and disc players, and the latest TVs. You even build your own 25" diagonal color TV, the only one complete with built-in digital clock, varactor tuning, and computer control that lets you program an entire evening's entertainment. In our complete communications course, you learn to service two-way radio, microwave transmitters, radar, AM and FM transmitters, CB radio, paging equipment, and more. And you build your own 2-meter transceiver or 40-channel CB while you learn.



**Free 100-Page Catalog No Salesman Will Call**

Send the postage-paid card today for your personal copy of the NRI electronics course catalog. It shows all the equipment, training kits, and complete lesson plans for these and many other courses. There's no obligation of any kind and no salesman will ever bother you. Find out how you can learn new skills, keep up with technology, advance your future with training for new opportunities. Get in on the ground floor now! If card has been removed, write to:



**NRI Schools**  
McGraw-Hill Continuing  
Education Center  
3939 Wisconsin Ave.  
Washington, D.C. 20016

# McIntosh

## "A Technological Masterpiece ..."



McIntosh C 32

### "More Than a Preamplifier"

McIntosh has received peerless acclaim from prominent product testing laboratories and outstanding international recognition! You can learn why the "more than a preamplifier" C 32 has been selected for these unique honors.

Send us your name and address and we'll send you the complete product reviews and data on all McIntosh products, copies of the international awards, and a North American FM directory. You will understand why McIntosh product research and development always has the appearance and technological look to the future.

Keep up to date.  
Send now - - -

McIntosh Laboratory Inc.  
Box 96 East Side Station  
Binghamton, NY 13904


Name \_\_\_\_\_

Address \_\_\_\_\_

City \_\_\_\_\_ State \_\_\_\_\_ Zip \_\_\_\_\_

If you are in a hurry for your catalog please send the coupon to McIntosh. For non-rush service send the Reader Service Card to the magazine.

CIRCLE NO. 34 ON FREE INFORMATION CARD



# Stereo Scene

By Ralph Hodges

## ON FACING THE MUSIC

There is, among those of us who spend their working lives fiddling around with audio hardware, a lack of consensus on what sounds best, why, and what it all means anyway. If you're using the conventional IHF-approved procedures for evaluating equipment, it has become difficult to find a speaker, cartridge, amplifier, or anything that doesn't perform at least adequately in laboratory tests—"adequately" meaning that the faults of the product should be audibly inconsequential by generally accepted standards. On the other hand, if you insist on devices that behave as if they were perfectly distortionless, inertialess, and without discernable sonic personality under any conceivable conditions, your search will be long and probably futile.

Given this state of affairs, you could follow the lead of many others and pick your equipment solely by listening. But what sometimes happens then is that you find yourself preferring equipment that the test laboratory looks upon as mediocre if not downright deficient in one or more aspects of performance.

Most equipment reviewers have felt the exasperation of performing tests conscientiously and assembling the best profile of a product we can, giving what we hope is enlightened attention to the relevant psychoacoustical factors, only to find someone who will say that the product doesn't sound as good as it should, or that something—even a measurably inferior something—sounds better. When this situation develops we tend to: (1) decide that the dissenter is hallucinating; (2) agree that the dissenter's preferred product probably *sounds* as good as any other, even if it doesn't test quite as well, which merely goes to show that laboratory instruments are more critical than the ear or that many people actually enjoy the sound of certain types of distortion; (3) suspect that we are insensitive to certain aural phenomena that other people pick up quite readily; or (4) begin to consider the pos-

sibility that our tests and other evaluation procedures are consistently missing something.


If you regularly read test reports in audio magazines, you'll have no trouble discerning the tendencies of the various reviewers. You will also note that those reviewers who have seriously tried to come to grips with proposition number four have met with no resounding success. Pinning the "something" down, if it in fact is one thing, is a considerable task, even when we are determined that we can hear it and identify it when called upon to do so.

**It's About Time.** But in a growing field like audio, there are new data coming to light at a fairly rapid rate, and some of these can offer insight into problems hitherto unsolved. For example, highly critical listeners have been known to declare that the binaural illusion from an appropriately made recording heard through headphones is so convincing as to bury the presumed deficiencies of the playback chain. It is just too real and too satisfying to argue with. A more recent example: people who have heard digital recording demonstrated have marveled at the way it can surmount mediocre loudspeakers and other questionable components in the system to present a credible and enjoyable rendition of the music.

What do these two techniques have in common that might account for the persuasiveness of their illusions? The time factor is the only thing that comes to mind. A binaural recording is temporally very well controlled. You are limited to two microphones, and these are placed with some precision and kept fixed and at an essentially constant level of feed to the console. Playback is usually through a set of single-diaphragm transducers that don't exhibit serious discontinuities in phase/time relationships.

Digital recording, too, through much of the audio-frequency range, is essentially time-invariant. It pays no attention to

(Continued on page 24)



# Our 7" reel is designed to gather tape. Not dust.

Something as insignificant as a speck of dust can mess up a perfectly good recording.

So at Maxell, we've developed an ingenious device that keeps dust

from collecting on our tape. Our take-up reel.

Instead of gaping holes that let dust in, our specially molded polystyrene design actually forces dust out.

So if your take-up reel is picking up more than it should, pick up ours.

You'll find it comes attached to something even more impressive.

Our tape.

**maxell**



CIRCLE NO. 35 ON FREE INFORMATION CARD

Maxell Corporation of America, 60 Oxford Drive, Morristown, N.J. 07074.

**How can  
Sabtronics  
possibly  
sell a \$179\*  
lab standard  
digital  
multimeter  
for under \$70?**

(\*Value based on comparable performance and features of other DMM's.)





# We confess.

To sell an advanced DMM for under \$70 we had to cut corners.



And we sure did! First, we cut off the dealer's mark-up. Then we shaved off the overhead costs of national sales offices and warehouses. Finally, as if that wasn't enough, we even cut out the high labor costs of factory assembly lines.

All in all, we cut over \$100-worth of corners! But not a single one that affected the quality and performance of our new DMM.

## Don't let our low price fool you!

Because Sabtronics sells factory-direct — without all the hidden charges a dealer would track on — we can offer the superior 2010A DMM kit for a surprisingly low \$69.95. Surprising because you get the accuracy, features and performance you'd expect from the high priced units.

The 2010A offers you the long-term accuracy of a laser-trimmed resistor network, an ultra-stable band-gap reference element and single chip LSI circuitry — all in a compact, rugged, human-engineered housing. With 31 ranges and 6 functions, you can measure AC and DC volts from 100  $\mu$ V to 1000V; AC and DC current from 0.1  $\mu$ A to a surprisingly high 10A; resistance from 0.1 $\Omega$  to 20 M $\Omega$ . Typical DCV and Ohms accuracy is 0.1%  $\pm$  1 digit. And you see these precise readings on a bright, 3/2-digit

LED display with automatic decimal placement and large, 9mm numerals.

Of course, that's what you'd expect from a quality DMM. But we've even added more features for extra convenience, flexibility and reduction of human error.

- Unique X10 Multiplier Switch — gives you convenient push-button selection to the next higher decade range. Hi-Lo Power Ohms capability gives you three high-ohms ranges that supply enough voltage to turn on a silicon junction for diode and transistor testing. For in-circuit resistance measurement without turning on a semiconductor junction, you use the three low-ohms ranges.
- Wide Frequency Response — 40Hz to 40kHz bandwidth lets you measure audio through ultra-sonic AC signals.
- Touch and Hold Capability — with optional probe, retains readings for as long as you wish. You can make measurements in hard-

to-reach places without taking your eyes off the probe tip or stopping to record data.

- Plus More — Auto Polarity, Auto Zero, Overrange indication and fully overload protected on all ranges.

And, although designed for benchtop use, the sleek, compact 2010A is powered by 4 "C" cells (not included), bringing wide-range lab performance to the field when you need it.

## You save either way.


Your 2010A DMM kit comes complete with easy-to-follow assembly instructions, all parts (including high-impact case), and test leads. You can complete assembly in a single evening. However, for a slight additional fee, Sabtronics will ship your 2010A factory-assembled and calibrated: at \$99.50 it's still an incomparable value!

Whether you're a professional or hobbyist, if quality and accuracy are important — and padded prices aren't — you should inspect the 2010A DMM for yourself. If you're not completely satisfied, return it in its original condition within 10 days for a prompt and courteous refund of purchase price. Call us with your MasterCard or Visa order today, or simply fill out the convenient order form.

Making Performance Affordable

**sabtronics** INTERNATIONAL INC.

13426 Floyd Circle M/S 24 • Dallas, Texas 75243  
Telephone 214/783-0994



## Brief Specifications

DC Volts: 100 $\mu$ V to 1000V in 5 ranges

AC Volts: 100 $\mu$ V to 1000V in 5 ranges

DC Current: 0.1 $\mu$ A to 10 A in 6 ranges

AC Current: 0.1 $\mu$ A to 10 A in 6 ranges

Resistance: 0.1 $\Omega$  to 20 M $\Omega$  in 6 ranges

Diode Test Current: 0.1 $\mu$ A, 10 $\mu$ A, 1mA

ACV Frequency Response: 40Hz to 40kHz

Input Impedance: 10 M $\Omega$  on ACV and DCV

Overload Protection: 1200 VDC or RMS on all voltage ranges except 250 VDC or RMS on 200mV and 2V AC ranges. Fuse protected on ohms and mA ranges.

Power Requirement: 4.5 to 6.5 VDC (4 "C" cells)

optional NiCd batteries or AC adapter/charger

Display: 0.36" (9.2mm) Digits reading to  $\pm$ 1999

Size: 8"W x 6.5"D x 3"H (203 x 165 x 76 mm)

Weight: 1.5 lbs. (0.68kg.) excl. battery

To: Sabtronics International, Inc. 13426 Floyd Circle M/S 24, Dallas, TX 75243

Please send me . . .

\_\_\_\_\_ Model 2010A Digital Multimeter kit(s) @ \$69.95 plus \$4.00† shipping and handling each \$ \_\_\_\_\_  
 \_\_\_\_\_ Model 2010A Digital Multimeter Assembled @ \$99.50 plus \$4.00† shipping and handling each \$ \_\_\_\_\_  
 \_\_\_\_\_ = AC-115 AC adapter/charger(s) @ \$7.50 each \$ \_\_\_\_\_  
 \_\_\_\_\_ = NB-120 NiCd Battery set(s) @ \$17.00/set \$ \_\_\_\_\_  
 \_\_\_\_\_ = THP-20 Touch and Hold Probe(s) @ \$18.00 each \$ \_\_\_\_\_  
 \_\_\_\_\_ For delivery in Texas, add 5% Sales Tax \$ \_\_\_\_\_

I enclose  check  money order for TOTAL \$ \_\_\_\_\_

or, please charge to my  Visa  MasterCard: Code # \_\_\_\_\_

Account No \_\_\_\_\_ Expiration Date: \_\_\_\_\_

Name \_\_\_\_\_

Street \_\_\_\_\_ Apt. \_\_\_\_\_

City \_\_\_\_\_ State \_\_\_\_\_ Zip \_\_\_\_\_

†Continental U.S. only. AK, HI & PR: \$5.00. Canada: \$6.50. Foreign: \$19.00 Airmail

# Accurate in RF fields!

## B&K-PRECISION portable and lab DMM's

For field or lab applications, your DMM should stay accurate—even in the presence of strong RF fields. Most DMMs can't pass this test, but the B&K-PRECISION 2830 lab DMM and the 2810 portable DMM easily meet the challenge.

In addition, both of these instruments feature 3½ digit readout, 0.5% DC accuracy, auto-zeroing/auto polarity, selectable high-/low power ohms and really complete overload protection. Special features of each include:



### Model 2830—\$235

- AC operation; battery pack optional
- 100  $\mu$ V, 100nA, .01 $\Omega$  resolution
- Reads to 20 amps
- Push button range and function selection
- 0.5" high efficiency LED display

### Model 2810—\$130

- Battery operation standard
- 100  $\mu$ V, .01 $\Omega$  resolution
- AC charger optional
- Bright .3" LED display



Available for  
immediate delivery at  
your local B&K-PRECISION  
distributor

**BK PRECISION** DYNASCAN  
CORPORATION

6460 West Cortland Street

Chicago, Illinois 60635 • 312/889-9087

In Canada: Atlas Electronics Ontario

Intl Sls Empire Exp 270 Newtown Rd. Plainville L I NY 11803

## STEREO SCENE (Continued from page 20)

tape skew, it ignores gap-colinearity problems, and it doesn't recognize the existence of wow and flutter at all. In the time domain it holds up just about as well as any recording process we can envision, and its rock-solid imperturbability is a real comfort to those who are bothered by speed/time irregularities. (Furthermore, I suspect it is a joy to those listeners who don't realize that they respond to such irregularities.)

**What Studies Show.** There are not a lot of sources you can draw upon to decide just how time confusion affects human hearing. We know of a phenomenon called temporal masking, by which a correctly designed sound of sufficient intensity can disguise the direction or even eclipse entirely a sound that came a split second before. And we can demonstrate that rapid repetition of a recorded sound can impart some of the reverberant quality of the space in which it originally propagated, a distracting echo, or a thoroughly unnerving experience (as when you're trying to speak against a background of your own voice delayed artificially or by highly unfavorable acoustics). In recording, signals mixed from several microphone channels can sound innocuous or obnoxious depending on the time/phase relations.

Although we know this, we still can't talk quantitatively or even analytically about what we can expect when we let time relationships get out of hand in a reproduction system. We don't even know whether our specific response is to time or phase (different sides of the same coin, really), but evidence is building to support the idea that we get significant aural effects from both.

**Time as a Hi-Fi Criterion.** What time distortions can you expect from a high-fidelity system? They begin at the recording microphones, particularly if they're used in multiples, and proliferate, sometimes shockingly, throughout the recording chain. The typical record player contributes a dose of complex flutter effects, tape machines being offenders in this respect as well. And efforts to make loudspeakers time-coherent have gone on for several years now.

If time-base distortions are so important, why have not the so-called time-corrected speaker systems now offered devastated the marketplace? Two answers rush immediately to mind. The first is that the signal they receive to reproduce is not only not time corrected, but is most probably seriously time dis-

ordered by (at the very least) the previous components in the playback chain, the mechanical devices such as the record player or tape machine being the major culprits. (An initial and irreversible degradation may well have occurred during the recording process, but we presently have no way of fixing that.)

The second is that, quite frankly, the geometry of many speaker systems that claim to be time corrected cannot accomplish the job except in a very narrow zone projected (usually) straight out in front of the speaker. This zone is sometimes so narrow that in most listening rooms you could not get far enough away from the speaker to fit both ears into it at the same time.

Would it be possible to assemble a sound-reproduction system that is perfectly time-precise, in order to compare it with a less "talented" array of components and therefore begin to appreciate the audible difference? I don't think so. But it is possible, at grim expense, to put together a system that comes closer to time correctness than most others, and the rules you have to follow are not obscure, but merely arduous.

I heard such a system just the other day. The turntable was elaborately designed to resist any internal or external influence that might distract it from its task. The electronics were imperturbable and well-matched to the speaker systems, and the speakers themselves were designed to minimize the early reflections from nearby room-boundary surfaces and control the reflections that were inevitable as carefully as possible. If this system hadn't sounded magnificent there would be no reason to talk about it here. Even more impressive was its relative indifference to its acoustical surroundings. Physically the ensemble was very large, but it seemed to sound as attractive in a small room as a large, and it circumvented many of the problems that had plagued most other systems in notoriously difficult rooms.

I suggest that, if you are dissatisfied with the sound of a system you have put great care into choosing, you consider the possibility of time errors being the cause. There is not a great deal you can do about them right now, but I think you should keep alert to the possibilities that test instruments cannot yet explore, read equipment reviews with such considerations in mind, and watch for products that stress new concepts about the satisfactory reproduction of sound. My guess is that there will be quite a few interesting and worthwhile examples. ◊

# LCD Alarm Chronograph II

## Twice as Good As the Original



### 5 Major Improvements

Now, with five major improvements the Advance II is twice as good as the original—at the original low price.

The differences you'll enjoy with our new LCD Alarm Chronograph are real and make it the absolutely best value on the market today.

**1. Perfect Accuracy** Imagine, at the touch of a button you can correct the slightest variation—to a tenth of a second. So, in addition to guaranteed quartz crystal accuracy of  $\pm 5$  seconds a month, you can instantly correct, or "trim the crystal" electronically, actually have to-the-second accuracy.



The correct time all the time.

**2. Now the Alarm's an Automatic Reminder.** The alarm can be set in an instant for any minute of any hour. And now features a snooze alarm, personal reminder system you can repeat every seven minutes. Great, because you can't always leave for a meeting or your plane when the alarm rings, make that phone call at the time you promised. With the reminder you can be sure you don't forget.



When the alarm's set, "ALARM" appears. To check for the time, touch the alarm button.

**3. Solar Rechargeable 3-year Battery.** The battery in the Advance II is recharged—automatically by any kind of light. So, instead of the usual one year, you'll get guaranteed (by Malory) 3-year battery life. And the bank of seven solar cells makes a handsome addition to the bold, impressive appearance.

**4. Digital Counter—for laps when you're running, golf score and more.** Now, when someone asks, "What'd you shoot?" you can look at your watch instead of your score card. And it's terrific for keeping track of your laps, for counting cards, your ski runs, telephone calls,



Exclusive touch button counting. (To 9,999)

**5. Memory Bank for every mode.** Which brings us to another major difference and ad-

vantage: every mode can be put into memory. For example, with the imitators you can't get the time when you're using the chronograph. It would wipe out timing of the event!

**The Chronograph System.** As to the chronograph, or split-second timer, its precision is so fine, it borders on the infinitesimal—to one-hundredth of a second for the first 20 minutes... to the second for a full 1 hour... and in a variety of ways unequalled by any other instrument.

### Still Only \$100.00

The best known LCD Alarm Chronograph, of course, is the Seiko, which regularly sells for \$299.95. While Seiko pioneered in this area, its chronograph is limited and still times only to 1/10th of a second, its alarm has no reminder, its battery has to be replaced at least once a year.

Copies abound, of course. But Advance is a manufacturer in its own right. Forging ahead, building on existing technology, creating a reputation of its own for extraordinary quality, which we're sure the almost 30,000 people who ordered the first LCD Alarm Chronograph from us will verify.

(Actually, as one of the oldest and largest mail merchandisers, our only concern is to assure all these people that the refinements in the Advance II in no way minimizes the fact that the watch they already own does more and does it better than anyone else's.)

The LCD Alarm Chronograph II is still only \$100.00 which includes shipping, handling, insurance and a handsome gift case. It's available in either chrome (white) or gold-plate (yellow) on a forged, hand-finished brass case. The back is stainless steel as is the band, which adjusts instantly to a perfect and extremely comfortable fit.

Then, so you can see when it's dim or you're in the dark, the face lights up.

**The Watch and Electronic Calendar.** Most important, the basic display gives you the exactly right time. The hour, minutes and run-

ning seconds, plus the day of the week. At a touch you can replace the time with the month, date and day, always right with no adjustment necessary.

**Thirty day trial.** Now we invite you to put everything we say and promise to the test—without risk or obligation for 30 days. And to send the LCD Alarm Chronograph II back to us for a complete refund if it isn't the equal of any watch at any price for accuracy, versatility and usefulness. A watch that wins the admiration of your friends as well as your own pleasure and lasting satisfaction.

CREDIT CARD BUYERS

## CALL 800-621-5554

(Illinois residents call 800-972-5858)

To order by credit card, call the toll-free number above. Send your check to Douglas Dunhill at the address below. Be sure to specify gold or chrome. (Illinois residents add the appropriate sales tax.)

The Advance LCD Alarm Chronograph II comes with a full ONE YEAR limited warranty and our assurance it will provide you with years of unmatched, trouble-free performance. Order now and enjoy the satisfaction that comes with wearing a watch that's second to none.

### Three-way Chronograph System

No other instrument, at any price, gives you greater precision than the LCD Alarm Chronograph II, with its one 1/100th of a second accuracy. Or greater versatility and flexibility. Three separate chronographs that work in memory—combine in function.



Timed to 18 minutes, 14 seconds and 85/100ths of a second.

**1** Add time... the stopwatch, which you can stop (for a time-out, say) and have pick up where you left off when the action resumes.

**2** Split time... lets you stop to get a reading (of the 1/4, the 1/2, each contestant crossing the finish line) while overall timing continues in memory until displayed.

**3** Lap time (Taylor Split)... gives you the time of individual segments of an event, automatically starting again from zero so you can time the following sequence. It literally splits elements that can't be separated any other way.

All this, plus a digital counter, in a sleek, superbly styled timepiece. Order now and take 30 days to prove how easy it all is to master and how useful when you have.

## Douglas Dunhill


INC. AFFORDABLE QUALITY

Dept. 40-2376  
Ten Douglas Dunhill Dr., Oak Forest, IL 60452

© Douglas Dunhill Inc. 1979



# Julian Hirsch Audio Reports



## Dynaco Stereo 150 Power Amplifier Kit



Dynaco's Stereo 150—available in kit form or assembled—is a basic two-channel power amplifier rated at 75 watts/channel (150 watts mono) continuous into 8 ohms at less than 0.25% THD between 20 and 20,000 Hz. Except for the dc-offset coupling protection in the inputs, direct coupling is employed throughout. The amplifier features a differential pair at each input, fully complementary output stages with regulated and thermally tracking bias, a very husky power supply, and several levels of circuit protection.

The Stereo 150 measures 14½" W × 13¼" D × 6¾" H (36.8 × 34.9 × 16.8 cm) and weighs 29 lb (13.3 kg). Suggested retail price is \$269 in kit form, \$399 assembled. Also built into our sample amplifier was the optional Model MC-2 power meter kit, which has a suggested retail price of \$85. Prices are slightly higher west of the Mississippi.

**Physical Description.** Most of the front panel of the Stereo 150 is a dark pewter color. On a brushed aluminum strip across the bottom of the panel are a hefty rocker ac power switch and a blue pilot light. If the power meter kit is installed, a smoked plastic panel replaces the upper panel and blacks out the large blue power me-

ters when line power is removed. Also, the blue pilot light is replaced by two locking pushbutton switches that control sensitivity of the output power meters.

On the rear apron are two phono-type input jacks; three-way speaker output binding posts (spaced ¾" apart to accept standard double banana plugs); fuseholders for the speaker line fuses; and two massive output-transistor heat sinks. Walnut panels cover the sides of the amplifier.

**About the Circuit.** The block diagram shows one channel of the Stereo 150. Two pnp transistors form a differential input pair. These transistors receive current from a constant-current-source transistor. A potentiometer permits adjustment of the constant current source to eliminate any dc offset present at the output of the amplifier.

Signals from the input stages are applied to a predriver transistor that in turn, supplies signals to the positive and negative drivers. Driver and output-transistor class of operation is determined by a discrete bias regulator. The pnp transistor in this network is mounted so that it is thermally coupled to the drivers to enhance circuit stability by providing temperature compensation for the amplifier. The setting of a potentiometer determines the quiescent current through the out-

put transistors, which is 50 mA for optimum Class AB operation.

The driver and output stages of the amplifier are in a complementary-symmetry configuration. Positive and negative driver and output transistors form discrete Darlington pairs. A volt-amp limiter stage is provided for each Darlington pair. When the current through a sensing resistor connected to the emitter of the output transistor exceeds a predetermined value, the resulting voltage drop across the resistor causes a transistor to conduct. This then shunts a portion of the base drive away from the driver transistor and forces a decrease in output current. Diodes are connected across the output transistors so that they are normally reverse biased. This limits maximum possible reverse voltage from collector to emitter to 700 mV, preventing damage from reverse voltages generated by inductive loads.

A negative-coefficient thermistor is thermally coupled to the output transistors of each channel. If the temperature of the heat sink (and hence the thermistor) increases to 75°C or 167°F, attenuation of a voltage divider increases, thus reducing the input signal to a safe level. Consequently, the Stereo 150's thermal protection circuit, unlike that in most other amplifiers, does not abruptly interrupt circuit operation. As the heat sink cools, the input level automatically increases.

The amplifier's power supply employs a husky step-down transformer, 25-ampere bridge rectifier, and two 10,000-μF filter capacitors. In normal stereo operation, the supply provides ±50 volts dc with a high degree of regulation. The power transformer's primary can be wired for use with either 120- or 240-volt, 50- or 60-Hz lines. In 120-volt applications, a 5-ampere slow-blow fuse protects the primary of the transformer. Individual 4-ampere, fast-blow fuses are provided for the +V<sub>CC</sub> and -V<sub>CC</sub> supply lines of each channel. Finally, each speaker output is fused.

The Model MC-2 power meters are physically large, highly readable, and calibrated in decibels. They are driven from the output of each amplifier channel via series strings of resistors. Two locking pushbutton switches are provided for selecting meter sensitiv-



# The sound is familiar. The PRICE is the SURPRISE!

## REALISTIC® Minimus-7

This amazing little hi-fi speaker costs only about a third as much as some mini speakers, but we think they compare very favorably. How could they? Well, we gave ours a heavy-magnet large-excursion 4" woofer, a soft-dome wide-dispersion 1" tweeter, a precise L-C crossover network, and a diecast aluminum enclosure. The result is astonishing bass and crisp highs from a 7-1/6" tall system that fits on any bookshelf. Audio response is 50-20,000 Hz and power capacity is 40 watts RMS. All for only 49.95\* each.



Now listen to this! Just 14.95\* buys you a pair of the fully adjustable mounting brackets pictured here, so you can install two Minimus®-7s in your car. Or van or pickup or RV. Discover Minimus, the mini-size, maxi-value speaker for home or mobile use. Sold only at Radio Shack.

\*Retail prices may vary at individual stores and dealers.


These two cards honored  
at most Radio Shack stores




# Radio Shack®

A Division of Tandy Corporation • Fort Worth, Texas 76102  
Over 7000 Locations in Nine Countries

JUNE 1979



Use 'em on a shelf



Use 'em in your vehicle

ity (0 dB on the meter scale equal to 0, -6, -12, or -18 dB, referenced to the rated output of the amplifier).

**Assembly Details.** The Stereo 150 amplifier is really a semikit, since the main circuit board comes assembled and tested. The builder puts together the chassis hardware and wires the power supply and output transistors into the circuit. Hence soldering is limited to relatively few operations. Our assembly time therefore, occupied only about seven hours of unhurried work. Dynaco's kit-assembly instructions helped us put the amplifier together without a hitch.

The main pc board contains four trimmer potentiometers. Two are for controlling the dc offset, while the other two are for controlling the bias applied to each channel's driver and output transistors. The manual states that these potentiometers are factory adjusted and need not be disturbed. However, a simple procedure is detailed for touching up the adjustments with the aid of a millimeter and millivoltmeter, if desired. We performed touch-up with digital multimeters and found that our final settings were almost identical to the factory ones.

**Test Results.** Our laboratory measurements confirmed that the amplifier met or considerably exceeded its published performance specifications.

At the end of the one-hour preconditioning period at 25 watts/channel output, the amplifier was only slightly warm. The onset of clipping occurred at 91.8 watts into 8 ohms (for an IHF clipping headroom of 0.9 dB), at 139.2 watts into 4 ohms, and at 54.8 watts into 16 ohms. Attesting to the stiffness of the power supply, the amplifier's IHF dynamic headroom exactly equalled its clipping headroom.

Input sensitivity was 0.1 volt for a reference output of 1 watt. The A-weighted output noise was below our measurement limit of 100  $\mu$ V (-90 dBV). The amplifier had a wider frequency response and was quicker than its specifications indicate. Frequency response was down 1 dB at 5 and 50,000 Hz and down 3 dB at 100,000 Hz. Rise time was approximately 3.5  $\mu$ s; slew rate was 15 volts/ $\mu$ s (considerably faster than the rated 5 volts/ $\mu$ s). Slew factor was 10.

Also easily exceeded were Dynaco's harmonic and IM distortion ratings (less than 0.25% at any power level up to 75 watts/channel into 8 ohms). At one-tenth rated output (7.5 watts), the THD varied from 0.0075% at 50 Hz to 0.057% at 20,000 Hz. At rated output, harmonic content was lowest at 1000 Hz (0.015%) and highest at 20,000 Hz (0.07%).

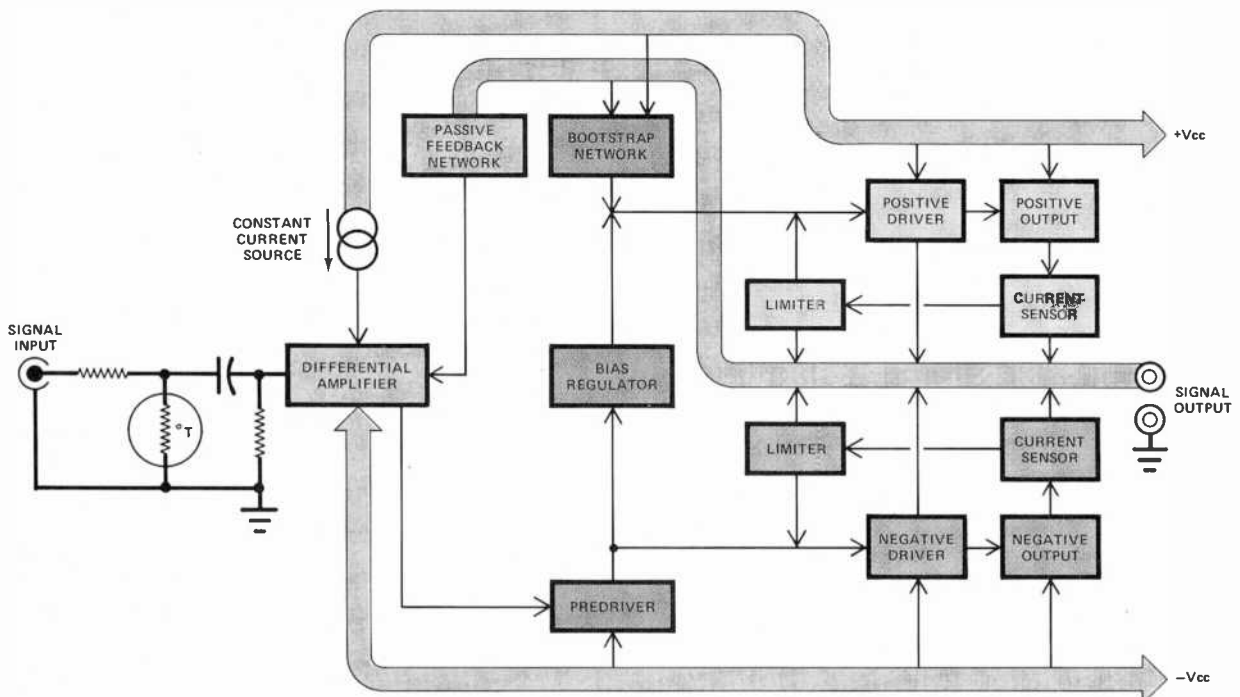
Driving the amplifier with a 1000-Hz sine wave of variable amplitude, we plotted the THD content in its output

against power delivered to the load. At 0.1 watt, distortion was 0.0015%. It gradually increased to 0.016% at 80 watts (into 8 ohms), 0.0215% at 90 watts, and 0.23% at 95 watts. Most of the distortion at 95 watts was the result of mild clipping. At lower power levels, the harmonic content consisted of second-, third-, and some higher-order products. The presence of low-level, high-order distortion products suggested that some crossover distortion was occurring. However, all harmonic distortion products were so weak that none was audible.

A similar test was conducted to determine how IM distortion varied with output power, using 60- and 7000-Hz sine waves. At 0.1 watt (all power levels are into 8 ohms), distortion measured 0.01%. As the amplifier generated more output power, the IM content increased but remained below 0.025% up to 60 watts and was only 0.06% at 95 watts. Again, actual test results were considerably better than Dynaco's published specifications.

We were pleasantly surprised by the accuracy of the power meters. They are not calibrated directly in watts. Instead, they have a logarithmic scale ranging from -20 to +3 dB like that of a standard VU meter.

When sensitivity of the meters is set at 0 dB, the 0-dB mark on the meter scale corresponds nominally to the rated output power of the amplifier.



Block diagram of one channel of the Stereo 150 Amplifier.



# I've finally found a personal computer I respect.

It's not surprising that professionals get excited about the Compucolor II. It's a totally-integrated 8080A system with full color graphics display, built-in 51K mini-disk drive, and the best cost performance ratio available in a personal computer.

The complete system is only \$1495\* And that price includes 8K user RAM, RS-232C compatibility and random access file capabilities.

Our 8 foreground and background colors will boost your comprehension, while introducing you to an exciting new dimension in BASIC programming. The vector graphics have 16,484 individually-accessible plot blocks. And the 13" diagonal measure screen gives you 32 lines of 64 ASCII characters. You also have the flexibility that comes with 16K Extended Disk BASIC ROM.

Compucolor II offers a number of other options and accessories, like a second disk drive and expanded keyboard, as well as expandability to 32K of user RAM. Of course we also have a whole library of low-cost Sof-Disk™ programs, including an assembler and text editor.

Visit your nearest computer store for details. And while you're there, do some comparison testing. With all due respect to the others, once you see it, you'll be sold on the Compucolor II.

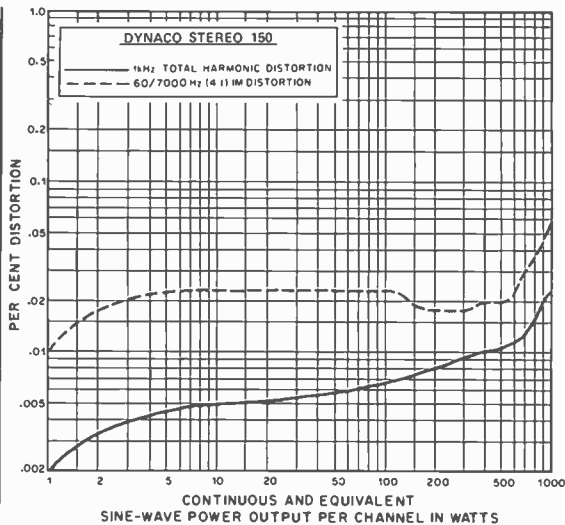


**Compucolor Corporation**

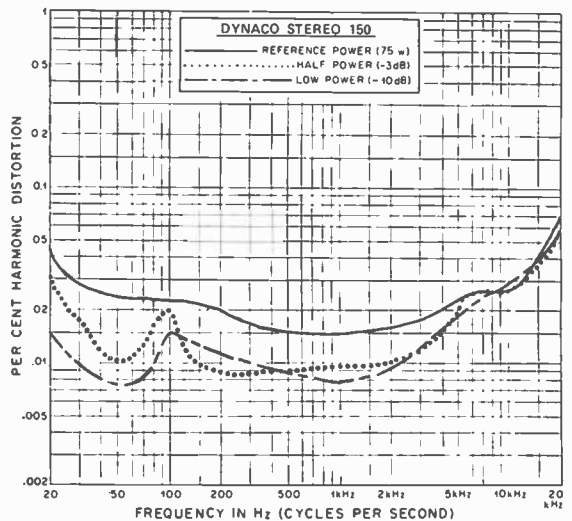


Unretouched photo of screen  
\* U.S. Domestic price

Compucolor Corporation Post Office Box 569 Nacross, Georgia 30071 Telephone 404/449-5996



THD and IM distortion at 8 ohms.



Percent harmonic distortion at three power levels.

With sensitivity set to  $-6$  dB, the 0-dB mark corresponds to 6 dB below rated power. Accordingly, in the  $-12$ - and  $-18$ -dB positions, 0 dB on the meter scale corresponds to  $-12$  and  $-18$  dB relative to the rated output.

Although this logarithmic calibration (and lack of direct calibration in watts) might at first seem inconvenient, it has definite advantages. A "correction factor" for various load impedances is built-in—0 dB on the meter scale when the sensitivity is set at 0 dB refers to the rated output power, whether the load is 4, 8, or 16 ohms. Of course, the numerical value in watts corresponding to 0 dB is different for each load impedance. An audiophile using the Stereo 150 to drive 4-ohm loads can consider 0 dB to be 100 watts, and has no need to ignore the common "watts into 8 ohms" scale.

Under steady-state conditions, the power meters proved to be extremely accurate. In the 0-dB sensitivity mode, the meters yielded a 0-dB reading at 72.6 watts/channel into 8 ohms. (The ideal figure would be 75 watts.) This amazing accuracy was not confined to the 0-dB mark on the scale. A reading of  $-1$  dB corresponded to 56.7 watts (ideally 59.6 watts);  $-3$  dB to 35.3 watts (ideally 37.5 watts);  $-5$  dB to 20.8 watts (ideally 23.7 watts);  $-10$  dB to 7.13 watts (ideally 7.5); and  $-20$  dB to 1.03 watts (ideally 0.75).

This steady-state accuracy was not confined to the 0-dB sensitivity mode. For example, in the  $-6$ -dB mode, a 0-dB reading corresponded to a power level of 18.6 watts, as compared to an ideal 18.75 watts. In the  $-12$ -dB mode, the 0-dB reading corresponded

to an output of 4.9 watts, as compared to an ideal of 4.68 watts. Finally, in the  $-18$ -dB mode, the 0-dB reading corresponded to 1.25 watts, very close to the ideal 1.17 watts.

capable of  
much higher level  
of performance  
than specifications  
suggest

To test the ballistics of the power meters, we applied a 0-3-second burst at 1-second intervals to the input to drive the amplifier to its rated output power. The meters were a bit slow, reaching a peak level of  $-1.5$  dB. This means that the meters are useful as indicators of average power levels, but not as true monitors of transient program peaks.

**User Comment.** The Stereo 150 sounded clean and neutral—the way an amplifier should sound. It was never distressed in performing tasks we assigned it, even when it was called upon to drive loads with substantial reactive components.

The protection systems were effective. Also, the volt-amp limiter and heat-sink thermistors protected the amplifier without the disconcerting abrupt cutoff often experienced with other amplifier protective systems.

However, we blew the 3-ampere speaker fuses supplied by Dynaco when we first attempted to measure the full-power output into 4-ohm loads. This was predictable (after the fact) because a 3-ampere fuse can pass only 36 watts to a 4-ohm load. Therefore, anyone planning to use the Stereo 150 to pump large amounts of power into 4-ohm speaker systems will have to use fuses with higher current ratings.

Although the amplifier has elaborate fusing facilities, only the speaker output fuses are accessible from the rear panel. To replace the ac line fuse or any of the four dc supply fuses, the side panels and the top cover must be removed. Even so, the four dc fuses are not easily reached. A similar problem was noted with regard to the pilot lamps that back-light the power meters (if the meter kit is installed).

We found the Stereo 150 capable of a considerably higher level of performance than its specifications suggest. It is not in the super-high-power class, but it can provide all the output that most audiophiles will ever need. The Stereo 150's clean sound, conservative design and operating stability commend it to any audiophile in the market for a medium-power basic power amplifier. Those who prefer amplifiers equipped with power meters will doubtlessly be interested in adding the surprisingly accurate meter option to the basic amplifier. Readers who enjoy kit building are given the option of buying the Stereo 150 in kit form and taking on a very easy assembly job while saving money.

CIRCLE NO. 101 ON FREE INFORMATION CARD





# Koss CM/530 "Mirror Image" Bookshelf Speaker System

CM/530 is designed to have a  $-3$ -dB response at 36 Hz, and the dome tweeter (which is acoustically loaded by a ring or collar that extends about  $\frac{1}{4}$  inch, or 6 mm, from the base of the dome) has its high-frequency  $-3$ -dB response point at 17,000 Hz. Koss specifications are exceptionally complete, including the test conditions.

In the rear of the CM/530 is a three-position toggle switch that raises or lowers the tweeter level by 3 dB about a nominally flat center setting ("flat" being defined by Koss as a uniform power spectrum in the far field of the speaker). Near the switch are the insulated spring connectors and a protective fuse.

**Laboratory Measurements.** It is recommended by Koss that the speakers be placed with the driven cones of the two units toward the center of the room (in a normal horizontal "bookshelf" installation). We placed them in that position, about 7 feet apart and at ear level. The smoothed frequency response in the reverberant field of the room was spliced to a close-miked, low-frequency curve to form a composite response curve.



The Koss Model CM/530 is a moderate-priced, two-way bookshelf speaker system

that uses a 1" dome tweeter and what the manufacturer calls a "quasi-vented" bass radiator. The low-frequency section includes a passive cone to augment the woofer output at the lowest frequencies.

The CM/530 is manufactured in mirror-imaged pairs, in the interest of better dispersion and stereo imaging throughout the listening area. Each speaker is in a walnut cabinet, with a dark brown, acoustically transparent cloth grille. Enclosure dimensions are  $13\frac{3}{4} \times 11\frac{3}{4} \times 24$ " (35 x 30 x 61 cm), and each speaker weighs 35 lb (15.9 kg). Suggested retail price is \$175 per speaker.

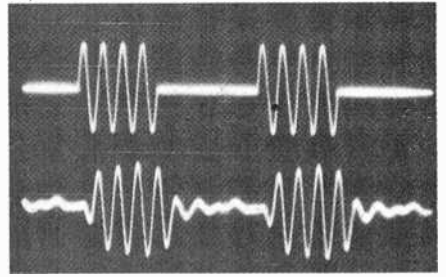

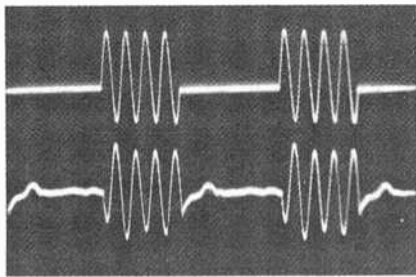
**General Description.** Removing the snap-on grille reveals what appears to be two 8" woofers, with a dome tweeter between and slightly above them (with the speaker in a horizontal position). However, only one of the 8" cones is a woofer, the other being a passive cone that radiates the lower bass frequencies. Since the driven cone is not required to make large excursions to handle the deep bass, it can be designed to operate at relatively high frequencies without

breakup, making possible a crossover to the tweeter at 3000 Hz.

The low frequency section of the

## Performance Specifications

Specification	Rating	Measured
Bandpass response (far field integrated power response)	$-3$ dB at 36, 17,000 Hz $-6$ dB at 30, 20,000 Hz	$-3$ dB 25, 16,500 Hz $-6$ dB 20, 20,000 Hz
Polar response (within 90-degree included angle)	$-3$ dB: 8000 Hz $-6$ dB: 10,000 Hz	— —
IM distortion (41.2 & 440 Hz, 1:1 2 V, 1 m on axis)	Less than 2%	—
Crossover frequency	3000 Hz	Confirmed
Reference sensitivity (2 pi steradian load 1 m on axis 2.83 V sine input)	88 dB SPL	Confirmed (using noise, 1 octave, 1000 Hz center)
Minimum recommended amplifier power	15 W/channel	—
Maximum recommended amplifier power	75 W/channel	—
Impedance	Nom: 7 ohms Min: 4 ohms	Min: 5 ohms
Spectrum shape control ( $\pm 3$ dB)	Tweeter	Confirmed
Input power overload protection	Fused 3AG 2A	Confirmed



Tone-burst responses for (left to right) 100, 1000, and 10,000 Hz.

The low-frequency response was measured separately for the driven and passive cones, on the same chart paper, and combined to form a single response. The crossover between them was at 45 Hz, with the passive cone being responsible for practically all the output below that frequency. The response flatness of the driven

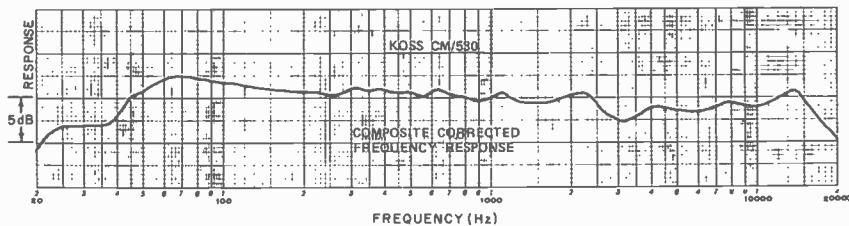
Bass distortion was 1% or less down to 40 Hz, rising slowly to 5% at 25 Hz at a 1-watt drive level. Increasing drive to 10 watts resulted in distortion of 2 to 3% down to 35 Hz, with a rapid rise down to 25 Hz. The impedance of the CM/530 system was about 5 ohms in the vicinity of 200 Hz and above 3000 Hz, rising to 16 ohms

measured frequency response always sound good. This leaves plenty of room for individual preferences, of course, as the speaker has yet to be made that will please everyone. Nevertheless, we expected the CM/530 to be at least a very listenable speaker based on its measured results. It was all of that, and more!

The Koss CM/530 exhibited almost no tendency to impart a "heaviness" to male voices, as so many speaker systems do. (The woofer output rises only a couple of decibels at 70 Hz.) Moreover, dispersion of the dome tweeter, even at the highest frequencies, was exceptional. There was very little difference between response curves we obtained from the two speakers (the test microphone was on the axis of the left speaker and about 30 degrees off axis of the right speaker). The sound is completely unified and nonlocalized. Thus it gave no sense of emanating from such a small box, let alone from the three drivers inside. When we placed the CM/530 units on top of some large floor-standing speakers, the illusion that the big ones were playing was very strong. So clearly, there is nothing "compact" about the sound of the CM/530.

The CM/530 is not the first speaker we have tested that uses a passive radiator to augment the woofer at the lowest frequencies. It is certainly one of the better examples of the genre, however. In conclusion, Koss's CM/530 is a thoroughly exceptional speaker, and one is not likely to find another at its price with better sound.

CIRCLE NO. 102 ON FREE INFORMATION CARD



Composite corrected frequency response for Koss CM/530 Speaker System.

cone, up to 1000 Hz, was remarkably good. As the wavelength of the sound approached the dimensions of the speaker, the close microphone placement produced an irregular frequency response at the higher frequencies, as might be expected.

When we spliced the two curves, at about 1000 Hz, we obtained one of the flattest speaker frequency-response curves we have yet measured! The overall variation was  $\pm 3$  dB from 25 to 16,500 Hz, with a notable lack of holes or peaks between those limits. The tweeter switch had the rated effect, a change of  $\pm 3$  dB above about 3000 Hz. The center position gave the flattest overall response to our test instrumentation (and to our ears, as well).

at 20 Hz, 25 ohms at 55 Hz, and 11 ohms at 1800 Hz. Our sensitivity measurements confirmed Koss's ratings, with a 2.83-volt input of random noise

one of the flattest frequency-response curves we have yet measured

in an octave bandwidth at 1000 Hz, giving an 88-dB SPL at 1 meter from the speaker. The tone-burst response was excellent at all frequencies.

**User Comment.** In our experience, speakers that give a smooth mea-

## Stanton "Open-Air" Dynaphase 35 Stereo Headphones



The Stanton Dynaphase 35 is a lightweight, 15-ohm (at 1000 Hz) stereophonic headphone. Each earcup contains a dynamic driver with a 1.5" (38-mm)

(Continued on page 38)

# WHEN THE GOING GETS TOUGH, BECKMAN'S NEW DIGITAL MULTIMETERS KEEP GOING.



## Featuring new continuity function.

If you've ever been troubled by a faulty multimeter—or had to use one that wasn't quite up to the tougher jobs—your troubles are over. Now there's the Beckman line of digital multimeters. A new generation of 3½-digit models that combine superior reliability with highly versatile features.

Features like a unique continuity test function. With Beckman's new Insta-Ohms™ quick continuity indicator, you no longer need an analog VOM for fast, convenient continuity checks.

There's also 10-amp current ranges, in-circuit resistance measurement capability in all six-ohm ranges, a dedicated diode test function, and up to two years normal operation from a common 9V battery.

The Model TECH 310 with all these features,

7 functions, 29 ranges, and 0.25% Vdc accuracy is only \$130.

The Model TECH 300 with 0.5% Vdc accuracy, but without the continuity function or the 10-amp current ranges, is just \$100.


Whichever model you choose, you get a multimeter that won't let you down. There's exceptional overload and 6kV transient protection, plus ruggedness to take a 6-foot fall and to come up working.

So get the Beckman digital multimeter that performs and keeps on performing. No matter how tough the going gets. For information on the complete line and accessories, write or call your local distributor or the Advanced-Electro Products Division, Beckman Instruments, Inc., 2500 Harbor Boulevard, Fullerton, CA 92634, (714) 871-4848, ext. 3651.

# BECKMAN



“If you’re going to learn electronics, you might as well learn it right!”



*“Don’t settle for less. Especially when it comes to career training...because everything else in your life may depend on it. That’s why you ought to pick CIE!”*



**You've probably seen advertisements from other electronics schools. Maybe you think they're all the same. They're not!**

**CIE is the largest independent home study school in the world that specializes exclusively in electronics.**

### Meet the Electronics Specialists.

When you pick an electronics school, you're getting ready to invest some time and money. And your whole future depends on the education you get in return.

That's why it makes so much sense to go with number one... with the specialists... with CIE!

### There's no such thing as bargain education.

If you talked with some of our graduates, chances are you'd find a lot of them shopped around for their training. Not for the lowest priced but for the best. They pretty much knew what was available when they picked CIE as number one.

We don't promise you the moon. We do promise you a proven way to build valuable career skills. The CIE faculty and staff are dedicated to that. When you graduate, your diploma shows employers you know what you're about. Today, it's pretty hard to put a price on that.

### Because we're specialists, we have to stay ahead.

At CIE, we've got a position of leadership to maintain. Here are some of the ways we hang onto it...

### Our step-by-step learning includes "hands-on" training.

At CIE, we believe theory is important. And our famous Auto-Programmed® Lessons teach you the principles in logical steps.

But professionals need more than theory. That's why some of our courses train you to use tools of the trade like a 5 MHz triggered-sweep, solid-state oscilloscope you build yourself—and use to practice troubleshooting. Or a beauty of a 19-inch diagonal Zenith solid-state color TV you use to perform actual service operations.

### Our specialists offer you personal attention.

Sometimes, you may even have a question about a specific lesson. Fine. Write it down and mail it in. Our experts will answer you promptly in writing. You may even get the specialized knowledge of all the CIE specialists. And the answer you get becomes a part of your permanent reference file. You may find this even better than having a classroom teacher.

JUNE 1979

### Pick the pace that's right for you.

CIE understands people need to learn at their own pace. There's no pressure to keep up... no slow learners hold you back. If you're a beginner, you start with the basics. If you already know some electronics, you move ahead to your own level.

### Enjoy the promptness of CIE's "same day" grading cycle.

When we receive your lesson before noon Monday through Saturday, we grade it and mail it back—the same day. You find out quickly how well you're doing!

### CIE can prepare you for your FCC License.

For some electronics jobs, you must have your FCC License. For others, employers often consider it a mark in your favor. Either way, it's government-certified proof of your specific knowledge and skills!

More than half of CIE's courses prepare you to pass the government-administered exam. In continuing surveys, nearly 4 out of 5 CIE graduates who take the exam get their Licenses!

### For professionals only.

CIE training is not for the hobbyist. It's for people who are willing to roll up their sleeves and go to work... to build a career. The work can be hard, sure. But the benefits are worth it.

### Send for more details and a FREE school catalog.

Mail the card today. If it's gone, cut out and mail the coupon. You'll get a FREE school catalog plus complete information on independent home study. For your convenience, we'll try to have a CIE representative contact you to answer any questions you may have.

Mail the card or the coupon or write CIE (mentioning name and date of this magazine) at: 1776 East 17th Street, Cleveland, Ohio 44114.



Patterns shown on TV and oscilloscope screens are simulated.

## CIE Cleveland Institute of Electronics, Inc.

1776 East 17th Street, Cleveland, Ohio 44114  
Accredited Member National Home Study Council

**YES...** I want the best of everything! Send me my FREE CIE school catalog—including details about troubleshooting courses—plus my FREE package of home study information.

PE-91

Print Name \_\_\_\_\_

Address \_\_\_\_\_ Apt. \_\_\_\_\_

City \_\_\_\_\_

State \_\_\_\_\_ Zip \_\_\_\_\_

Age \_\_\_\_\_ Phone (area code) \_\_\_\_\_

Check box for G. I. Bill information:  Veteran  Active Duty

**MAIL TODAY!**



Mylar diaphragm. The earcups rest on the ears without sealing tightly so that the phones do not completely exclude ambient sounds.

Each earcup has a soft, vinyl-covered foam cushion and is vented to the outside through its rear. The light spring headband is also vinyl-covered and padded for wearing comfort. A separate signal cable, is attached to each earcup; the two meet in a molded Y junction that terminates a light-weight 10-ft (3-m) cord. The other end of the cord has a molded stereo phone plug with a built-in strain relief to minimize breakage of the cable's conductors where they enter the plug. Total weight is only 8.5 oz (264.4 g).

The headphones are rated to handle a maximum input of 0.2 watt/channel. At a 0.1-volt input (0.0007 watt), the rated output is 100 dB SPL at 1000 Hz. The frequency response (no test conditions or tolerances stated) is claimed to be 20 to 20,000 Hz, and distortion (frequency not stated) is rated at less than 0.5% for a 110-dB SPL. Price is \$45.

**Laboratory Measurements.** The frequency response of the headphones was measured with a slightly modified ANSI headphone coupler. The phones were driven from a power amplifier through a series resistance of 100 ohms. (All amplifiers and receivers with headphone outputs have built-in series resistors to protect phones from damage, though there is no standardization of the value. We set our own standard of 100 ohms, unless the manufacturer specifies otherwise.) The drive level ahead of the 100-ohm resistor was 3 volts.

Frequency response was relatively flat from 150 to 500 Hz rolling off at lower frequencies at a rate of 8 to 9 dB/octave. Following a peak of about 6 dB at 850 Hz, the output at higher frequencies became irregular and cut off sharply above 10,000 Hz. The irregularity we observed is commonplace in headphone measurements and cannot be disassociated from the internal dimensions of the coupler, just as the listening room has a major effect on the perceived frequency response of a loudspeaker. Independent evidence has shown that a fair amount of irregularity in the midrange and highs may contribute to naturalness and be preferable to a flat response. Compared to an average of the response liked best by listeners in one set of tests, the Stanton shows somewhat less output at midrange frequencies and a fairly sharp rolloff of the highs. It should be borne in mind, however, that ears are highly individual, and no single response characteristic will be optimum for all people.

The SPL output in the flat portion of the midrange response was 110 dB at the 3-volt level, which corresponded to about 0.4 volt at the headphones themselves. Harmonic distortion was measured at the same input level over a 50-to-5000-Hz range. As expected, it was higher at very low frequencies, partly because the fundamental output fell off rapidly below 150 Hz. Distortion was down to 1% at 300 Hz and higher frequencies, reaching a fine 0.63% at 1000 Hz. Impedance of the phones measured about 15 ohms across most of the audio range, with a broad rise to 25 ohms at 130 Hz and to just over 20 ohms at 20,000 Hz.

**User Comment.** The Dynaphase 35 phones were exceptionally comfortable, even when worn for extended listening periods. The combination of minimal weight with well-designed and softly padded headband and earcups appears to be close to the optimum for a headphone. Accordingly, it does not press uncomfortably at any point of contact with the wearer's head or ears and does not produce a "closed-in" feeling like some phones that seal tightly.

The sound of the phones has a pleasant and airy character, though without the precise resolution that more high-frequency response would provide. Moreover, it maintains resolution in the low-bass region, avoiding the tubby quality found in many phones with high output in this region. As is generally characteristic of phones that ride on the ears rather than surrounding them, these give a relatively dry sound that would probably endear them more to a fan of popular music than to a classics buff. At no point, however, did we find anything in the distortion or frequency-response characteristics that we felt would contribute to listening fatigue.

While it is true that headsets selling for substantially higher prices are capable of outperforming the Stanton, it is fully comparable with those in its price range. To the extent that its sound differs from that of competing units, the choice of one or another model must be made on the basis of personal taste. Our tests show no appreciable difference in quality.

A point to consider is that most competitive phones have an impedance in the 200-to-600-ohm range. Although they can be driven easily from any amplifier or receiver, many cassette decks have low-impedance headphone outputs and cannot produce a really useful listening level with high- or medium-impedance phones. In contrast, the Stanton Dynaphase 35 should be an excellent choice for anyone who expects to use headphones for listening directly to the output of a tape deck as well as for those who wish moderately priced phones that will both reproduce sound most satisfactorily and allow one to hear a telephone ring or someone talking. Furthermore, the phones are attractive looking and the extra-long cord is most welcome.

CIRCLE NO. 103 ON FREE INFORMATION CARD

# YOU ASKED FOR IT YOU GOT IT

## DSI

### QUIK-KIT®

## 50 HZ TO 550 MHZ COUNTER KIT

95% ASSEMBLED 100% TESTED

*Performance You Can Count On*

#### FREQUENCY COUNTER APPLICATION:

- Ham Radio — Two Way Radio — CB
- Audio Amplifier & Receiver Repair
- Computer Maintenance & Construction
- A Must for TV & PLL Repair

**\$99.95**  
MODEL 3550K

includes built-in  
Pre-Amp & Prescaler



#### DSI OFFERS THE BEST OF TWO WORLDS . . .

An unprecedented DSI VALUE . . . in a high quality, LSI Design, 50 HZ to 550 MHZ frequency counter kit. And, because it's a DSI innovation, you know it obsoletes all competitive makes, both in price & performance.

With 95% of the assembly completed by DSI, you are only one hour away from solving all of those difficult bench problems, from adjusting 60 HZ clock-time bases to setting the frequency of a 468 MHZ Mobile Radio.

**FACT:** Every 3550 QUIK-KIT® PC board is factory assembled and tested before shipment. **FACT:** The problems of bad LED's, IC's, and Capacitors are a thing of the past. **FACT:** No manufacturer except DSI offers a 550MHZ frequency counter with . . . 8 digits, .5 in. LED's, TCXO, 1HZ resolution and a one year warranty on parts for under \$100.00. **FACT:** We do not know how long we can hold this low, low price. **GO WITH THE LEADER . . . BUY A DSI FREQUENCY COUNTER KIT TODAY. SAVE TIME & MONEY AND BE ASSURED IT WILL WORK THE FIRST TIME.**

#### DSI — GUARANTEED SPECIFICATIONS

Time Base TCXO 1PPM 65° to 85° F  
**Freq. Range** 50HZ to 550MHZ incl. two SO239 inputs  
**Resolution** 1HZ to 55MHZ, 10HZ to 550MHZ  
**Gate Time** 1 sec & 1/10 sec with Auto Decimal Point  
**Display** 8 digits, ½ inch LED with Leading Zero Blanking  
**Sensitivity** 25MV @ 25MHZ, 150MHZ, 250MHZ;  
 75MV @ 450MHZ  
**Power Batt.**, 12VDC @ 300Ma, 110VAC (with AC-9)

3550K Kit . . . . . \$99.95  
 T-101 Ant. . . . . 3.95  
 AC-9 AC Adp. . . . . -7.95  
 Shipping, Handling, Ins. . . . 10.00

3550W Wired . . . . . 149.95  
 T-101 (incl.) . . . . . NC  
 AC-9 (incl.) . . . . . NC  
 Shipping (incl.) . . . . . NC

**CALL TODAY TOLL FREE: (800—854-2049) Cal. Res. CALL (800—542-6253) TO ORDER OR RECEIVE MORE INFORMATION ON DSI'S FULL PRODUCT LINE OF FREQUENCY COUNTERS RANGING FROM 10HZ TO 1.3GHZ**


**TERMS:** MC - VISA - AE - Check - M.O. - COD in U.S. Funds. Orders outside of USA & Canada, please add \$20.00 additional to cover air shipment. California residents add 6% Sales Tax.

**DSI INSTRUMENTS, INC.**  
 7924 Ronson Road, Dept. G, San Diego, CA 92111

CIRCLE NO. 15 ON FREE INFORMATION CARD



You know what Technics quartz-locked direct drive does for records. Now listen to what it does for cassettes.



Accuracy good enough for even the most demanding professional, that's what Technics quartz-locked direct-drive turntables are all about. And that's why radio stations use them and discos abuse them.

Now you can record your records as accurately as a Technics turntable plays them. With the RS-M85, our new quartz-locked direct-drive cassette deck. Not only does it give the kind of transport-accuracy that's hard to beat, it has that kind of price, too. The reason for all this accuracy: The performance of Technics direct drive combined with the precision of our quartz oscillator.

The RS-M85's servo-controlled system compares the motor rotation with the unwavering frequency of the quartz oscillator and instantly applies corrective torque if any speed deviations are detected.

To complement that accuracy, Technics RS-M85 has a Ser dust head with a high-end frequency response of 18,000 Hz, low distortion and excellent dynamic range.

Since there's nothing ordinary about the RS-M85's

performance, there's nothing ordinary about its meters. The RS-M85 features Fluorescent Bar-Graph meters. They're completely electronic and therefore highly accurate. Response time is a mere 5µs. There's also a peak-check mode plus two selectable brightness levels.

To all this sophistication, the RS-M85 adds all this: A separate, coreless DC motor for real drive Dolby NR\* Full IC logic control in all modes. A low-noise, high-linearity amplifier section. And a 3-position bias/ EQ selector with bias fine adjustment.

Also available is Technics RP-C70. An optional full function infrared wireless remote control.

Technics RS-M85. Compare specifications. Compare prices.


FREQ. RESP. (CrO<sub>2</sub>): 20-18,000 Hz. WOW AND FLUTTER: 0.035% WRMS. S/N RATIO (DOLBY): 67 dB. SPEED DEVIATION: No more than 0.3%.

Technics RS-M85. A rare combination of audio technology. A new standard of audio excellence.

\*Dolby is a trademark of Dolby Laboratories, Inc.

**Technics**  
Professional Series

CIRCLE NO. 52 ON FREE INFORMATION CARD

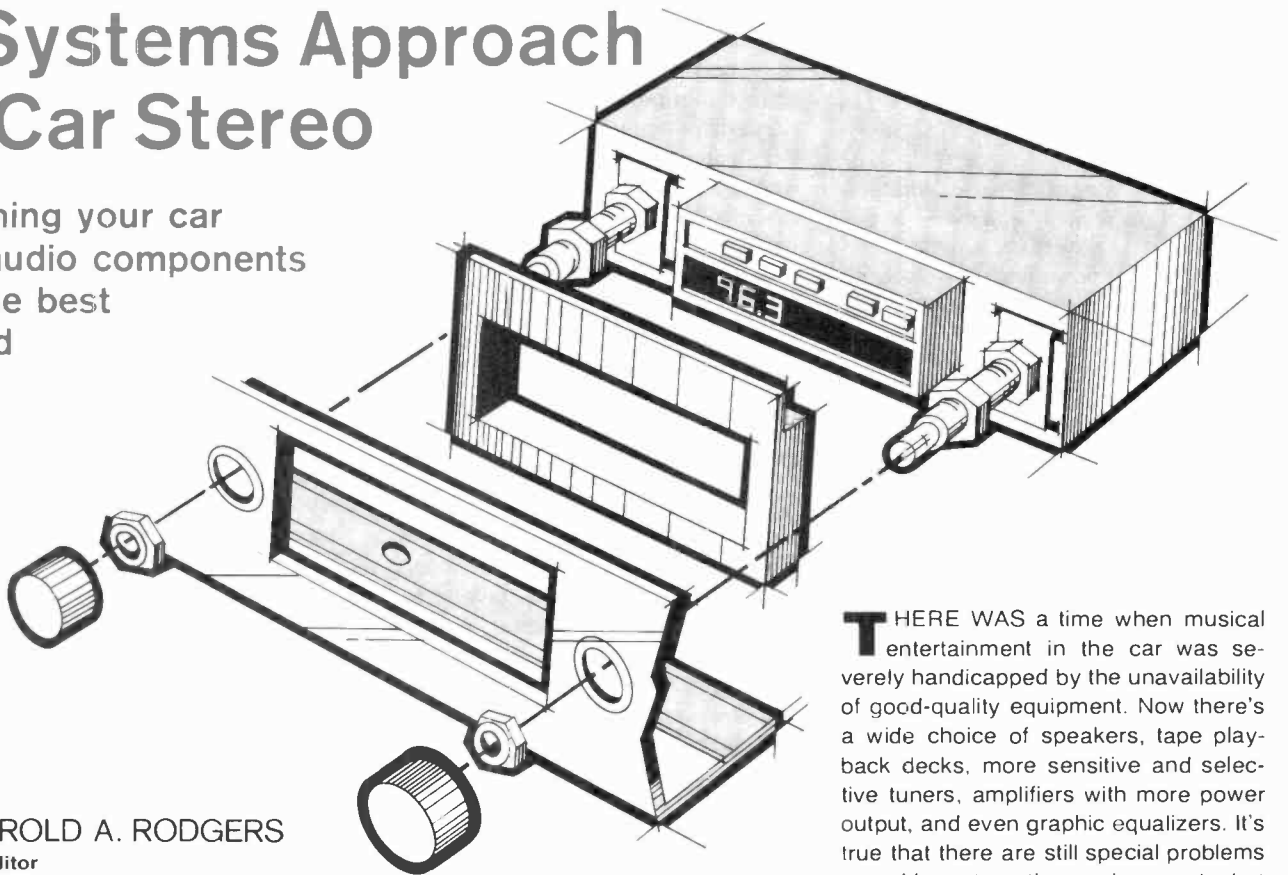


## Special Focus on Mobile Sound & CB

- A SYSTEMS APPROACH TO CAR STEREO
- POLARITY PROTECTION FOR MOBILE EQUIPMENT
- HOW ELECTRONIC SIGNAL-SEEKING CAR RADIOS WORK
- TUNE YOUR CB ANTENNA WITH A FIELD-STRENGTH METER

### A Systems Approach to Car Stereo

Matching your car and audio components for the best sound



BY HAROLD A. RODGERS  
Senior Editor

**T**HERE WAS a time when musical entertainment in the car was severely handicapped by the unavailability of good-quality equipment. Now there's a wide choice of speakers, tape playback decks, more sensitive and selective tuners, amplifiers with more power output, and even graphic equalizers. It's true that there are still special problems posed by automotive environments, but these can be resolved with sufficient success to make listening to stereo in the car an attractive proposition. Though car audio is not quite on a par with what



can be realized in the home, it certainly adds a lot of pleasure to traveling.

Anyone who seeks maximum attainable performance from a stereo system installed in a car must face some basic problems, such as high extraneous noise levels, restricted space for component installation, limitations of mobile audio and radio equipment, and unfavorable acoustic properties of the vehicle interior. Furthermore, it is necessary to solve or minimize these problems without hurting driving efficiency.

If you're buying a new car and elect to add factory-installed audio equipment, some of these challenges (though not all, by any means) will be met. However, the prices and levels of performance are such that factory units do not usually represent the best value. If you can install your own car audio gear, the difference separating factory-installed prices and attainable hi-fi performance will tilt even more to nonfactory equipment.

Here is an approach designed to help you select a sound system for your vehicle while maximizing return on money spent and avoiding pitfalls that may prevent system performance from being as good as it should.

**Laying the Groundwork.** Whatever your final plans may be, it's wise to prepare the car to accept the sound system. Regardless of how simple or elaborate the system turns out to be, care taken at this stage pays dividends. If you are ordering a new car, be sure to include as much sound-deadening treatment as possible. This might be an option, such as more insulation between the overhead liner and the car's metal top. Every dollar saved by scrimping here will cost many more in the long run—if the same level of performance is to be obtained. Even the model of car can be an important choice, as there can be considerable variation from one to the next. For example, *Car and Driver* finds that the interior noise levels of four luxury cars ranging in price from about \$11,000 to \$22,000 fall between 65 and 71 dBA when measured at a 70-mph cruise. (The least expensive of this group, the Buick Riviera S type, is the quietest.) Adherence to the national speed limit should improve these figures by a dBA or two and yield noise levels that, while not too bad, are still some 20 dB above those found in an average residence.

Air conditioning, which allows windows to be kept rolled up in summer, thus limiting aerodynamic and traffic noises, is also desirable (assuming the blower is operating at a low speed). So are tires with treads designed to produce minimum noise. You should note, too, that "hot rodding" and car stereo are not a good mix. If you favor good sound quality on the road, avoid using heavy-duty or sport suspensions, which generally transmit more road noise than standard systems, and any sort of performance modifications (headers, free-flow exhausts, turbochargers, etc.) that encourage an engine to behave noisily.

Should you wish to add a sound system to a fairly noisy vehicle you already own, it will pay you to install an acoustical treatment yourself. Fiberglass batting, to be installed along firewalls and the undersides of hoods, among other places, can be obtained from automotive supply houses. Also resonant panels can be deadened by injecting plastic foam into the cavities behind them. Use a closed-cell foam to avoid problems with moisture, and be sure not to fill spaces that provide clearance for moving parts or that you will need as mounting locations for loudspeakers. In vans whose sound systems will be used with the vehicle stationary much of the time, control of acoustic noise is less critical.

Suppression of electrical noise is best achieved in a new vehicle by ordering the package that goes along with factory-installed sound systems. (Most automotive manufacturers, preferring to sell their own sound systems if they can, don't say much about the existence of the electrical noise suppression package, but it can usually be selected as a separate option.) If you are retrofitting into an older car with no radio or sound system, you will probably have to troubleshoot electrical noise problems should they occur.

Another consideration, especially if you are contemplating a super-power audio system, is whether the car's electrical system can stand the extra current drain. A high-output alternator and heavy-duty battery could be a wise investment. The minimum recommended, particularly if the car has numerous electrically operated accessories, is sufficient instrumentation to warn of excessive current draw or voltage drop. With meters rather than standard "idiot

lights," you will know when to turn off non-essential items temporarily if problems occur. If it is expected that the sound system will operate for extended periods with the engine turned off, a dual battery system with a high-output alternator might be required.

**Choosing the Components.** "Buy cheap, pay dear," is an old maxim that also applies to car stereo equipment. There are a variety of special needs that automotive stereo equipment must meet. For instance, car stereo gear must withstand vibrations and gross changes in humidity. It must also be as small as possible while retaining high performance. Moreover, it must cope with a listening environment vastly different from that at home.


One vexing problem is that the interior finish of a car is highly absorptive at midrange and high frequencies. Moreover, the limited internal volume of a car does not allow bass frequencies to propagate efficiently. The low notes may, in fact, excite resonances at frequencies well within the audio bandpass. Another irritating problem is that few cars have locations that are both functionally and cosmetically ideal for speakers.

A reasonable solution for high and middle frequencies can be achieved by locating loudspeakers as close to the listeners' ears as possible, making sure that the high frequencies can follow straight paths to the ears. At the same time, however, adequate bass performance demands that speakers be baffled and vent their back radiation into a reasonably large space.

For these and other reasons (as in home systems, full-range drivers often have difficulties handling extremes of the audio spectrum), systems that strive for more than modest performance generally use multiple drivers with appropriate crossovers. When they can be mounted so that high frequencies don't suffer excessive attenuation, the two-way minispeakers of the type offered by ADS, Visonik, and others can provide very fine performance. To do their best, though, they require substantial power (25 watts per channel or more) from the electronics. They have two principal drawbacks. One is theft security; they do not mount flush and may therefore invite unwelcome attention. They can, of course, be dismantled and stored out of



# IN-DASH PRODUCT SAMPLER



Here are some examples of the diverse models available in in-dash car stereo radios. Sparkomatic's Model SR-2400 (top) is an AM/FM stereo radio combined with an 8-track tape player. The large digital readout can display either time or station frequency tuned in. Motorola's Model TC-881AX (second from top) is rated at 8 watts total system power. The AM/FM stereo unit incorporates a cassette player that ejects tape automatically at end of play. Craig's Model T-688 (center), also an AM/FM stereo unit, has a cassette player equipped with Dolby noise reduction. Sharp's Model RG-5252 (second from bottom) features an Automatic Program Search System (APSS) that allows the cassette player to skip to next recorded selection or repeat the current one. It also includes an AM/FM stereo radio and 14 watts system power and is designed for foreign-made cars. Grundig Model GCM-4600 (bottom) AM/FM stereo radio/cassette player features FM muting and a local/distance sensitivity switch. It has a European DIN input connector.



sight when the vehicle is unattended. The other is that they take up valuable interior vehicle space or block part of the rear window.

Unitized, multi-way speaker systems that do mount flush are available from numerous manufacturers, such as Motorola, Jensen, EPI, Advent, Kriket, Marantz, Sparkomatic, KLH, and Pioneer, among others. These too are capable of excellent results, but their proper mounting can pose problems.

Since optimum performance from the woofer sections requires baffling with the rear wave venting into a space of reasonable size, the rear deck seems like a natural location. This is fine as far as the bass goes, but the midrange and highs now must bounce off of several surfaces, some highly absorptive, before being heard. Advent deals with the problem by equalizing the system

(which comes with integral power amps) to make up for the losses. This idea is more universally applicable if the electronics package includes an equalizer and power amps that can provide the necessary muscle. But beware of applying it to budget systems—you can get amplifier clipping or failing speakers by pushing things too far. Most of the better integrated speakers have the needed power-handling capability.



Another approach is to use separate drivers, readily available from a large number of companies, for the separate frequency ranges. The flexibility gained this way can solve a host of problems. For example, woofers (or even a single woofer fed from both channels, since low frequencies are not very directional) can be mounted on the rear deck, with the midrange drivers surface-mounted high on the doors and the tweeters high

on the dash. Now the bass drivers are well baffled, the midranges are reasonably close to the ears, and the tweeter output can be heard without being reflected first. Purists may complain about "time smear," noting that radiation of the various units travels radically different distances to the ear. Whatever the audible effects of this may be, I doubt that even a 12th-degree golden ear could complain of them too much in a moving car. And even if he can, there is usually not much that can be done about it.

Generally speaking, it is easier to use a speaker "separates package" from a single manufacturer than to mix brands. However, if you feel that no one company has just what you want, certain precautions are in order when mating drivers from various sources: (1) Make sure that all have the same nominal impedance. It is very difficult to fit crossovers

## UNDER-DASH EQUIPMENT SAMPLER

*Fujitsu Ten's Model PA-150F is a four-channel power amplifier with rated output power of 20 watts per channel.*



*Boman's Audio Graphic Equalizer, an add-on for the company's Models Mach 80 and 90 car radios, contains a front/rear fader, a tuning-level meter, and five bands of equalization.*

*Panasonic's Model CA-9500 is really a mobile components package of three modules: AM/FM stereo tuner, preamp with cassette deck, and a power amp. It is shown with a CSMB-1 mounting bracket, which allows for an adjustable angle and has a quick-release latch.*



to a mix of 4-ohm and 8-ohm drivers, among other problems that could arise. (2) Be certain that the speakers can handle the power delivered by the electronics and, conversely, that the electronics can drive the speakers to the levels you want. In a high-powered system, you may wish to resort to multiple drivers in each frequency range (purists again notwithstanding). Identical drivers can be connected in parallel, series, or series-parallel depending on the desired impedance of the combination. But most amps cannot take heavy drive when loaded with less than 3 ohms or so without running into trouble.


Having chosen speakers, you will next want to decide what power amplifiers to use ahead of them. The important parameters here are how much power the speaker system requires to produce a given level of loudness and how much

power it can handle before apparent distortion or self-destruction sets in. For low- through middle-performance systems, the all-in-one units that combine single sources, controls, and power amps may well suffice, although separates offer more flexibility (a separate power amp could be hidden in the trunk, for example). A high-performance system, on the other hand, will almost certainly require separates.


One of the greatest obstacles to high-power audio in automobiles is the limited voltage available from the electrical system. The 12 to 14 volts normally supplied can deliver only 4 watts or so to an 8-ohm load. One way to get around this limitation is to use different amps for each frequency range, with electronic crossovers. Another technique, which in theory raises power output by a factor of four, is to connect the speaker across

the hot leads of two amps with a common ground, driven in opposite phases. Strapping, or bridging, as this method is called, effectively doubles the minimum impedance the amplifiers can tolerate: a pair of strapped amplifiers individually rated to handle 4-ohm loads would not be safe with less than 8 ohms. But even bridged amps are limited to 16 watts or so. To go higher than this, many integrated units, separate amps, and boosters are operated from power supplies that use dc-to-dc converters to give higher voltage.

As noted earlier, the acoustics of a car interior can pose some peculiar problems, many of which yield at least in part to equalization. A graphic equalizer, then, can be considered a near necessity in an optimum installation. The function of the equalizer will not be to act as a "super tone control." Rather, it should



*A high-performance tape-only system combining a Nakamichi Model 250 cassette player and biamplified Model 2002 speakers from ADS.*



*The Marantz SA-230 mobile integrated amplifier features separate bass and treble controls, switchable high-cut filter, and 40 watts rated maximum power.*



*Sanyo's Model FT-1405 permits retaining a stock AM radio, while adding an FM stereo radio and a cassette player, and is designed for biamplification.*





be used to adjust the system for the flattest output response that can be achieved, leaving more conventional tone controls for use in equalizing the program. In fact, a case can be made for mounting the graphic equalizer so that its controls are inaccessible. The reason is that deficiencies in source material are not generally confined to single bands; usually, one end of the spectrum rises or falls too fast. This is far easier to correct with an ordinary tone control than with a graphic equalizer, especially when you have to concentrate on driving as well. Second, if a good graphic setting is disturbed, restoring it can be difficult.


Program material in a high-quality car

stereo will largely originate from FM radio and tape. For a first-class system, it is essential that the radio and tape sections be of high quality. Once an inadequate "head-end" device deteriorates a signal, nothing can be done to correct it. Furthermore, the better the "downstream" components are, the more they will expose such deterioration. In practical terms, this means that, though integrating a factory-installed radio into the system may be tolerable where moderate performance will suffice, it will seldom suffice for an optimum system. Skimping on the antenna, incidentally, is also a bad idea. And it is wasteful to install wideband speakers and amps only to feed them signals whose "highs"

have been stripped away by a marginal-performance tape player.

For playing prerecorded tapes, you have a choice between eight-track players, once undisputed kings of the road, and cassette decks, which held sway at home. Cassette players, whether integrated in an all-in-one unit or separate, are far and away the most popular car types for more serious audio enthusiasts. Perhaps owing to competition, eight-track car tape players have been upgraded to a bandwidth generally comparable to that of cassettes—and they have the advantage that prerecorded software is abundant. Besides, they allow the option of discrete quadraphonics. Cassette decks, still uncontest-

## LOUDSPEAKERS FOR MOBILE USE



*Here's an example of how different speakers can be used to enhance car stereo sound, using Kriket "Audio Separates" drivers. Dome tweeters are installed high in dash (left), 5-inch midrange/woofers mount in front doors (center); Domaxial™ biamplified full-range speakers mount in trunk (right).*

*Opposite page: KLH Model 693 DMSC (top left) is a three-way, full-range loudspeaker designed to fit a car's standard 6" x 9" cutout. Jensen's tweeter/midrange module kit (top right) consists of two surface-mount modules and associated crossover/level-control unit. The Roadstar Model 6044 (lower left) is a two-way minispeaker whose adjustable bracket allows speakers to be aimed for the best sound coverage. Pioneer Bodysonic (lower right), shown with its associated amplifier, uses special transducers mounted in cushion to produce bass that can be felt.*

ed in the home, offer the advantage that an existing library of tapes can readily be pressed into mobile service. True, there is the problem that few car players are equipped with Dolby noise reduction, which is nearly ubiquitous in home machines. But this is not as serious as it may seem; the extra "brightness" given by undecoded playback of a Dolby-encoded tape can be helpful in a car.

Whether the tape and radio are combined in a single unit or not depends partly on what space is available in your vehicle and partly on personal taste. As with home audio, separates allow more flexibility in upgrading and expansion. All-in-one units usually offer advantages of compactness and lower total cost.

Whatever you decide, take into account the fact that when the car reaches trade-in age, you will either have to trade the audio system with the car or restore the interior to nearly pristine condition after removing the system if you are to avoid losing a considerable part of the value invested. Bear in mind, too, that the system that fits your present vehicle may not fit the next one.

Before we go on to consider actual installation, a few special situations are worth considering. A good car audio system may keep the vehicle's acoustics at bay, but a dead-sounding quality that results from high absorptiveness of the interior is hard to defeat. Help is available from Sound Concepts with its

time-delay system and Fosgate with its Tate SQ quad system. Both of these use an extra pair of speakers and associated power amplifiers to route ambient information derived from the stereo signal to the back of the car. Both methods can be worth the extra effort and expense, particularly since speakers of relatively modest capabilities can perform very well in handling ambience only. Moreover, high-frequency demands are few in this application, simplifying installation and placement as well.

**Installing the Equipment.** Once you have selected speakers and decided where they should be located, it is a good idea to proceed slowly and make





sure that they will actually fit before cutting any holes. Remember, too, that neatness counts—especially if you value the equity in your car. In general, a speaker will sound best mounted flush with its supporting surface. Cavities and/or sharp edges promote coloration due to diffraction and resonances. Once in place, speakers should be protected by acoustically transparent foam unless they have integral grillwork. Additional protection can be had by backing up the foam with screening or wire mesh.

Mounting speakers in doors may be necessary, but mechanical and acoustical considerations—not to mention the danger of rain leaking past the window gasket—make it a less than optimum choice. Proceed by removing the interior trim panel and check to see if there is a place inside the door where the speaker will not interfere with either the window or door-latch mechanisms. Once such a location is found, a layer of sound-deadening material should be cemented to the inner surface of the sheetmetal "skin" to prevent sound issuing from the back of the speaker from being reflected through the cone. This treatment should be given to any mounting cavity, save, perhaps, the trunk, whose dimensions may make this impractical.

Rear-deck mounting is more straight-

instead that an additional wire be used. When bridged (strapped) amplifiers are used, neither side can be grounded to the chassis, of course. For good results, speakers should be connected with wire no smaller than #18 gauge (#16 is probably an even better choice). Care must be taken to wire all speakers in correct phase. If the speakers are all of the same type, this can be accomplished by observing markings on the terminals. If the speakers are mixed, polarity must first be determined. An easy way of doing this is to connect a 1.5-volt cell across the terminals and observe cone movement for a positive signal.

Crossovers can present difficulties in finding the best phasing, particularly when the individual drivers are not mounted in the same location. It may be a good idea to connect drivers of a multi-way speaker system with molded nylon connectors to allow experimentation.

Electronics can be mounted either in the available dash cutouts or located under the dash. Amplifiers, especially those of high power, will lead a longer life if well ventilated. Systems of modest power can be fed power via a spare fuse in the car's fuse block. But when large amounts of current are to be drawn, connection is best made directly to the battery, with the equipment turned on and

source of the interference is elusive, a "sniffer coil" (Fig. 1) and a pigtail (Fig. 2) can help in tracking it down. Sometimes, speaker leads can act as antennas, feeding interference into power amps and elsewhere. Often the solution is to add inductance by feeding several turns of the speaker leads through a ferrite core or adding a high-current filament choke (20 to 30 microhenries) in series with each hot leg. Low-pass filters designed for speaker leads are also a possibility, but be sure that they don't set the amp into oscillation. Any of these should be as close to the amplifier as possible.

Once the entire system has been installed and is operating without significant interference, you may wish to check its frequency response and, if a graphic equalizer is included in the package, tune it for best or flattest results. This can easily be done with an inexpensive sound-level meter and a test cassette. Alternatively, you could feed the output of a battery-operated signal generator into an input intended for a tape player and proceed from there. Should you choose to record your own test cassette using a signal generator or test record (1/3-octave bands of pink noise make excellent test signals), remember that it will be necessary to record the cassette at -20 VU or less

Diagrams courtesy Champion Spark Plug Co.

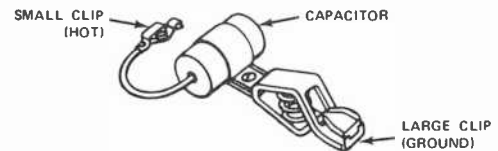
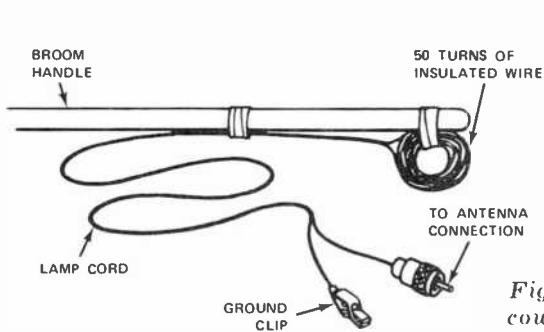


Fig. 2. Capacitor with alligator clips can be used as a temporary bypass to pinpoint a cause of interference.

Fig. 1. "Interference sniffer" has coil on broomstick, coupled to radio antenna. Maximum sound in loudspeaker is produced when coil is brought near source of r-f noise.

forward mechanically. However, since speakers are exposed to the sun in that location, proper protection with a grille is even more important. If the vehicle is relatively airtight, it may be a good idea to allow some air leakage between the passenger compartment and the trunk. That way, slamming a door with the windows closed is less likely to rupture the speaker cones.

Although it is possible to use the automobile chassis as a ground return for the loudspeakers, several manufacturers advise against doing so, suggesting

off by means of a relay controlled by the key switch or the main power switch. In this case, in-line fusing is imperative.

Should interference rear its ugly head, the best course is to try to find the source and eliminate it there. In some cases, it may be necessary to filter the supply voltage taken from the battery, or to add bypass capacitors to parts of the ignition system, to the voltage regulator and alternator or across motor contacts. Such bypasses must be added carefully, as they can interfere with the function of the device in question. Where the

if high-frequency response is to be maintained.

When you actually run the test, you probably won't be able to get a flat response across the audio band, but if you can manage, say,  $\pm 5$  dB from 100 Hz to 16 kHz, you are doing well. The limited volume of the car interior makes it unlikely that frequencies below 100 Hz will propagate efficiently. Besides, you are unlikely to find program material with highs beyond 16 kHz anyway. What is more important than the absolute span of bandwidth is balance. If there is an



unavoidable loss of extreme bass, you may want to roll off some treble to compensate—or vice versa. For this, your ear will do far better than any test instruments. Indeed, if there is any doubt, believe your ears rather than instruments.

**Safety Considerations.** One obvious concern in installing an auto sound system is that it pose no hazards for the driver or passengers. The following points should be carefully addressed in making sure that this is so: (1) Be certain that all components are adequately protected by fuses. (2) Make sure that all parts are rigidly fixed in place so that they will not come loose in an accident and act as missiles. Be sure, too, that externally mounted components do not present a hazard to other occupants, whether it's getting in or out of a car or

as a dangerous obstacle that one might hit his head on during an accident or quick stop. (3) In some cars, the rear deck is a metal structure that acts as a firebreak between the fuel tank and the passenger compartment. If you have cut through this to install speakers, it is best to surround the speakers from the rear with heavy wire mesh so as to regain some of the protection, unless the speaker is well encased by metal. (4) Some manufacturers of high-powered amplifiers warn that it is possible to create sound pressure levels in a car that are dangerous to hearing. Use your judgment as to how loud you play your system, and try to be aware of when you start experiencing listener's fatigue. Also, don't allow music to isolate you, the driver, from real-world sounds, such as an emergency vehicle's siren.

**Conclusion.** We have now covered the major considerations involved in making an audio system part of your automobile. Individual installations are bound to depart from the generalized approach taken here, but most of the additional problems you are likely to encounter will probably yield to common sense. Your mobile listening system is, of course, no substitute for a concert hall, nor should it be compared to what you have at home. Mr. Masaneo Okatani, a spokesman for Pioneer, sums up the difference: ". . . in home audio, we try to give the listener the sensation that he is seated in a concert hall. Car stereo gives more of an 'on-stage' feeling . . . as if the listener is one of the musicians." Come to think of it, when you're faced with a long, boring trip, "on-stage" is not a bad place to be. ◇

# Polarity Protection for Mobile Equipment

A silicon diode or modular bridge rectifier can be inexpensive insurance against reverse-voltage damage to CB or car stereo

BY ROBERT J. TRAISTER

**T**ODAY'S solid-state mobile electronics gear is, as a rule, rugged and dependable. However, it is susceptible to damage if its power leads are inadvertently cross-wired to the vehicle's dc supply. Unless mobile gear contains reverse-polarity protection, the user runs the risk of "popping" one or more of the unit's semiconductors if a wiring error is made. Fortunately, such protection can easily be added to any existing dc-powered equipment. This article will describe how this is done using readily available, inexpensive components.

**Adding Polarity Protection.** An important property of a semiconductor diode is that it conducts when forward biased (anode positive with respect to cathode) but acts as an open circuit when reverse biased. This property is commonly employed to rectify ac into dc, but can also form the basis of re-

verse-polarity protection for dc-powered equipment.

The simple schematics of Fig. 1 show a dc power supply (represented as a 12-volt battery), a polarity-sensitive load (shown as a resistor with polar markings and a power switch), and  $D1$ , a silicon diode. When the load is connected to the supply so that their polarities agree (Fig. 1A) and the power switch is closed,

$D1$  becomes forward-biased and current flows through the load.

If the leads to the power supply are transposed, as in Fig. 1B,  $D1$  becomes reverse biased when the power switch is closed. The diode acts as an open circuit and prevents the potentially destructive reverse voltage from reaching the load. Under these conditions, the load will receive no power and will act

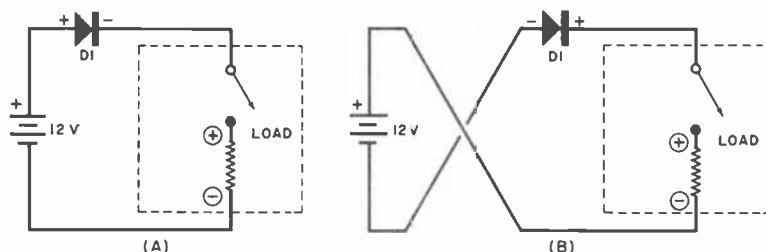


Fig. 1. Inserting a silicon diode in positive power lead prevents reverse voltages from reaching polarity sensitive load.



“dead,” as if a fuse had blown. No damage will have occurred, however, and the load will function normally as soon as the leads to the power supply are transposed.

For CB and auto radios (excluding those with significant audio output), a 50-PIV, 3-ampere silicon rectifier will be adequate. Power-hungry components such as audio or amateur r-f power amplifiers will require diodes capable of handling larger amounts of current. To determine the proper current rating of a protective diode, ascertain the amount of current drawn by the component to be protected. Do this experimentally, by measuring the current with an ammeter, or by consulting the manufacturer’s literature. Double the measured or published value—the result is a safe current-handling rating for the protective diode. The PIV rating of the diode is not critical as long as it is at least 50 volts.

The protective diode can easily be added to any dc-powered equipment. If space permits (and a warranty is not voided by opening the enclosure), the diode can be installed inside the gear to be protected. Most equipment will easily accommodate the modest size of a silicon diode. However, if warranty considerations preclude mounting the diode internally, it can be wired into the positive power lead using an in-line fuse holder. Solder connections can be made between the diode leads (trimmed to size) and the small, flat contacts which normally touch the ends of the fuse.

Whether the diode is mounted internally or externally, make sure that it is properly oriented (anode toward the supply, cathode toward the load). Otherwise, reverse-polarity protection will not be afforded. To the contrary, a diode installed backwards will block current

when the power leads are connected correctly and will pass reverse voltage to the load when the power leads are transposed!

**Another Method.** We have seen that simple diode protection prevents reverse voltage from reaching the load (and prevents the load from functioning) when the power supply leads are transposed. There is another way to protect dc-powered equipment from the application of reverse voltage. This second method, employing a modular bridge rectifier, enjoys a significant advantage over the simpler scheme already discussed. It automatically routes dc of the correct polarity to the load, whether the leads to the power supply are transposed or not.

A full-wave modular bridge rectifier is used in this application in Fig. 2. The bridge rectifier comprises four diodes (labelled A through D) in one package with four leads. Two of the leads are normally employed for the application of ac, and are customarily marked “AC,” with sine waves (as in Fig. 2), or left unmarked. The two leads from which pulsating dc is normally extracted are designated + and -, referring to the polarity of the dc output. It is to these latter terminals that the load should be connected with strict attention to polarity (+ to +, - to -) if polarity protection is to be obtained. If this is done, it is irrelevant how the ac terminals of the bridge rectifier are connected to the power source. Here’s why.

If the bridge is connected to the power supply as shown in Fig. 2A, diodes B and C are forward-biased and connect the load’s positive side to the positive terminal of the power supply and the load’s negative side to the negative sup-

ply terminal. Diodes A and D are reverse-biased and effectively not in the circuit.

If the leads from the bridge to the power supply are transposed (Fig. 2B), diodes A and D become forward-biased and diodes B and C become reverse-biased. The positive side of the load is connected to the positive side of the supply by way of diode D. Similarly, the negative side of the load is connected to the negative supply terminal by way of diode A. It can thus be seen that even though the leads to the power source are transposed, the load still receives dc of the proper polarity. The switching action of the bridge rectifier diodes is responsible for this and ensures that the load never sees reverse voltage as long as the load is connected to the bridge as shown.

In all vehicles, one side of the dc electrical system (usually the negative side) is grounded to the chassis. If the chassis of the equipment to be protected serves as ground for the circuits it houses (which is often the case), one of the two forward-biased diodes in the bridge will be short-circuited—assuming that the chassis of the equipment makes contact with the body of the vehicle, a valid assumption in many installations. For example, assume that the vehicle electrical system of Fig. 2 is one employing a negative ground return. Grounding the chassis of the load bypasses diode C (Fig. 2A) or diode A (Fig. 2B). This is of no consequence, however, because diode B (Fig. 2A) or diode D automatically routes positive voltage to the positive side of the load.

The same ratings that were discussed earlier with respect to the single protective diode apply to the modular bridge rectifier. A 50-PIV, 3-ampere bridge will be adequate for most auto radios and CB transceivers. In general, the bridge should have a current-handling capacity that is double the current drawn from the power source by the load to be protected. There is no advantage to be gained from using a bridge with a PIV rating significantly greater than 50 volts.

Because a modular bridge is not as compact, mounting it presents more of a problem than that encountered with a single diode (which really presents no problem to speak of). If space permits, the bridge can be mounted inside the

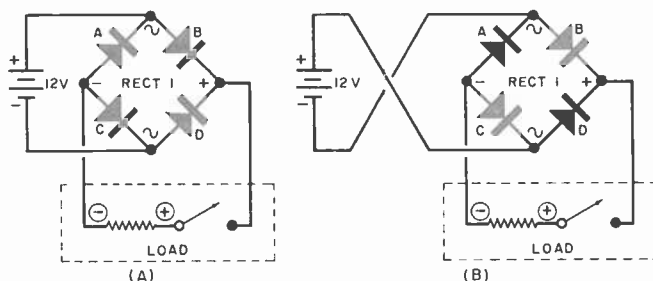


Fig. 2. Modular bridge rectifier automatically routes dc of correct polarity to load if connected as shown here.

equipment enclosure. A bridge with a center mounting hole could be installed on the inside or outside of the rear panel, or on any flat surface nearby. Be sure the lugs or leads of the modular bridge do not come in contact with exposed metal surfaces. If necessary, apply silicone cement to the exposed contacts or pot the entire bridge (after connection of leads) in epoxy.

**Voltage Drops.** Using a single diode or bridge rectifier will cause the load to receive slightly less than the full output voltage of the battery or alternator. This is because a forward-biased silicon diode exhibits a voltage drop of approximately 0.6 volt that remains relatively constant as the current varies. Therefore, a load protected by a single diode will receive, say, 13.2 volts instead of


13.8 volts. A load protected by two of the diodes in a modular bridge will receive 12.6 volts.

These voltage drops might sound dramatic, but are really small enough to be neglected. In practice, they will cause no deleterious effects in radio or audio equipment, and are a small price to pay for immunity from the destructive potential of reverse voltages. ◇

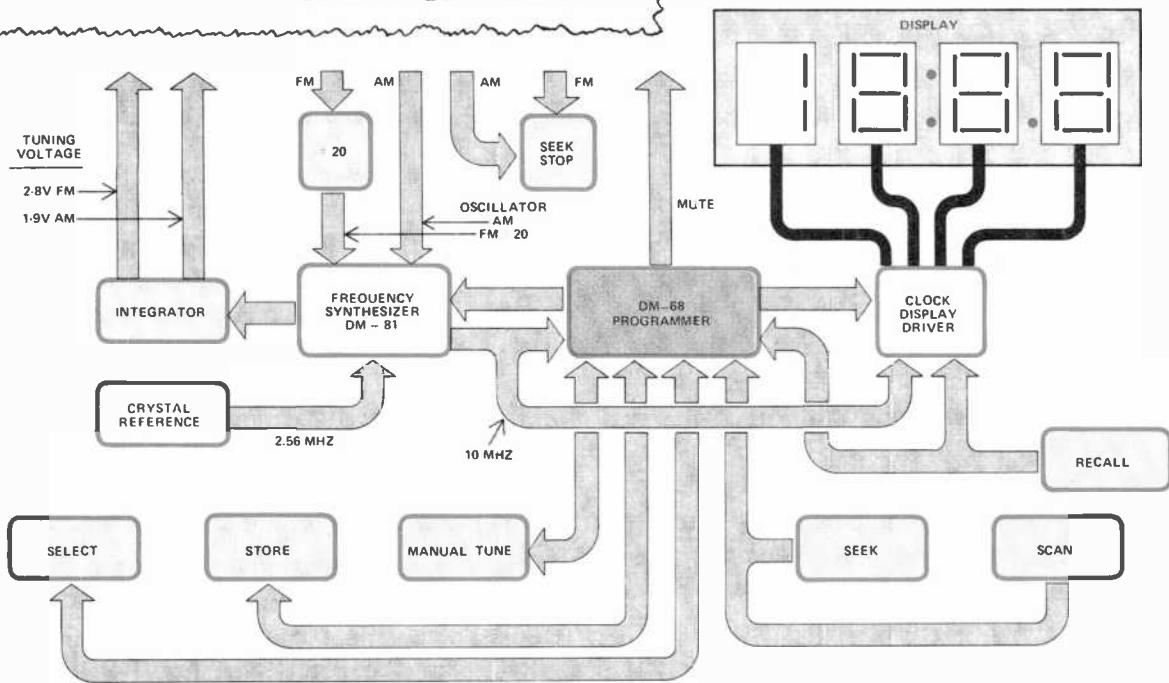
# Electronic Signal-Seeking Car Radios-- How They Work

BY JOSEPH J. CARR

Courtesy Delco Electronics Div., GM Corp.



At left is the electro-mechanical Delco "Wonder Bar" radio, a signal-seeking system continually refined over the years. Below is a diagram of the company's all-electronic model, first introduced last year.



**S**IGNAL-SEEKING car radios represent the pinnacle of automation in an automobile. By pressing a button on

the radio or a footswitch, the dialing mechanism advances to the next strong signal up-band and stops at a perfectly

tuned-in broadcast station. Thus, a driver enjoys increased driving safety and operating convenience.

(Continued on page 56)



# Train with NTS for the MicroComputers, digital the first name



## MicroComputers



The world of electronics is daily becoming more challenging. Technology is growing more specialized, and the importance of digital systems increases every day. Test instruments, home entertainment units and industrial control systems are all going digital. And now, NTS training programs include a wider choice of solid-state and digital equipment than ever before offered in any home study course: Advanced NTS/Heath digital color TV (25" diagonal with optional programming capability), NTS/Heath microcomputer, digital test equipment, digital stereo receiver (70 watts per channel), NTS compu-trainer, plus much more state-of-the-art equipment to make your training exciting and relevant.

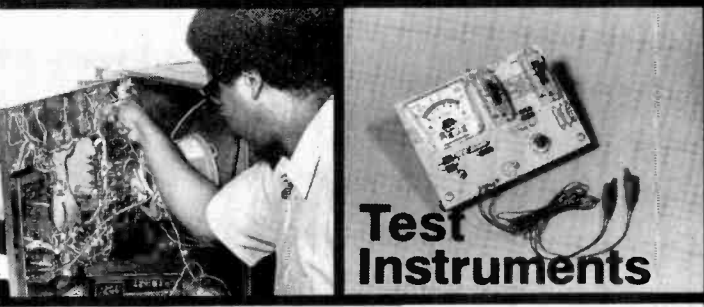
The equipment you receive with NTS training programs is selected to provide you with a solid

background in electronic systems. Kits and lessons are designed to work together to demonstrate electronic principles and applications. The kit-building not only shows you how electronic hardware functions, but how various circuit designs accomplish different purposes. Your lessons guide you through any number of experiments associated with many projects. This is the Project-Method, and it works. Step-by-step, you learn how and why digital electronics has become a part of our world, and the even bigger role it is sure to play in the future.

Whether you are looking for training in Consumer, Commercial, or Industrial electronics, NTS offers fourteen courses, some basic, many advanced, in several areas of electronics. An all-new full-color NTS catalog shows you what each course covers,

# electronics of the future.

systems and more...from  
in home study.



**Test Instruments**




**Digital Color TV**



Simulated TV Reception



**Basic Electronics**



and every piece of equipment included.  
Send for it today, and see for yourself what's really happening in electronics training technology at NTS. Find out how much has changed, and what new directions the field is taking. You'll probably want to be a part of it.  
It's free. Just mail the card or coupon. Today.

**NO OBLIGATION. NO SALESMAN WILL CALL.  
APPROVED FOR VETERAN TRAINING.**

**NATIONAL TECHNICAL SCHOOLS**

TECHNICAL-TRADE TRAINING SINCE 1905  
Resident and Home-Study Schools  
4000 South Figueroa St., Los Angeles, Calif. 90037

**NATIONAL TECHNICAL SCHOOLS** Dept. 205-069  
4000 South Figueroa Street, Los Angeles, California 90037

Please send FREE Color Catalog and Sample Lesson.

- Color TV Servicing
- B & W TV and Radio Servicing
- FCC License Course
- Electronic Communications
- Electronics Technology
- Audio Electronics Servicing
- Digital Electronics
- MicroComputers/MicroProcessors

Name \_\_\_\_\_

Address \_\_\_\_\_

Apartment Number \_\_\_\_\_ Age \_\_\_\_\_

City \_\_\_\_\_

State \_\_\_\_\_ Zip \_\_\_\_\_

- Check if interested in G.I. Bill information.
- Check if interested ONLY in classroom training in Los Angeles.

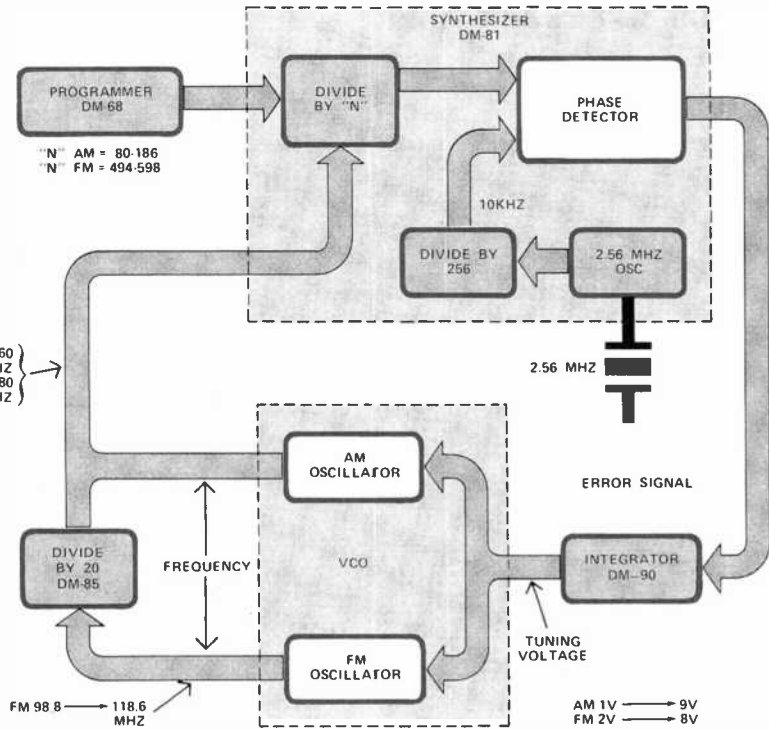


Fig. 1. Tuning voltages are obtained from an integrator controlled by a frequency-synthesizer IC. The latter, in turn, is controlled by a digital programmer IC.

There are three basic types of signal-seeker radio: motor-driven, spring-driven, and all-electronic. The first two are electro-mechanical and have been in use since the 1950s. The all-electronic seeker radio, is a more recent development, and will be discussed in detail.

**All-Electronic Seekers.** For the 1978 model year, Delco engineers developed a digital car-radio-tape-player combination unit with seeker/scanner capability. This was a giant step forward from its spring-driven "Wonder Bar" model that, though continually refined, dates back more than 20 years. It uses a power spring to drive the permeability tuning mechanism that's coupled to a rack and worm-gear assembly, while the all-electronic seeker system is tuned by a phase-locked-loop (PLL) circuit. In the electronic seeker, both AM and FM local oscillators are voltage-tuned using Vactor variable-capacitance diodes in their respective tuned circuits. (The intermediate frequencies commonly used in U.S.-built auto radios are 262.5 kHz on AM and 10.7 MHz on FM.) The tuning voltage to cover the entire band is 2 to 8

volts on FM and 1 to 9 volts on AM. These voltages are obtained with an integrator circuit, under control of the DM-81 frequency-synthesizer IC in Fig. 1 which is, in turn, controlled by the digital DM-68 programmer IC.

The DM-81 contains a phase detector, divide-by-N counter, and 10-kHz clock that consists of a 2.56-MHz crystal-controlled oscillator and a divide-by-256 circuit. The 10-kHz signal serves as the reference frequency against which the AM and FM local oscillator frequencies are compared. The AM local oscillator signal is applied directly to the DM-81, while the FM local oscillator signal is first divided by a factor of 20 before being applied to the DM-81.

The divide-by-N stage in the DM-81 divides the local oscillator signal down to 10 kHz so that it can be compared with the reference signal. Division ratio N is determined by the DM-86 programmer in the form of a digital N code. The specific N code determines which station is being tuned by the radio.

If the output of the divide-by-N counter and the reference frequency (10 kHz) are the same, the phase detector's out-

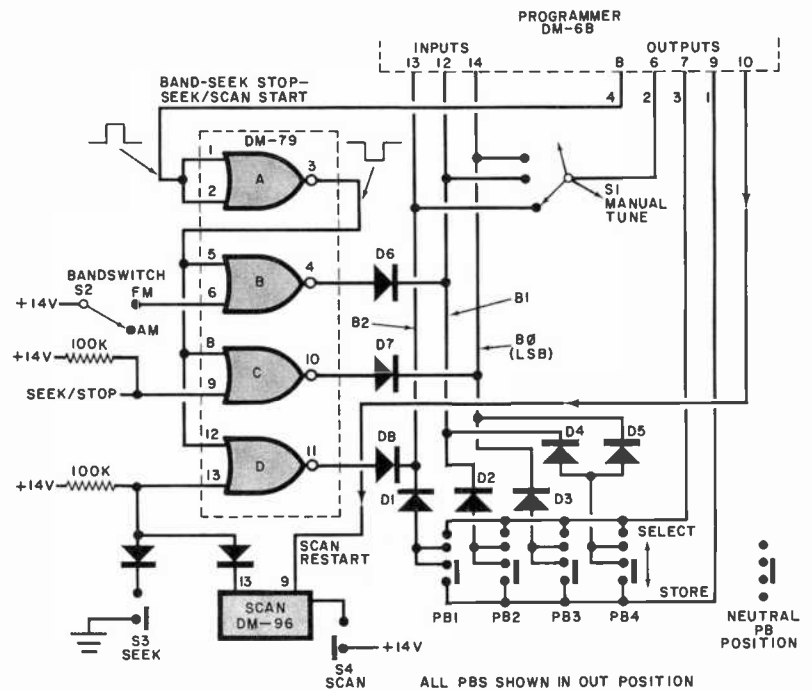


Fig. 2. Schematic of the DM-68 digital programmer control circuits that produce the different modes of operation. It has 3-bit input and 4-bit output buses.



put is near zero. When the station is changed, the DM-68 programmer responds by generating a new N code and the output of the counter will no longer be 10 kHz. In this case, the dc integrator's output voltage will begin to change in a direction to bring the local oscillator to the new frequency.

All tuning is controlled by the DM-68 programmer IC. It will recognize and respond to the following modes of operation: manual tune, select, store, seek, scan, and recall.

The manual-tuning mode allows the operator to select a station manually with the knob on the radio's front panel.

The recall mode affects only the digital display. Ordinarily, the station frequency is displayed only on initial turn-on, when a new station is selected, and when the RECALL button is pressed. At other times, the digital clock data is displayed.

The select and store modes have to do with pushbutton operation. The store mode stores in a register in the DM-68 the N code of the station being received. When one of the four selector buttons is pressed, the N code stored in the register for this button is recalled and fed to the divide-by-N counter in the synthesizer to tune in the desired station.

Seek and scan are similar functions.

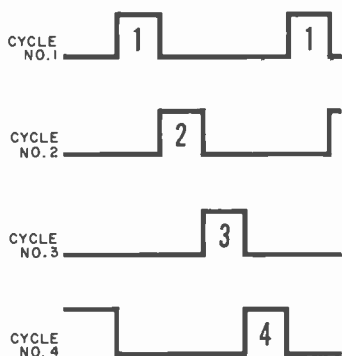


Fig. 3. Waveforms of the four output bus lines. They go high in sequence at an 80-Hz rate. Each controls one tuning mode.

Both are automatic tuning modes. In seek, the tuner advances to the next higher frequency station and stops. In the scan mode, on the other hand, the tuner stops at each active station for about 5 seconds and then goes on to the next station unless the scan command is cancelled. This allows the driver to survey all stations in his area before selecting a given one.

The DM-68 control circuits that produce the different modes of operation are shown in Fig. 2. There are two data buses—a 3-bit input and a 4-bit output bus. The output bus lines are normally low. They go high in sequence (see Fig.

3) at an 80-Hz rate. Each of these cycles, numbered 1 through 4, controls one of the tuning modes.

Cycle 1 controls the operation of the front-panel pushbuttons in the store mode. When the pushbutton is pulled out, the store function is engaged. Pushing in the pushbutton activates the select function.

The DM-68 knows what to do by monitoring the data applied to the input bus during each successive cycle. If a station is to be stored on, say, PB2, one merely pulls out on PB2. When output line 1 goes high, a high is passed through isolation diode D2 to bit 1 of the input bus. The DM-68 "sees" the code 010, which informs it to store the N code of the station tuned in in a register that is accessed by PB2. The store codes for the other buttons are: 100 for PB1, 001 for PB3, and 011 for PB4.

Cycle 2 controls manual tuning. This radio differs from others by its lack of PTM. Hence, the manual tuning shaft on the front panel rotates a three-prong switch (S1) that is always connected to at least one input line. When output line 2 goes high, the DM-68 examines the input bus to determine if the data word is the same as it was on the immediately preceding cycle. If no change has occurred, no action is taken. If the new

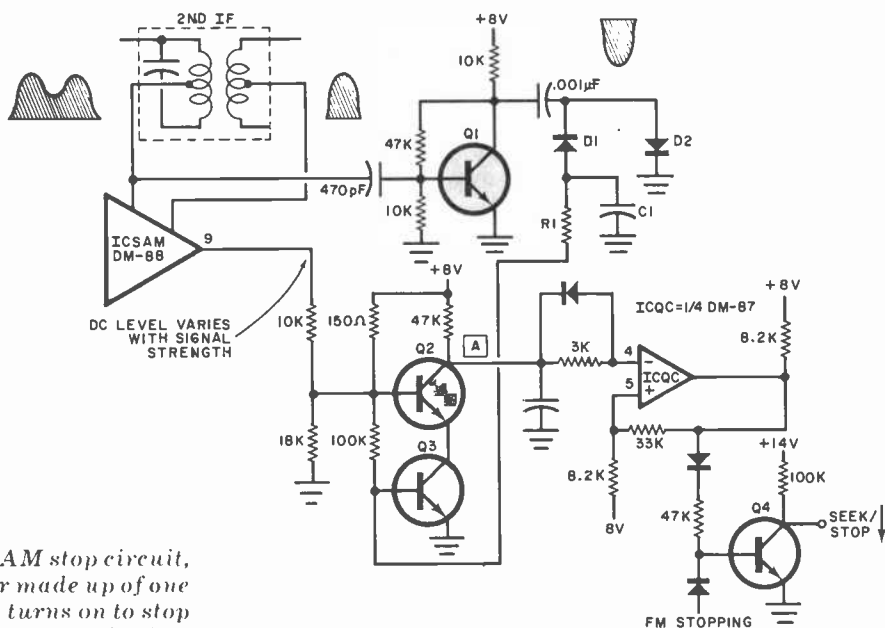


Fig. 4. Schematic of the AM stop circuit, when the output of the comparator made up of one fourth of DM-87 goes high, Q4 turns on to stop the seeker by supplying a signal back to NOR gate C in IC DM-79 in Fig. 2.



data word has changed from the previous one, however, the DM-68 increments or decrements the N code, depending upon the direction of the change made by the tuning knob.

Cycle 3 is the opposite of cycle 1. It selects the stations stored if one of the pushbuttons is pressed. Again using PB2 as the example, if PB2 is pressed,

also causes pin 13 to drop low, but it contains a 5-second RC timer to produce the scanning action described earlier. The DM-68 initiates a seek or scan if B2 is high during cycle 4.

Seeker stopping is controlled by gate C. This gate's input (pin 9) is normally held high, but drops low if the stop circuits indicate that a station is tuned in.

The collector of Q2 (point A) remains high unless both Q2 and Q3 are conducting. The AM agc voltage cuts off Q2, and Q3 is turned on by the voltage from R1. When both of these conditions are met, point A goes low to force the output of the comparator high. The high output of the comparator turns on Q4, stopping the seeking action.

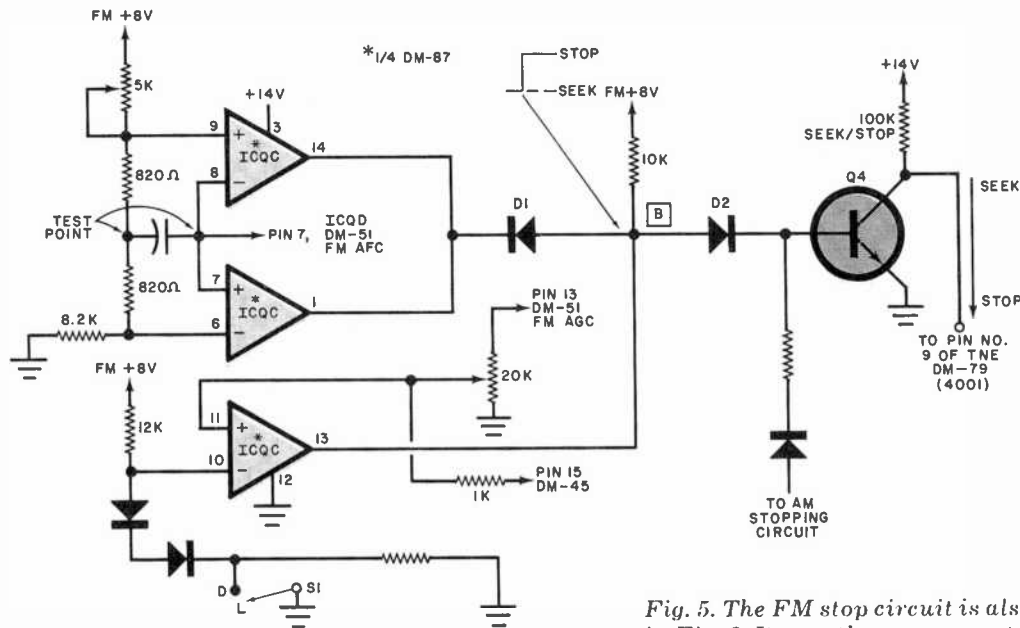


Fig. 5. The FM stop circuit is also tied back to the NOR gate in Fig. 2. It uses three comparators to determine if certain conditions have been met before stopping the seeking action.

the code on the input bus during cycle 3 will be 010. This "tells" the DM-68 to output the N code stored in register 010.

Cycle 4 controls bandswitching and all seeker functions. This cycle is controlled by DM-79, a 4002 CMOS NOR-gate IC. Section A inverts the DM-68's cycle-4 pulse and applies it to one input of each of the three remaining gates. This enables the gates during cycle 4. When the inverted cycle-4 pulse goes low, it enables sections B, C, and D.

Different N-code ranges are required for AM and FM tuning. Bandswitch S2 makes the remaining input of gate B high for FM and low for AM. The DM-68 tells which is selected by "looking" at input line B1 during cycle 4. If B1 is low, FM is selected, while if B1 high, the AM mode is selected.

Seek and scan are controlled by gate D. The input (pin 13) of this section is normally high. If it goes low, the DM-68 initiates seeking action. The scan circuit

The DM-68 recognizes this command by a high on input B0 during cycle 4.

**Stop Circuits.** The AM and FM stop circuits are shown in Figs. 4 and 5, respectively. In both cases, transistor Q4 is the seek/stop switch that is connected to NOR gate C in Fig. 2. The collector of Q4 goes to ground when a stop command is issued but remains high at all other times.

The AM stop circuit uses an IC comparator whose noninverting (+) input is biased by the +8-volt dc supply. Two signals, the 262.5-kHz AM i-f and a dc agc voltage, are used here. Transistor Q1 amplifies and inverts the i-f signal, which is rectified by D1 and D2 and filtered to dc by R1 and C1. The dc voltage from R1 is applied to the base of transistor Q3.

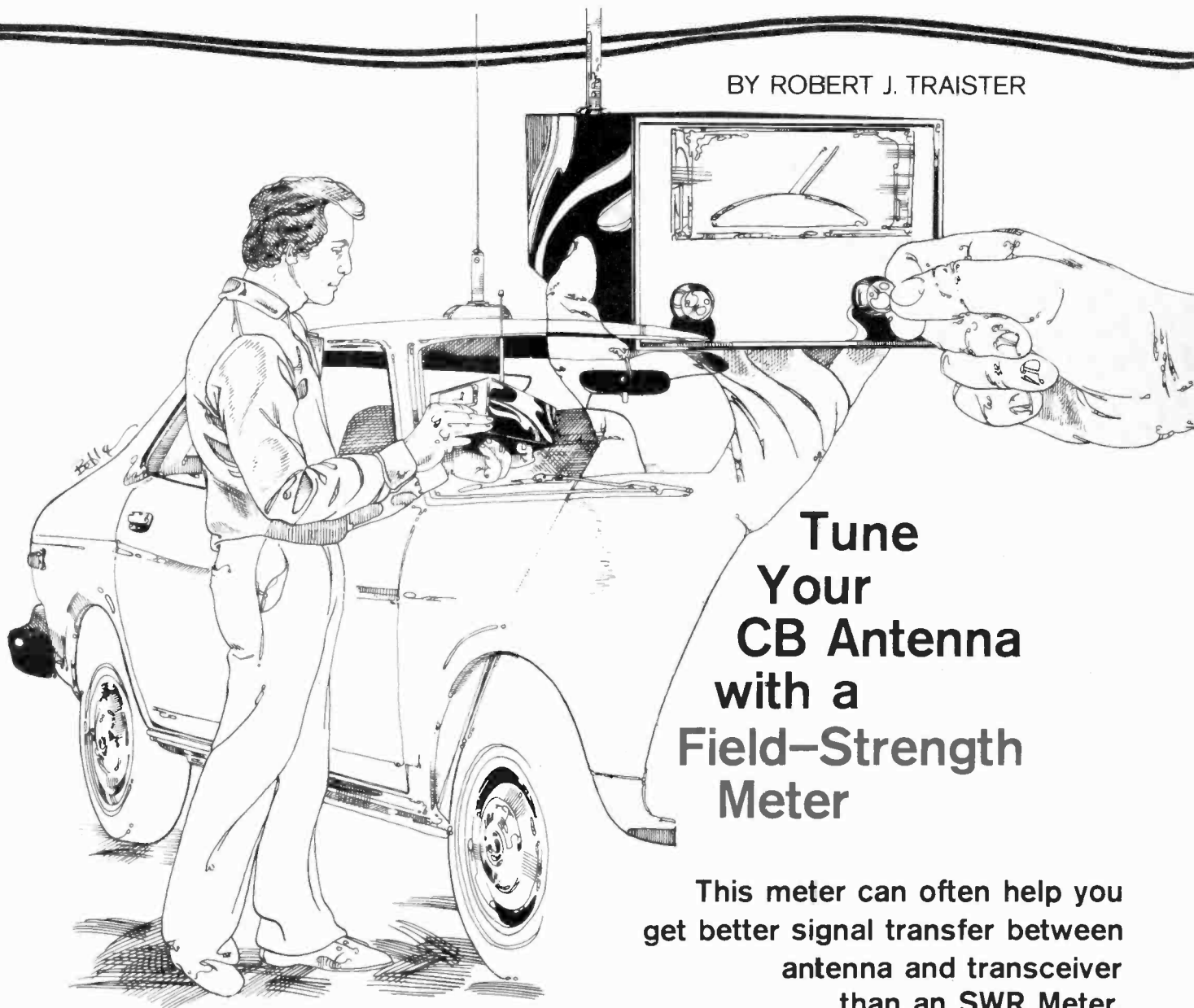
Transistors Q2 and Q3 operate as an AND gate, which means that both must be forward biased for either to conduct.

The FM stop circuit shown in Fig. 5 uses the three remaining sections of the quad comparator. Two sections of the comparator form a window detector that determines when the FM station is tuned in exactly by looking at the afc voltage from the FM detector. If the afc condition is not met, indicating incorrect tuning, the cathode end of diode D1 (point B) is grounded.

Point B is also controlled by the FM agc through the last comparator circuit. If the station has insufficient signal strength, pin 13 of the comparator remains low, keeping point B low. A LOCAL/DISTANT switch changes the trip point of the comparator to allow for differences in average signal strength around town and out on the highway.

If both agc and afc conditions are met, the outputs of all three FM stop comparators will go high, forcing point B high and forward biasing Q4 to stop the seeking action. ◇

BY ROBERT J. TRAISTER



## Tune Your CB Antenna with a Field-Strength Meter

This meter can often help you get better signal transfer between antenna and transceiver than an SWR Meter.

**Y**OU HAVE just installed your new CB transceiver in your vehicle and mounted the latest mobile antenna on the trunk lid, bumper or wherever. Now the only thing necessary to get on the air is to adjust the antenna for minimum SWR, right? Wrong! Contrary to what you may have read or heard, adjusting for minimum SWR does not always assure maximum radiation of r-f power by the antenna.

In many cases, the lowest SWR reading will produce less radiated power than a higher SWR reading in a less-than-ideal mobile communication system. Many CB'ers have spent much time trimming and/or lengthening their mobile antennas to obtain a minimum SWR without realizing that in so doing they were actually losing communication

power. A better way to tune for maximum power transfer to a mobile antenna system is with a field-strength meter—not an SWR meter.

**Theory Vs. Practice.** One of the first things most of us learned as budding CB'ers was that a perfect 1:1 SWR was the only thing to aim for when setting up a new antenna system. This view, however, is sound only when dealing with near-perfect antennas that exhibit an impedance of 50 ohms at the transmission-line connector.

A vertical can be considered to be such an antenna when it is exactly one-quarter wavelength (106") and is mounted above a ground plane of *sloping* radials extending in a spoke-like pattern. (Obviously, this is not for mobile com-

munication purposes as its height and breadth are too great.) This type of antenna usually exhibits a base impedance close to 50 ohms. Coaxial RG-8/U or RG-58/U cable is normally used between the transmitter and antenna for CB applications. It also exhibits a 50-ohm characteristic impedance. When the impedance of the antenna at a specific frequency matches that of the transmission line, the SWR will be 1:1 and efficiency will be at maximum. Keep in mind that the foregoing is based on a communication system that has an overall impedance of 50 ohms for a specific frequency.

In actual operating conditions, a mobile CB antenna is rarely a quarter-wavelength in height. Loading coils, which electrically lengthen antennas,



are used with whips that in some cases are no longer than 3' (91.4 cm). The ground system is not made up of carefully spaced and measured radials, but is entirely a mass of steel (the body of the vehicle on which the antenna is installed). This, to say the least, can hardly be described as a perfect antenna system.

If you took impedance measurements of the typical mobile antenna system, you would find that the rated 50 ohms might turn out to be closer to 15 or 20 ohms. With your coax transmission line and SWR meter set up to operate into a 50-ohm antenna, the only way to match the antenna for a 1:1 SWR is to change its length. But consider this: the length of the antenna is already designed to operate at CB frequencies. By shortening the whip, the base impedance of the antenna can be brought up to 50 ohms, but this detunes the antenna. It will yield a 1:1 SWR but your radiated power will drop because the antenna is not the correct length to operate most efficiently on the CB channels at 27 MHz.

### Reconciling Theory & Practice.

Lest this article seem totally iconoclastic, we should point out that practice and theory can be readily reconciled. The feedpoint impedance of a vertical antenna is actually a combination of various resistances and reactances—radiation resistance, ground plane resistance, antenna-to-ground-plane capacitive reactance, loading coil (if any) resistance and reactance, etc. The radiation resistance is a "phantom" component which accounts for the power actually radiated by the antenna. For greatest radiation efficiency, this resistance should be maximized and/or the other components minimized. However, this does not always coincide with the SWR minimum.

A few practical examples will make this clear. An antenna system composed of a quarter-wave vertical radiator and a large system of perpendicular radials has a combined ground and radiation resistance that is considerably lower than the characteristic impedance of 50-ohm coax. Reducing the number of radials increases the ground resistance, thus lowering the SWR, but now the r-f power heating the ground plane is subtracted from the radiated signal.

A center-loaded whip for 11 meters

has a radiation resistance of about 15 ohms and an average "ground" resistance of 7 ohms. The resistance of a high-Q loading coil is approximately 2 ohms, but can go as high as 15 ohms in a lossy coil. Neglecting other impedance components, the good coil will produce an SWR of about 2:1, but the lossy one will result in an SWR of only 1.4:1. R-f power wasted in heating the lossy coil will far exceed the small loss caused by the higher SWR on the short length of coax feeding the antenna. In both cases, maximum radiation will *not* occur when SWR is at a minimum.

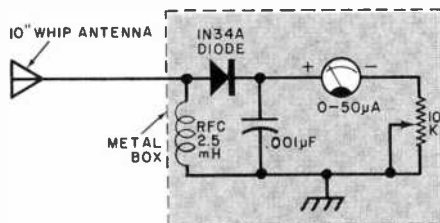
### Tuning For Maximum Radiation.

At this point, we have a word of advice: Do not tune your antenna system using only an SWR meter. Rather, use a field-

strength meter and adjust the meter's sensitivity control for a half-scale deflection when the transmitter is keyed. Then, without resetting the sensitivity control, lengthen or shorten the antenna whip while someone else observes the meter. The length that yields the greatest deflection of the meter needle is the correct one. That's where maximum radiation occurs.

The SWR meter can now be placed in the line for a reading. Do not be surprised if it indicates an SWR of 2:1 or more. Your mobile antenna system is performing as efficiently as it possibly can, regardless of the SWR indication.

Although it is true that an unusually high SWR can place a strain on the output stage of a transmitter, excessive standing wave ratios do not occur at maximum field strengths. Greatest radiation can and does occur at SWR's of greater than 1.5:1 which will not damage output circuits. Some CB transceivers will tolerate relatively high SWR's, but others can blow a final amplifier when subjected to them. However, the antenna can still be tuned for maximum field strength with the transmitter "seeing" the impedance it likes if an antenna matchbox is used. Radiated and received signal power may increase when the matchbox is properly adjusted, but not dramatically.



*You can make your own field-strength meter for just a few dollars by following this circuit diagram. Wiring is not critical but use a metal housing.*

strength meter as well. Many manufacturers design their SWR meters so that they can be used to give a relative indication of field strength, which is proportional to the power radiated by an antenna. These SWR/field-strength meters usually come equipped with a small antenna that telescopes about 10" (25.4 cm) for sampling the radiated signal.

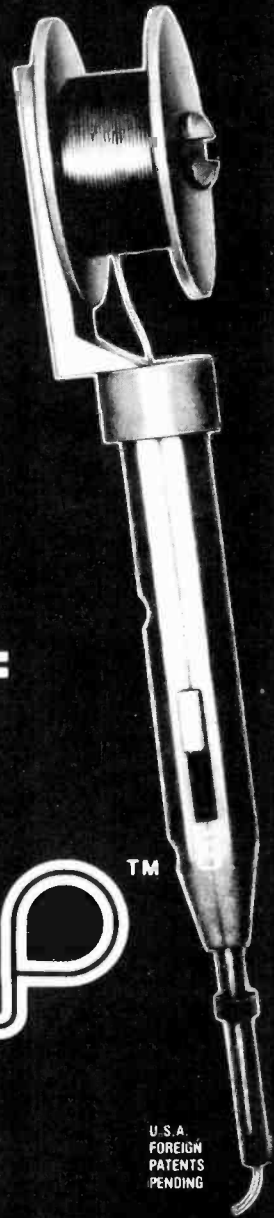
Antenna adjustments are performed by placing the field-strength meter (FSM) in a location where a fairly strong meter indication can be obtained. Avoid getting too close to the antenna—about one wavelength (11 meters or 34 feet) is a good distance. Hold the meter case so

**Make Your Own FSM.** If you do not have a field-strength meter, you can build one for a few dollars. Unlike SWR meters, FSM's do not require exact placement of components and critical wiring to be accurate. All you need are a 1N34A signal diode, 0-to-50- $\mu$ A meter, a 2.5-mH r-f choke, 0.001- $\mu$ F capacitor, 10,000-ohm potentiometer, a metal box to house the circuit, and some hookup wire and terminal strips. The circuit's schematic diagram is shown in the figure. The potentiometer serves as a sensitivity control.

**In Closing.** Maximum radiated power is what the average CB'er is seeking from his mobile system. A low SWR at your rig means nothing on the listening end—only signal strength has any meaning there. So tune your antenna using an FSM and your CB system will operate at maximum efficiency and radiate as much r-f as it can.  $\diamond$



# NEW!



**WHY CUT?  
WHY STRIP?  
WHY SLIT?**

**WHY NOT...**

# JUST WRAP™

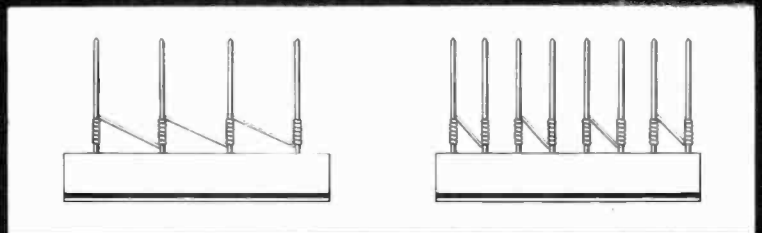
- AWG 30 Wire
- .025" Square Posts
- Daisy Chain or Point To Point
- No Stripping or Slitting Required
- ....JUST WRAP™....
- Built In Cut Off
- Easy Loading of Wire
- Available Wire Colors:  
Blue, White, Red & Yellow

**\*\$14.95**

U.S.A.  
FOREIGN  
PATENTS  
PENDING



JUST WRAP TOOL WITH ONE 50 FT. ROLL OF WIRE		
COLOR	PART NO.	U.S. LIST PRICE
BLUE	JW-1-B	\$14.95
WHITE	JW-1-W	14.95
YELLOW	JW-1-Y	14.95
RED	JW-1-R	14.95
REPLACEMENT ROLL OF WIRE 50 FT.		
BLUE	R-JW-B	2.98
WHITE	R-JW-W	2.98
YELLOW	R-JW-Y	2.98
RED	R-JW-R	2.98



DAISY CHAIN

POINT TO POINT



MACHINE & TOOL CORPORATION 3455 CONNER ST., BRONX, N.Y. 10475 (212) 994-6600/TELEX 125091

\*MINIMUM BILLING \$25.00 / AD SHIPPING CHARGE \$2.00 / NEW YORK CITY / STATE RESIDENTS ADD APPLICABLE TAX.

CIRCLE NO. 40 ON FREE INFORMATION CARD

# Controlling DC Power with Pulse-Width Modulation

**I**F YOU NEED to control the speed of a small dc motor, the brightness of a lamp, or otherwise drop a dc voltage, consider using pulse-width modulation (PWM). Ordinarily, dc power is controlled by dropping a portion of the available voltage across a variable resistor or a potentiometer-governed pass transistor. This method, although it is inexpensive, has two major drawbacks. It is inefficient in that much of the energy potentially available to the load is dissipated as heat by the transistor or resistor. Also, in the case of a motor, start-up is awkward because torque decreases with motor speed. Here we will describe how PWM can be employed and will present a working PWM control circuit you can assemble from inexpensive readily available parts.

**PWM (and Motor) Basics.** Shown in Fig. 1 is a circuit which demonstrates the operating principle of a PWM power controller. It consists of a power supply represented as a battery, a switch *S* and a dc motor. During the interval  $T_{OFF}$ , switch *S* is open and the motor receives no voltage (or current) from the supply. During the interval  $T_{ON}$ , the switch is closed and the motor receives the full supply voltage and draws the maximum amount of current from the supply (assuming there is no load on the motor). Over the long term, the average voltage applied across the motor is determined by the ratio  $T_{ON}/(T_{OFF} + T_{ON})$ .

The speed of a dc motor is primarily determined by the average voltage across the rotor coil (or the average current flowing through it) and the strength of the magnetic field surrounding the armature and rotor coil. An increase in applied voltage or the surrounding magnetic field (or both) will cause an increase in rotor speed. In most small motors, the magnetic field is generated by a permanent magnet and is therefore fixed.

The amount of torque (torsion or twist-

ing force) a motor generates, as well as its power, which relates torque to time, are also affected by the applied voltage and surrounding magnetic field. An increase in either or both will result in an increase in torque and power. Torque is important if the motor is to be smoothly brought up to speed from a dead stop—an almost impossible feat using variable-voltage techniques, but a simple task for a PWM controller.

The relationship between motor torque and rotor current and the effects of a motor's *time constants* make PWM an effective way to control motor speed. A motor's mechanical time constant is that interval required for the motor to accelerate from 0 rpm to 63 percent of its maximum rotational velocity. This time constant typically varies from 5 to 200 milliseconds and depends on the size and design of the motor. The inductive time constant is the period required for the rotor current to increase from zero to 63 percent of its ultimate value, about 0.2 times the mechanical time constant.

If the  $T_{ON}$  interval of the control switch is shorter than the motor's mechanical time constant, the inertia of the motor will act as an averaging device and the motor will rotate at a speed that is less than the maximum the motor can deliver. Also, keep in mind that the torque a motor can generate is proportional to the applied voltage and the amount of current flowing through the rotor coil. It is therefore possible to obtain a large amount of torque, even at slow speeds, by applying constant-amplitude voltage pulses to the motor. The pulses should be long enough to allow rotor current to increase to a substantial value but short enough (or spaced far enough apart) so that either the motor cannot achieve its full speed or the average voltage is low.

This allows very smooth start-up of a dc motor, something that is rarely achieved using variable-voltage control. What usually happens in a variable-volt-

age system is that the motor speed control must be advanced to the point when there is enough rotor current flowing (and enough torque generated) to allow the motor to "break loose." When the motor finally does start turning, its speed quickly becomes so great that the operator must dramatically back off the control to slow the motor down. If he reduces the control setting too much, the motor will stall. Model railroaders, boaters, and others who use variable-voltage control of small dc motors are painfully aware of awkward, unrealistic start-up and the difficulties of maintaining slow-speed control. For them, PWM is an ideal solution. What follows is a description of a working PWM controller that can be used with loads drawing as much as several amperes of dc.

**The PWM Controller** The controller (Fig. 2) employs the familiar 555 timer IC operating in the astable mode, but there is a twist—the multivibrator produces square waves of a constant frequency but variable duty cycle. The addition of silicon switching diodes *D1* and *D2* (1N914 or similar) makes this possible. Here's how.

Assuming *C1* is initially discharged, the output of the IC (pin 3) remains low as the capacitor starts to charge up toward the positive supply voltage. The capacitor receives charge via *R1* and the wiper, which we will refer to as *R2A*. Diode *D1* is forward-biased and effectively connects the positive plate of the capacitor to the wiper of the potentiometer. Diode *D2*, on the other hand, is reverse-biased and isolates the capacitor's positive plate from *R3* and the other portion of the potentiometer, which we will call *R2B*.

When *C1* charges up to two-thirds of the positive supply voltage, a flip-flop inside the IC toggles and simultaneously forces pin 3 high and pin 7 low. The capacitor then starts to discharge through

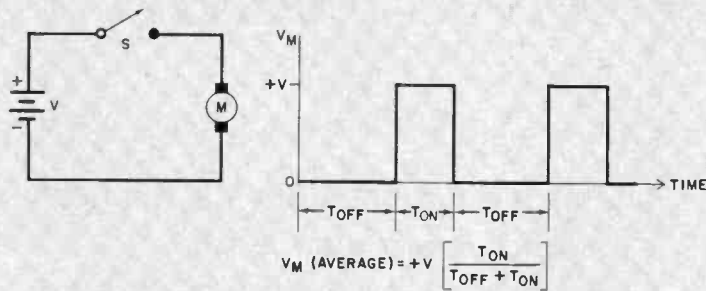


Fig. 1. In basic PWM, switch  $S$  is toggled to create dc pulse train across the motor. The longer time  $T_{ON}$  is, the higher the average voltage across the motor and the faster the motor turns.

$D2$ , which becomes forward-biased, through  $R3$ , and through  $R2B$ . Diode  $D1$  is reverse-biased and acts like an open circuit. Discharge continues until the voltage across the capacitor decreases to one-third of the supply voltage, at which time the internal flip-flop toggles again and causes pin 3 to go low and pin 7 to go high. Capacitor  $C1$  then starts to charge up again toward two-thirds of the positive supply voltage, and the cycle repeats itself endlessly.

A train of pulses much like the waveform shown in Fig. 1 appears at the output of the timer IC. The  $T_{OFF}$  interval corresponds to the time that pin 3 is low, and the  $T_{ON}$  interval corresponds to the period that pin 3 is high. Substituting our component labels for those found on manufacturer's 555 data sheets, we find that:

$$T_{ON} = 0.7 (R1 + R2A) C1,$$

$$T_{OFF} = 0.7 (R3 + R2B) C1, \text{ and}$$

$$T = 0.7(C1)(R1 + R2A + R3 + R2B) = 0.7(C1)(R1 + R2 + R3)$$

where  $T$  is the total period of the output waveform, the reciprocal of the output frequency. It can be seen upon inspection of these equations that  $T_{ON}$  and  $T_{OFF}$  vary with the setting of  $R2$ , but the

total period of the waveform, and hence its frequency, do not.

For the component values given, the duty cycle of the waveform (the ratio of  $T_{ON}$  to  $T_{ON}$  plus  $T_{OFF}$ ) varies from approximately 5 to 95 percent of the total period of the waveform, depending on the setting of  $R2$ . The total period should be about twice the motor's mechanical time constant, which you probably won't know if you've paid less than \$10 for the motor. If that is the case, simply experiment with the value of  $C1$  until you achieve the desired result. As a general rule, the smaller the motor, the smaller the capacitance required.

The schematic suggests a capacitance of from 0.1 to 10  $\mu\text{F}$  for  $C1$ . Neglecting tolerances, the period of the output waveform will be 0.0038 second and its frequency 263 Hz if a 0.1- $\mu\text{F}$  capacitor is used. The period will be 0.38 second and the frequency 2.63 Hz if the value of  $C1$  is 10  $\mu\text{F}$ . Substitutions can be made for  $R1$ ,  $R2$  and  $R3$ , but the two fixed resistors should not be less than 1000 ohms.

A 555 timer can sink or source up to 200 mA of current. That's more than enough for some small motors, but to in-

crease the circuit's flexibility, a high-power driver transistor has been included. Designated  $Q1$ , the transistor receives base drive from the timer IC via  $R4$ . The transistor alternately conducts and turns off in step with the output of  $IC1$ , acting like a switch to govern the operation of the motor. Diode  $D3$  has a dual function. It not only protects  $Q1$  against the inductive spikes generated across the rotor coil but acts as a "free-wheeling" diode. That is, it shunts the motor during the  $T_{OFF}$  interval, during which the motor acts as a generator. The diode employed as  $D3$  should be capable of handling one-half the current drawn by the motor and have a suitable PIV rating.

**Other Approaches.** There are many ways to obtain a pulse train with a variable duty cycle, the 555 circuit just presented being only one method. For example, an astable multivibrator triggering a monostable multivibrator with a variable-output pulse width could be used. The variable resistance in the one-shot circuit could be programmed using a rotary switch or a BCD thumbwheel switch teamed up with a BCD-to-decimal decoder chip and a group of fixed resistors. This would allow selection of one of several discrete motor speeds instead of continuously variable control.

A microprocessor could be programmed to provide a pulse train with a variable duty cycle. (It's always nice to find another use for that micro!) However, the limited current-sourcing abilities of microprocessors make it advisable either to connect a small npn transistor (2N2222 or similar) to  $Q1$  in Darlington or replace  $Q1$  with a commercial power Darlington device.

Pulse-width modulation can be used to control loads other than motors. For example, a lamp can be substituted for the motor in Fig. 2 and the "free-wheeling" diode removed. The circuit is now an efficient dc lamp dimmer. (The familiar ac lamp dimmers operate on this principle, employing thyristors as power switches.) Voltage dropping can also be accomplished using PWM, especially if the dropped voltage need not be very "clean" dc. Simply replace the lamp with the load you want to power and adjust  $R2$  until the required voltage drop exists across the load. Connecting a good filter capacitor across the load will smooth out the dc. Also, the higher the frequency of the pulse train driving the transistor, the easier it is to smooth the dc into an acceptable supply voltage.  $\diamond$

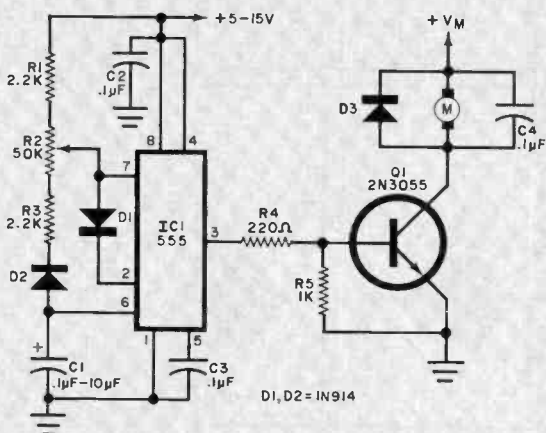


Fig. 2. A PWM controller for dc-powered loads. Timer IC1 generates a pulse train of constant period but variable duty cycle.

# Build THE SURFER

BY MAYNARD GRADEN

*Psycho-acoustic device simulates sound of surf, gentle rain, or white noise to provide tranquil background for sleep, study or concentration.*

IT IS WELL known that certain naturally occurring sounds can help us to relax, to study, and to concentrate. Among the more familiar of these are the sounds of the surf, rain, and white noise (as when you cup a seashell or a drinking glass to your ear). The "Surfer" is a simple electronic device that can generate all three of these pleasant, tranquil sounds at the flip of a switch. You can use the Surfer to set just the right mood for falling off to sleep, studying, or concentrating simply by setting the selector switch to the appropriate sound position.

**About the Circuit.** Transistor *Q1* in Fig. 1 serves as a white-noise source by virtue of its being operated in the re-

verse-bias breakdown mode. The "white-noise" signal is generated across *R2* and is amplified by *Q2*, whose high-frequency rolloff is determined by *C3* (and *C5* when *S1* is in the SURF position). With *S1* set to SURF, *Q3* has two inputs. One is the white-noise signal from *Q2* and the other is determined by the light intensity from *I1* falling on photocell *PC1*. As the intensity of light from *I1* varies, the bias on *Q3* is shifted which, in effect, amplitude modulates the white-noise signal. Trimmer potentiometer *R9* can be adjusted to prevent the white noise from being cut off.

When *S1* is set to RAIN, *PC1* is out of the *Q3* input circuit. This causes *Q3* to function as a conventional emitter-fol-

lower stage. The white noise at the emitter of *Q3* is passed through *R11* and VOLUME control *R12* for amplification by *IC1*. The circuit and its operation remain the same when *S1* is set to NOISE, except that, in this mode, limiting resistor *R11* is bypassed.

Photocell *PC2*, which is also illuminated by *I1*, and capacitors *C8*, *C9*, and *C10* form a nonlinear high-cut tone control circuit whose high-frequency attenuation is proportional to the light intensity that illuminates *PC2*.

The period of relaxation oscillator *Q6* is determined by the values of *C16* and the preset value of potentiometer *R20*. The interval controlled by *R20* can be adjusted between 7 and 35 seconds.

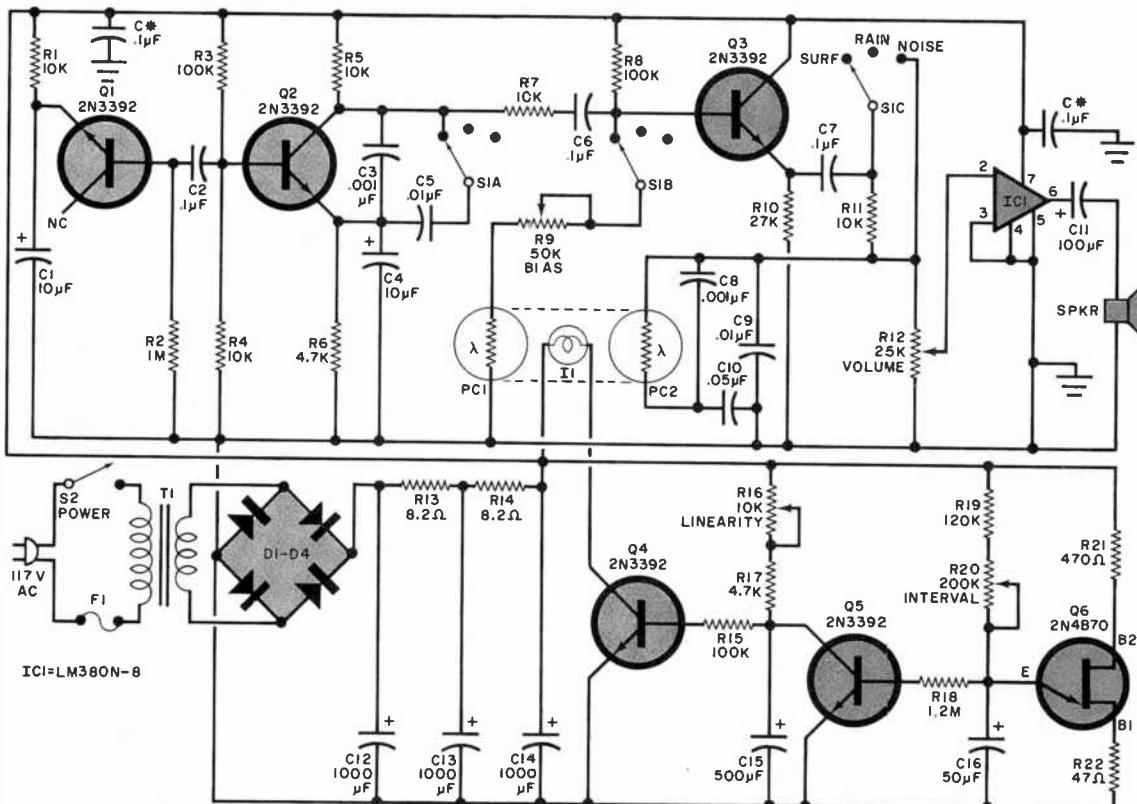


Fig. 1. White noise generated in *Q1* is amplitude-modulated and filtered to produce different sounds.



## PARTS LIST FOR FIG. 1

C1, C4—10- $\mu$ F, 25-volt electrolytic	PC1, PC2—Photoresistive cell with 5-megohm dark and 15,000-ohm light resistances (Clairex No. CL702L or Vactec No. VT322L.)	R21—470 ohms
C2, C6, C7—0.1- $\mu$ F disc capacitor	Q1 through Q5—2N3392 transistor	R22—47 ohms
C3, C8—0.001- $\mu$ F disc capacitor	Q6—2N4870 unijunction transistor	R9—50,000-ohm trimmer potentiometer
C5, C9—0.01- $\mu$ F disc capacitor	The following resistors are 1/4-watt, 10%:	R12—25,000-ohm audio-taper potentiometer
C10—0.05- $\mu$ F disc capacitor	R1, R4, R5, R7, R11—10,000 ohms	R16—10,000-ohm trimmer potentiometer
C11—100- $\mu$ F, 25-volt electrolytic	R2—1 megohm	R20—200,000-ohm linear-taper potentiometer
C12, C13, C14—1000- $\mu$ F, 25-V electrolytic	R3, R8, R15—100,000 ohms	S1—3-pole, 3-position nonshorting slide or rotary switch
C15—500- $\mu$ F, 25-V electrolytic	R6, R17—4700 ohms	S2—Spst switch
C16—50- $\mu$ F, 25-V electrolytic	R10—27,000 ohms	SPKR—8- or 16-ohm loudspeaker (see text)
C*—0.1- $\mu$ F capacitor (see text)	R13, R14—8.2 ohms	T1—12.6-volt, 300-mA transformer
D1 through D4—1N4001 rectifier diode	R18—1.2 megohms	Misc.—Metal chassis box; line cord; materials for light shield (see text); rubber grommet; spacers; machine hardware; hookup wire; solder; etc.
F1—1/4-ampere fuse and holder	R19—120,000 ohms	
I1—#1869 miniature lamp (10 V, 0.014 A, with wire leads)		
IC1—LM380CN (National) or similar audio amplifier		

The waveform present at the emitter of *Q6* is directly coupled to buffer/amplifier *Q5*, whose *C15/R16/R17* output circuit linearizes the signal before it is applied to lamp driver *Q4*.


Typical waveforms for the circuit are shown in Fig. 2. The upper waveform is present at the emitter of *Q6* when *R20* is set for a period of 17 seconds. The next waveform down illustrates the voltage at the collector of *Q4* after waveshaping by the *Q5* buffer stage. The inverse of this

waveform is the voltage across *I1*. The third and fourth traces illustrate the outputs of the *Q1* white-noise source and *IC1*, respectively. Note that the output of *Q1* is a constant 10 mV, while the output of *IC1* varies between 100 and 400 mV. This amplitude variation is the result of the varying bias on *Q3* caused by the *I1/PC1* system.

**Construction.** There is nothing critical about circuit layout and you can use

any wiring scheme you prefer. If you want printed-circuit board construction, you can make your own pc board using the etching-and-drilling guide shown in Fig. 3, which also contains component-installation instructions.

Lamp *I1* and photocells *PC1* and *PC2* must be mounted close together and shielded from outside light. Mount *I1* vertically with *PC1* and *PC2* on opposite sides of it so that they receive equal illumination. (Once the circuit is adjusted,



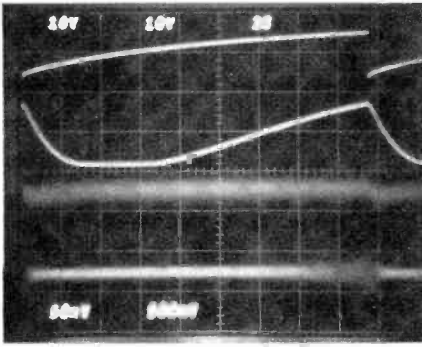

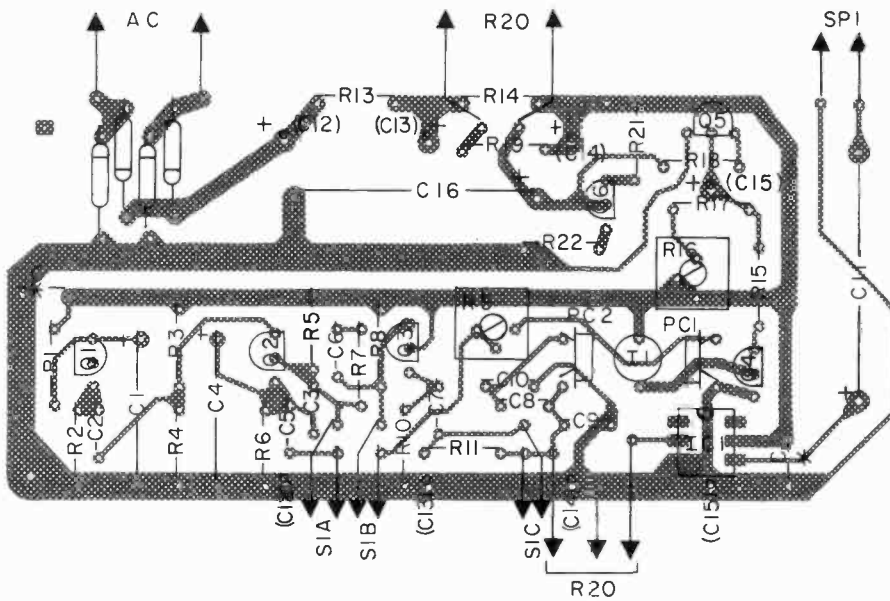


Fig. 2. Circuit waveforms show, at top, output of UJT; and, below that, collector of Q4 after waveshaping. Next two traces are white noise. One from Q1 at 10 mV and, at bottom, final audio output, with swing from 100 to 400 millivolts.



Printed circuit board is mounted on spacers in metal enclosure with T1, fuseholder and line cord on rear apron.



opaque tape or cardboard tubing can be used to make a light shield to exclude external light.

Note that there are two capacitors identified by asterisks (\*). One of these decoupling capacitors must be mounted as close as possible to pin 7 of IC1, while the other should be mounted as close as possible to the positive end of R1. If you use the pc board pattern shown in Fig. 3, C12, C13, C14, and C15 go on the foil side of the board and should be the last components installed.

The quality of the loudspeaker used in the circuit is a significant factor in performance. The maximum output power from IC1 is about 0.5 watt into 8 ohms. Needless to say, do not use a 4-ohm speaker because it can damage IC1. A




Fig. 3. Actual-size foil pattern is at left, with component placement above. Capacitors C12, C13, C14 and C15 are mounted on foil side.

**ELECTRONICS SUPPLIERS,  
SHOPS, IMPORTERS,  
MANUFACTURERS. . .**

# HONG KONG IS CHEAPER

Owing to the rising value of the Japanese Yen, products from Japan are becoming very expensive.

We have equivalent quality products at far better prices from Hong Kong, Taiwan and Korea.

We can supply in both large and small quantities with proven quality.

*Even if you have never imported goods before, we can show you how!*



86 page, comprehensive, fully priced catalogue available - specialising in products for the electronic hobbyist.

Catalogue \$US4.00 to cover airmail postage.



**DICK SMITH  
ELECTRONICS  
(HK) LTD.**

Retail Showroom & Buying Office  
29 - 39 Ashley Rd, Kowloon  
Tel. 3-669 352 - Telex 64398  
**Call in when you're next  
in Hong Kong!**

CIRCLE NO. 13 ON FREE INFORMATION CARD

good choice is a 4" to 6" (10.2 to 15.2 cm) high-compliance, high-fidelity quality loudspeaker with an 8- or 16-ohm impedance.

With Q1 operated in the manner shown, it is susceptible to detecting r-f. Hence, the circuit should be housed in a metal box and the common bus on the pc board electrically connected to the box. The pc board assembly mounts in place with spacers and machine hardware. POWER switch S2, VOLUME control R12, INTERVAL control R20, and SELECTOR switch S1 mount on the front panel. Transformer T1 and the holder for fuse F1 can be mounted on the rear of the box. Also, the line cord for the project should enter the box through a grommet-lined hole in the rear panel.

**Adjustment and Operation.** Two simple adjustments are required to get the Surfer into proper operating order. Set trimmer pots R9 and R16 to their centers of rotation, set the VOLUME control fully clockwise (maximum volume), and set S1 to the SURF position. Now, apply power and set the INTERVAL control for a period of about 25 seconds. Adjust R16 so that I1 extinguishes about a second before the end of the cycle. Wait several cycles and then check R16 again and readjust it if necessary. Once R16 is adjusted, place the shield over the lamp/photocell assembly.

Set the VOLUME control to its center of rotation. Then adjust trimmer pot R9 until the sound is just barely audible at the beginning of the cycle. This completes adjustments.

During operation, when S1 is set to SURF, C5 (see Fig. 1) produces the maximum high-frequency rolloff and PC1 is connected to the base of Q3. This produces a roaring sound that changes in intensity and tone. In the RAIN position of S1, maximum high-frequency attenuation occurs with no amplitude modulation. This creates a constant-volume "hiss" whose tone varies. When S1 is in the NOISE position, R11 is shorted out, which causes the tone control to lose its effectiveness. In general, a long interval is best for the SURF function, while a short interval is best for RAIN.

The Surfer is not intended to be used as a sound-effects generator to which one consciously listens. Rather, it is meant to provide a nondistracting background of sounds. Best effects are created when the Surfer is positioned 6' (1.8 m) or more from the listener with the VOLUME adjusted so that the sound is barely audible. ◇

## BEST IN NEW ELECTRONICS BOOKS!

- Making and Using Electricity From the Sun 144 p., 85 il. \$5.95
- Lasers, the Light Fantastic 294 p., 158 il. \$6.95
- The Power Supply Handbook 420 p., 292 il. \$7.95
- The Complete Handbook of Robotics 364 p., 137 il. \$7.95
- Artificial Intelligence 252 p., 118 il. \$7.95
- Hdbk of Remote Control & Automation Tech. 294 p., 250 il. \$7.95
- Build Your Own Working 16-Bit Microcomputer 80 p., 73 il. \$3.95
- The Giant Book of Amateur Radio Antennas 462 p., 255 il. \$8.95
- Install Your Own Home or Mobile Electric Power Plant 252 p. \$5.95
- Design & Build Your Own Custom TV Games 546 p., 244 il. \$9.95
- Computerist's Handy Manual 64 p., 39 il. \$2.25
- Digital Interfacing With an Analog World 406 p., 277 il. \$8.95
- How to Select & Install Your Own Speakers 238 p., 131 il. \$5.95
- All About Telephones 192 p., 140 il. \$4.95
- Understanding Electronics 182 p., 265 il. \$4.95
- 24 Tested, Ready-To-Run Game Programs in BASIC 266 p. \$5.95
- Amateur Radio License Study Gde For Novice, Tech, & Gen Class \$6.95
- Direct Current Motors—Characteristics & App 252 p., 170 il. \$14.95
- Design, Build, & Test Complete Speaker Sys 336 p., 189 il. \$6.95
- Color TV Trouble Factbook—Prob & Sol 434 p., 617 il. \$7.95
- Radio Control Manual—Sys, Circ, Constr-3rd Ed 256 p., 197 il. \$5.95
- First Class Commercial FCC License Study Guide 392 p. \$7.95
- How to Build & Use Low-Cost Hydrophones 140 p., 37 il. \$4.95
- Programs in BASIC for Electronic Eng. Tech, & Experim \$4.95
- Iilus Dictionary of Microcomputer Terminology 322 p., 150 il. \$7.95
- Computerist's Handy Databook/Dictionary 96 p., 42 il. \$3.95
- 303 Dynamic Electronic Circuits 308 p., 303 il. \$6.95
- Install Ething Electronic in Cars, Boats, Planes, Trucks & RV's \$7.95
- The BASIC Cookbook 140 p., 49 il. \$4.95
- Antenna Construction Hdbk for Ham, CB & SWL 238 p., 132 il. \$5.95
- Radar Detector Handy Manual 80 p., 63 il. \$2.25
- How to Repair Video Games 270 p., 182 il. \$7.95
- How to Cast Small Metal and Rubber Parts 144 p., 132 il. \$5.95
- TV Field & Bench Servicer's Handbook 208 p., 165 il. \$6.95
- Cut Your Elect Bill & Install Your Own Emerg Power System \$2.95
- Instrument & Control Sys Engineering Hdbk 434 p., 184 il. \$19.95
- Beginner's Guide to Designing/Building Transistor Radios \$4.95
- Automotive Air Conditioning Hdbk—Install, Maint/Repair \$6.95
- The Master Handbook of Electrical Wiring 406 p., 289 il. \$6.95
- Understand Sound, Video, & Film Recording 140 p., 74 il. \$5.95
- Towers' International FET Selector 140 p., 97 il. \$4.95
- Beginner's Gde to Computers/Microprocessors—with projects \$6.95
- Design & Build Electronic Instrumentation 420 p., 210 il. \$9.95
- How to Repair Movie & Slide Projectors 304 p., 270 il. \$7.95
- Towers' International Transistor Selector—2nd Ed. 200 p. \$6.95
- Closed-Circuit TV Installation, Maint, & Repair 294 p., 220 il. \$8.95
- Build-It Book of Solar Heating Projects 196 p., 111 il. \$4.95
- Solar Flare Monitoring & Propagation Forecast Hdbk 196 p. \$6.95
- 57 Practical Programs and Games in BASIC 210 p., 64 il. \$7.95
- Beginner's Guide to Microprocessors 182 p., 106 il. \$5.95
- Modern Electronics Math 686 p., 424 il. \$11.95
- Ham Radio Incentive Licensing Gde—2nd Ed 154 p., 70 il. \$4.95
- Hearing Aid Handbook 336 p., 224 il. \$8.95
- Programming Microprocessors 280 p., 105 il. \$6.95
- Build Your Own Working Robot 238 p., 117 il. \$5.95
- The "Compuator" Book 322 p., 224 il. \$7.95
- Miniprocessors: From Calculators to Computers 192 p., 67 il. \$5.95
- Master Transistor/AC Substitution Handbook 518 p., 165 il. \$7.95
- Cber's Handy Manual of Base Stations 96 p., 55 il. \$2.50
- Complete Hdbk of Public Address Sound Sys 272 p., 148 il. \$7.95
- Modern Transistor Radios 64 p., 112 il. \$2.50
- Modern Crystal Radios (Make and Use Series) 64 p., 101 il. \$2.50
- Home-Brew HF/VHF Antenna Handbook 210 p., 143 il. \$5.95
- Microwave Oven Service & Repair 420 p., 210 il. \$9.95
- IC Function Locator 224 p., 28 il. \$5.95
- Cber's Handy Manual of SSB 80 p., 42 il. \$2.25
- Beginner's Guide to Making Electron Gadgets 140 p. \$4.95
- Fire & Theft Security Systems—2nd Edition 192 p., 114 il. \$5.95
- Modern Digital Communications 308 p., 122 il. \$6.95
- Practical CB Radio T'shooting/Repair 2nd Ed. 406 p., 169 il. \$7.95
- Microprocessor Program. for Computer Hobbyists \$8.95
- Iilus, Dict of Broadcast-CATV-Telecommunications 420 p. \$8.95
- Hdbk of Marine Electronic & Electrical Sys 546 p., 338 il. \$9.95
- Linear IC Applications Handbook 280 p., 184 il. \$6.95
- Build-It Book of Optoelectronic Projects 238 p., 175 il. \$5.95
- Photo Guide to AM/FM Stereo Repair 288 p., 281 il. \$6.95
- Servicing Medical & Bioelectronic Equipment 350 p., 165 il. \$8.95
- Solid-State Motor Controls 322 p., 162 il. \$8.95
- How to Use AF & RF Signal Generators 238 p., 162 il. \$5.95
- Model Railroad Electronics 308 p., 224 il. \$5.95
- The ABC Book of Hi-Fi/Audio Projects 182 p., 131 il. \$4.95
- Repair Small Gasoline Engines, 2nd Ed 392 p., 251 il. \$6.95
- 88 Practical Op Amp Circuits You Can Build 140 p., 120 il. \$4.95
- Restoring and Collecting Antique Read Organs 320 p., 124 il. \$8.95
- How to Build Metal/Treasure Locators 140 p., 58 il. \$3.95
- Build-It Book of Digital Electronic Timepieces 294 p., 209 il. \$6.95
- C.E.T. License Handbook 2nd Edition 448 p., 381 il. \$9.95
- Third Class FCC License Study Guide 322 p., 88 il. \$6.95
- Practical Solid-State DC Power Supplies 196 p., 151 il. \$6.95
- 106 Easy Electronics Projects...Beyond the Transistor 244 p. \$5.95
- How to Repair Home Kitchen Appliances 294 p., 205 il. \$5.95
- Transistor Ignition Systems 252 p., 162 il. \$5.95
- Understanding & Using Modern Signal Generators 294 p. \$6.95
- Color TV Case Histories Illustrated—Vol. 2, 352 p., 243 il. \$7.95
- Microphones-How They Work & How to Use Them 224 p. \$5.95
- Master Handbook of Digital Logic Applications 392 p., 308 il. \$7.95
- Amateur Radio Novice Class License Study Gd—2nd Ed 192 p. \$5.95
- Cber's Handbook of Simple Hobby Projects 168 p., 114 il. \$3.95
- Display Electronics 252 p., 195 il. \$5.95
- Complete Handbook of Slow-Scan TV 305 p., 169 il. \$9.95
- CMOS Databook 280 p., 270 il. \$6.95
- Broadcast Engineering & Maintenance Hdbk 532 p. \$19.95
- Amateur Radio General Class License Study Gde—2nd Ed \$7.95
- Sourcebook of Electronic Organ Circuits 168 p., 101 il. \$4.95
- Optoelectronics Guidebook 196 p., 120 il. \$5.95
- Intro to Medical Electronics, Revised 2nd Ed. 320 p., 126 il. \$7.95
- Impedance 196 p., 90 il. \$5.95
- Switching Regulators & Power Supplies 252 p., 128 il. \$6.95
- Amateur Radio Advanced Class License Study Gde—2nd Ed \$5.95
- Flying Model Airplanes/Helicopters by Radio Control 192 p. \$4.95
- Master Handbook of Ham Radio Circuits 400 p., 301 il. \$8.95
- Master Hdbk of 1001 Prac Electronic Circ 704 p., 1250 il. \$9.95
- MOSFET Circuits Guidebook—with 100 Tested Projects 196 p. \$5.95
- Microelectronics 266 p., 248 il. \$5.95

SEND NO MONEY! We'll invoice you on 10-DAY FREE TRIAL. Clip entire ad to order. 100% guaranteed or your money refunded.

**TAB BOOKS** DEPT PE-69  
BLUE RIDGE SUMMIT PA 17214

CIRCLE NO. 51 ON FREE INFORMATION CARD

# DETERMINING "555" DUTY CYCLES

BY BRIAN WALMANN

*Ends the confusion caused by conflicting data sheets.*

**T**HERE SEEMS to be much confusion about the duty cycle of a 555 when this commonly used timer IC is operated in the astable mode. For the circuit shown in Fig. 1, Texas Instruments states that the duty cycle is  $R_B/(R_A + R_B)$ . Signetics and Fairchild, however, claim in their literature that the duty cycle equals  $R_A/(R_A + 2R_B)$ . But the *true* expression for the duty cycle is  $(R_A + R_B)/(R_A + 2R_B)$ .

Figures 2, 3, and 4 prove the validity of the last expression given and the invalidity of those appearing in the manufacturers' literature. These figures show the waveforms appearing at pins 6 and 2 of the circuit shown in Fig. 1 for three different combinations of values of  $R_A$  and  $R_B$ . The horizontal axes are incremented in units of time which are proportional to resistance.

For the waveforms of Fig. 2,  $R_A$  is 1000 ohms and  $R_B$  100,000 ohms. According to TI's formula, the duty cycle is 100/101 or 99%—a preposterous figure. The value according to the Signetics and Fairchild formula is 100/201 or 49.8%. The duty cycle of an astable 555 must be greater than 50%, so this figure is clearly wrong. The *true* expression yields a duty cycle of 50.25%, which is just right.

For the case of Fig. 3,  $R_A$  is 100,000 ohms and  $R_B$  1000 ohms. The TI equation gives a duty cycle of 1/101 or 1%. Signetics and Fairchild peg the duty cycle at 1/102 or approximately 1%. Both figures are clearly erroneous. The duty cycle according to the true expression is 101/102 or 99%, an accurate value.

Finally, for Fig. 4,  $R_A$  and  $R_B$  are both 100,000 ohms. The Texas Instruments formula gives the duty cycle as 100/200 or 50%. The Signetics/Fairchild equation yields a result of 100/300 or 33%. Both are wrong. The correct duty cycle is 200/300 or 67%, the result given by the author's equation.

Using this simple formula you will be able to predict accurately the duty cycle of a 555 astable multivibrator, or design this commonly used circuit to produce a specific duty cycle. ◇

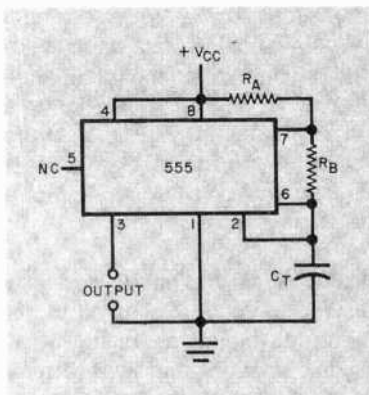


Fig. 1. Schematic diagram of a 555 astable multivibrator.

Fig. 2. Waveforms at pins 6 and 3 for  $R_A = 1000$  ohms and  $R_B = 100,000$  ohms.

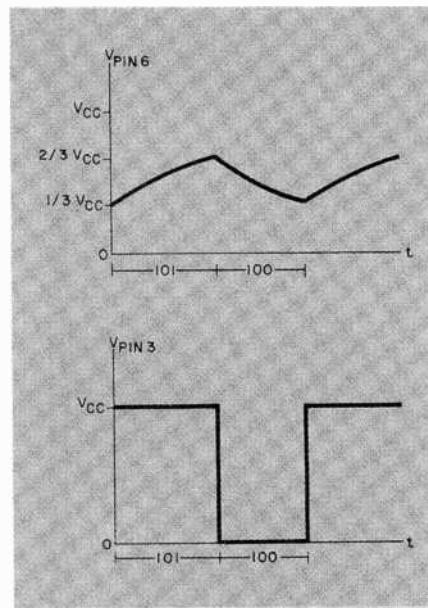


Fig. 4. Waveforms at pins 6 and 3 for  $R_A$  and  $R_B = 100,000$  ohms.

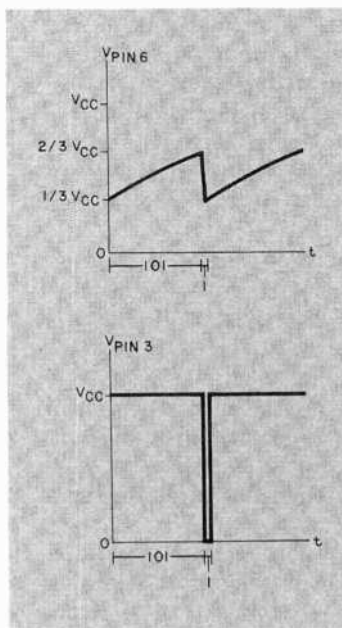
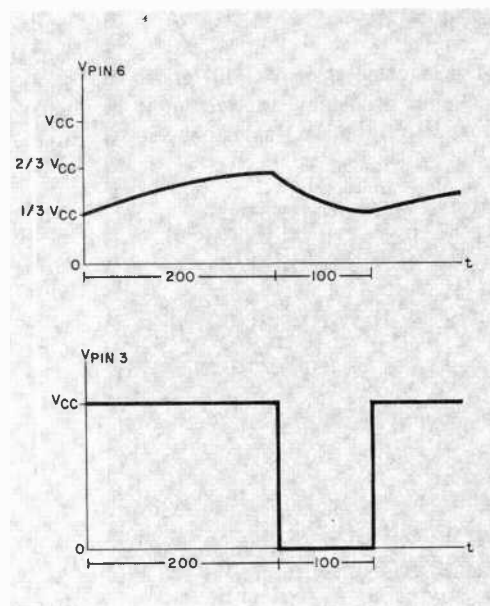


Fig. 3. Waveforms at pins 6 and 3 for  $R_A = 100,000$  ohms and  $R_B = 1000$  ohms.





# A SIMPLE PRECISION POWER SUPPLY for your work bench



BY FRAN HOFFART

*Adjustable (1¼ to 33 volts) supply delivers up to 1½ amperes with excellent regulation*

ONE ITEM that belongs on every experimenter's work bench is a source of clean, regulated dc. The ideal hobbyist supply would be relatively inexpensive, easily built, adjustable over a fairly wide range of output voltage, and capable of sourcing an ampere or more of dc. In addition, it would have a high degree of line and load regulation and contain such protection as automatic current limiting, maximum power limiting, and thermal shutdown.

The project presented here satisfies these requirements handily. It is built around an LM317, a monolithic variable-voltage regulator IC that can provide an output voltage from 1.25 to 40 volts. The supply can generate output currents up to 1.5 amperes at 1.25 to 33 volts. It has a low parts count and is rugged enough to withstand the abuse to which most bench supplies are subjected at one time or another.

Before we examine the power supply circuit, let's first look at the LM317 variable-voltage regulator IC. Because this chip is the essence of the supply, a prior

understanding of its operation will simplify our later discussion of the power supply as a whole.

**The LM317 Regulator IC.** Shown in Fig. 1 is a simple schematic which illustrates the basic operation of the LM317. The integrated circuit keeps the voltage drop between the output terminal (the case of the regulator, which is housed in a TO-3 package) and the adjustment terminal (Pin 1) a constant 1.25 volts. In practice, resistor  $R_1$  is connected between these two terminals, thereby setting up a constant adjustment current. The magnitude of this current and the setting of potentiometer  $R_2$  determine the output voltage of the regulator.

If the adjustment current is sufficiently large, the output terminal is always 1.25 volts more positive than the adjustment terminal. Accordingly, setting the wiper of  $R_2$  so that the adjustment terminal of the IC is grounded causes the LM317 to act as a 1.25-volt regulator. Rotating the control shaft of  $R_2$  elevates the adjustment terminal above ground, simultane-

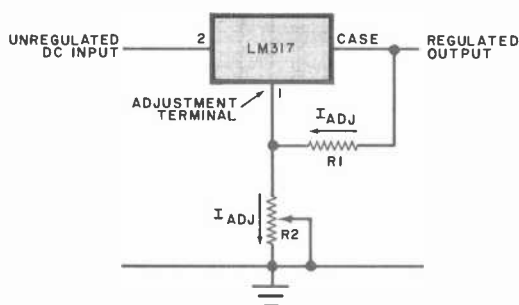
ously increasing the voltage at the output terminal.

Any voltage greater than 1.25 volts can be obtained at the output terminal simply by increasing the resistance between the adjustment terminal and ground. Although the manufacturer (National Semiconductor) rates the IC's maximum differential input-to-output voltage at 40 volts, the LM317 can be used to provide higher regulated voltages. However, such operation necessitates the inclusion of additional components to protect the regulator from excessive differential voltages.

Note that the LM317 has no ground terminal. This means that all quiescent operating current for the IC must flow through its output terminal, and necessitates that a minimum load current be established if the regulator is to function properly. Shown in Fig. 2 is a plot of the minimum operating current required against the differential input-to-output voltage. A convenient way to satisfy this minimum-load-current requirement is to select a value for the adjustment current that is suitably greater than the quiescent operating current of the IC.

The internal design of the LM317 makes possible a wide variety of applications other than that of a series-pass voltage regulator. These include tracking preregulators, switching regulators, ac voltage regulators, two-terminal current regulators, and power regulators, to name just a few!

Even more important than the inherent simplicity and flexibility of the three-terminal regulator IC is its ability to protect itself from practically every type of overload condition, thereby greatly in-



*Fig. 1. Basic circuit showing the operation of the LM317 regulator integrated circuit.*

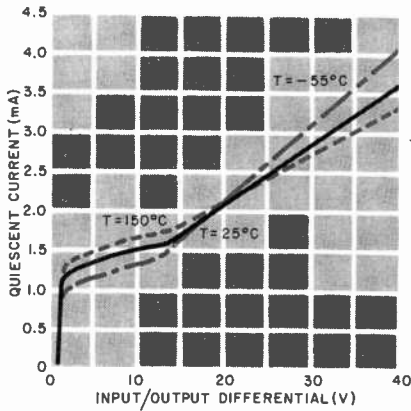


Figure 2. Plots of minimum load currents vs. differential input-to-out voltage.

creasing reliability. Output current is limited to 2.2 A to protect the IC as well as the power transformer and rectifier. Safe-area protection limits the maximum power dissipated by the regulator to approximately 20 W, thus guarding the series-pass transistor located on the chip against a destructive secondary breakdown. The safe-area protection circuit decreases the maximum possible output current as the differential input-to-output voltage increases, thereby

limiting the power dissipated to a safe value. A plot of output current limiting versus differential input-to-output voltage is shown in Fig. 3.

Thermal protection built into the LM 317 limits the maximum chip temperature to approximately 170°C. This protects the regulator from overheating, regardless of the type of overload or the amount of heat sinking provided. The temperature is sensed on the chip at a point near the series-pass transistor, enabling the regulator to shut down quickly if a potentially destructive overload condition occurs. Once the overload has been corrected and the chip cools down, the regulator turns back on and resumes normal operation.

All these protective circuits remain functional as long as an input-to-output differential of at least 2 volts exists, even if the adjustment terminal is accidentally disconnected from the rest of the circuit.

**About the Circuit.** The complete schematic of a 32-volt, 1.5-ampere bench power supply is shown in Fig. 4. Using the LM317 voltage regulator greatly simplifies the design and construction of the supply but keeps performance and reliability at high levels.

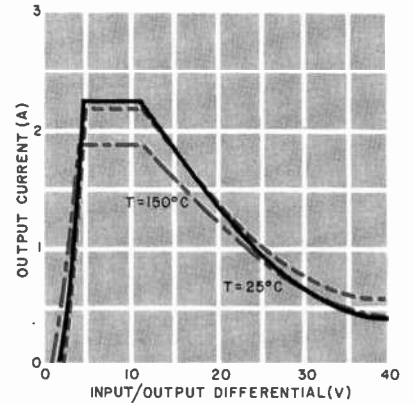


Figure 3. The 20-watt safe-area curves for the LM317 regulator IC at three operating temperatures.

Power transformer T1 is a "universal" multiwinding unit. Switch S2 selects one of two primary winding configurations, causing the ac input to the full-wave bridge rectifier to vary from 18 volts in the LOW position to 32 volts in the HIGH position. This minimizes power dissipation by the LM317 regulator. It also allows full output current to be generated at low voltages by reducing the input voltage to the regulator when the supply is being used at low output-voltage lev-

(Continued on page 74)

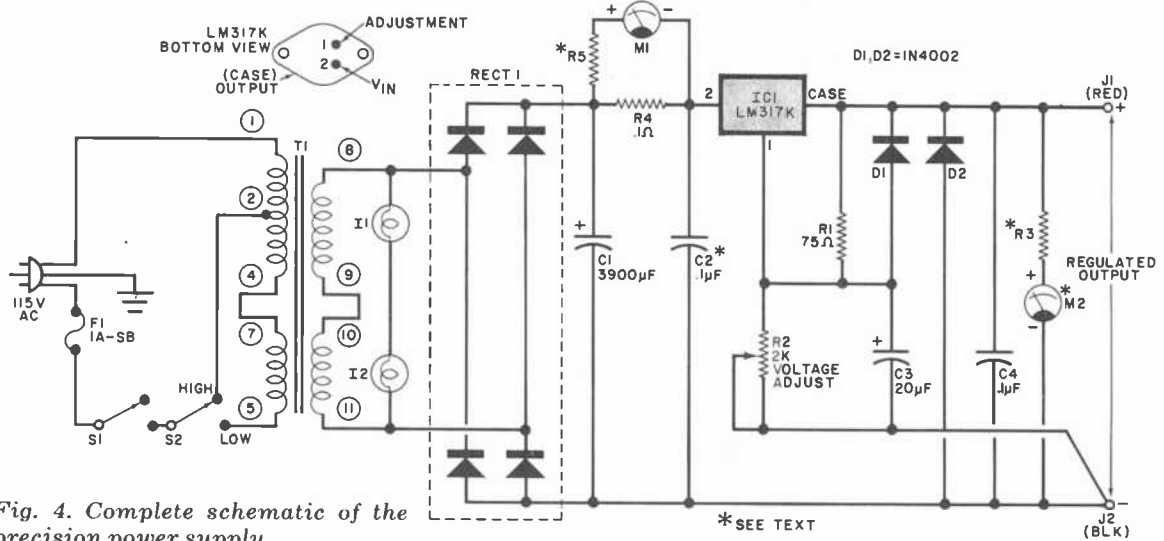


Figure 4. Complete schematic of the precision power supply.

### PARTS LIST

- C1—3900- $\mu$ F, 50-V electrolytic
- C2, C4—0.1- $\mu$ F disc ceramic (C2 optional)
- C3—20- $\mu$ F, 50-V electrolytic
- D1, D2—1N4002
- F1—1-A slow-blow fuse
- IC1—LM317K TO-3 voltage regulator (National Semiconductor)
- I1, I2—15-V pilot lamp
- J1, J2—Color-coded 5-way binding post
- M1—1-mA, 2-inch (5.1-cm) panel meter, re-labeled to read 0 to 1.5 A.

- M2—1-mA, 2-inch (5.1-cm) panel meter, re-labeled to read 0 to 30 V.
- R1—75-ohm, 1%, 1/4-W metal-film resistor
- R2—2000-ohm, 10-turn potentiometer
- R3—Select for individual meter used (approximately 30,000 ohms for 1-mA meter movement)
- R4—0.1-ohm, 5%, 1/2-W resistor
- R5—Select for individual meter used (typically 10 to 100 ohms for 1-mA meter movement)

- RECT1—2-A, 100-PIV modular bridge rectifier
- S1, S2—Spdt miniature toggle switch
- T1—30-V, 2-A secondary "universal" power transformer (Stancor RT-202 or equivalent)
- Misc.—Suitable aluminum enclosure (LMB-564 or similar), heat sink, TO-3 socket and mica washer, silicone thermal compound, line cord, fuse holder, control knob, rubber feet, dry-transfer lettering, hookup wire, solder, hardware, etc.

# YOURS FREE

New, hot off the press

## HEATHKIT® CATALOG

with the newest ideas  
in electronics



**New**  
One-Button  
Phone Dialer


**New All-In-One Personal Computer**



**New**  
QSK Transmitter



**New Digital**  
Multimeter with  
Auto-Ranging



**New XY Recorder**  
with Front Panel  
Control

Read about nearly 400 exciting do-it-yourself kits including Amateur Radio Equipment, Personal Computers, Home Improvement Products, Stereo Hi-Fi, Programmable Color TV, Automotive, Aircraft and Marine Accessories, Test Instruments, R/C Modeling, Self-Improvement Programs and lots more! Something for everyone, and everything is easy to build and fun to use — it's the Heathkit way!

**Send for your FREE catalog today.**

Heathkit products are displayed, sold and serviced coast-to-coast at Heathkit Electronic Centers. (Units of Schlumberger Products Corporation). See the white pages of your phone book. If coupon is missing, write Heath Company, Dept. 010-540, Benton Harbor, Michigan 49022.

HEATH	
<b>Schlumberger</b>	Heath Company, Dept. 010-540 Benton Harbor, Michigan 49022
Please send me my FREE Heathkit Catalog. I am not currently receiving your catalog.	
Name _____	
Address _____	
City _____	State _____
CL-699	Zip _____

**FREE  
CATALOG**

CIRCLE NO. 5 ON FREE INFORMATION CARD

(Continued from page 70)

els. An added benefit is a cooler-running heat sink.

Filter capacitor *C1* keeps the peak-to-peak ripple voltage under 2 volts at the input of the regulator, resulting in less than 300 microvolts rms of ripple at the output. Ceramic disc *C2* should be located close to the IC regulator and, although it is designated in the Parts List as optional, it is required if filter capacitor *C1* is located more than 4 inches (10.2 cm) from the IC. It is good practice, however, to include *C2* even if *C1* is close to the LM317 regulator.

Resistors *R4* and *R5* are the current shunt and calibrating resistors, respectively, for milliammeter *M1*. Note that *R4* is located on the input side of the regulator rather than the output side, so that it will not degrade load regulation. The exact value of *R5* will depend on the characteristics of the particular meter used for *M1*. It will usually be between 10 and 100 ohms if a 0-to-1-mA meter movement is employed.

Precision metal-film resistor *R1* establishes an adjustment current of 16 mA which flows through VOLTAGE ADJUST potentiometer *R2*. Adjusting *R2* for maximum resistance places the adjustment terminal of the IC at 32 volts above ground. This sets the power supply output voltage at 33.25 volts required. For a high degree of resolution in adjusting the output voltage, a ten-turn potentiometer is specified for *R2*. However, a lower-cost, single-turn potentiometer could be substituted if your budget won't accommodate a precision component or if you have difficulty procuring one.

Capacitor *C3* filters out any ripple voltage appearing at the adjustment terminal, increasing the ripple rejection at high output voltages. Transient response and stability of the power supply are improved by the addition of *C4*. Diode *D1* provides a discharge path for *C3* in the event of a short circuit at the supply output. The IC regulator is protected by *D2* against reverse voltages that




Fig. 6. Rear view of heat sink on prototype. A mica washer provides good thermal contact between regulator and heat sink.

might be accidentally applied to the output of the supply.

Resistor *R3* is the calibration component for the output voltmeter *M2*. Both this meter and *M1* are standard 1-mA meter movements with the meter faces relabeled. The exact value of *R3* will depend on the characteristics of the individual meter used for *M2*. It will be approximately 30,000 ohms if a 0-to-1-mA meter movement is employed. Incandescent lamps *I1* and *I2* illuminate the supply's meters and act as pilot lights.

**Construction.** The 1.5-ampere bench supply was constructed in an aluminum enclosure measuring 4"H by 6"W by 5"D (10.2 x 15.2 x 12.7 cm). The back of the case was removed and replaced with an aluminum heat sink containing thirteen 1-inch (2.5-cm) fins. An interior view of the author's prototype is shown in Fig. 5. The heat sink selected must be of sufficient size to limit the regulator temperature to no more than approximately 75°C above ambient when dissipating a maximum of 25 watts.

A mica washer will provide good thermal conductivity between the case of the LM317 regulator and the heat sink while maintaining electrical isolation. Be sure to apply a layer of silicone thermal compound on each side of the mica washer. Also bolted to the heat sink of the author's prototype is the bridge rectifier, *RECT1*. The rectifier, however, is mounted on the inside of the modular heat sink and is not visible in the rear view of Fig. 6.

After drilling holes for the various components, and cutting the front panel for the meters, the cabinet was painted and labeled with dry-transfer lettering. Next, using suitable hardware, all components except the filter capacitor and the meters were mounted. This provided




Fig. 5. Interior view of the author's prototype. Heat sink must limit IC temperature to 75°C above ambient.



enough room to wire the switches, potentiometer, etc.

Relabeling the meter faces was easily accomplished by first detaching the plastic meter cover. Then the meter face was carefully removed and the existing numbers erased with a pencil eraser. Dry-transfer lettering was used to relabel the meter face.

Although the wiring of the supply is simple and straightforward, several precautions should be taken to ensure the best possible load regulation. One lead of R1 should be connected directly to the case of the TO-3 package, the output terminal of the regulator IC. A separate, heavy wire is connected from the case of the regulator directly to the positive output jack. Finally, the wiper of the VOLTAGE ADJUST control and the potentiometer lug connected to it should be wired directly to the negative output jack. This improves load regulation by providing remote ground sensing directly at the output of the supply.

**In Conclusion.** The finished supply will prove to be a worthwhile investment for any home lab. Although the goal of simplicity guided the design of this power supply (less than 25 components were used), its performance is more than adequate for most bench work. With the VOLTAGE ADJUST control set for 15 volts, a 1-ampere load current will typically result in less than a 15-mV drop at the output and less than 1 mV peak-to-peak of ripple. Varying the ac line voltage between 90 and 125 volts causes less than a 10-mV change on the output. Output voltage drifts of 0.01%/°C can be obtained if stable components are used for R1 and R2.

With a few additional parts, the output can be made to go down to zero. This is accomplished by connecting the wiper (and the lug connected to it) of the VOLTAGE ADJUST potentiometer to a stable -1.25-volt reference. Output current can be increased by replacing the LM317 with an LM350, a new 3-ampere version of the LM317. If this is done, the power transformer and rectifier must be replaced with components having increased current-handling capabilities. If a bipolar dc power supply is needed, you can build two supplies and connect the positive output post of one to the negative output post of the other. Alternatively, you can build a modified version of this project incorporating both an LM317 and an LM337, another IC from National Semiconductor which is a negative-voltage version of the LM317. ◇

# Why buy a multi-capability counter for frequency-only measurements?



The 1911A multimeter makes accurate field transmitter frequency checks easy with the optional battery-pack and whip antenna.

For accurate readings in the presence of noise. Our new 1911/12A multi-counters have both trigger-level and attenuator controls.

For high resolution measurement of low frequency control tones in the period or period-average mode.

For economy. They're priced about the same as many frequency-only models, with totalize, autozero, autoranging, manual and automatic range selection, and more. Standard.

- 1911A for 250 MHz applications: \$495\*
- 1912A for measurements to 520 MHz: \$620\*

Call (800)426-0361, toll free, or write: John Fluke Mfg. Co., P.O. Box 43210, Mountlake Terrace, WA 98043.

\*(U.S. price)



1912A 520 MHz model

## Fluke Multimeters for Communications Service



7501-1911/12

CIRCLE NO. 20 ON FREE INFORMATION CARD

## Build The World's Most Powerful 8-Bit Computer

Featuring The Famous Intel 8085!

### Explorer/85™


Starting for just \$129.95 you can now build yourself a sophisticated, state-of-the-art computer that can be expanded to a level suitable for industrial, business and commercial use. You learn as you go... in small, easy-to-understand, inexpensive levels!

- Features Intel 8085 cpu/100% compatible with 8080A software!
- Onboard S-100 bus (up to 6 slots)!
- Onboard RAM and ROM expansion!
- Built-in deluxe 2K Monitor/Operating ROM!
- Cassette/RS 232 or 20 mA J-1/2 8-bit parallel I/O and timer all on beginner's Level "A" system!

EXPLORER/85 gives you "big computer" features immediately without turning you into an appliance operator doomed to run pre-developed software for life. Simply connect EXPLORER to a terminal, video monitor or tv set and 8-volt power supply and start running programs, the very first night! Level "A" teaches you machine language and computer fundamentals. It lets you run exercise programs including programs to examine the cpu registers, examine memory, move memory, and make up games. You can load and play back these programs on an ordinary tape cassette—and display your efforts on any tv screen, video monitor or printer (\$8.95 RF modulator required for tv use.) The simplified architecture of the Intel 8085 makes EXPLORER far easier to understand than computers using the older, more complex but less powerful 8080A. Then, when you're ready, EXPLORER can be expanded—by you—to rival the power of any 8-bit computer on earth. Or you can customize it to perform a dedicated task, thanks to onboard prototyping, RAM and ROM expansion capabilities.

#### LEVEL "A" SPECIFICATIONS

EXPLORER's Level "A" system features an advanced Intel 8085 cpu, which is 50% faster than its 8080A predecessor, yet 100% compatible with 8080A software which, you'll discover, exists by the ton. "Big computer" features include an 8355 ROM with 2K deluxe monitor/operating system which has two programmable 8-bit bi-directional parallel I/O ports, built-in cassette interface with tape control circuitry to allow labeling cassette files, and commands which include "display contents of memory," "run at user location (go to)," "insert data," "move contents of memory," "examine registers individually or all," "fill command (to fill the contents of memory with any variable), automatic baud rate selection, programmable characters per line display output format, and more. An 8155 RAM—I/O chip contains 256 bytes of RAM, two programmable 8-bit bi-directional and one programmable 6-bit bi-directional I/O ports plus programmable 14-bit binary counter/timer, user interrupt and reset switches. Onboard expansion provisions exist for up to six S-100 boards, 4K of RAM and 8K of ROM, PROM or EPROM.



As featured in POPULAR ELECTRONICS

EXPLORER/85 shown with Video Monitor and Keyboard/Video Terminal.

#### CHOICE OF HEX KEYPAD OR TERMINAL INPUT

If you plan to customize EXPLORER for dedicated use, we recommend that you order hex keypad input. But, if you are planning to go whole hog and blow EXPLORER up into a full size, state-of-the-art system with 8K or extended basic (coming soon), up to 64K of memory, floppy disks, telephone interface, printers, and all sorts of S-100 plug-ins—you'll be better off with the Keyboard/Video Terminal input. The \$149.95 EXPLORER Keyboard/Video Terminal includes full ASCII decoding with 128 ASCII upper/lower case set, 95 printable characters, onboard regulators and selectable display formats—32x16 for tv set or 64x16 for video monitor (not included).

#### EXPAND EXPLORER, LEVEL-BY-LEVEL

Level "B": all \$49.95, adds S-100 signals plus onboard RAM/ROM decoding. Includes all parts necessary to generate the signals for S-100 bus accessories. Just add two S-100 bus connectors and you have a complete S-100 compatible computer with a world of add-ons at your fingertips. Choose from hundreds of products to satisfy your individual needs. Level "B" kit also includes the address decoders for onboard RAM and ROM expansion, which are addressable anywhere in the 65K field.

Level "C" expansion, at \$39.95, expands the S-100 bus to allow a total of six S-100 cards to be plugged into EXPLORER's motherboard and contained in EXPLORER's steel cabinet. Includes all hardware, mounting brackets, board guides, etc. Just add the number of S-100 bus connectors you need.

Level "D" expansion, at \$69.95, gives you 4K of onboard static RAM utilizing 2114 IC's. Your board will also accept four 2716 EPROM's, which can be purchased separately. You now have an advanced mainframe that can be customized with the peripherals of your choice to fit any (or all) specific requirements. Each level of EXPLORER is separately regulated for the ultimate in stability. Factory service is available from Netronics. Order your EXPLORER today!

ORDER FROM THIS COUPON TODAY!

Netronics R&D Ltd., Dept P 6, 333 Litchfield Road, New Milford, CT 06676

<input type="checkbox"/> Level "A" EXPLORER/85 kit (specify <input type="checkbox"/> terminal or <input type="checkbox"/> hex keypad input), \$129.95 plus \$3 p&h	<input type="checkbox"/> Deluxe Steel Cabinet for EXPLORER/85, \$39.95 plus \$3 p&h
<input type="checkbox"/> Power Supply kit, 5 amp. ± 8 volt, \$34.95 plus \$3 p&h	<input type="checkbox"/> Deluxe Steel Cabinet for Keyboard/Video Terminal \$19.95 plus \$2.50 p&h
<input type="checkbox"/> Intel 8085 User's Manual, \$7.50ppd	<input type="checkbox"/> RF Modulator kit, \$8.95 ppd.
<input type="checkbox"/> ASCII Keyboard/Video Terminal kit, \$149.95 plus \$3 p&h	<input type="checkbox"/> Total Enclosed (Conn. res. add tax) \$_____
<input type="checkbox"/> Hex Keypad kit for hex version, \$69.95 plus \$2 p&h	<input type="checkbox"/> VISA <input type="checkbox"/> Master Charge Exp. Date _____
<input type="checkbox"/> Level "B" S-100/Onboard RAM/ROM Decoder kit (less S-100 connectors), \$49.95 plus \$2 p&h	Account # _____
<input type="checkbox"/> Level "C" S-100 S-Card Expander kit (less connectors), \$39.95 plus \$2 p&h	PHONE ORDERS CALL (203) 354-9375
<input type="checkbox"/> S-100 Bus Connectors (gold), \$4.85 each	Print Name _____
<input type="checkbox"/> Level "D" 4K Onboard RAM kit, \$69.95 plus \$2 p&h	Address _____
	City _____
	State _____ Zip _____

DEALER INQUIRIES INVITED

CIRCLE NO. 38 ON FREE INFORMATION CARD

# Microcomputer I/O Board Buying Directory

Make & Model	Price <sup>1</sup> (\$)	Power required <sup>2</sup> (mA) <sup>2</sup>			Ports <sup>3</sup>	Serial: 20-mA? RS-232? <sup>4</sup>	Cassette Ports	Remarks
		+5V	+16V	-16V				
<b>S-100</b>								
Alpha Microsys. AM-300	695				6S	R		Multi-level interrupt under program control.
Byte Byt-LIF	200	X			1P	no		For Okidata and similar parallel printers; 37-pin connector.
<b>CGRS Microtech</b>								
A Lot of I/O	170 (k) 220 (w)				2S, 4P			With ROM space, and connector for PerSci floppy controller card.
TIM I/O	40 (b) 140 (k) 170 (w)				2S, 3P			Memory-mapped; w. 320 bytes RAM; 1K TI F M, breadboard area for custom I/O.
<b>Cromemco</b>								
8PIO	195 (k) 295 (w)	1.5A			8Pb			
PR1	195 (w)	700			4P (11, 10), 1 control			For printers; supports 1 dot-matrix, 1 daisy-wheel.
Tu-Art	195 (k) 205 (w)	1A	80	40	2S, 2P	B		With interval timers, vectored interrupts.
<b>Educational Data Systs. of Va.</b>								
PK3	85	300			1S, 2P	B		Expandable; options include 8 interrupts, real-time clock, floating-point processor.
PK4	150	800			1S, 8P	B		
PK1	130	500			2P	opt.		
<b>Fire Bird Sales</b>								
1SIB4	214				S4	R		
1PIB4	268				P4			
<b>Franklin Elect.</b>								
I/O Interface	165 (k) 250 (w)	750	50	50	3S, 1P	B		LEDs for send, receive data.
<b>IMSAI</b>								
MIO	195 (k) 350 (w)				2P, 1S	B	1 Tarbell	Includes 1 control port.
PIO 4-1	93 (k) 140 (w)				1P			Status and indicator lights.
PIO 4-4	156 (k) 299 (w)				4P			As above.
PIOM	22 (k)				1P			Expansion kit for PIO4-1.
PIO 6-6	169 (k) 279 (w)				6P			
PIO 6-3	139 (k) 239 (w)				3P			Expandable to PIO 6-6.
PO6M	54 (k) 90 (w)				3P			Expansion module for PIO 6-3.
SIO 2-2	156 (k) 299 (w)				2S	B		
SIO 2-1	125 (k) 235 (w)				1S	B		Expandable to SIO 2-2.
SIOM	47 (k)				1S			Expansion kit for SIO 2-1.
SIOC	69 (w) 31 (k)							Serial I/O clock piggyback.
<b>Infinite</b>								
MFIO-1K	234	730	145	85	1P, 1S	B	see Remarks	Also has 2K EPROM, 128 bytes RAM; firmware avail.; cassette port for 300-baud K.C., 1200-baud Processor Tech, 600 & 2400 baud.

Make & Model	Price <sup>1</sup> (\$)	Power required <sup>2</sup> (mA) <sup>2</sup>			Ports <sup>3</sup>	Serial: 20-mA? RS-232? <sup>4</sup>	Cassette Ports	Remarks
		+8V	+16V	-16V				
<b>Jade Computer</b> JG-PS-01	125 (k) 175 (w)	X	X	X	2S, 1P	B	1 KC	Crystal-controlled baud rate.
<b>Morrow's Microstuff</b> Speakeasy	120	700			1S, 1Pb	B	3 KC	512 bytes ROM and RAM; cassette stop/start relays.
<b>National Multiplex</b> 2SIO PUC1	190 235	600 600			2S, ½P 3S, 1P	B B	RS-232 RS-232	For terminal & digital tape. For term., tape & printer.
<b>Parasitic</b> Speakeasy	150 (k) 185 (w)	900	40	60	1S, 1Pb	B	3 KC	Baud rate software-selectable.
<b>Pickles &amp; Trout</b> P&T-488 BO10	250 (k) 325 (2) 165 (w)	X			1 IEEE 8Pb		1 KC	S-100 to IEEE-488 software on KC cassette.  8 bidirectional data lines with 3 control, 3 port-select, 3 filtered interrupt lines; for up to 6 devices on one cable.
<b>Processor Tech.</b> 3P+S	149 (k) 199 (w)				2Pb, 1S	B	no	1 serial, 2 parallel, 1 control port.
<b>Solid State Music</b> IO-2 IO-4	55 (k) 150 (k)	300			1P 2P, 2S	B B	no	Experimenters' card with 1 port, spare IC patterns for serial port or PROM. With 6 ribbon cables.
<b>Space-Time Prod.</b> Master I/O	48 (b) 369 (w)	1A	200	200	1S, 6P	TTL		With 3K ROM, 1K RAM, 3 counter-timers.
<b>Vector Graphic</b> Bit-Streamer	195 (w)				1S, 2P	B		Can be software-configured for 5-8 data bits.
<b>Wameco</b> SIO-1	30 (b)				2S, 2P	1 KC		
<b>Xecon Micro</b> Smart Controller	205 (w)	800	X		1S	B	mod. KC	On-board ROM with file-formatting tape OS; KC @ 1200-4800.
<b>Xitan</b> SMB-2	395 (w)		170	170	2S, 1P	B*	1*	*One RS-232 configurable as 20-mA; cassette interface 1200/2400 baud; parallel port has 8 bits + 2 control lines; board has socket for 2K RAM, 4K EPROM, ZAPPLE monitor in 12K ROM; see main listing.

Make & Model	Price <sup>1</sup> (\$)	Power required <sup>2</sup> (mA)			Ports <sup>3</sup>	Serial: 20-mA? RS-232? <sup>4</sup>	Cassette Ports	Remarks
		+5V	+12V	-12V				
<b>SS-50</b>								
<b>F&amp;D Associates</b> VPI-1	33 (b)				5P	no	no	36 bidirectional lines, 4 inept only; configurable as four 8-bit ports with 1 I/O and 1 input handshake line; can run Selectric; can replace 2 SWTP MP-L.
<b>Gimix</b> 1 ACIA 2 PIA 4 ACIA 8 PIA	99 (w) 98 (w) 198 (w) 198 (w)	X X X X	X X X X	X X X X	1S 2P 4S 8P (5b)	B B B B	no no no no	Real-time clock for 1-sec. and 1-min. interrupts.
<b>Midwest Scientific</b> PIA-1 SI-1	50 (k) 65 (w) 58 (k)				1P 2SI, 2SO	B B		

Make & Model	Price <sup>1</sup> (\$)	Power required <sup>2</sup> (mA)			Ports <sup>3</sup>	Serial: 20-mA?	Cassette Ports	Remarks
		+5V	+12V	-12V				
National Multiplex 2S10 (R)	190	500			2S, 1P	B	RS-232	For terminal & tape, OS in ROM.
SDS Tech. Devices MP-S	35 (k)	200			1S	B	2 SWTP AC-30	
Southwest Tech. MP-S MP-C MP-LA	10 (b)	200			1S	B		110-9600 baud.
	35 (k)							
	10 (b)			1S	B		110-300 baud; serial & control board.	
	35 (k)	300		2P				

**NOTES:**

<sup>1</sup>(b)=bare board; (k)=kit, (w)=wired. Prices shown may not include cables.

<sup>2</sup>In amperes where indicated by "A."

<sup>3</sup>S=serial, P=parallel; I=input only,

O=output only, b=bidirectional.

Types of parallel port given only if specified by manufacturer. Some manufacturers count 8 I/O lines as one port, others count each line separately.

<sup>4</sup>R=RS-232, T=20 mA (TTT), B=both.

# BUILD A PAIR OF "LAZY-LEADS"

BY GENE FRANCISCO

*Eliminate switching leads when testing semiconductors*

If you have ever tested a batch of semiconductors with an ohmmeter, you know that continually transposing test leads results in tired hands and tangled leads. Presented here is a simple probe called "Lazy Leads" which eliminates the need to transpose leads thanks to a built-in dpdt switch. It can be assembled from odd parts in a few moments.

Construction of the Lazy Leads is very simple. Locate a used felt-tip marker whose barrel sits comfortably in your hand. Also, select a subminiature dpdt switch.

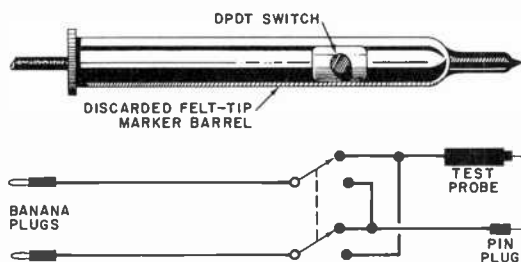
The switch must be small enough to fit inside the marker barrel. (Alternatively, choose a marker whose barrel is large enough to accommodate a small dpdt switch.) Other required items include a pin-tipped test probe, a pin plug, a length of three-conductor flexible cable and a pair of plugs compatible with your meter.

Remove the sealing plug from the top of the marker barrel and discard the spent ink reservoir and tip. Thoroughly clean the barrel with rubbing alcohol. Next, cut an opening in the barrel near the tip to accommodate the dpdt switch.

Drill a hole in the sealing plug large enough to allow the three-conductor cable to run through it. Pass a length of the cable somewhat longer than the barrel through the hole and then tie a knot in the cable on the inner side of the seal.

Separate one of the conductors on the outer side of the sealing plug and solder it to a test probe. Solder banana plugs to the two remaining conductors. Then feed the three-conductor cable down the barrel and through the hole cut for the switch. Solder the conductors to the switch contacts according to the schematic shown in the figure. Also, solder one end of a short length of hookup wire to a pin plug and the other end of the remaining switch contacts. Screw the pin plug into the tip end of the marker, replace the sealing plug and secure the switch in place with cement or suitable hardware.

The Lazy Leads are now ready for use. You will be able to change the polarity of the leads merely by throwing the dpdt switch. This will greatly simplify semiconductor tests with an ohmmeter or voltage or current tests with a multimeter lacking an autopolarity function. ◊



*The Lazy Leads are made by inserting probe tips and a subminiature switch in the barrel of a felt-tip marker.*



# Calculating Capacitive Reactance Made Easy

BY ARTHUR F. BLOCK

**T**HERE ARE a number of shortcuts to simplifying problem solving in electronics. In problems involving capacitive reactance, for instance, a useful procedure is to use the "magic" number of 160,000. This process may lead to errors of less than 1% in comparison to using standard textbook methods, but the components involved have 10% to 50% tolerances anyway.

Using the magic number in solving capacitance problems lets you deal with the basic units instead of the units involved in traditional formulas.

**The Magic Formula.** When dealing with capacitance in a problem, two of three variables are given. The traditional textbook formula for calculating capacitive reactance is:  $X_C = 1/(2\pi FC)$ , where  $X_C$  is in ohms,  $\pi$  is equal to 3.14159296,  $f$  is frequency in hertz, and  $C$  is capacitance in farads. (F). As you can see, this formula can be cumbersome to work with, especially if the frequency is in kilo- or megahertz and/or the capacitance is in micro- or picofarads. The problem can be greatly simplified as:  $X_C f C = 160,000$  with  $C$  in microfarads.

To solve for  $X_C$ ,  $f$ , or  $C$ , you simply transfer the two known values to the right side of the equals sign, where they become the divisor for the 160,000 constant. Hence,  $f = 160,000/X_C C$  and  $C = 160,000/f X_C$ . The following examples will illustrate the relationship.

1. What is the equivalent reactance of a 0.01- $\mu$ F capacitor at 1600 Hz? First, write down the formula  $X_C = 160,000/fC$ . Next, fill in the values of  $f$  and  $C$ :  $X_C = 160,000/(1600 \times 0.01) = 160,000/16 = 10,000$  ohms.

2. A crossover point is the frequency at which a capacitor and resistor have equal reactance. Hence, it is sometimes necessary to calculate the capacitance value required for a given  $X_C$  and  $f$  in order to match a given resistance. What value capacitor is required to provide a crossover at 800 Hz with a 100,000-ohm resistor? First write down the formula:  $C = 160,000/(800 \times 100,000) = 160,000/80,000,000 = 0.002 \mu\text{F}$ .

3. Now, let us determine the low-fre-

quency cutoff of a 10- $\mu$ F capacitor across a 100-ohm resistance:  $f = 160,000/CX_C = 160,000/(10 \times 100) = 160,000/1000 = 160$  Hz.

4. Finally, how large a coupling-capacitor value is required to provide signals down to 20 Hz into a 500-ohm load? Write the problem:  $C = 160,000/fX_C = 160,000/(20 \times 500) = 16 \mu\text{F}$ .

Now we can expand the usefulness of the basic relationship further. If you wish to work in megahertz, change the capacitance from microfarads to picofarads. In this manner, the frequency and capacitance are changed by a 1,000,000:1 ratio and results are read out directly in megahertz, ohms, or picofarads.

**Going Further.** Resistance-capacitance (RC) combinations exhibit what is known as a "time constant." The formula for determining the time constant is:  $T = RC$ , where  $T$  is the time in seconds,  $R$  is the resistance in ohms, and  $C$  is the capacitance in farads. Microfarads and ohms yield time constants in microseconds. Using picofarads and megohms, you also obtain results in microseconds.

As an example of how to use our "magic" number here, consider the 75- $\mu$ s deemphasis used in FM radio. Since microseconds can be represented by ohms and microfarads, dividing 160,000 by 75 yields a crossover frequency of 2133 Hz for the deemphasis. Generally, however, you will be more interested in what component to use to obtain the 75- $\mu$ s deemphasis.

To determine the component values required, just remember that any RC combination that yields a product of 75 ( $\mu$ s) can be used. For example, if you wish to use a 100,000-ohm resistor, the first thing to do is translate this value into 0.1 megohm. Then, using the formula, you will find that a 750-pF capacitor will provide the proper deemphasis.

Keep the  $R$  and  $C$  values within reason and consistent with the circuitry in which the network is to be used. You would not, for example, use a 750- $\mu$ F capacitor because it would require a 0.1-ohm resistor to provide the proper deemphasis.  $\diamond$

**FREE SWTH**

**CATALOG**


Audio—Computers  
Instruments  
Kits & Assembled

COMPUTER  
PRODUCTS  
CATALOGUE



Southwest Technical Products Corporation  
219 W. RHAPSODY  
SAN ANTONIO, TEXAS 78216

CIRCLE NO. 50 ON FREE INFORMATION CARD



Thousands of Communications Electronics customers  
**OWN A BEARCAT® SCANNER.**  
But since we've introduced the Bearcat® 250 crystalless 15,600 frequency, 50 channel synthesized scanner, our specifications have been improved:

**Sensitivity**  
0.4 microvolts for 12dB SINAD on VHF bands, UHF band slightly less

**Selectivity**  
Better than -60dB @  $\pm 25$  KHz

**Audio Output**  
At least 2.0 Watts rms

**Audio Quality**  
The BC-250 audio is more noise-free and suffers less distortion than comparable models by a margin of 10dB or more.

**Image Rejection**  
The BC-250 rejects image frequencies by at least 8dB better in all bands than comparable models.

This month, we've got a special price on the Bearcat® 250. Now, you can own this fantastic professional monitor for only \$269.00. That's a savings of over \$80.00.

To start Bearcating, Master Charge and Visa card holders may call and order toll free 800-521-4414. Outside the U.S. and Michigan dial 313-994-4441. To order by mail, send \$269.00 plus \$5.00 for U.S. U.P.S. shipping. Foreign orders invited at slightly higher cost. Mail your orders or requests for a free catalog completely describing all Bearcat® scanners to: **Communications Electronics, Box 1002, Dept. HF1, Ann Arbor, Michigan 48106 U.S.A.** Bearcat® is a registered trademark of Masco Corporation of Indiana. Copyright ©1978 Communications Electronics

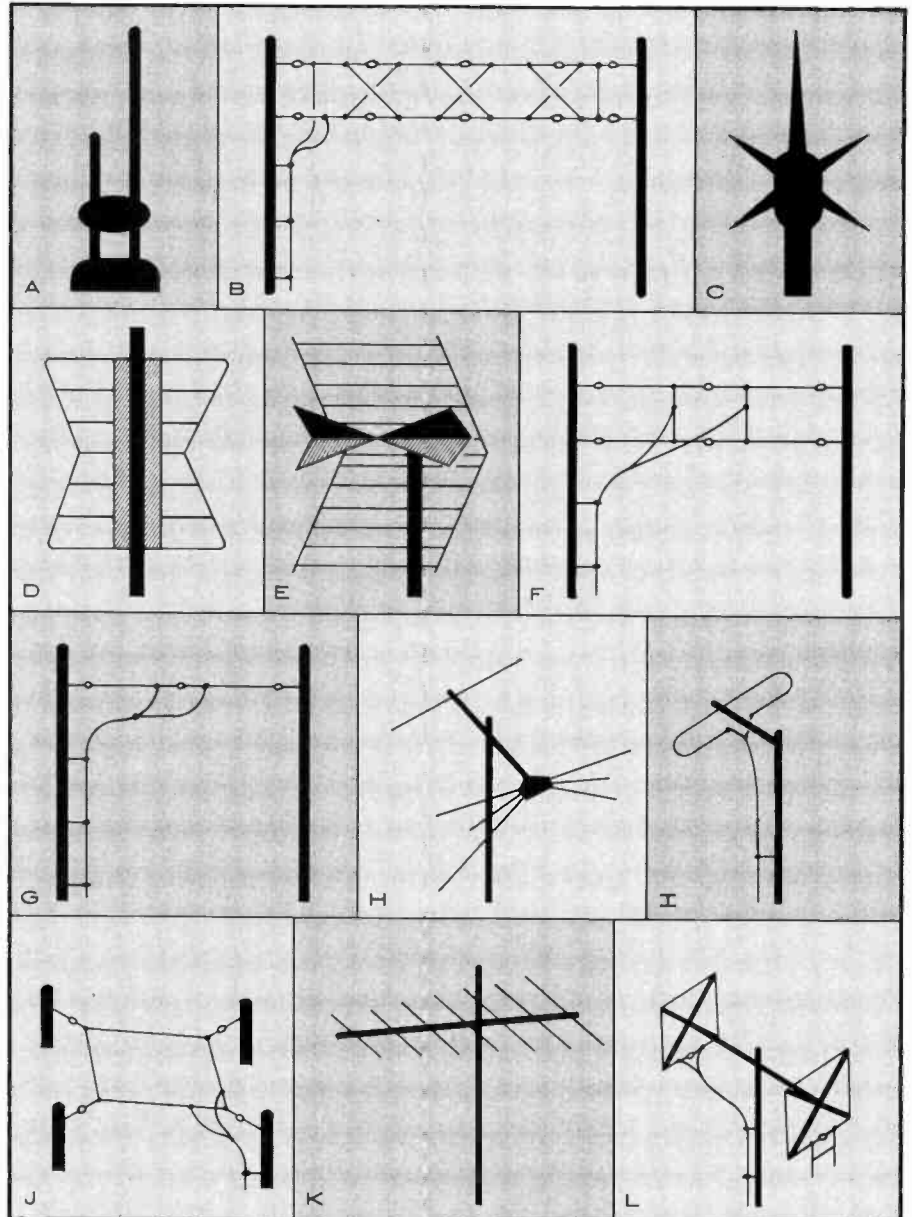
CIRCLE NO. 1 ON FREE INFORMATION CARD

# ANTENNA MATCHING QUIZ

BY ROBERT P. BALIN

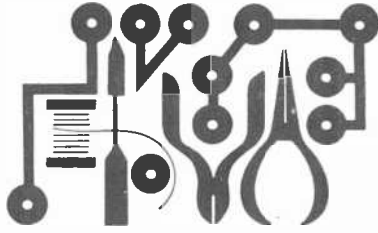
To test your knowledge of antennas, see how many of those illustrated below (A-L) you can properly identify by the following names (1-12).

1. Batwing
2. Conical
3. Corner reflector
4. Cubical quad
5. Doublet
6. Folded dipole
7. Ground plane
8. J
9. Lazy H
10. Rhombic
11. Sterba curtain
12. Yagi



**ANSWERS:**

- |      |     |     |     |
|------|-----|-----|-----|
| 12-K | 9-F | 6-I | 3-E |
| 11-B | 8-A | 5-G | 2-H |
| 10-J | 7-C | 4-L | 1-D |



# Experimenter's Corner

By Forrest M. Mims

## THE DIGITAL COMPARATOR

IN LAST MONTH'S column, we discussed the analog comparator and illustrated some applications for it. This month, we're going to look at its digital counterpart, the *magnitude comparator*. Figure 1 is the logic diagram for a simple magnitude comparator. The circuit, which can be made using a single 7400 quad NAND gate, compares two logic signals applied to its inputs. When both input signals are at the same logic level, a logic 0 appears at the output. When the inputs are at different logic levels, the output is a logic 1.

If this behavior sounds familiar, you're probably acquainted

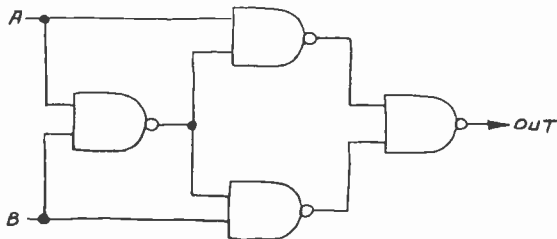


Fig. 1. Logic diagram for an Exclusive-OR gate synthesized from NAND gates.

with the Exclusive-OR gate, one of the most important combinational logic circuits. Figure 1 is, in fact, an Exclusive-OR gate synthesized from NAND gates. The logic diagram and truth table for this important circuit are shown in Fig. 2.

**Exclusive-OR Parity Generator.** When large quantities of digital information are transmitted from one point to another, it is not uncommon to lose (or "drop") a few bits. Although the level of error might be extremely low, in many applications, it is important to find and correct any error that occurs. A single dropped bit, for example, can change a number such as 128 (10000000<sub>2</sub>) to 0 (00000000<sub>2</sub>). On the other hand, if a leading bit is somehow changed from a 0 to a 1, a transmitted 0<sub>10</sub> will be received as a 128<sub>10</sub>. You can imagine the problems that would occur if a few bits are dropped (or a dropped bit or two turn up) in a computerized payroll account!

The exclusive-OR gate gives rise to clever methods of preventing most dropped bits from slipping into a digital system undetected. The even-parity bit generator, shown in Fig. 3, is employed in one common error-detection system. This logic circuit continually monitors each bit in a four-bit nibble. If the nibble has an odd number of 1's, its output is logic 1. If the nibble has an even number of 1's, the circuit generates a logic-0 output. The extra bit is tagged onto the nibble as a fifth bit.

The fifth (parity) bit stays with the nibble while it is transmitted to a data processing circuit anywhere from a few feet to perhaps thousands of miles away. When the nibble is received, it is inspected by a parity detector which, like the parity generator, is made from Exclusive-OR gates. If the parity is

correct, the nibble is accepted for processing. If not, an error signal is generated.

This simple parity method is effective, but it is not foolproof. A dropped parity bit, for example, could cause an otherwise perfectly valid nibble to be flagged as erroneous. Nevertheless, the odds for losing a parity bit are much smaller than those for losing a nibble bit since there are four times as many of the latter. In demanding applications, more complicated parity generation and detection methods can be used.

**Multiple-Bit Digital Comparators.** Many interesting applications are made possible by multiple-bit digital comparators. These comparators use Exclusive-OR circuits to compare respective pairs of bits in each of two words. The outputs of the comparators are applied to a gate that generates a logic 1 at its output when all the bit pairs are equal and a logic 0 when one or more are not.

Additional output bits can indicate which input is larger than the other, should that be the case. Additional inputs can permit two or more multiple-bit comparators to be cascaded so that larger words can be compared.

**The 7485 4-Bit Magnitude Comparator.** You can use Exclusive-OR gates for comparing one- or two-bit numbers, but the 7485 4-bit magnitude comparator is by far the best solution in more advanced applications. The 7485 provides three fully decoded outputs that indicate which of two input nibbles is larger than the other or if both nibbles are equal. It also includes three cascade inputs that permit two or more 7485's to compare words having eight or more bits.

Figure 4 is the pin diagram of the 7485. Note the reasonably consistent placement of the cascade inputs and comparator outputs, a feature you will find useful when you're working with this chip. Although the 7485 is rarely used in experimenter and hobbyist projects, it is a very versatile chip with some powerful applications. Just compare some of its decision making features with a pocket programmable calculator or a mi-

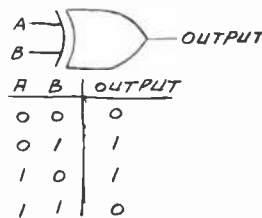


Fig. 2. Symbol and truth table for Exclusive-OR gate.

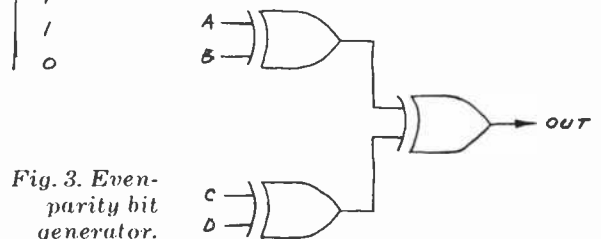
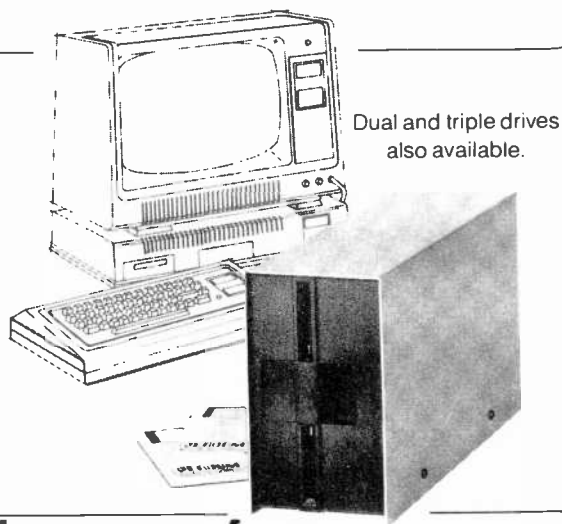


Fig. 3. Even-parity bit generator.

# NOW...

## Add-on Mini-Disc for the TRS-80\*



Dual and triple drives also available.

only  
**\$399<sup>00</sup>**

from  
**PERCOM**

Requires 16K RAM.  
Level II BASIC and  
Expansion Interface.

**PERCOM DATA COMPANY, INC.**  
Dept. PE - 211 N. KIRBY - GARLAND, TEXAS 75042  
Phone: (214) 272-3421  
**To Order Call 1-800-527-1592**


\*RADIO SHACK and TRS-80 are trademarks of Tandy Corporation which has no relationship to PERCOM DATA COMPANY INC.

CIRCLE NO. 44 ON FREE INFORMATION CARD

## THE BIG PLUS + Graphic Equalizer

ASSEMBLED  
**\$189<sup>95</sup>**

KIT  
**\$99<sup>95</sup>**



**LOADED with Quality Features!**

- Stereo . . . Eleven Bands Per Channel • Extremely Low Noise & Distortion • LED Peak Indicators • Center Detent ("flat") sliders • Built-in "record" Switching • Line and Microphone Level Inputs/Outputs • Regulated Power Supply • Fully Guaranteed • Horizontal or Vertical Cabinets • Kit or Fully Assembled • Plus Much, Much More!

**Absolutely equals or exceeds overall performance and features of any graphic equalizer made today!**

**AARON-GAVIN INSTRUMENTS, INC.**

17231 Corla Avenue Tustin, California 92680

Yes! I've enclosed \$ \_\_\_\_\_; RUSH me:  cabinet  send  brochure  
 assembled equalizers at \$189.95, p.p.d.  Horizontal (flat)  Vertical (up-right)  
 unassembled equalizer kits at \$99.95, p.p.d.  California residents include 6% sales tax

Visa & Master Charge orders accepted

Name \_\_\_\_\_ Card No. \_\_\_\_\_  
 Address \_\_\_\_\_ Exp. Date \_\_\_\_\_ Bank  
 City \_\_\_\_\_ State \_\_\_\_\_ Zip \_\_\_\_\_ Date \_\_\_\_\_ No. \_\_\_\_\_

Dealer inquiries invited

CIRCLE NO. 59 ON FREE INFORMATION CARD

crocomputer and you'll see why. Indeed, you might be able to solve some fairly complex circuit requirements with a 7485 comparator rather than a more complicated approach such as using a microprocessor.

**7485 Demonstration Circuit.** A good way to learn how the 7485 works is to assemble the test circuit shown in Fig. 5. This circuit allows you to manually apply two 4-bit nibbles to a 7485 and simultaneously monitor three LEDs that indicate the status of the chip's outputs. Because the activated output of the 7485 is high, the LED connected to it is *off* and the other two LEDs are on. This might seem a little confusing at first, but you'll soon become accustomed to it. If you prefer that the LED connected to the activated output glow and the other two LEDs remain off, you can use the 7485 as a current source rather than a current sink. We'll see how this is done later.

Although the circuit shown in Fig. 5 specifies two 4-position DIP switches, you can use a single 8-position switch if you prefer. In operation, a switch that has been closed applies a logic 0 to the comparator input, and an open switch applies a logic 1. For this reason, it's best to install the DIP switches upside down. While experimenting with this circuit, you might find that the DIP switch occasionally fails to register properly. Some DIP switches are less reliable than conventional toggle switches, and you might have to press a switch into position more than once before it makes or breaks contact. You will also, no doubt, find that this circuit poses a test of your ability to manipulate binary numbers. We'll explore this aspect of using the 7485 in more detail later.

Finally, you'll probably begin to develop some applications of your own for the 7485. For example, how about a binary combination lock? One switch holds the combination, which you can easily change in only a few seconds. The second switch becomes the combination dial. Connect a solenoid lock to the A=B output (pin 6) through an SCR or power transistor and your combination lock is complete.

You can make a more sophisticated lock by inserting a normally-open pushbutton switch between the 7485 and the positive power supply and using the two A≠B outputs to activate

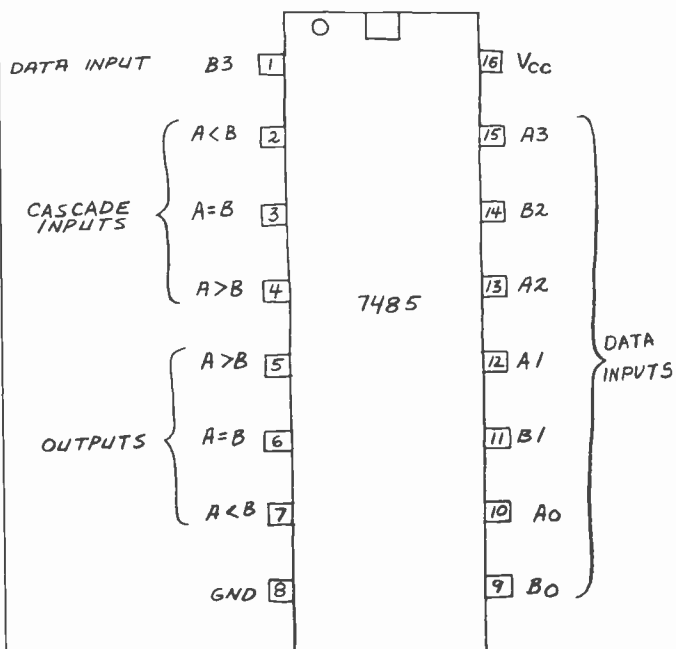


Fig. 4. Pin diagram for 7485 4-bit magnitude comparator.



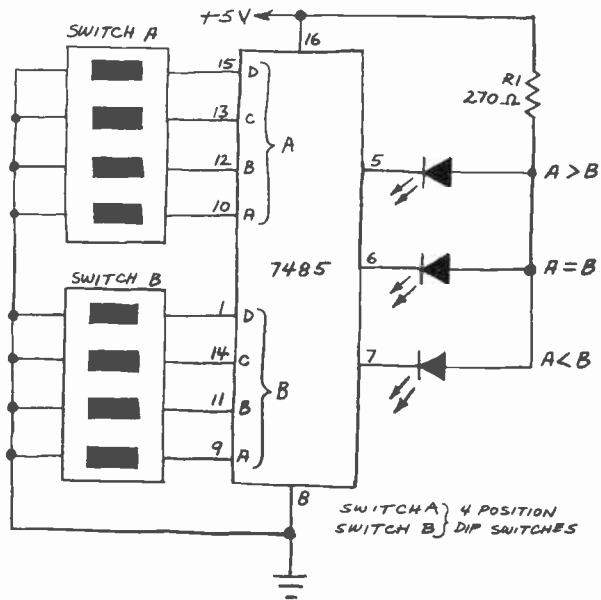


Fig. 5. Demonstration circuit using a 7485.

an alarm bell. An incorrect combination entry followed by a press of the switch to activate the lock will ring the bell and discourage further tampering.

**How to Cascade Two 7485's.** The circuit in Fig. 5 has only sixteen possible combinations, but you can increase the number to 128 by adding a second 7485 and using an 8-bit combination. Cascaded comparators have other applications as well, particularly in light of the fact that most microprocessor and controller circuits work with words having eight or more bits.

Figure 6 shows how to cascade two 7485's. Although this circuit includes DIP switches to allow you to make manual entries, it can be readily adapted to receive bit patterns from a pair of 8-bit buses. Be sure to compare Fig. 6 with the pinout in Fig. 4 to see how the outputs of one 7485 are connected to the cascade inputs of the second 7485. Also, note how the indicator LEDs are sourced by the 7485 in this circuit. This means the LED connected to the activated output glows and the other two are off.

It's possible to cascade more than two 7485's so that words having more than 8 bits can be compared. The Texas Instruments *TTL Data Book*, for example, shows how to connect six 7485's to compare two 24-bit words (see page 7-64). Five 24-bit comparator circuits can be used with a single 7485 to compare two 120-bit words.

A 120-bit comparator made from 7485's would be very fast, but would require 31 chips. If speed is not essential, a much more practical way to compare very long words is to break them up into 4-bit nibbles or 8-bit bytes and compare respective nibbles or bytes a pair at a time in sequential fashion. That's a comparatively easy task for a microprocessor.

**Using the 7485 in a Programmable Counter.** Figure 7 shows how to make a programmable 4-bit counter with the help of a 7485. The desired count, which can be any number between 0001 and 1111, is entered into the DIP switch. The 555 functions as a clock that drives the 74193 through its count sequence. In operation, the 7485 continually interrogates the count and compares it with the number loaded into the DIP switch. When the two are equal, the comparator

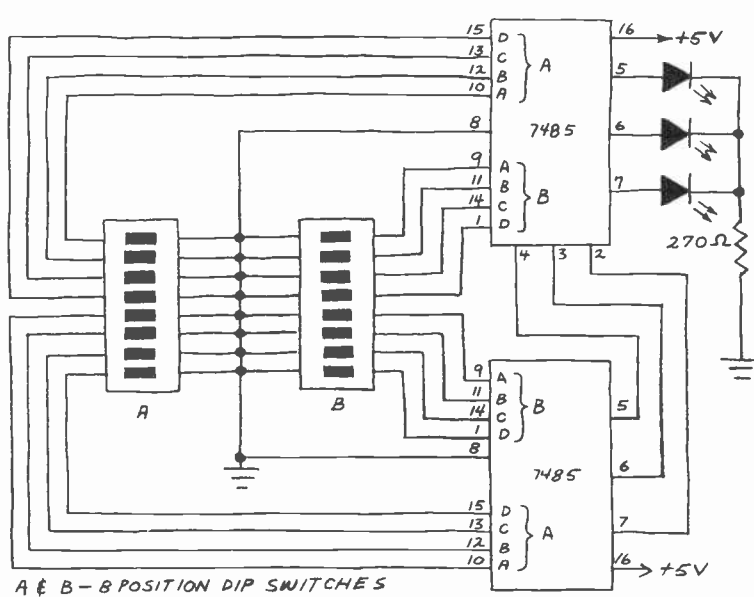



Fig. 6. Two 7485 comparators can be cascaded as shown.

sends a pulse to the CLEAR input of the 74193 which resets the count to 0000. The cycle then repeats.

This basic circuit is easily modified for more sophisticated applications. Cascading counters and comparators, for example, will permit higher counts. By adjusting *R1* and *C1* to provide one clock pulse at a known interval, the circuit can be used as a programmable digital timer. Increasing *R1* or *C1* or both will slow down the clock rate.

## THE ELECTRONIC WORKMATE



### Leadless Continuity Checker

Pat. No. 3,919,631

TRANSTRONICS ELECTRONIC WORKMATE (Model 65) is the multi-use continuity checker that needs no leads! Circuit is completed through the hands and body of the user.

Save time with this pocket-size precision instrument that trouble shoots circuits and components, traces wiring, and simplifies cable and harness assembly.

Electrical Specifications:		Reduces time in all electronic assembly and testing. And it's great for the household handyman in checking wiring, repairing appliances, and finding polarity of AC and DC currents.
Tip internal series		
DC resistance	220 K ohms	
Tip voltage in standby mode	0.5 VDC	
Max. tip current while testing	11 microamps	
Min. AC voltage detected (logic probe)	3 V. P-P	

Model 65 comes complete with two penlight batteries, LED indicator lamp, and a TWO YEAR WARRANTY.

Only \$14<sup>95</sup> +P&H

---

TRANSTRONICS, 13101 NE Hwy 99, Suite C-3, Vancouver, WA 98665

Please send me \_\_\_\_\_ Electronic Workmate(s) (Model 65) at \$14.95 each plus 60c postage and handling.

Enclosed is my check or money order for \$ \_\_\_\_\_

Name \_\_\_\_\_

Address \_\_\_\_\_

City/State/Zip \_\_\_\_\_

CIRCLE NO. 54 ON FREE INFORMATION CARD

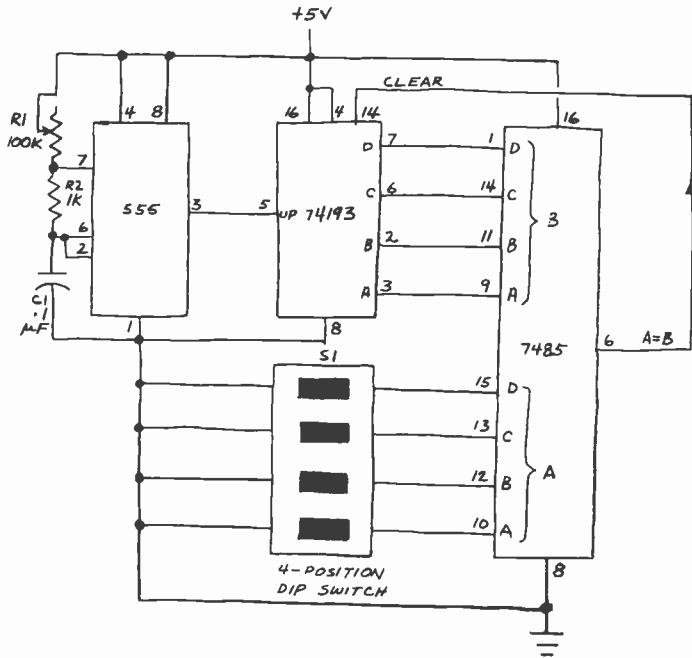


Fig. 7. A programmable 4-bit counter using a 7485 with a 74193 and 555 clock.

The  $A \neq B$  outputs of the 7485 provide a number of other application possibilities. For example, by connecting the  $A < B$  output to the CLEAR input of the 74193, the counter will be re-set upon the next clock pulse after the programmed number has been reached. If you build this circuit, be sure to experiment with this and other modes of operation.

**BCD Trainer.** Once you have assembled any of the 7485 circuits described thus far, you will realize how important the ability to think in binary is. The circuit shown in Fig. 8 will help you quickly learn the first ten binary numbers (0000-1001).

These numbers are used in most if not all logic circuits that employ decimal readouts and are collectively known as the *binary-coded decimal* or *BCD* system.

The circuit is operated by pressing pushbutton S1 for a second or two. This allows a fast stream of clock pulses to enter the 74192 BCD counter. When the switch is released, the last count attained by the 74192 remains in the counter register. This number is for practical purposes random because the clock frequency is far too high to allow anyone to second-guess what the count is when S1 is released.

The BCD number stored in the 74192 is decoded by the 7447, which lights the appropriate segments of a LED readout to display the decimal equivalent. The way to use this training circuit is to set up on the DIP switch the BCD equivalent of the displayed digit. If the switch entry is correct, the appropriate LED will glow. If not, one of the other two LEDs will indicate that the switch entry is either too high or too low.

As with all the other 7485 circuits we've looked at so far, this one is easily modified. You can use a clock of your own design. You can also substitute a 7448 decoder and common cathode display in place of the readout circuit shown if you remember to connect the display's common cathode pin to ground instead of to +5 volts.

Another possibility is to eliminate all three response LEDs and use the decimal-point LED in the readout in place of the LED that indicates a correct response.

**Number Guessing Game.** The circuit in Figure 8 can be easily converted into a guessing game that is both educational and entertaining. Simply connect pin 6 of the 7485 to pin 4, the blanking input, of the 7447. The display will then stay extinguished until the correct BCD number is entered on the DIP switch. The two  $A \neq B$  LEDs will indicate if your guesses are too high or too low.

If you would like to build a 4-bit version of this guessing game, see the Project of the Month. Meanwhile, try to think up more applications for the 7485.  $\diamond$

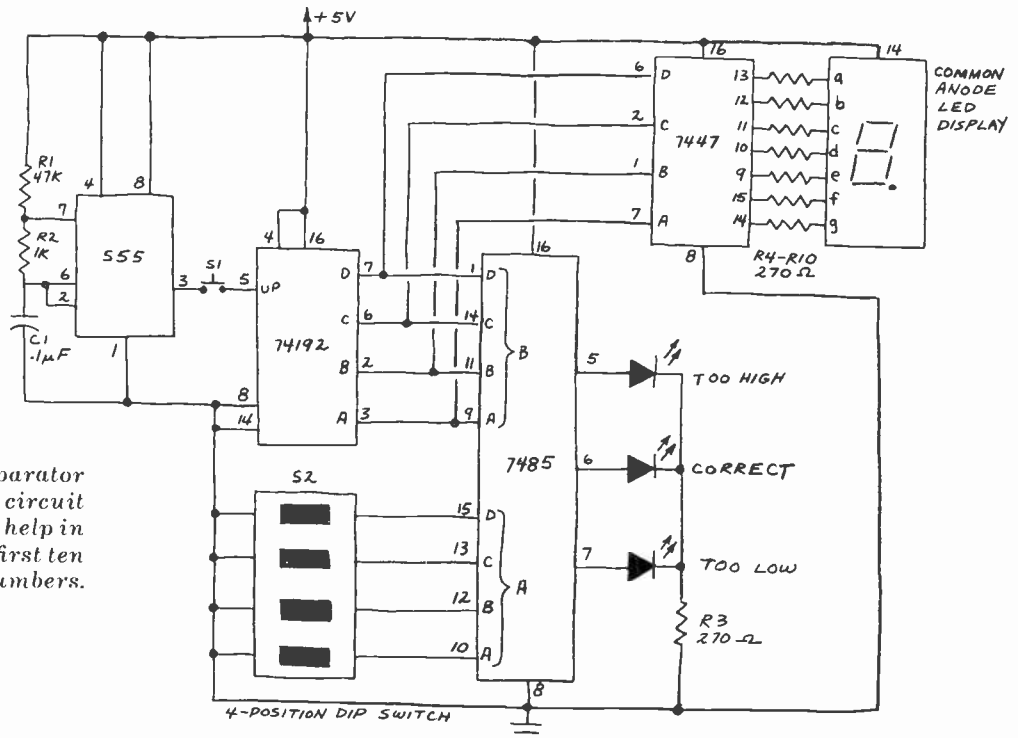



Fig. 8. A 7485 comparator is used to form a circuit that will help in learning the first ten binary numbers.



By John McVeigh,  
Technical Editor

## BROADCAST BAND DX

**Q. I have a portable radio of European manufacture with two AM bands. There's a 50,000-watt station in Hartford, Connecticut that I would like to listen to, but the reception with my present receiver isn't too good. Would a receiver with a wide AM band get better reception than a receiver with a narrower one? What would be the best AM radio that I could buy that would pick up distant stations?**  
—Carl Moskowitz, Brooklyn, NY.

**A.** If I understand your first question correctly, you want to know if a receiver with a wider tuning dial (greater bandspread) will provide better reception than one with a narrower dial. The answer to that question is, "It depends . . ." As a general rule, a radio with a large bandspread eases the task of tuning in stations on a crowded band, and simplifies fine tuning. Accordingly, this feature is desirable, but has no direct relation to sensitivity.

If a manufacturer has designed his receiver with "human engineering" in mind and has thus provided a wide bandspread, it can be assumed that he has devoted similar efforts in areas like sensitivity, selectivity, etc. But that's only an assumption. Because of the physical limitations on the size of a portable radio, bandspread is usually narrow, especially when compared to that in a good desk-top "communications receiver."

Although the following statement is a gross generalization, I believe that it has some validity. For *serious* DX listening on the shortwave, mediumwave, or longwave bands, a communications receiver is preferable to a portable.

As to your second question, for policy reasons, I cannot recommend a specific brand or model number. However, I can tell you that I have successfully used relatively inexpensive portable receivers for mediumwave DX'ing.

The key to my success is that I used an external loop antenna to supplement the ferrite bar inside the radio. See, for example, "A BCB Loop Antenna for DX'ing" by Norman Fallon in the March 1976 issue of *POPULAR ELECTRONICS*. Commercial products, such as those manufactured by the McKay Dymek

Company, 675 North Park Ave., Box 2100, Pomona, CA 91766, are also suitable.

The company's model DA 5 is a ferrite rod antenna (shielded loop) with a built-in preamp having preselector and sensitivity controls. The company claims the antenna's directional and nulling capabilities allow reception of AM stations up to 1500 miles distant. The antenna covers the mediumwave band and is available in kit or assembled form. McKay Dymek also makes a similar product, the model DA 7, which covers the longwave (150-300 kHz) and mediumwave (550-1600 kHz) bands. Both require either 110 or 220 volts ac. Finally, the Edmund Scientific Company, Edscorp Building, Barrington, NJ 08007, offers two "Select-A-Tenna" models (regular and super) which apparently are ferrite bar antennas. They are coupled inductively (no wires) to the radio's ferrite bar, like the construction project previously mentioned. Edmund claims a listening range of 100 miles for the regular model, and that better results will be experienced with the super model, which requires 50 ft. (15.2 m) of antenna wire and a ground connection.

Using any of the alternatives I have described, I'm confident that you'll be able to receive the Hartford station with your present receiver.

## MOBILE STEREO AMPLIFIER

**Q. I'm looking for a low-power stereo amplifier for use with my Nakamichi Model 550 cassette deck in my car and at my country cabin. Do you have a circuit for one that could be powered by an automotive battery? Alternatively, would it be possible to tap into an ac-powered amplifier past the power transformer?** —Frank Winstan, Montreal, Quebec, Can.

**A.** An article entitled, "Build a High-Power Mobile Stereo Amplifier" appeared in the February 1976 issue of *POPULAR ELECTRONICS*. It detailed an amplifier which is powered by 12 volts dc, has a high-frequency dc-to-dc converter, and features the Signetics NE540 audio IC in an amplifier stage which can deliver 15

watts per channel continuous into 8 ohms (20 watts per channel into 4 ohms) at low distortion levels.

Contemporary amplifiers usually feature direct-coupled, complementary-symmetry output stages which require bipolar ( $\pm V$ ) dc power supplies for accurate reproduction of both halves of ac musical waveforms. The amplifier just described is of this type, deriving its required  $\pm 20$  volts dc from a dc-to-dc converter powered directly by the 12-volt automotive system and operating at ultrasonic frequencies.

The need for a bipolar supply rules out tapping into an amplifier past its ac power transformer and rectifier—unless the amplifier is transformer or capacitively coupled. Also, its line-powered supply would have to normally supply +12 volts dc or you risk upsetting its correct bias levels. If such an amplifier is available, its maximum output swing would be 12 volts peak-to-peak, corresponding to 2.25 watts continuous into 8 ohms or 4.5 watts continuous into 4 ohms—too low for most high-fidelity applications.

## THE CURRENT CONVENTION

**Q. Why do some authors still talk in terms of conventional current, which flows from positive to negative. Why not standardize current as the flow of electrons, negative to positive?**  
—John Cottrell, Anderson, IN.

**A.** Every electronics text I have ever used follows the current convention by which current flows from positive to negative. Therefore, I don't know why you have found only "some" authors observe it. However, you correctly point out that electrons flow from negative to positive, and current could be defined as such. I suspect that the current convention is so established that it would be difficult to change it now. Also, the advent of semiconductor electronics has given rise to the concept of "hole" flow in a crystal lattice. The hole, being the absence of an electron, flows in the opposite direction with respect to an electron. Thus, hole current is consistent with the current convention as it flows from positive to negative, and this consistency seems to give continued vitality to the existing current convention.

---

Have a problem or question in circuitry, components, parts availability, etc? Send it to the Hobby Scene Editor, *POPULAR ELECTRONICS*, One Park Ave., New York, N.Y. 10016. Though all letters can't be answered individually, those with wide interest will be published.

---



# Product Test Report

## Continental Specialties PS-500 Prescaler



*Low-cost  
add-on  
extends  
counter  
range to  
500 MHz*

**M**OST LOW-COST frequency counters are limited to a top end of 30 to 50 MHz. However, modern measurements in ham, CB, and marine radio often require a counter with a range out to as much as 500 MHz. The problem here is that the high cost of a 500-MHz counter may not always be justifiable. Fortunately, if you already have a low-cost frequency counter, all you really need to give it 10 times its basic top end (up to 530 MHz) is a relatively inexpensive prescaler, such as the Continental Specialties Corp. Model PS-500.

The compact PS-500 accessory measures 4½" × 2" × 1½" (11.4 × 5.1 × 3.8 cm) and weighs 6 oz (170 g). It sells for \$59.95. Available accessories include: 117-volt ac No. 100 CA1 and 220-volt ac No. 100 CA2 power packs; No. PSA-1 36" (about 1-m) power cable with dc plug to alligator clips; No. 100 CLA car cigarette-lighter adapter; No. PSA-2 36" BNC-BNC interconnect cable; No. PSA-3 36" phono-connector cable; and No. PSA-4 18" (46-cm) phono-to-miniature-phone-plug cable.

**General Description.** The diode-

protected input of the prescaler is rated at 50 ohms impedance. Minimum input-signal level is claimed to be 250 mV at frequencies up to 500 MHz and 300 mV up to 530 MHz. Maximum input level is rated at 2 volts rms between 50 and 500 MHz. (A BNC connector is used for the input to the accessory.)

The output of the PS-500 is capacitively coupled. Impedance is 50 ohms, and output signal level is 400 mV peak-to-peak. (A standard phono plug is the output connector.) Switching facilities are provided for selecting either a direct input, bypassing the PS-500's circuits (for frequencies within the range of the frequency counter being used), or for division by a factor of 10.

Operating power for the prescaler can be anywhere between 7 and 10 volts at 100 mA. The source supplying power need not be regulated, since the accessory has built-in electronic regulation.

The prescaler is built into a rugged plastic enclosure. The input and output connectors are located at opposite ends of the box. On top of the case is the single operating control, a two-position switch labelled DIRECT and ÷ 10.

**Test Report.** We checked the performance of the PS-500 by connecting it to a Continental Specialties Corp. "Mini-Max" 50-MHz portable pocket-size frequency counter. With the prescaler's mode switch set to DIRECT, we applied the output of a signal generator to the input and monitored the counter's display as we slowly increased the frequency. (In the DIRECT mode, the PS-500 is bypassed so that the input signal is effectively routed directly to the input of the frequency counter.)

As we increased the output frequency of the generator, we noted that the display of the counter accurately registered the frequency up to about 54 MHz, after which we obtained unreliable readings. Having established the point at which the counter "topped out," we switched to the ÷ 10 mode. As soon as the prescaler's switch was set to this mode, the basic accuracy of the counter again made itself known as the displayed frequencies went to 54.

We were able to check out the prescaler's performance at frequencies up to about 250 MHz. (This was the upper frequency limit of the signal generator we used during our tests.) We have no doubt, however, that the accessory will respond at least out to 530 MHz, based on its performance on our bench during our laboratory testing.

During our frequency tests, we also monitored the signal levels required to obtain accurate triggering. On the average, the levels required were well within those specified, averaging some 15% or 20% better than 250 mV. All laboratory tests were performed following 48 hours of continuous "burn-in" to assure stable operation.

**User Comment.** In our opinion, the PS-500 is a very worthwhile investment for anyone involved in servicing and experimenting with vhf and uhf radio. It is certainly a very realistic approach to upgrading a "general-purpose" low-cost frequency counter, preserving the original investment.

Another plus for the prescaler is its ability to be battery powered. When teamed with a portable battery-powered frequency counter, it can be used in the field, where line power is often not available. The prescaler's relatively low 100-mA drain will assure several hours of operation on medium- to heavy-duty rechargeable batteries.


CIRCLE NO. 104 ON FREE INFORMATION CARD



# English Broadcasts Audible in No. America

by Glenn Hauser

TIME <sup>1</sup> CDT	TIME UTC/GMT	STATION	QUAL. <sup>2</sup>	FREQUENCIES, kHz <sup>3</sup>
4:00-4:15 a.m.	0900-0915	BBC	A	11955, 9640, 9510, 6195
4:00-4:15 a.m.	0900-0915	R. Japan <sup>4</sup>	B	9505
4:00-5:00 a.m.	0900-1000	R. Australia	C	9670
4:00-5:30 a.m.	0900-1030	R. Oman	D	11890
5:00-5:05 a.m.	1000-1005	UN Radio	A	9565, 5955 (Sat.)
5:00-5:30 a.m.	1000-1030	R. Japan	B	9505
5:00-5:30 a.m.	1000-1030	V. of Vietnam	C	2035 10040, 9840
5:00-fade out	1000-	R. Australia	B	5995
5:00-6:00 a.m.	1000-1100	AFRTS	A	6030
5:30-6:30 a.m.	1030-1130	Sri Lanka Br. Corp.	C	17850, 15120, 11835 (not all Eng.)
5:30 a.m.-6:00 p.m.	1030-2300	CBC Northern Service	B	11720, 9625 (not all Eng.)
5:55-6:55 a.m.	1055-1155	R. Thailand	C	11905, 9655
6:00-6:15 a.m.	1100-1115	R. Japan	B	9506
6:00-6:56 a.m.	1100-1156	R. RSA	C	25790
6:00-7:45 a.m.	1100-1245	TWR-Bonaire	A	15255, (Sat-1330, Sun-1415)
6:00-7:50 a.m.	1100-1250	R. Pyongyang	C	11535, 9977
6:00-8:00 a.m.	1100-1300	R. Australia	A	9580
6:00-8:30 a.m.	1100-1330	BBC	A-B	25650, 21710, 21550, 11775, 11750, 9510, 6195
6:00-9:00 a.m.	1100-1400	4VEH, Haiti	B	11835, 9770
6:00-9:00 a.m.	1100-1400	AFRTS	A	15430, 15330, 11805, 9700
6:00-9:00 a.m.	1100-1400	VOA	A	11715, 9730, 9565, 5955
6:00-10:00 a.m.	1100-1500	R. Moscow	B	15150, 11770
6:30-6:45 a.m.	1130-1145	R.R.I. Yogyakarta	C	5046
7:00-7:15 a.m.	1200-1215	Vatican R.	B	21485
7:00-7:15 a.m.	1200-1215	R. Japan	B	9505
7:00-7:30 a.m.	1200-1230	Israel Radio	C	25640, 21495, 17685
7:00-7:30 a.m.	1200-1230	R. Tashkent	C	15460, 15125, 11925, 11730
7:00-7:45 a.m.	1200-1245	V. of Germany	B	21600, 17765, 15410
7:00-7:45 a.m.	1200-1245	R. Berlin International	C	21540, 15320, 15125
7:00-7:55 a.m.	1200-1255	R. Peking	C	11685
7:00-8:00 a.m.	1200-1300	HCJB, Ecuador	A	15115, 11740
7:15-7:30 a.m.	1215-1230	V. of Greece	B	21655, 17830, 15345, 11730
7:20-7:50 a.m.	1220-1250	R. Ulan Bator, Mongolia	D	12070, 6383 (not Sun)
7:30-7:55 a.m.	1230-1255	Austrian R.	C	21530
7:30-8:00 a.m.	1230-1300	R. Sweden	C	21700
8:00-8:15 a.m.	1300-1315	R. Japan	B	9505
8:00-8:30 a.m.	1300-1330	R. Finland	C	15400
8:00-10:50 a.m.	1300-1550	R. RSA	B	25790, 21535, 15220
8:00-9:30 a.m.	1300-1430	HCJB, Ecuador	B	17890, 15115, 11740
8:15-8:45 a.m.	1315-1345	Swiss R. International	C	21570, 21545-SSB, 21520
8:30-9:30 a.m.	1330-1430	R. Finland	C	15400 (Sun. only)
8:30-10:00 a.m.	1330-1500	All India R.	C	15335, 11810
8:30-11:00 a.m.	1330-1600	BBC	B-C	25650, 21710, 21660, 21550, 15400 (from 1430), 15070
9:00-9:30 a.m.	1400-1430	R. Japan	B	9505
9:00-9:30 a.m.	1400-1430	R. Sweden	B	21615
9:00-9:30 a.m.	1400-1430	R. Norway	B	17840, 15175 (Sun only)
9:00-9:30 a.m.	1400-1430	V. Rev. Party, N. Korea	D	4557, 4109
9:00-9:30 a.m.	1400-1430	R. Afghanistan	D	4775
9:00-9:30 a.m.	1400-1430	R. Tashkent	C	15460, 15125, 11925, 11730
9:00-9:45 a.m.	1400-1445	R. Berlin International	C	21540, 15125
9:00-10:00 a.m.	1400-1500	VOA	A	11715, 9565
9:00-10:00 a.m.	1400-1500	V. of Indonesia	C	11789, 15200
9:00-11:00 a.m.	1400-1600	AFRTS	A	15425, 15330, 11805, 9700
9:30-10:00 a.m.	1430-1500	R. Finland	B	15400, 21475
9:30-10:25 a.m.	1430-1525	R. Nederland	B	21480
9:30-11:00 a.m.	1430-1600	HCJB, Ecuador	A	17890, 15115
9:30-11:00 a.m.	1430-1600	Burma Br. Ser.	D	5985
9:30 a.m.-5:00 p.m.	1430-2200	UN Radio	A	21670, 15410 (also French; when in session)
10:00-10:15 a.m.	1500-1515	R. Japan	C	9505
10:00-11:00 a.m.	1500-1600	V. of Rev. Ethiopia	D	9615
10:00-11:00 a.m.	1500-1600	V. of Rev. Ethiopia	D	9615
10:00-11:00 a.m.	1500-1600	BBC	B	17830, 11775 (Sat, Sun)
10:00-12:00 a.m.	1500-1700	R. Moscow	B	11770
10:15-10:30 a.m.	1515-1530	V. of Greece	B	21455, 17830, 15345, 11730 (last two, not Tues.)
10:30-11:00 a.m.	1530-1600	R. Yugoslavia	C	15240
10:30-11:00 a.m.	1530-1600	Swiss R. International	B	21570
10:30-11:15 a.m.	1530-1615	NSB, Tokyo	C	9595, 6065 (exc Sun)
10:30-11:30 a.m.	1530-1630	V. of Vietnam	C	12035, 10040, 9840
10:45-11:00 a.m.	1545-1600	R. Canada International	A	17820, 15325 (Mon-Fri only)
11:00-11:15 a.m.	1600-1615	R. Japan	C	9505



## At last! A superb album devoted to short-wave.

- \* Over 30 authorised call signs of the World's top short-wave stations
- \* Hints on every aspect of the DX hobby
- \* Recordings to help identify Satellites, SSTV, RTTY, Fax, Time-weather and all other radio sounds
- \* Talk by BBC World Radio Club's HENRY HATCH

This is your mailing label, please print clearly use plain sheet if you wish to preserve page

Please send  records  cassettes of "Long Live Short-Wave" at £3.50 (\$6.95 U.S.) Price includes post and packing worldwide. U.K. price includes V.A.T.

total enclosed

US \$ or Sterling currency only

NAME  
(Block Letters please)

ADDRESS

ZIP/Post Code

Return to: Trans-Island Productions Ltd.,  
Dept. P P.O. Box 24,  
Douglas, Isle of Man  
British Isles

CIRCLE NO. 53 ON FREE INFORMATION CARD

# TAPE DISCOUNTS

Minimum order 10 tapes



## CASSETTES

TDK-DC-45	1.19
TDK-DC-60	1.32
TDK-DC-90	1.79
TDK-DC-180	3.29
TDK-SAC-60	2.19
TDK-SAC-90	3.19
TDK-ADC-60	1.79
TDK-ADC-90	2.89

## 8-TRACK

TDK-45 D 8tk	1.89
TDK-90 D 8tk	2.29
TDK-45 AD 8tk	2.39
TDK-90 AD 8tk	3.19

## OPEN REEL

TDK-I 1800	5.49
TDK-S 1800	4.49



## CASSETTES

MASTER I C-60	2.59
MASTER II C-90	2.99
MASTER II OR III C-60	2.99
MASTER II OR III C-90	3.39
HIGHLANDER HC-45	.97
HIGHLANDER HC-60	1.10
HIGHLANDER HC-90	1.89
HIGHLANDER HC-120	2.79

## 8 TRACK DYNARANGE

45 Min. 8T	2.19
40 Min. 8T	2.69

Lifetime Product Guarantee! Order Now!  
Orders shipped within 1-3 days. Please add \$2.00 for shpg. & hdg. per 10 tapes N.Y.S. residents add sales tax. NO COD's FREE CATALOG

## CONSUMERS CO


P.O. Box 550 Dept. P06

Mt. Vernon, N.Y. 10551 Phone: (914) 664-2909

CIRCLE NO. 11 ON FREE INFORMATION CARD

Put Professional Knowledge and a  
**COLLEGE DEGREE**  
in your Electronics Career through

## HOME STUDY



## Earn Your DEGREE

by correspondence, while continuing your present job. No commuting to class. Study at your own pace. Learn from complete and explicit lesson materials, with additional assistance from our home-study instructors. Advance as fast as you wish, but take all the time you need to master each topic.

The Grantham electronics degree program begins with basics, leads first to the A.S.E.T. degree, and then to the B.S.E.T. degree. Our free bulletin gives complete details of the program itself, the degrees awarded, the requirements for each degree, and how to enroll. (We are located at 2500 S. LaCienega Bl., Los Angeles, Calif.) Write to our mailing address shown below for Bulletin E-79.

**Grantham College of Engineering**  
P. O. Box 35499  
Los Angeles, California 90035

Worldwide Career Training thru Home Study  
CIRCLE NO. 25 ON FREE INFORMATION CARD

11:00-11:15 a.m.	1600-1615	R. Pakistan	C	21735, 21595, 21485, 17665, 17640
11:00-11:30 a.m.	1600-1630	R. Korea	C	9780 or 9720, 9640, 7150
11:00-11:30 a.m.	1600-1630	R. Norway	B	17755, 15175 (Sun only)
11:00-12:00 a.m.	1600-1700	VOA	A	26040, 21485, 17870, 17710
11:00 a.m.-12:45 p.m.	1600-1745	BBC	B	21710, 21550, 17880, 17830, 11775
11:00 a.m.-1:00 p.m.	1600-1800	AFRTS-Washington	A	17765, 15430, 15330, 11805
11:05-11:55 a.m.	1605-1655	R. France International	B	21580, 17860, 17850, 17720
11:10-11:55 a.m.	1610-1655	BRT, Belgium	C	17740 (frequent changes)
-11:30 a.m.	-1630	R. Singapore	C	11940 (fade-in time varies)
11:45-12:00 a.m.	1645-1700	R. Canada International	A	17820, 15325
12:00-12:15 p.m.	1700-1715	R. Japan	C	9505
12:00-12:15 p.m.	1700-1715	Vatican R.	B	17900
12:00-12:30 p.m.	1700-1730	R. Pakistan	C	15470, 11675
12:00-1:00 p.m.	1700-1800	HCJB, Ecuador	B	21480, 17890 (frequent changes)
12:00-1:00 p.m.	1700-1800	VOA	A	26040, 21590, 21485, 17870, 17710
12:45-3:00 p.m.	1745-2000	BBC	C	15400, 15070, 12095 (11820 from 1800)
12:45-5:30 p.m.	1745-2230	All India R.	C	11620
1:00-1:15 p.m.	1800-1815	R. Japan	B	9505
1:00-1:30 p.m.	1800-1830	R. Canada International	B	17820, 15260
1:00-1:30 p.m.	1800-1830	R. Norway	C	15175 (Sun only)
1:00-1:30 p.m.	1800-1830	R. Korea	C	9780 or 9720
1:00-2:00 p.m.	1800-1900	R. Australia	C	11800
1:00-2:30 p.m.	1800-1930	V. of Nigeria	C	15120, 11770
1:00-4:00 p.m.	1800-2100	R. Kuwait	C	15345
1:00-5:00 p.m.	1800-2200	AFRTS-Washington	A	21570, 17765, 15430, 15330, 11790
1:00-5:00 p.m.	1800-2200	VOA	A	26040, 21590, 21485, 17870, 17785, 17710, 15445
1:15-1:45 p.m.	1815-1845	Swiss R. International	C	21585
1:15-2:15 p.m.	1815-1915	R. Bangladesh	D	15285, 11765 (both vary, freq. changes)
1:30-1:35 p.m.	1830-1835	UN Radio	A	21670, 19505-SSB, 15410 (Fri)
1:45-2:15 p.m.	1845-1915	Sri Lanka Br. Corp.	C	17850, 15120, 15115, 11870
1:45-3:00 p.m.	1845-2000	R. Ivory Coast	C	11920
2:00-2:10 p.m.	1900-1910	R. Tahiti	C	15170, 11825 (exc Sun)
2:00-2:15 p.m.	1900-1915	R. Japan	C	15105
2:00-2:30 p.m.	1900-1930	R. Canada International	A	17875, 15325, 11905
2:00-2:30 p.m.	1900-1930	R. Afghanistan	B	17820, 15260
2:00-3:00 p.m.	1900-2000	B.S.K. Saudi Arabia	C	15140, 11890 (frequent changes)
2:00-3:30 p.m.	1900-2030	HCJB, Ecuador	C	11855
2:45-4:10 p.m.	1945-2110	R. Free Grenada	C	21480, 17790, 15295 (freq. changes)
3:00-3:15 p.m.	2000-2015	R. Japan	C	15104 (time varies)
3:00-3:30 p.m.	2000-2030	V. of Iran	B	15105
3:00-3:30 p.m.	2000-2030	R. Algeria	C	9022 (frequent time changes)
3:00-3:30 p.m.	2000-2030	R. Korea	C	9510
3:00-3:30 p.m.	2000-2030	R. Canada International	C	11860
3:00-3:30 p.m.	2000-2030	Israel R.	A	17875, 17820, 11855
3:00-4:15 p.m.	2000-2115	BBC	B	21625, 17645, 11655
3:10-4:50 p.m.	2010-2150	R. Habana Cuba	A	21710, 17840, 15260, 15070, 6175
3:30-4:20 p.m.	2030-2120	R. Nederland	A	17855
3:30-4:30 p.m.	2030-2130	V. of Vietnam	B	21640, 17810, 11740, 11730
3:50-4:40 p.m.	2050-2140	R. Habana Cuba	C	15012, 10040
4:00-4:15 p.m.	2100-2115	R. Japan	C	17750, 9770
4:00-4:50 p.m.	2100-2150	R. RSA	B	15105
4:15-5:00 p.m.	2115-2200	BBC	B	17780, 15155, 11900, 9585
4:15-5:45 p.m.	2115-2245	R. Free Grenada	A	21710, 15420, 15260, 15070, 11750, 6175
4:15 p.m.-3:15 a.m.	2115-0815	R. New Zealand	B	15045
4:30-5:00 p.m.	2130-2200	R. Canada International	C	17770
4:30-5:00 p.m.	2130-2200	KGEL, San Francisco	A	17875, 17820, 15325, 15150, 11945
4:30-5:00 p.m.	2130-2200	R. Sofia	C	15280
4:30-5:30 p.m.	2130-2230	R. Baghdad	B	11920, 11860 (frequent changes)
4:30-6:00 p.m.	2130-2300	V. of Turkey	C	9745
4:40-5:40 p.m.	2140-2240	V. of Free China	C	11955, 9515, 7170, 6185
5:00-5:15 p.m.	2200-2215	R. Yugoslavia	C	17890, 15345
5:00-5:15 p.m.	2200-2215	R. Japan	C	9620
5:00-5:30 p.m.	2200-2230	R. Nacional, Venezuela	B	17755
5:00-5:30 p.m.	2200-2230	R. Norway	B	15400 (irregular)
5:00-5:45 p.m.	2200-2245	BBC	C	17795, 15345 (Sun only)
5:00-6:00 p.m.	2200-2300	R. Canada International	A	21710, 15420, 15260, 15070, 9410, 15070, 6175, 6120
5:00-7:00 p.m.	2200-2400	CBC Southern Service	A	17875, 15325 (Mon-Fri)
5:00-7:00 p.m.	2200-2400	AFRTS-Washington	B	5960 (Mon-Fri)
5:30-6:00 p.m.	2230-2300	Israel R.	A	25620, 21570, 15430, 15330, 11790
5:45-6:00 p.m.	2245-2300	BBC	A	21625, 17645, 15485, 11655, 9815
5:45-6:00 p.m.	2245-2300	SODRE, Uruguay	A	15420, 15260, 15070, 9410, 6175, 6120
5:45-6:30 p.m.	2245-2300	UN Radio	C	11885, 9515 (time varies)
6:00-6:30 p.m.	2300-2330	BBC	A	15225, 11920 (Fri)
6:00-6:30 p.m.	2300-2330	R. Japan	A	15420, 15260, 15070, 11910, 9590, 9580, 9410, 7325, 6175, 6120, 5975
6:00-6:30 p.m.	2300-2330	R. Sweden	B	17755
6:00-6:30 p.m.	2300-2330	R. Vilnius	C	15205 or 11705, 9695 or 9690
			B	15405, 15180, 12060, 11790, 11780, 9600


6:00-6:50 p.m.	2300-2350	Rdif. Argentina	C	11710 (Mon-Fri)
6:00-7:00 p.m.	2300-2400	VQA	A	26095, 25990, 21610, 21460, 17895, 17820
6:00-7:00 p.m.	2300-2400	4VEH, Haiti	B	11835, 9770
6:00-7:50 p.m.	2300-2450	R. Pyongyang	C	11535, 9977
6:00-9:00 p.m.	2300-0200	RTVD, Dom. Rep.	B	9505 (not all Eng.)
6:00-9:00 p.m.	2300-0200	R. Moscow	B	15425, 15245, 15100, 12050, 12030, 11960, 11750, 11735, 9685, 9665, 9600, 9530
6:00 p.m.-1:06 a.m.	2300-0506	CBC Northern Service	B	9625, 6195 (not all English)
6:15-8:00 p.m.	2315-0100	R Free Grenada	B	15370
6:30-7:00 p.m.	2330-2400	R. Finland	B	15265, 11735
6:30-7:30 p.m.	2330-2430	BBC	A	15420, 15260, 15070, 11910, 9590, 9580, 7325, 6175, 6120
6:45-7:45 p.m.	2345-2445	R. Japan	B	17825, 15270
7:00-7:15 p.m.	0000-0015	R. Japan	B	17755
7:00-7:25 p.m.	0000-0025	R. Tirana	B	9750, 7065
7:00-7:30 p.m.	0000-0030	R. Norway	C	11860, 9605 (Mon only)
7:00-7:55 p.m.	0000-0055	R. Peking	B	17680, 15520, 15060
7:00-8:00 p.m.	0000-0100	VDA	A	25990, 21460, 17895, 17820, 15205, 11740, 9640, 6130
7:00-8:00 p.m.	0000-0100	R. Sofia	B	9705 or 15330
7:00-9:00 p.m.	0000-0200	R. Luxembourg	C	6090
7:05-8:55 p.m.	0005-0155	Spanish Foreign R.	B	11880, 9630
7:15-7:30 p.m.	0015-0030	V. of Greece	B	11730, 9655, 9515
7:15-8:00 p.m.	0015-0100	BRT, Belgium	C	6080
7:30-7:50 p.m.	0030-0050	SODRE, Uruguay	C	11885, 9515 (time varies)
7:30-8:00 p.m.	0030-0100	R. Sweden	C	11905
7:30-8:00 p.m.	0030-0100	R. Prague	C	9630, 6055
7:30-8:00 p.m.	0030-0100	R. Kiev	B	15405, 15180, 11780, 9600
7:30-9:00 p.m.	0030-0200	HCJB, Ecuador	A	15115
7:30-9:30 p.m.	0030-0230	BBC	A	15260, 15070, 11910, 11750, 9580, 9410, 7325, 6175, 6120, 5975
7:30-12:00 p.m.	0030-0500	HCJB, Ecuador	B	11915, 9745
7:50-8:35 p.m.	0050-0135	TWR-Bonaire	B	11925
8:00-8:15 p.m.	0100-0115	R. Japan	B	17755
8:00-8:15 p.m.	0100-0115	Vatican R.	B	11845, 9605, 6015
8:00-8:20 p.m.	0100-0120	RAI, Italy	B	15315, 11810
8:00-8:30 p.m.	0100-0130	R. Canada International	A	11940, 5960
8:00-8:45 p.m.	0100-0145	R. Berlin International	C	11805, 9730
8:00-8:55 p.m.	0100-0155	R. Prague	B	11990, 9630, 9540, 7345, 5930
8:00-8:55 p.m.	0100-0155	R. Peking	B	17680, 15600, 15520, 15060, 12055
8:00-9:00 p.m.	0100-0200	VQA	A	15205, 11740, 9640, 6130
8:00-9:00 p.m.	0100-0200	V. of Free China	C	17890, 15425, 15345
8:00-10:30 p.m.	0100-0330	R. Habana Cuba	A	11930
8:00-10:30 p.m.	0100-0330	R. Australia	B	21740, 17795
8:00-11:30 p.m.	0100-0430	AFRTS-Washington	A	25620, 21570, 15430, 9685, 6030
8:00-12:00 p.m.	0100-0500	WYFR, Family Radio	A	5985
8:15-9:30 p.m.	0115-0230	R. Free Grenada	B	15104
8:30-8:50 p.m.	0130-0150	V. of Germany	A	11865, 9605, 9565, 9545, 6100, 6085, 6075, 6040
8:30-8:55 p.m.	0130-0155	Austrian Radio	C	9770, 6155
8:30-8:55 p.m.	0130-0155	R. Tirana	B	9750, 7120
8:30-9:25 p.m.	0130-0225	R. Bucharest	C	11940, 11840, 9690, 9570, 6155, 5990
8:30-9:30 p.m.	0130-0230	R. Japan	B	21640, 17825, 17725, 15195
8:45-9:15 p.m.	0145-0215	Swiss R. International	B	15305, 11715, 9725, 6135
9:00-9:15 p.m.	0200-0215	R. Japan	B	17755
9:00-9:30 p.m.	0200-0230	R. Canada International	A	9535, 5960
9:00-9:30 p.m.	0200-0230	R. Norway	B	11860, 9610 (Mon only)
9:00-9:30 p.m.	0200-0230	R. Budapest	B	15220, 11910, 9833, 9585, 6105, 6000 (not Mon)
9:00-9:30 p.m.	0200-0230	R. Warsaw	C	15120, 11815, 9525, 6135, 6095
9:00-9:50 p.m.	0200-0250	R. RSA	B	11900, 9610, 9585, 5980
9:00-9:55 p.m.	0200-0255	R. Peking	B	17680, 15600, 15060, 12055
9:00-10:00 p.m.	0200-0300	R. Moscow	B	11770, 11750, 11735, 11720, 9700, 9665, 9530
9:00-10:00 p.m.	0200-0300	Radio Brás, Brazil	A	15280
9:00-10:30 p.m.	0200-0330	R. Cairo	B	12050, 9475
9:15-9:30 p.m.	0215-0230	V. of Greece	B	11730, 9760, 9515
9:30-9:45 p.m.	0230-0245	R. Pakistan	C	21590, 17830
9:30-9:55 p.m.	0230-0255	R. Tirana	B	9750, 7120
9:30-10:00 p.m.	0230-0300	R. Lebanon	C	15440 (frequent changes)
9:30-10:00 p.m.	0230-0300	R. Sweden	C	11705, 9695
9:30-10:15 p.m.	0230-0315	R. Berlin International	C	11805, 9730
9:30-10:25 p.m.	0230-0325	R. Nederland	A	9590, 6165
9:30-10:30 p.m.	0230-0330	BBC	A	15070, 11910, 11750, 9580, 9410, 7325, 6175, 6120, 5975
9:50-11:00 p.m.	0250-0400	TIFC, Costa Rica	B	5055
10:00-10:15 p.m.	0300-0315	R. Japan	B	17755
10:00-10:15 p.m.	0300-0315	Austrian Radio	C	9770, 6155 (Sun only)
10:00-10:30 p.m.	0300-0330	R. Canada International	A	11845, 9605, 9535, 5960
10:00-10:30 p.m.	0300-0330	R. Portugal	B	11935, 6025 (Mon-0320)
10:00-10:30 p.m.	0300-0330	R. Budapest	B	15220, 11910, 9833, 9585, 6105, 6000
10:00-10:30 p.m.	0300-0330	R. Warsaw	C	15120, 11815, 9525, 6135, 6095

## HERE'S THE PORTABLE CARRY TELEPHONE OF THE CENTURY

### Freedom Phones

**ALLOWS YOU TO CALL & ANSWER YOUR PHONE FROM ALMOST ANYWHERE!!**

- CALL IN, CALL OUT, ANYTIME, ANYPLACE
- WORKS UP TO 500 FEET OR MORE FROM BASE UNIT.
- USE IT IN AND AROUND YOUR HOME, OFFICE OR PLANT.
- NO MORE TELEPHONE CORDS TO TRIP OVER.



The Freedom Phone is a compact unit only 6" x 2½" x 1", with a Rubber Duckie Antenna only 4", and it can be clipped to your belt.

Send Coupon To:

**LION INDUSTRIAL**  
679 WEST BROADWAY, WOODMERE, N.Y. 11598  
Or Call Person To Person Collect  
Herb Johnson Sales Mgr. 516-538-0900

- Freedom Phone III... for Touch-tone System...\$399.95  
 Freedom Phone IV... for Rotary-dial System...\$399.95  
 Rubber Duckie Ant. ....\$ 14.95

Please send me the Freedom Phone. If not satisfied, I can return same within ten days for a prompt refund.  
( ) Check or M.O. enclosed.

N.Y. Residents add sales tax.

Please Charge My Credit Card Account Numbers Below.

- ( ) American Express ( ) Bank Americard (Visa)  
( ) Carte Blanche ( ) Diners Club ( ) Mastercharge  
Credit Card No. .... Exp. Date .....  
MasterCharge Bank No. ....  
Name .....  
Address .....  
City ..... State ..... Zip .....

CIRCLE NO. 33 ON FREE INFORMATION CARD

# SAVE!

MONEY • TIME • FREIGHT

QUALITY STEREO EQUIPMENT AT LOWEST PRICES.

YOUR REQUEST FOR QUOTATION RETURNED SAME DAY.

FACTORY SEALED CARTONS—GUARANTEED AND INSURED.

SAVE ON NAME BRANDS LIKE:

PIONEER SANSUI  
KENWOOD DYNACO  
SHURE SONY  
MARANTZ KOSS

AND MORE THAN 50 OTHERS  
BUY THE MODERN WAY  
BY MAIL—FROM

**illinois audio**

12 East Delaware  
Chicago, Illinois 60611  
312-664-0020

CIRCLE NO. 26 ON FREE INFORMATION CARD

Best price and delivery on . . .

# Exidy Sorcerer®

— call us —



## NORTH STAR

Horizon 2, double density  
Kit — List: \$1999

**OUR PRICE \$1699**

Assembled — List \$2349

**OUR PRICE: \$1939**

**10% OFF ON TRS-80's  
and accessories**

— WRITE FOR FREE CATALOG —

## MiniMicroMart

1618 James St., Syracuse NY 13203  
(315) 422-6666 TWX 710-541-0431  
CIRCLE NO. 37 ON FREE INFORMATION CARD

## String Synthesizers

**Can Be: Just strings...**

.... But when  
designed by  
**Marvin Jones**  
they have:



violins/cello/piano, variable chorusing,  
keyboard split, synthesizer interface,  
variable sustain controls, jacks for foot  
controls, dual violin/cello mixers,  
separate mixable piano output, stereo  
string & computer interface options.

*Stringz 'n' Thingz*

just \$295 kit \$600 assembled  
from **RAIA** You're gonna love it!

### TELL ME MORE

- ( ) Send Assembly & Using Manual \$5 refundable upon purchase Stringz 'n' Thingz.  
( ) SEND FREE CATALOG

name: \_\_\_\_\_

Address: \_\_\_\_\_

City: \_\_\_\_\_ State: \_\_\_\_\_ Zip: \_\_\_\_\_

**RAIA** ELECTRONICS Dept. 6-P.  
1020 W. Wilshire Blvd., Oklahoma City, OK 73116 (405) 843-9626


CIRCLE NO. 42 ON FREE INFORMATION CARD

10:00-10:30 p.m.	0300-0330	R. Kiev	B	12060, 11780, 9800, 9775
10:00-10:50 p.m.	0300-0350	V. of Free China	C	17890, 15345
10:00-10:55 p.m.	0300-0355	R. Prague	B	11990, 9630, 9540, 7345, 5930
10:00-10:55 p.m.	0300-0355	R. Peking	B	17532, 15300, 15060, 12080, 12055, 11685
10:00-11:00 p.m.	0300-0400	RAE, Argentina	C	9690 (Tue-Sat)
10:00-11:00 p.m.	0300-0400	R. Baghdad	C	11935
10:00-11:00 p.m.	0300-0400	UBC, Uganda	B	15325
10:00-11:00 p.m.	0300-0400	R. Moscow	B	11960, 11770, 11750, 11720, 9700, 9685, 9530
10:00-11:26 p.m.	0300-0426	R. RSA	B	9585, 7270, 5980, 4990, 3995
10:00 p.m.-2:00 a.m.	0300-0700	VOA	A	15240, 9670, 5995
10:25-10:30 p.m.	0325-0330	V. of Armenia	B	15405, 15180, 15100, 11870 (Sun., Wed, Thu, Sat)
10:30-10:55 p.m.	0330-0355	R. Tirana	B	7300, 6200
10:30-10:55 p.m.	0330-0355	Austrian Radio	C	9770, 6155
10:30-11:00 p.m.	0330-0400	R. Australia	B	17795
10:30-11:15 p.m.	0330-0415	R. Berlin International	B	11970, 11890, 11840
10:30-11:45 p.m.	0330-0445	BBC	A	11910 (to 0430), 9410, 6175, 5975
10:30-11:50 p.m.	0330-0450	R. Habana Cuba	A	11930, 11725
10:30-12:00 p.m.	0330-0500	R. Tanzania	D	15435
10:30 p.m.-1:00 a.m.	0330-0600	R. Habana Cuba	A	11760
10:30 p.m.-2:30 a.m.	0330-0730	R. Moscow	B	15180, 15100, 12050, 12000, 11720, 11690, 9710
11:00-11:15 p.m.	0400-0415	R. Japan	B	17755
11:00-11:15 p.m.	0400-0415	R. Budapest	B	15220, 11910, 9833, 9585, 6105, 6040 (Wed & Sat)
11:00-11:30 p.m.	0400-0430	R. Bucharest	C	11940, 11840, 9690, 9570, 6155, 5990
11:00-11:30 p.m.	0400-0430	R. Canada International	A	9535, 5960
11:00-11:30 p.m.	0400-0430	R. Norway	B	11860, 9645 (Mon only)
11:00-11:55 p.m.	0400-0455	R. Peking	B	17532, 15300, 15060, 12055, 11685
11:00-12:00 p.m.	0400-0500	R. Australia	B	17795, 15320
11:30-11:55 p.m.	0430-0455	Austrian R.	C	5945
11:30-12:00 p.m.	0430-0500	Swiss R. International	B	11715, 9725
11:30-12:00 p.m.	0430-0500	R. Sofia	B	11860 (frequent changes)
11:30 p.m.-2:00 a.m.	0430-0700	AFRTS-Washington	A	17765, 15430, 15330, 9685, 6030
11:45 p.m.-12:45 a.m.	0445-0545	BBC	A	9510, 6175, 5975
12:00-12:15 a.m.	0500-0515	Israel R.	B	15485, 15105, 11655
12:00-12:15 a.m.	0500-0515	R. Japan	B	15105
12:00-12:30 a.m.	0500-0530	R. Portugal	B	11935, 6025 (Mon-0520)
12:00-1:00 a.m.	0500-0600	R. Australia	C	21680, 17890, 17870, 17725, 15240
12:00-2:00 a.m.	0500-0700	HCJB, Ecuador	B	11915, 9745, 6095
12:15-1:15 a.m.	0515-0615	Spanish Foreign R.	B	11880, 9630
12:22-12:30 a.m.	0522-0530	UN Radio	A	9540, 6055 (Sat)
12:30-12:50 a.m.	0530-0550	V. of Germany	A	11785, 9545, 6185, 6100, 5960
12:30-1:25 a.m.	0530-0625	R. Nederland	A	9715, 6165
12:45-1:00 a.m.	0545-0600	UN Radio	A	9540, 6135 (Sat)
12:45-2:30 a.m.	0545-0730	BBC	B	15070, 11955, 11860, 9640, 9510, 6175
12:55-3:35 a.m.	0555-0835	V. of Nigeria	B	15185, 15120, 11770, 7255
1:00-1:15 a.m.	0600-0615	R. Japan	B	15105
1:00-1:30 a.m.	0600-0630	R. Norway	B	11860 (Mon only)
1:00-2:00 a.m.	0600-0700	RAE, Argentina	C	9690 (Tue-Sat only)
1:00-2:00 a.m.	0600-0700	R. RSA	C	21535, 17780, 15220
1:00-4:15 a.m.	0600-0915	R. Australia	B	15320
1:15-1:30 a.m.	0615-0630	R. Canada International	B	11845, 11775, 9655, 9590 6140, 6045 (Mon-Fri)
1:25-3:55 a.m.	0625-0855	V. of Malaysia	C	15295, 12350, 9750
1:30-2:00 a.m.	0630-0700	R. Korea	C	9640
1:30-3:00 a.m.	0630-0800	R. Habana Cuba	A	9525
1:40-7:15 a.m.	0640-1215	R. New Zealand	C	6105
1:45-2:00 a.m.	0645-0700	R. Canada International	B	11845, 11775, 9655, 9590 6140, 6045 (Mon-Fri)
2:00-2:15 a.m.	0700-0715	R. Japan	B	15105
2:00-3:00 a.m.	0700-0800	Xandir Malta	C	9670 (Sat only) (frequent changes)
2:00-4:00 a.m.	0700-0900	R. Australia	B	11740, 9570
2:07-2:15 a.m.	0707-0715	UN Radio	A	9540, 6135 (Sat)
2:30-2:45 a.m.	0730-0745	UN Radio	A	9540, 6135 (Tue-Sat)
2:30-3:25 a.m.	0730-0825	R. Nederland	B	9770, 9715
2:30-4:00 a.m.	0730-0900	BBC	B	15070, 11955, 9640, 9510
3:00-3:15 a.m.	0800-0815	R. Japan	B	9505
3:30-4:25 a.m.	0830-0925	R. Nederland	B	9715

#### Explanatory Notes.

1. Times in first column are CDT. For EDT, add 1 hour. MDT, subtract 1 hour. PDT, subtract 2 hours. Days of week are in GMT.
2. Quality: A—strong signal and very reliable reception. B—regular reception. C—occasional reception under favorable conditions. D—rarely audible. These ratings are for locations in the central USA. European and African stations are in general, more reliably received in eastern North America. Asian and Pacific stations are more reliably received in western North America. North American stations are received well except in areas too close to the transmitter site.
3. The information in this listing is correct to press time. However, frequencies and schedules are constantly changing. Listen to "DX Digest" at 1807, 1920 to Europe, Sunday; 0120, 0320, on Monday and 1915 Wednesday to Africa on R. Canada International for late changes.
4. R.—Radio; V.—Voice





# Computer Bits

By Leslie Solomon  
Technical Director

## TWO NEW GRAPHIC SYSTEMS

**T**HIS MONTH, our focus is on a couple of fascinating graphic systems. One is a computer plug-in that uses an external tablet and pen. The other is a very low-cost true light pen that works in conjunction with the CRT screen just like the big guys.

The computer plug-in system is the Talos Digitizer Interface (\$449) from Talos Systems, Inc. (7419 East Helm Drive, Scottsdale, AZ 85260; Tel: 602-948-6540). The version we tested was for the Apple-II microcomputer. Other versions, including those for the IMSAI and Radio Shack TRS-80, are planned. There is also an RS-232 version available.

The interface comes with an Apple plug-in card, a 6' (1.8-m) interconnecting ribbon cable, an 11" (28-cm) square plastic "writing surface" tablet, and a built-in pen at the end of a soft flexible cable. Power is supplied by the Apple computer. All you do is plug the board into an I/O slot, riffle in a small (about 33 bytes) machine-language program and a short BASIC program—both are in the manual—and run. Using the integer BASIC residing in the Apple, up pops a low-resolution graphics program that demonstrates the usefulness of the Talos system.

The screen shows all black, with a "menu" display of seven different colors (in boxes) arranged across the bottom. You "dip" the pen into one of these colors, and proceed to "paint" on-screen. Colors as well as the background can be changed when desired. Erase is also provided. Drawing speed is 100 coordinate pairs (X and Y axis) per second, somewhat faster than a 9600-baud RS-232 port. Although the large block graphics appear crude, the system does show how to create graphics in the high-resolution mode of the Apple.

To take full advantage of the high-resolution graphics, you should have floating-point BASIC like Apple's "Applesoft-II." Unfortunately, the cassette version of this language needs 10K of RAM and since we have only 16K (almost an Apple "standard"), we elected to use an Applesoft-in-ROM board. This board plugs into an I/O slot, and the BASIC pops up when the usual control-B is operated. This option costs about \$200, but when you consider that you still have 16K of RAM and the 10K floating-point BASIC at your fingertips, the cost balances out.

Since Applesoft (from Microsoft) is a version of a widely used BASIC, there is lots of software for it. Like other Apple manuals, the Applesoft manual is excellent. It completely explains the BASIC with many programming examples. It also does an excellent job of answering a big problem—how can a hardware-oriented computerist create the great high-resolution color graphics that programmers find so easy?

The manual completely explains how to create high-resolution color shapes, move them around, change their size, and even rotate them. There are programming examples to illustrate each step. If you want to see this BASIC you can buy the Applesoft-II manual for \$6.95, a small investment for a good book on BASIC even if you don't have an Apple microcomputer.

Once we had the Applesoft running, we played the Talos Super-Graphics tape. This BASIC high-resolution (280 x 160 or 280 x 192) program resides in the 16K of RAM. Once running, it requires no further contact with the computer. There are seven programs available. The first displays the X-Y coordinates of the pen as it is moved around the tablet. It also indicates pen (on/off)

## The Who, What, Why and How of MICROPROCESSORS



From Osborne & Associates, Inc.  
**An Introduction to Microcomputers**  
Four books that can teach you everything you need to know about microcomputers.

### Volume 0 — The Beginner's Book

If you're not familiar with computers, but would like to be, then this is the book for you. Computer logic and terminology are introduced in a language the beginner can understand. Computer software, hardware and component parts are described, and simple explanations given for how they work. Text is supplemented with creative illustrations and numerous photographs. \$7.95. Quantity: \_\_\_\_\_

### Volume 1 — Basic Concepts

A must for anyone in the computer field, this best selling text explains hardware and programming concepts common to all microprocessors. \$8.50 / \$9.50 as of July 1, 1979. Quantity: \_\_\_\_\_

### Volume 2 — Some Real Microprocessors

Provides objective, commercial-free descriptions of virtually every microprocessor on the market today. Lets you know what's available, how they work (or sometimes don't work), and how to use them. More detailed user/designer information than provided by most manufacturers.

Loose leaf, unbound \$25.00. Quantity: \_\_\_\_\_  
Binder \$ 5.00. Quantity: \_\_\_\_\_

### Volume 3 — Some Real Support Devices

Same objective, in-depth coverage as Volume 2, but applied to support devices that might be used in any microprocessor system: memory, data communication devices, data converters, direct memory access controllers, busses, and much more.

Loose leaf, unbound \$15.00. Quantity: \_\_\_\_\_  
Binder \$ 5.00. Quantity: \_\_\_\_\_

### Volume 2 and Volume 3 Updates

To cope with the rapid evolution of microprocessor products, both Volume 2 and Volume 3 have their own series of six bimonthly updates, allowing you to remain current with all parts as soon as they are really available. Update subscriptions sold separately. Volume 2 update \$25.00/yr. Quantity: \_\_\_\_\_

Volume 3 update \$25.00/yr. Quantity: \_\_\_\_\_  
Volume 2 and Volume 3 updates purchased together \$40.00/yr. \_\_\_\_\_

Write or call for a **FREE** catalog and information on other books on microprocessors.

**Osborne & Associates, Inc.**  
630 Bancroft Way, Dept. A4 Berkeley, CA 94710  
Tel. (415) 548-2805 TWX 910-366-7277

I have enclosed a check or money order for:  
Books Subtotal \_\_\_\_\_

(Calif. residents only:  
no tax on Update subscriptions) Tax \_\_\_\_\_

In the U.S. \$0.45 for each book Shipping \_\_\_\_\_  
and binder. Foreign orders \$4.00 per item,  
including each Update subscription (allow 4 weeks)

Please ship to TOTAL \_\_\_\_\_

Name: \_\_\_\_\_

Address: \_\_\_\_\_

City: \_\_\_\_\_

State: \_\_\_\_\_ Zip: \_\_\_\_\_

6-PE

name

address


city

state

zip

## MAIL THIS COUPON AND WE'LL SEND YOU THE BEST SPEAKER CATALOG YOU EVER READ!

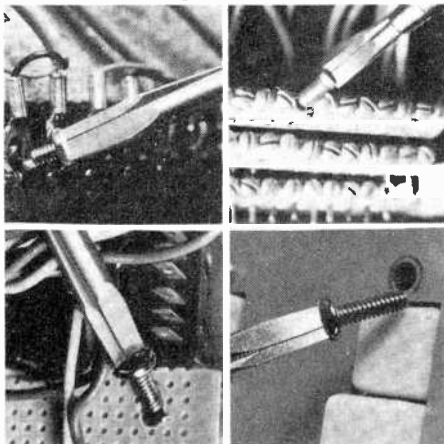
No kidding. Speakerlab's catalog took longer to write than some of our competitors have been in business. In fact, we created an industry by "building great kits so you can afford great speakers." Our catalog is an invaluable



manual of speaker function and design. And, it will introduce you to the finest speaker kits made anywhere...with the strongest money-back guarantee. Find out for yourself...FREE, FREE, that is. Mail the coupon now.

**Speakerlab®**  
Dept. 6-PE, 735 N. Northlake Way  
Seattle, WA 98103

### Use Quick-Wedge to fasten leads, wire in panelights, connect test equipment, install components



They do all that ordinary screwdrivers do, PLUS they hold and start the screw



**QUICK-WEDGE** 17 sizes  
Screw-holding screwdrivers

Unconditionally guaranteed.  
BUY A SET TODAY

See your dealer or write to:  
Kedman Company, P.O. Box 25667,  
Salt Lake City, Utah 84125

CIRCLE NO. 32 ON FREE INFORMATION CARD

© 1979

status. The second program allows measuring the distance between any two points on the tablet, including irregular lines. The third program allows measuring the area of any irregular polygon, while the fourth program is a demonstration of music in which pen position on the tablet determines pitch and duration. The fifth program is the low-resolution color graphics previously described.

The fun starts with the sixth program—drawing on the screen in high resolution. In this mode, a small "cross-hair" cursor indicates pen position. You can have a black screen with white drawing or a white screen with black drawings. You can have an automatic point-to-point feature (black or white) to make nice straight lines. In this high-resolution mode, handwriting looks almost normal. We traced newspaper and magazine photos and drawings with ease and excellent quality.

The seventh program is similar to the CALMA and CALCOMP drafting programs. There is a menu of AND and OR gates and an inverter symbol. Any symbols can be brought on screen, positioned, and rotated as desired. You can draw in the interconnects to draw a logic diagram, or use the automatic point-to-point mode at inputs and outputs to make clean interconnects.

Using the Applesoft and Talos manuals, we have written a couple of animated "shoot-em-up" programs and, for the first time, feel a good sense of graphic accomplishment. Take a look at the Talos Digitizer at your local computer store, if graphics is your interest.

**Light Pen.** The second graphics approach we tested uses a simple low-cost real light pen and some relatively simple software. Many of us have seen light pens in use, mostly in large mainframe systems in conjunction with marvelous graphics systems. This seemed to be one area where microcomputers were far behind.

The particular light pen we played with is the Vidiet-Stik from Esmark Inc. (507½ McKinley Hwy., Mishawaka, IN 46544), priced at \$39.95 plus \$1.50 postage and handling.

The pen itself is extremely simple. It consists of just a light-sensitive Darlington phototransistor, mounted near the tip of a slender plastic tube. The tip becomes active when its movable end piece is pressed against the CRT screen. The flexible cable coming from the pen has three color-coded leads: one for +5 volts, one for ground, and the

third carries the signal. The first two leads are conventionally connected, while the third (signal) lead is connected to bit-8 of the computer parallel port.

The manual that comes with the Vidiet-Stik explains its operating software in detail. It also shows several approaches for the pen's use, including a program used both for testing and learning operation of the light pen. Some machine language (Z80/8080) programs are shown for creating the interface between the computer and light pen.

We modified the latter machine-language program for our computer and used it as a subroutine in BASIC programs. When "called," this subroutine Pokes the machine-language program into an out-of-the-way memory location (we used the spare RAM space in our VDM-1) so that it will not get written over by the BASIC.

When called, this subroutine "keeps an eye" on bit-8 of the parallel port, looking for some action of the light pen. When the light pen reacts to a light signal on the CRT screen, the machine-language program passes a bit into the computer. Once the signal is entered, the machine-language subroutine then passes back to the BASIC program, awaiting another call.

All you have to know is which bit of the parallel port is being used and the address of the parallel port. If your machine does not have a parallel port, one of the keyboard entry bits can be used.

With this machine-language program as a subroutine in BASIC, we have used it in conjunction with a graphics board that has much better resolution than the VDM-1. We've been having a ball trying out our artistic skill with this light pen.

**Studio II Conversion.** Information package on how to construct a new cartridge for the RCA Studio II to convert it into a simple microcomputer is available. It includes schematics, ROM monitor listings, operating instructions, and program listings. No modifications to Studio II are required. Price is \$5.00. A pc board and PROM are also available. ARESKO, P.O. Box 43, Audubon, PA 19407 (Tel: 215-631-9052 or 9257).

**PET Floppy/S100.** The EXS100 is a single S100 size board that connects to the PET memory expansion socket and provides a floppy-disk controller. The board can then be plugged into an S100 "motherboard" for further expansion. Up to three minifloppy-disk drives plug directly into the EXS100. The board uses

POPULAR ELECTRONICS

the IBM3740 format. A special software package that permits loading and storing on disk is available. The board also has provisions for on-board EPROM. Three versions are available: S100 adapter alone (\$199.95); disk controller alone (\$299.95); and a combination of the two (\$349.95). The board is also available as a complete disk package for \$799.95. CGRS Microtech, P.O. Box 368, Southampton, PA 18966 (Tel: 215-757-0284).

**SS-50 Control Interface.** This 6800 computer interface plugs into the SS-50 (SWTP) bus and has 16 DIP switches for address selection. Fully buffered, the board has eight relays (28 volts at 0.1 ampere). It also features eight optoisolators for real world/computer communication. It can be used to input keyboard data or a response from the device it is controlling. The optoisolators can be software and the relays manually disabled to allow the outputs to form a parallel interface. The board can be controlled by assembly language or BASIC Peek and Poke instructions. Priced at \$98 (kit) or \$125 (assembled), the board is available from Transition Enterprises Inc., Star Route Box 241, Buckeye, AZ 85326.

**Heath Printer.** The WH-14 Line printer (\$895) prints standard 96-character ASCII (upper and lower case) using a 5 x 7 dot matrix print head with a maximum instantaneous print speed of 135 characters per second. Line spacing is 6 lines per inch (8 lines per inch software selectable) with selectable line length of 80, 96, or 132 characters. Baud rate is selectable between 110 and 9600. The device uses 0.5" nylon inked ribbon on 2" spools. Adjustable-width sprocket feed allows paper from 2.5" to 9.5" width. The WH-14 uses an RS-232C or 20-mA current-loop serial interface. A kit version will soon be available. Heath Co., Benton Harbor, MI 49022.

**S100/S50 Bus.** If you have an S100 bus system and would like to use S50 SWTP peripherals, or vice versa, AUM-ideas (P.O. Box 2582, Richardson, TX 75080) is manufacturing its Dual Bus Board (\$29.85, for the bare board) that allows this combination. The Wire-Wrap board comes with layout sheets, instructions, four matching heat sinks, and two yards of #18 wire. The board is fully compatible with the S50 bus. An S50 extender board, with 22 slots is also available for \$49.95.



Featuring  
**RCA** 1802  
COSMAC CPU

Own a powerful home computer system, starting for just \$99.95—a price that gets you up and running the very first night... with your own TV for a video display. \$99.95 ELF II includes RCA 1802 8-bit microprocessor addressable to 64k bytes with DMA, interrupt, 16 registers, ALU, 256 byte RAM, full hex keyboard, two digit hex output display, stable crystal clock for timing purposes, RCA 1861 video IC to display your programs on any video monitor or TV screen and 5-slot plug-in expansion bus (less connectors) to expand ELF II into a giant!

**ELF II Explodes Into A Giant!**

Master ELF II's \$99.95 capabilities, then expand with GIANT BOARD... KLUGE BOARD... 4k RAM BOARDS... TINY BASIC... ASCII KEYBOARD... LIGHT PEN... ELF-BUG MONITOR... COLOR GRAPHICS & MUSIC SYSTEM... TEXT EDITOR... ASSEMBLER... DISASSEMBLER... VIDEO DISPLAY BOARD... and...

**More Breakthroughs Coming Soon!**

Soon to be introduced: ELF II special application kits that give you the hardware and software you need to use ELF II for specialized purposes such as a telephone dialer... industrial controller... home photography... security system... police alert... motor controller... station output monitor on a conveyor belt assembly line... and some new, super-fantastic games!

Also coming soon: PROM Programmer... A/D, D/A Converter... Controller Board... and more! Unlike some heavily advertised hobby computers, ELF II doesn't limit you to pre-recorded programs. With ELF II you learn computing from the ground up... from machine language to assembly language to BASIC... in quick, clear and easy steps. ELF II is a powerful computing tool, but one that you can master with the same ease you once mastered a slide rule or pocket calculator.

**Master This Computer In A Flash!**

Regardless of how minimal your computer background is now, you can learn to program an ELF II in almost no time at all. Our *Short Course On Microprocessor & Computer Programming*—written in non-technical language—guides you through each of the RCA COSMAC 1802's capabilities, so you'll understand everything ELF II can do... and how to get ELF II to do it! Don't worry if you've been stumped by computer books before. The *Short Course* represents a major advance in literary clarity in the computer field. You don't have to be a computer engineer in order to understand it. Keyed to ELF II, it's loaded with "hands on" illustrations. When you're finished with the *Short Course*, neither ELF II nor the RCA 1802 will hold any mysteries for you.

In fact, not only will you now be able to use a personal computer creatively, you'll also be able to read magazines such as BYTE... INTERFACE... POPULAR ELECTRONICS and PERSONAL COMPUTING and fully understand the articles. And, you'll understand how to expand ELF II to give you the exact capabilities you need!

If you work with large computers, ELF II and the *Short Course* will help you understand what they're doing.

**Get Started For Just \$99.95, Complete!**

\$99.95 ELF II includes all the hardware and software you need to start writing and running programs at home, displaying video graphics on your TV screen and designing circuits using a microprocessor—the very first night—even if you've never used a computer before.

ELF II connects directly to the video input of your TV set, without any additional hardware. Or, with an \$8.95 RF modulator (see coupon below), you can connect ELF II to your TV's antenna terminals instead.

ELF II has been designed to play all the video games you want, including a fascinating new target-missile gun game that was developed specifically for ELF II. But games are only the icing on the cake. The real value of ELF II is that it gives you a chance to write machine language programs—and machine language is the fundamental language of all computers. Of course, machine language is only a starting point. You can also program ELF II with assembly language and TINY BASIC. But ELF II's machine language capability gives you a chance to develop a working knowledge of computers that you can't get from running only

# Write and run programs—the very first night—even if you've never used a computer before!

You're up and running with video graphics for just \$99.95 — then use low cost add-ons to create your own personal system that rivals home computers sold for 5-times ELF II's low price! pre-recorded tape cassettes.

**ELF II Gives You The Power To Make Things Happen!**

Expanded, ELF II can give you more power to make things happen in the real world than heavily advertised home computers that sell for a lot more money. Thanks to an ongoing commitment to develop the RCA 1802 for home computer use, the ELF II products—being introduced by Netronics—keep you right on the outer fringe of today's small computer technology. It's a perfect computer for engineering, business, industrial, scientific and personal applications.

Plug in the GIANT BOARD to record and play back programs, edit and debug programs, communicate with remote devices and make things happen in the outside world. Add Kluge (prototyping) Board and you can use ELF II to solve special problems such as operating a complex alarm system or controlling a printing press. Add 4k RAM Boards to write longer programs, store more information and solve more sophisticated problems.

ELF II add-ons already include the ELF II Light Pen and the amazing ELF-BUG Monitor—two extremely recent breakthroughs that have not yet been duplicated by any other manufacturer.

The ELF-BUG Monitor lets you debug programs with lightning speed because the key to debugging is to know what's inside the registers of the microprocessor. And, with the ELF-BUG Monitor, instead of single stepping through your programs, you can now display the entire contents of the registers on your TV screen. You find out immediately what's going on and can make any necessary changes.

The incredible ELF II Light Pen lets you write or draw anything you want on a TV screen with just a wave of the "magic wand." Netronics has also introduced the ELF II Color Graphics & Music System—more breakthroughs that ELF II owners will see the first to enjoy!

**ELF II Tiny BASIC**

Ultimately, ELF II understands only machine language—the fundamental coding required by all computers. But, to simplify your relationship with ELF II, we've introduced an ELF II Tiny BASIC that makes communicating with ELF II a breeze.

Tiny BASIC saves you the time of having to code your individual instructions in machine language for ELF II. Instead, you simply type instructions on a keyboard—PRINT, RUN, LOAD, ETC. Your Tiny BASIC program automatically translates them into machine language for ELF II. Then it translates ELF II's output back into simple words and symbols for you.

**Now Available! Text Editor, Assembler, Disassembler And A New Video Display Board!**

The Text Editor gives you word processing ability and the ability to edit programs or text while it is displayed on your video monitor. Lines and characters may be quickly inserted, deleted or changed. Add a printer and ELF II can type letters for you—error free—plus print names and addresses from your mailing list!

ELF II's Assembler translates assembly language programs into hexadecimal machine code for ELF II use. The Assembler features mnemonic abbreviations rather than numerics so that the instructions on your programs are easier to read—this is a big help in catching errors.

ELF II's Disassembler takes machine code programs and produces assembly language source listings. This helps you understand the programs you are working with... and improve them when required.

The new ELF II Video Display Board lets you generate a sharp, professional 32 or 64 character by 16 line upper and lower case display on your TV screen or video monitor—dramatically improving your unexpanded \$99.95 ELF II. When you get into longer programs, the Video Display Board is a real blessing!

**Ask Not What Your Computer Can Do... But WHAT CAN IT DO FOR YOU?**

Don't be trapped into buying an expensive dinosaur, simply because you can afford it. ELF II is more advanced and more fun to use than big name computers that cost a lot more money. With ELF II you learn to write and run your own programs. You're not just a keypunch operator. No matter what your interests are, ELF II is the fastest way to get into computers.

Order from the coupon below!

**Netronics R&D Ltd., Dept PE-6**  
333 Litchfield Road, New Milford, CT 06776

Yes! I want my own computer! Please rush me—

RCA COSMAC ELF II language kit is a learning breakthrough for engineers and laymen on kit at \$99.95 plus \$3 postage and a like \$5 postpaid handling (requires 6-3 to 8 volt AC power supply)

Power Supply (required) \$4.95 postpaid

RCA 1802 User's Manual \$5 postpaid

Tom Pitman's Short Course On Microprocessor & Computer Programming teaches you just about everything there is to know about ELF II or any RCA 1802 computer. Written in non-technical language.

Deluxe Metal Cabinet with Plexiglas dust cover for ELF II \$29.95 plus \$2.50 postpaid

I am also enclosing payment (including postage & handling) for the items checked below!

I want my ELF II wired and tested with power supply, RCA 1802 User's Manual and Short Course—all for just \$149.95 plus \$3 postpaid.

**PHONE ORDERS ACCEPTED!**  
Call (203) 354-9375

Total Enclosed \$ \_\_\_\_\_  
(Conn. res. add tax)

CHARGE IT! Exp. Date \_\_\_\_\_  
 Visa  Master Charge  
(Bank # \_\_\_\_\_)

Account # \_\_\_\_\_

---

**ALSO AVAILABLE FOR ELF II**

GIANT BOARD™ kit with cassette I/O, RS-232-C/TX I/O, D-Sub P I/O, decoders for 14 separate I/O instructions and a system monitor/editor. \$39.95 plus \$2.00 p&h

Kluge (Prototyping) Board accepts up to 16 IC's \$17.00 plus \$1 p&h

4k Static RAM kit. Addressable to any 4k page to 64k. \$89.95 plus \$3 p&h.

Gold plated 86-pin connectors (one required for each plug-in board). \$5.70 ea. postpaid

Expansion Power Supply (required when adding 4k RAM). \$34.95 plus \$2 p&h

Professional ASCII Keyboard kit with 128 ASCII upper/lower case set, 96 printable characters, onboard regulator, parity logic selection and choice of 4 hand-shaking signals to mate with almost any computer. \$64.95 plus \$2 p&h

Deluxe metal cabinet for ASCII Keyboard. \$19.95 plus \$2.50 p&h

Video Display Board kit lets you generate a sharp, professional 32 or 64 character by 16 line upper and lower case display on your TV screen or video monitor—dramatically improving your unexpanded \$99.95 ELF II. (If it's inside ASCII Keyboard cabinet) \$89.95 plus \$2 p&h

26 variables A-Z LET IF/THEN INPUT PRINT, GO TO GO SUB, RETURN, END, REM, CLEAR, LIST, RUN, PLOT, PEEK, POKE. Comes fully documented and includes: alphanumeric generator required to display alphanumeric characters directly on your TV screen with out additional hardware. Also plays tick-tack toe plus a drawing game that uses ELF II's hex keyboard as a joy stick. 4k memory required. \$14.95 postpaid

Tom Pitman's Short Course on TINY BASIC for ELF II \$5 postpaid

ELF-BUG™ Deluxe System Monitor on cassette tape. Allows displaying the contents of all registers on your TV at any point in your program. Also displays 24 bytes of memory with full addresses, blinky cursor and auto scrolling. A must for the serious programmer! \$14.95 postpaid

Text Editor on cassette tape gives you the ability to insert, delete or edit lines and words from your programs while they are displayed on your video monitor. (Add printer and you can use ELF II to type error free letters plus insert names and addresses from your mailing list.) \$19.95 postpaid

Assembler on cassette tape translates assembly language programs into hexadecimal machine code for ELF II use. Mnemonic abbreviations for instructions (rather than numerics) make programs easier to read and help prevent errors. \$19.95 postpaid

Disassembler on cassette tape takes machine code

programs and produces assembly language source listings to help you understand and improve your programs \$19.95 on cassette tape

SAVE \$9.90—Text Editor, Assembler & Disassembler purchased together only \$49.95! (Require Video Display Board plus 4k memory.)

ELF II Light Pen, assembled & tested. \$7.95 plus \$1 p&h

ELF II Color Graphics & Music System Board kit \$49.95 plus \$2 p&h

ELF II connects directly to the video input of your TV set without additional hardware. To connect ELF II to your antenna terminals instead, order RF Modulator. \$8.95 postpaid

Coming Soon: A/D, D/A Converter, Controller Board and more!

Name \_\_\_\_\_  
Address \_\_\_\_\_  
City \_\_\_\_\_  
State \_\_\_\_\_ Zip \_\_\_\_\_

**DEALER INQUIRIES INVITED**



# Software Sources

By Leslie Solomon  
Technical Director

**Tiny-c for 8080 Alpha-Micro and PDP-11.** Tiny-c is a shortened version of the structured programming language "c". It handles integer, character and pointer data, one-dimensional arrays, and allows unlimited variable name lengths. IF-ELSE, WHILE, BREAK, RETURN and compound assignment statements are allowed, as are multiple assignments and recursive, returned-value and argument function calls. The interpreter, about 5K bytes, includes facilities to input and output characters, read, write, open and close files, and load programs, and includes a 14-function library. There is also a 4K program preparation system, written in tiny-c, with write, edit, run, debug, store, read and link capabilities, error diagnostics, and 25 standard library functions. Manuals are \$40.

Tarbell cassettes and PDP-11 disks are \$20 each, Poly-88 cassettes are \$25, CUTS cassettes are \$30, CP/M and Helios disks are \$35, and Alpha Micro disks are \$55. Tiny-c associates, Post Office Box 269, Holmdel, NJ 07733.

**TRS-80 Fortran/Utility Package.** Written by Microsoft, this package can be used by a TRS-80 with 32K of RAM, one or more disk drives, and TRSDOS. It features a true relocatable machine code compiler for ANSI Fortran X3.9, and accepts complex variables. It also contains a disk-based macroassembler using Zilog mnemonics and producing relocatable code; a subroutine library existing as relocatable linkable modules for Fortran or an assembler program (e.g., double precision, square root, natural log, transcendental, etc.); a linking loader to link-edit and load Fortran and assembler modules for execution; and a disk text editor to create and modify Fortran and assembler programs as disk files. In addition, it can be used as a general-purpose text editor. Diskette and documentation, \$325. Lifeboat Associates, 164 W. 83rd St, New York, NY 10024 (Tel:212-580-0082).

**Text Editor.** EDIT-80, a random-access, line-oriented text editor for 8080 and Z80 systems is now available for \$120. Allowing random line access to floppy disk files, it provides access to any record of the file even if the available memory space is considerably

smaller than the file being edited. In addition to standard line commands, it features automatic line renumbering, global find and substitute, multiple page files and ability to read files without EDIT-80 line numbers. It also provides for intraline subcommands to edit portions of individual lines. Also included is a file compare utility that compares source or binary files and outputs differences between them. Microsoft, 10800 NE Eighth, Suite 819, Bellevue, WA 98004 (Tel: 206-455-8080).

**Apple II Assembler/Editor.** This 6K machine language program allows entering and editing assembly language programs using standard 6502 mnemonics. Source text, object code, and symbol table may be located anywhere in memory space. The program is provided on Apple II cassette with full documentation. Price is \$29.95. ARESO, P.O. Box 43, Audubon, PA 19407.

**Computer Teacher.** The Mind-Memory Improvement (Course steps 1 and 2) are designed for the TRS-80 Level 1 and Level 2 machines. Each cassette contains a number of programs that form a memory training aid for remembering and listening. Emphasis is placed on remembering peoples names and faces. A training manual is provided. Suggested retail price for Mind-Step 1 is \$24.95, and Mind-Step 2 is \$29.95. Both are \$49.95. TYC Software, 25 Cedar Cliff Dr., Camp Hill, PA 17011. (Tel: 717-763-0405).

## THE MICROCOMPUTER MART

### COMPUTER RETAIL STORES

Advertisement

#### CALIFORNIA

**Omega Microcomputers**  
Quality Personal-Business Systems  
Apple 11 - Alpha Micro  
3535 Torrance Boulevard  
Suite 10  
Torrance, CA 90503  
(213) 370-9456

**Rainbow Computing**  
Complete Apple 11 Line  
1073 White Oak Avenue  
Granada Hills, CA 91344  
(213) 360-2171

#### COLORADO

**Byte Shop**  
Complete Apple 11 Line  
3464 South Ancoma Street  
Englewood, CO 80110  
(303) 761-6263

#### FLORIDA

**Sara Tech Computers**  
Discounts On All Major Brands  
400 Base Avenue  
Suite 225  
Venice, FLA 33595  
(812) 485-3559

**Williams Radio And TV, Inc**  
Several Lines In Stock  
2062 Liberty Street  
Jacksonville, FLA 32206  
(914) 358-3707

#### ILLINOIS

**American Microprocessors**  
Equipment And Supply Corp  
At the Chicagoland Airport  
20 North Milwaukee Avenue  
Half Day, ILL 60069  
(312) 634-0076

**American Microprocessors**  
Equipment And Supply Corp  
6934 North University  
Peoria, ILL 61614  
(309) 692-5852

#### MARYLAND

**Comm Center, Inc.**  
Exidy Sorcerer  
Call Toll Free  
Laurel Plaza - Rte 198  
Laurel, MD 20810  
(800) 638-4486

**Computers Unlimited, Inc.**  
Tomorrow's Technology Today  
907 York Road  
Towson, MD 21204  
(301) 321-1553

#### MICHIGAN

**Computer Center**  
Business Systems/Personal Systems  
28251 Ford Road  
Garden City, MI 48135  
(313) 422-2570

**The Computer Mart**  
We Will Not Be Undersold  
560 W. 14 Mile Road  
Clawson, MI 48017  
(313) 288-0040

**United Microsystems Corp**  
The Professional Computer Store  
2601 South State Street  
Ann Arbor, MI 48104  
(313) 688-6806

#### NEW JERSEY

**Computer Mart of New Jersey**  
The Microcomputer People (R)  
501 Route 27  
Iselin, NJ 08830  
(201) 283-0600

#### NEW YORK

**Datel Store of New York**  
The Complete Systems Store  
1211 Avenue of the Americas  
New York, N.Y. 10036  
(212) 921-0110

#### OHIO

**Band-Orch, Inc.**  
Complete Ohio Scientific Line  
337 East State Street  
Alliance, Ohio 44601  
(216) 821-2600

#### OKLAHOMA

**Microolithics, Inc.**  
Medical Systems - Differential Diagnosis  
2918 MacArthur Boulevard  
Oklahoma City, OK 73217  
(405) 947-5646

#### PENNSYLVANIA

**Personal Computer Corp**  
First In Pennsylvania  
Frazer Mall  
Lancaster Avenue and Route 352  
Frazer, PA 19355  
(215) 647-8463

#### SOUTH CAROLINA

**Byte Shop #32**  
The Affordable Computer Store  
1920 Blossom Street  
Columbia, SC 29205  
(803) 771-7824

Dealers: For information about how to have your store listed in THE MICROCOMPUTER MART, please contact:  
POPULAR ELECTRONICS, One Park Ave., New York, N.Y. 10016 • (212) 725-3568.



# PROJECT OF THE MONTH

BY FORREST M. MIMS

## BINARY HI-LO GAME

IT'S EASY to learn all sixteen 4-bit binary numbers (0000-1111), but can you think in binary? The growing popularity and importance of programmable logic makes the ability to "think binary" very helpful to those who wish to exploit as fully as possible the various tricks and shortcuts made possible by binary number manipulations.

The circuit described here provides a painless way to help learn to "think binary." It's a HI-LO game that uses binary instead of decimal numbers. For consistently good scores, you must know and be able to manipulate binary nibbles.

The game is designed around a 7485 4-bit magnitude comparator. Referring to the schematic diagram, you can see the operation of the circuit is very similar to that of the BCD trainer described in this month's Experimenter's Corner.

In operation, the 555 generates a rapid stream of clock pulses at a rate determined by the values of *R1* and *C1*. When normally open pushbutton *S1* is pressed for a few seconds, the 74193 4-bit counter cycles through its count sequence hundreds of times. This means an essentially random number will be stored in the counter when *S1* is released.

After *S1* is released, one of the output LEDs will glow to indicate whether the 4-bit nibble entered on the DIP switch is the same as the nibble in the 74193 or, more

likely, if it is too high or too low. If the entry is incorrect, and the odds are 16 to 1 against the first entry being correct, a second guess is entered into the DIP switch. This process is continued until the CORRECT LED glows.

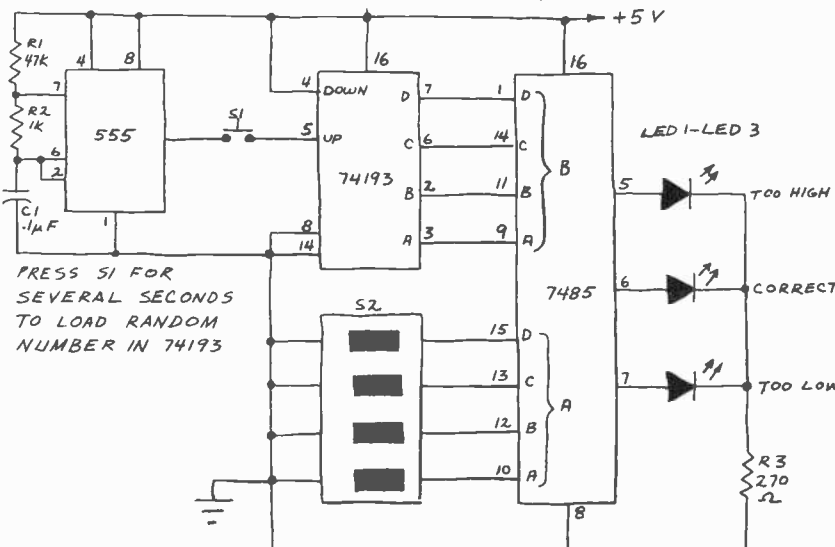
The best way to find the correct number with the fewest possible guesses is to make your first entry equal to approximately half the highest possible number. Since there are sixteen possible numbers, your first guess would then be 0111 (seven) or 1000 (eight).

If this guess is too low, then your second guess should be halfway between your first try and 1111. Similarly, if your first guess is too high, your second try should be halfway between your first guess and 0000.

This process is continued until you arrive at the correct number. As you can readily see, the game certainly encourages you to "think binary."

It's easy to make a permanent version of this game on a small circuit board. Use a perforated board with copper solder pads at each hole and connect the components with wrapping wire for fast assembly. Apply wrapping wire directly to the IC and DIP switch pins and use a low-wattage soldering iron and small-diameter solder to secure the wires in place. Power the circuit with four AA cells in a plastic holder. A 1N914 silicon diode connected between the positive battery terminal and the rest of the circuit will drop the voltage down to about 5½ V, the level required by TTL.

If you want more of a challenge, you can expand the basic 4-bit (16-guess) game to an 8-bit (128-guess) version. Just add another 74193 and 7485 and use an 8-position DIP switch. The expanded game is very easy to design. Just remember to feed the carry output (pin 12) of the first 74193 to the count-up input (pin 5) of the second 74193. You can find out how to cascade two 7485's by referring to this month's Experimenter's Corner. ◇



PRESS S1 FOR SEVERAL SECONDS TO LOAD RANDOM NUMBER IN 74193

THE ONE-STOP MUSIC SHOP AT WHOLESALE PRICES

# J&R

<b>BLANK TAPES</b>		<b>REEL-TO-REEL</b>	
<b>CASSETTE TAPES</b> Ampex Grand Master I C-90 \$2.14 Ampex Grand Master II C-90 \$2.79 BASF Studio C-90 \$1.99 BASF Professional II or III C-90 \$2.99 Maxell UD C-90 \$1.92 Maxell UD C-90 \$2.85 Maxell UDXL I or II C-60 \$2.50 Maxell UDXL I or II C-90 \$3.47 Scotch low noise/Dynaflex C-60 / 3 pc. \$4.99 for 3 Scotch Master I C-90 \$2.84 Scotch Master II or III C-90 \$3.29 Sony Ferrichrome C-90 \$3.58 TDK D C-60 \$1.20 TDK D C-90 \$1.68 TDK D C-120 \$2.10 TDK D C-180 \$2.99 TDK AD C-60 \$1.79 TDK AD C-90 \$2.52 TDK SA C-60 \$2.22 TDK SA C-90 \$3.18		Maxell UD 35-90 1800 ft. \$6.49 Maxell UDXL 35-90S 1800 ft. \$6.75 Maxell UD 35-180 3600 ft. \$16.30 Scotch 212 1800 ft. \$4.35 Scotch 207 1800 ft. \$6.19 TDK L-1800 1800 ft. \$6.22	
<b>VIDEO TAPES</b> BETA FORMAT Sony L-750 (3 Hour) \$18.95 Sony L-600 (2 Hour) \$13.95 Scotch L-600 (2 Hour) \$13.50 Zanith L-500 (2 Hour) \$13.95 Ampex L-600 (2 Hour) \$12.95		VHS FORMAT JVC T-120 (4 Hour) \$18.75 TDK T-120 (4 Hour) \$19.50 Full T-120 (4 Hour) \$17.95 Philips V-250 (4 Hour) \$18.95 RCA VK-125 (2 Hour) \$14.95 Panasonic NVT-120 (4 Hour) \$18.95 Panasonic NVT-60 (2 Hour) \$14.95	

Minimum Order 12 Tapes - 100% Guaranteed.

### CARTRIDGES audio-technica

AT-20 SLA	\$119.00	V15 TYPE IV	\$89.90
AT-15 SA	\$85.90	V15 TYPE III	\$64.95
AT-14 SA	\$48.95	M95D	\$29.75
AT-12 SA	\$12.00	M91D	\$21.00

**STANTON**

8815	\$72.50	M44E	\$13.80
681EE-S	\$55.00	M70EJ	\$19.90
681EE	\$42.50		
680EE	\$24.90		
500E	\$12.60		

**EMPIRE**

2000Z	\$59.90	XV15/1200E	\$39.95
2000T	\$31.50	XV15/750E	\$32.50
2000EH	\$19.50	XV15/35E	\$25.77
4000DI	\$29.90	XV15/400E	\$22.45

### HEADPHONES

HC-44	\$29.88	PRO 4AA	\$39.90
HC-400	\$26.90	PRO 4 AAA	\$48.00
HC-414	\$44.88	HV/ILC	\$29.97
HC-424	\$65.28	K/GA	\$19.97

**KOSS**

**HOW TO ORDER:** For shipment within 48 hours, send money order or certified check. Two weeks delay on personal checks. Please add \$3.00 per order for shipping & handling. \$85.50 for orders outside U.S.I., N.Y.S. residents add tax. No C.O.D.'s. All merchandise 100% guaranteed, brand new & factory fresh.

# J&R MUSIC WORLD

33 PARK ROW, DEPT. PE, NEW YORK, N.Y. 10038  
**ORDER TOLL FREE (800) 221-8180**  
 CALL OR WRITE FOR FREE 96 PAGE CATALOG

CIRCLE NO. 30 ON FREE INFORMATION CARD

## SEE YOUR DEALER TODAY

# DEMAND THE #1 WIRE WOUND AND MOST COPIED ANTENNA IN THE WORLD!

# 'Firestik'<sup>®</sup>

## CITIZEN BAND 2 METER AMATEUR MARINE MOBILE TELE LAND MOBILE TELE FIBERGLASS ANTENNAS

DEALER & DISTRIBUTOR INQUIRIES INVITED

5-YEAR REPLACEMENT WARRANTY ON ALL PAL ANTENNAS - 1 YEAR ON ALL ACCESSORIES

SEND FOR FREE CATALOG

2614 E. ADAMS • PHOENIX, ARIZONA 85034

NAME \_\_\_\_\_

STREET \_\_\_\_\_

CITY \_\_\_\_\_

STATE \_\_\_\_\_ ZIP \_\_\_\_\_

CIRCLE NO. 43 ON FREE INFORMATION CARD

### THE MOST ADVANCED TIMEPIECE OF ITS KIND IN THE WORLD!

LCD Quartz Alarm Chronograph with calendar and dual time zone!! Watch is the same as Seiko but you pay a lot more for the name! Features



- 24 hour alarm
- Chronograph counts up to 12 hrs., 59 mins 59.9 sec.
- Precision of chrono up to 1/10 sec indicated by 10 moving arrows!!
- Lap time (with chrono running uninterrupted)
- Time displays by LCD for hour, min, sec, day, date of the week and AM/PM.
- Calendar gives out date-day
- Dual time zone for any two cities of the world at your own choice.
- With light switch to allow you to see the time in the dark!

**\$65.50**

ONE YEAR FULL WARRANTY!

### JUMBO 1" LED ALARM CLOCK MODULE

Assembled - not a kit!

- Features
- 1" 4 digits red LED display
  - 12 hours real time format
  - 24 hours alarm audio output (just add speaker)
  - Power failure indicator
  - Count down timer 59 mins
  - 12 16V AC 50/60 Hz input
  - 10 min snooze control



**\$8.50 EACH**

Transformer \$1.75

### NEW MARK III 9 Steps 4 Colors LED VU



Stereo level indicator kit with arc-shaped display panel!!

This Mark III LED level indicator is a new design PC board with an arc-shaped 4 colors LED display (change color from red yellow, green and the peak output indicated by rose red). The power range is very large, from 30dB to +5dB. The Mark III indicator is applicable to 1 watt - 200 watts amplifier operating voltage is 3V - 9V DC at max 400 MA. The circuit uses 10 LEDs per channel. It is very easy to connect to the amplifier. Just hook up with the speaker output!

**IN KIT FORM \$18.50**

### ELECTRONIC DUAL SPEAKER PROTECTOR

Cut off when circuit is shorted or over load to protect your amplifier as well as your speakers. A must for OCL circuits.



**KIT FORM \$8.75 EA.**

### FM WIRELESS MIC KIT

It is not a pack of cigarettes. It is a new FM wireless mic kit! New design PC board fits into a plastic cigarette box (case included) Uses a condenser microphone to allow you to have a better response: in sound pick-up Transmits up to 350 ft! With an LED indicator to signal the unit is on.



**KIT FORM \$7.95**

### BATTERY POWERED FLUORESCENT LANTERN

- FEATURES
- Circuitry, designed for operation by high efficient, high power silicon transistor which enable illumination maintain in a standard level even the battery supply drops to a certain low voltage.
  - 9" 6W cool/daylight miniature fluorescent tube.
  - 8 x 1.5V UM-1 (size D) dry cell battery.
  - Easy sliding door for changing batteries.
  - Stainless reflector with wide angle increasing illumination of the lantern.



**\$10.50 EACH MODEL 888 R**

### DIGITAL AUTO SECURITY SYSTEM

4 DIGITS PERSONAL CODE!!



- proximity triggered
- voltage triggered
- mechanically triggered


### 3-WAY PROTECTION!

This alarm protects you and itself! Entering protected area will set it off, sounding your car horn or siren you add. Any change in voltage will also trigger the alarm into action. If cables within passenger compartment are cut, the unit protects itself by sounding the alarm.

**SPECIAL \$19.95**

ALL UNITS FACTORY ASSEMBLED AND TESTED—NOT A KIT!

### PROFESSIONAL CASE



for our 0-30V Power Supply. It is a nice looking metal cast case with giant 4" volt/amp meter; output binding post and fuse holder, on/of switch and line cord!

**ONLY \$21.50 EA.**

CASE 030

### POWER SUPPLY KIT



0-30V D.C. REGULATED Uses UA723 and ZN3055 Power TR output can be adjusted from 0-30V, 2AMP. Complete with PC board and all electronic parts.

**\$10.50 each**

Transformer for Power Supply, 2AMP 24V x 2 \$8.50


### HICKOK LX303 DIGITAL LCD MULTIMETER



- 3 1/2 digits display
- 200 hours 9V battery life
- Auto zero; polarity; overrange indication
- 100MV DC F.S. sensitivity
- 19 ranges and functions
- D.C. volt: 0.1 MV to 1000 V
- A.C. volt: 0.1 V to 600 V
- Resistance: 0.1Ω to 20 MΩ
- D.C. current: 0.01ΩA to 100 MA

**OUR PRICE \$71.45**

### 60W + 60W STEREO AMPLIFIER



COMPLETED UNIT—NOT A KIT!

OCL rear amp. & low noise pre amp. with bass, middle, treble 3-way tone control. Fully assembled and tested, ready to work. Total harmonic distortion less than 0.5% per channel at 8 Ω. Power supply is 36V 3A AC or DC. Complete unit assembled and tested

**\$49.50 ea.**

**\$ 9.50 ea.**


### GREEN COLOR 0.6" LED ALARM CLOCK



- 24 hr. alarm
- 10 min. snooze timer
- AM/PM indicator
- Power interrupt indication
- Green color 0.6" display
- 110V AC 60Hz input
- Factory assembled.

**NOT A KIT \$17.50 EACH**

### LED CLOCK MODULE!



- 0.5" LCD 4 digits display
- X'tal controlled circuits
- D.C. powered (1.5V battery)
- 12 hr. or 24 hr. display
- 24 hr alarm set
- 60 min. countdown timer
- On board dual back up lights
- Dual time zone display
- Stop watch function

**NIC1200 (12 hr) \$24.50 EA.**

**NIC2400 (24 hr) \$26.50 EA.**

### 1Watt AUDIO AMP




All parts are pre assembled on a mini PC Board Supply Voltage 6~9V D.C. **SPECIAL PRICE \$1.95 ea.**

### 5W AUDIO AMP KIT



2 LM 380 with Volume Control Power Supply 6~18V DC **ONLY \$6.00 ea.**

### ULTRA SONIC SWITCH KIT



Kit includes the Ultra Sonic Transducers, 2 PC Boards for transmitter and receiver. All electronic parts and instructions. Easy to build and a lot of uses such as remote control for TV, garage door, alarm system for counter. Unit operated by 9-12 DC. **\$15.50**

### BUTTON CELL



**NI-CD RECHARGEABLE BATTERIES**  
225MA/hr 1.2V per cell  
7/8" x 3/8"

Single Cell 1.2V **\$1.20**

4 cells stack 4.8V **\$4.80**

5 cells stack 6V **\$6.00**

special voltage order accepted at \$1.30 per cell rate



### FORMULA INTERNATIONAL INC.

6/79

	SHIPPING AND HANDLING CHARGES	
	Under \$50.00 purchase	Over \$50.00 purchase
Inside California	10%	10%
Outside Calif. (includes Mexico & Canada)	15%	10%
Overseas	25%	20%

Minimum Order \$10.00/Call. Residents Add 6% Sales Tax.  
Phone Orders Accepted on Visa or MC ONLY. NO C.O.D./Store Hours 10-7 Mon. thru Sat.

Send \$1.00 For Detailed Catalogue

12605 CRENSHAW BLVD., HAWTHORNE, CA 90250  
PHONE: (213) 973-1921 • (213) 679-5162

# DIGI-KEY TOLL FREE CORPORATION

Quality Electronic Components

DON'T FORGET OUR DISCOUNTS WHEN COMPARING PRICES

## INTEGRATED CIRCUITS

### I.C. Socket Prices Slashed

#### I.C. SOCKETS

**BOTH SOLIDSTATE AND WIRE WRAP ANTIM SOLIDSTATE SOCKETS ARE LOW PROFILE! WIRE WRAP SOCKETS ARE STANDARD PROFILE (LEVEL 2)**

Part No.	Manufacturer	Price
74001	741500	26.00
74002	741501	26.00
74003	741502	26.00
74004	741503	26.00
74005	741504	26.00
74006	741505	26.00
74007	741506	26.00
74008	741507	26.00
74009	741508	26.00
74010	741509	26.00
74011	741510	26.00
74012	741511	26.00
74013	741512	26.00
74014	741513	26.00
74015	741514	26.00
74016	741515	26.00
74017	741516	26.00
74018	741517	26.00
74019	741518	26.00
74020	741519	26.00

### MOLEX I.C. SOCKET PINS

Part No. Manufacturer Price

74021	741520	26.00
74022	741521	26.00
74023	741522	26.00
74024	741523	26.00
74025	741524	26.00
74026	741525	26.00
74027	741526	26.00
74028	741527	26.00
74029	741528	26.00
74030	741529	26.00

### WIRE-WRAPPING WIRE

Part No. Manufacturer Price

74031	741530	26.00
74032	741531	26.00
74033	741532	26.00
74034	741533	26.00
74035	741534	26.00
74036	741535	26.00
74037	741536	26.00
74038	741537	26.00
74039	741538	26.00
74040	741539	26.00

### SILICON TRANSISTORS

Part No. Manufacturer Price

74041	741540	26.00
74042	741541	26.00
74043	741542	26.00
74044	741543	26.00
74045	741544	26.00
74046	741545	26.00
74047	741546	26.00
74048	741547	26.00
74049	741548	26.00
74050	741549	26.00

### MICROPROCESSORS

Part No. Manufacturer Price

74051	741550	26.00
74052	741551	26.00
74053	741552	26.00
74054	741553	26.00
74055	741554	26.00
74056	741555	26.00
74057	741556	26.00
74058	741557	26.00
74059	741558	26.00
74060	741559	26.00

### 5% CARBON FILM RESISTORS

Part No. Manufacturer Price

74061	741560	26.00
74062	741561	26.00
74063	741562	26.00
74064	741563	26.00
74065	741564	26.00
74066	741565	26.00
74067	741566	26.00
74068	741567	26.00
74069	741568	26.00
74070	741569	26.00

### STRANDED HOOP WIRE

Part No. Manufacturer Price

74071	741570	26.00
74072	741571	26.00
74073	741572	26.00
74074	741573	26.00
74075	741574	26.00
74076	741575	26.00
74077	741576	26.00
74078	741577	26.00
74079	741578	26.00
74080	741579	26.00

### DIODES

Part No. Manufacturer Price

74081	741580	26.00
74082	741581	26.00
74083	741582	26.00
74084	741583	26.00
74085	741584	26.00
74086	741585	26.00
74087	741586	26.00
74088	741587	26.00
74089	741588	26.00
74090	741589	26.00

### SLIDE SWITCHES

Part No. Manufacturer Price

74091	741590	26.00
74092	741591	26.00
74093	741592	26.00
74094	741593	26.00
74095	741594	26.00
74096	741595	26.00
74097	741596	26.00
74098	741597	26.00
74099	741598	26.00
74100	741599	26.00

### DIODES

Part No. Manufacturer Price

74101	741600	26.00
74102	741601	26.00
74103	741602	26.00
74104	741603	26.00
74105	741604	26.00
74106	741605	26.00
74107	741606	26.00
74108	741607	26.00
74109	741608	26.00
74110	741609	26.00

### DIODES

Part No. Manufacturer Price

74111	741610	26.00
74112	741611	26.00
74113	741612	26.00
74114	741613	26.00
74115	741614	26.00
74116	741615	26.00
74117	741616	26.00
74118	741617	26.00
74119	741618	26.00
74120	741619	26.00

### DIODES

Part No. Manufacturer Price

74121	741620	26.00
74122	741621	26.00
74123	741622	26.00
74124	741623	26.00
74125	741624	26.00
74126	741625	26.00
74127	741626	26.00
74128	741627	26.00
74129	741628	26.00
74130	741629	26.00

## THE MA1023 by NATIONAL SEMICONDUCTOR



The MA1023 Clock Module offers a degree of flexibility not available in conventional clock modules. This has been accomplished by manufacturing with each MA1023 Module a set of options which you use. You have the choice of 16 or 24 hour mode, 18 Pin Wire Wrap, 20 Pin Wire Wrap, 24 Pin Wire Wrap, 28 Pin Wire Wrap, 40 Pin Wire Wrap, and 48 Pin Wire Wrap. And in addition to these, you can choose between 12 or 24 hour mode, 18 Pin Wire Wrap, 20 Pin Wire Wrap, 24 Pin Wire Wrap, 28 Pin Wire Wrap, 40 Pin Wire Wrap, and 48 Pin Wire Wrap. The MA1023 offers a degree of flexibility not available in conventional clock modules. This has been accomplished by manufacturing with each MA1023 Module a set of options which you use. You have the choice of 16 or 24 hour mode, 18 Pin Wire Wrap, 20 Pin Wire Wrap, 24 Pin Wire Wrap, 28 Pin Wire Wrap, 40 Pin Wire Wrap, and 48 Pin Wire Wrap. And in addition to these, you can choose between 12 or 24 hour mode, 18 Pin Wire Wrap, 20 Pin Wire Wrap, 24 Pin Wire Wrap, 28 Pin Wire Wrap, 40 Pin Wire Wrap, and 48 Pin Wire Wrap.

## The "NIBBLER" A MICROCOMPUTER AT A MICROPRICE!



The NIBBLER is Dig-Key's new low cost personal hobby computer. Based on National Semiconductor's SCMP 118 microprocessor, the NIBBLER includes a NIBBLER ROM and 2K of RAM. The NIBBLER requires 5 volts at 1 amp providing 110 baud serial ASCII 'D' which is easily interfaced with a CRT or Printer. And our low price of \$149.95 is for assembled and tested system. Software/Hardware manual included with NIBBLER available catalog #300.

FEATURES

- Assembly and Tested, yet only \$149.95
- Standard 1.5" by 6.5" card with 22 pin edge connector pattern
- All IC's are selected for easy maintenance
- Fully Interfaced with CRT or Printer
- 110 Baud Serial 'D'
- It Speaks Basic Beautifully
- 4K NIBBLER BASIC ROM and 2K of RAM
- 18 Pin Standard Connector

DATA BOOKS

- HI DATA BOOK, 512 P. NAT. SEMI 90108 \$4.00
- LINEAR DATA BOOK, 1078, 981 P. 90278 \$5.00
- MOSFET DATA BOOK, 273 P. NAT. SEMI 90158 \$4.00
- INTERFACED DATA BOOK, 448 P. NAT. SEMI 90218 \$5.00
- MEMORY DATA BOOK, 992 P. NAT. SEMI 90148 \$3.00
- MOSFET DATA BOOK, 273 P. NAT. SEMI 90158 \$4.00
- INTERFACED DATA BOOK, 448 P. NAT. SEMI 90218 \$5.00
- AUDIO HANDBOOK, 98 P. NAT. SEMI 90208 \$4.00
- SCAMP MICRO, APP. HANDBOOK, NAT. SEMI 90278 \$5.00
- STANDARD DATA BOOK, 920 P. NAT. SEMI 90248 \$4.00

## PANASONIC ELECTROLYTIC CAPACITORS

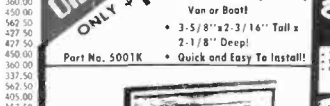
Part No.	Value	Price	Part No.	Value	Price
4750W	1.2	1.00	100W	100	1.00
150W	1.2	1.00	150W	150	1.00
220W	1.2	1.00	220W	220	1.00
330W	1.2	1.00	330W	330	1.00
470W	1.2	1.00	470W	470	1.00
680W	1.2	1.00	680W	680	1.00
1000W	1.2	1.00	1000W	1000	1.00
1500W	1.2	1.00	1500W	1500	1.00
2200W	1.2	1.00	2200W	2200	1.00
3300W	1.2	1.00	3300W	3300	1.00

## DIGI-KEY SWITCHING PANEL KIT MA1023P



Control Panel for the MA1023 Clock Module. This kit includes a switching panel with 16 or 24 hour mode, 18 Pin Wire Wrap, 20 Pin Wire Wrap, 24 Pin Wire Wrap, 28 Pin Wire Wrap, 40 Pin Wire Wrap, and 48 Pin Wire Wrap. The kit includes a switching panel with 16 or 24 hour mode, 18 Pin Wire Wrap, 20 Pin Wire Wrap, 24 Pin Wire Wrap, 28 Pin Wire Wrap, 40 Pin Wire Wrap, and 48 Pin Wire Wrap.

## DIAMOND



4 1/2" length. Call or Write for the Dig-Key Catalog for Panavise Details. 12 Volt - Ideal for Car. Van or Boat. 3-5/8" x 2-3/16" Tall x 2-1/8" Deep. Quick and Easy to Install!

## JMJ DIGITAL DISPLAY BEZEL




FOR MA1023 MA1023P AND MA1023P CLOCK MODULE \$4.95. Patented Chromatized Screen, Die Cast Metal Frame. Mounts in Panels Up to 1/16" Thick, No Exposed Hardware. Scratch Resistant and Easily Cleaned. Eliminates Glare. Mounting Adapters Available to Simplify Mounting and Assure Perfect Alignment.

## PANAVISE



Call or Write for the Dig-Key Catalog for Panavise Details. 12 Volt - Ideal for Car. Van or Boat. 3-5/8" x 2-3/16" Tall x 2-1/8" Deep. Quick and Easy to Install!

## DIGI-KEY CHECKS MASTERCARD, VISA, COD'S CHECKS, MONEY ORDERS



PANASONIC DIODE CAPACITORS. Panasonic Diode Capacitors. 1% tolerance. 100V, 250V, 500V, 1000V, 2500V, 5000V, 10000V.

## PANASONIC POLYESTER CAPACITORS

Part No.	Value	Price	Part No.	Value	Price
1000	1000	1.00	1000	1000	1.00
1500	1500	1.00	1500	1500	1.00
2200	2200	1.00	2200	2200	1.00
3300	3300	1.00	3300	3300	1.00
4700	4700	1.00	4700	4700	1.00
6800	6800	1.00	6800	6800	1.00
10000	10000	1.00	10000	10000	1.00
15000	15000	1.00	15000	15000	1.00
22000	22000	1.00	22000	22000	1.00
33000	33000	1.00	33000	33000	1.00

## PANASONIC METALLIZED POLYESTER CAPACITORS

Part No.	Value	Price	Part No.	Value	Price
1000	1000	1.00	1000	1000	1.00
1500	1500	1.00	1500	1500	1.00
2200	2200	1.00	2200	2200	1.00
3300	3300	1.00	3300	3300	1.00
4700	4700	1.00	4700	4700	1.00
6800	6800	1.00	6800	6800	1.00
10000	10000	1.00	10000	10000	1.00
15000	15000	1.00	15000	15000	1.00
22000	22000	1.00	22000	22000	1.00
33000	33000	1.00	33000	33000	1.00

## PANASONIC TRIMMER POTENTIOMETERS

Part No.	Value	Price	Part No.	Value	Price
1000	1000	1.00	1000	1000	1.00
1500	1500	1.00	1500	1500	1.00
2200	2200	1.00	2200	2200	1.00
3300	3300	1.00	3300	3300	1.00
4700	4700	1.00	4700	4700	1.00
6800	6800	1.00	6800	6800	1.00
10000	10000	1.00	10000	10000	1.00
15000	15000	1.00	15000	15000	1.00
22000	22000	1.00	22000	22000	1.00
33000	33000	1.00	33000	33000	1.00

## PANASONIC RESIN DIPPED TANTALUM CAPACITORS

Part No.	Value	Price	Part No.	Value	Price
1000	1000	1.00	1000	1000	1.00
1500	1500	1.00	1500	1500	1.00
2200	2200	1.00	2200	2200	1.00
3300	3300	1.00	3300	3300	1.00
4700	4700	1.00	4700	4700	1.00
6800	6800	1.00	6800	6800	1.00
10000	10000	1.00	10000	10000	1.00
15000	15000	1.00	15000	15000	1.00
22000	22000	1.00	22000	22000	1.00
33000	33000	1.00	33000	33000	1.00

## PANASONIC MINIBOX METALIZED POLYESTER CAPACITORS

Part No.	Value	Price	Part No.	Value	Price
1000	1000	1.00	1000	1000	1.00
1500	1500	1.00	1500	1500	1.00
2200	2200	1.00	2200	2200	1.00
3300	3300	1.00	3300	3300	1.00
4700	4700	1.00	4700	4700	1.00
6800	6800	1.00	6800		

## 7400 TTL

SN7400N	16	SN7470N	29
SN7401N	16	SN7471N	29
SN7402N	16	SN7472N	29
SN7403N	18	SN7473N	35
SN7404N	18	SN7474N	35
SN7405N	20	SN7475N	35
SN7406N	20	SN7476N	35
SN7407N	20	SN7477N	35
SN7408N	20	SN7478N	35
SN7409N	20	SN7479N	35
SN7410N	18	SN7480N	35
SN7411N	25	SN7481N	35
SN7412N	25	SN7482N	35
SN7413N	40	SN7483N	35
SN7414N	70	SN7484N	35
SN7415N	25	SN7485N	35
SN7416N	25	SN7486N	35
SN7417N	25	SN7487N	35
SN7420N	20	SN7488N	35
SN7421N	29	SN7489N	35
SN7422N	30	SN7490N	35
SN7423N	25	SN7491N	35
SN7424N	29	SN7492N	35
SN7425N	29	SN7493N	35
SN7426N	29	SN7494N	35
SN7427N	25	SN7495N	35
SN7428N	39	SN7496N	35
SN7429N	39	SN7497N	35
SN7430N	29	SN7498N	35
SN7431N	25	SN7499N	35
SN7432N	25	SN7500N	35
SN7433N	25		
SN7434N	25		
SN7435N	25		
SN7436N	25		
SN7437N	25		
SN7438N	25		
SN7439N	25		
SN7440N	20		
SN7441N	89		
SN7442N	49		
SN7443N	25		
SN7444N	25		
SN7445N	25		
SN7446N	25		
SN7447N	69		
SN7448N	69		
SN7449N	25		
SN7450N	20		
SN7451N	20		
SN7452N	20		
SN7453N	20		
SN7454N	20		
SN7455N	25		
SN7456N	25		
SN7457N	25		
SN7458N	25		
SN7459N	25		
SN7460N	25		

## EXCITING NEW KITS!

### Regulated Power Supply

#### 5 to 15 VDC

- \*Full 1.5 amp at 5-10V output - Up to .5 amp at 15V output
- \*Heavy duty Volt Reg.
- \*3 terminal i.C. Volt. Reg.
- \*Heat sink provided for cooling efficiency
- \*PC Board construction
- \*120 VAC input
- \*Size: 3 3/4" x 5 1/2" x 2 1/8"

JE210 5 to 15 VDC \$19.95

## Digital Thermometer Kit

- \*Dual sensors-switching control for indoor/outdoor or dual monitoring
- \*Continuous LED .8" dot display
- \*Range: -40°F to 199°F / -40°C to 100°C
- \*Accuracy: ±1.1° nominal
- \*Set for Fahrenheit or Celsius reading
- \*Slim, walnut case - AC wall adapter incl.
- \*Size: 3-1/4" x 6-5/8" x 1-3/8" D

JE300 ..... \$39.95

## DISCRETE LEADS

XC556R	red	5/81	XC209R	red	5/81
XC556G	green	4/81	XC209G	green	4/81
XC556Y	yellow	4/81	XC209Y	yellow	4/81
XC556C	clear	4/81			

## TIME T1001 LIQUID CRYSTAL DISPLAY

4 DIGIT - 5" CHARACTERS  
THREE OPERATIONS  
200 x 1 1/2" PACKAGE  
INCLUDES CONNECTOR

T1001-Transmissive \$7.95  
T1001A-Reflective 8.25

## DISPLAY LEADS

TYPE	POLARITY	HT	PRICE	TYPE	POLARITY	HT	PRICE
MAN 1	Common Anode-red	270	2.95	MAN 6730	Common Anode-red = I	560	99
MAN 2	5 x 7 Dot Matrix-red	300	4.95	MAN 6740	Common Cathode-red = D	560	99
MAN 3	Common Cathode-red	125	2.5	MAN 6750	Common Cathode-red = I	560	99
MAN 4	Common Cathode-red	187	1.95	MAN 6760	Common Anode-red = I	560	99
MAN 7G	Common Anode-green	300	1.25	MAN 6780	Common Cathode-red = I	560	99
MAN 7H	Common Cathode-green	300	99	DL701	Common Anode-red = I	300	99
MAN 7J	Common Anode-orange	300	99	DL704	Common Cathode-red = I	300	99
MAN 7K	Common Cathode-orange	300	1.25	DL707	Common Anode-red = I	300	99
MAN 82	Common Anode-yellow	300	1.49	DL728	Common Cathode-red = I	500	1.49
MAN 84	Common Cathode-yellow	300	99	DL741	Common Anode-red = I	600	1.25
MAN 3820	Common Anode-orange	300	99	DL746	Common Anode-red = I	630	1.49
MAN 3630	Common Anode-orange = 1	300	99	DL747	Common Anode-red = I	600	1.49
MAN 3640	Common Cathode-orange	300	99	DL749	Common Cathode-red = I	630	1.49
MAN 4610	Common Anode-orange	300	99	DL750	Common Cathode-red = I	600	1.49
MAN 4640	Common Cathode-orange	400	99	DL758	Common Cathode-red = I	110	35
MAN 4710	Common Anode-red	400	99	FND70	Common Cathode	250	69
MAN 4730	Common Anode-red = 1	400	99	FND358	Common Cathode = 1	357	99
MAN 4740	Common Cathode-red	400	99	FND359	Common Cathode	357	75
MAN 4810	Common Cathode-yellow	400	99	FND503	Common Cathode(FND500)	500	99
MAN 4840	Common Cathode-yellow	400	99	FND507	Common Anode (FND510)	500	99
MAN 6610	Common Anode-orange = D	560	99	S082-7730	Common Anode-red	300	1.30
MAN 6630	Common Anode-orange = 1	560	99	H05P-3400	Common Anode-red	800	2.10
MAN 6640	Common Cathode-orange = D	560	99	H05P-3403	Common Cathode-red	800	2.10
MAN 6650	Common Cathode-orange = 1	560	99	S082-7300	4 x 7 Spt Digit-LHDP	600	19.95
MAN 6660	Common Anode-orange	560	99	S082-7302	4 x 7 Spt Digit-LHDP	600	19.95
MAN 6680	Common Cathode-orange	560	99	S082-7304	Overrange character (= 1)	600	15.00
MAN 6710	Common Anode-red = D	560	99	S082-7340	4 x 7 Spt Digit-Headalamp	600	22.50

## RCA LINEAR

CA3013T	2.15	CA3082N	2.00
CA2321T	2.48	CA3086N	1.60
CA3035T	2.48	CA3098N	1.55
CA3049T	1.35	CA3109N	3.75
CA3049R	1.30	CA3130T	1.00
CA3056T	3.25	CA3161T	1.25
CA3060N	3.25	CA3167T	1.25
CA3060T	85	CA3241N	1.00
CA3061N	2.00	CA3600N	3.50

## CALCULATOR CHIPS/DRIVERS

MMS300	\$4.95	M1408L7	\$4.95
MMS311	4.95	M1408L8	5.75
MMS312	2.95	M1408L9	2.95
MMS314	4.95	M1408L10	2.95
MMS316	3.95	M1408L11	3.95
MMS318	9.95	M1408L12	9.95
MMS319	2.95	M1408L13	6.95
MMS320	2.95	M1408L14	6.95
MMS321	9.95	M1408L15	9.95
MMS322	9.95	M1408L16	9.95

## IC SOLETRAIL - LOW PROFILE (TIN) SOCKETS

8 pin LP	1.24	25-49	50-100
14 pin LP	2.09	19	18
16 pin LP	2.21	21	20
18 pin LP	2.99	28	27
20 pin LP	3.4	32	30

## SOLDERLESS STANDARD (TIN)

14 pin ST	\$ 27	25	24
16 pin ST	30	27	25
18 pin ST	32	30	28
24 pin ST	49	45	42

## SOLDERLESS STANDARD (GOLD)

24 pin SG	\$ 70	63	57
28 pin SG	1.10	1.00	90
36 pin SG	1.65	1.45	1.25
40 pin LP	1.75	1.50	1.45

## WIRE WRAP SOCKETS

8 pin WW	\$ 39	38	31
10 pin WW	45	41	37
14 pin WW	39	38	37
16 pin WW	43	42	41
18 pin WW	75	62	62

## 1/4 WATT RESISTOR ASSORTMENTS - 5%

ASST. 1	5 ea	10 OHM	12 OHM	15 OHM	18 OHM	22 OHM	50 PCS	\$1.75
ASST. 2	5 ea	68 OHM	82 OHM	100 OHM	120 OHM	150 OHM	50 PCS	\$1.75
ASST. 3	5 ea	1.2k	1.5k	1.8k	2.2k	2.7k	50 PCS	\$1.75
ASST. 4	5 ea	2.2k	2.7k	3.3k	3.9k	4.7k	50 PCS	\$1.75
ASST. 5	5 ea	5.6k	6.8k	8.2k	10k	12k	50 PCS	\$1.75
ASST. 6	5 ea	15k	18k	22k	27k	33k	50 PCS	\$1.75
ASST. 7	5 ea	39k	47k	56k	68k	82k	50 PCS	\$1.75
ASST. 8	5 ea	1M	1.2M	1.5M	1.8M	2.2M	50 PCS	\$1.75

\$10.00 MINIMUM ORDER - U.S. Funds Only Spec Sheets - 25¢  
California Residents - Add 6% Sales Tax 1979 Catalog Available-Send 41¢ stamp

**Jameco**  
**ELECTRONICS**

MAIL ORDER ELECTRONICS - WORLDWIDE  
1021 HOWARD AVENUE, SAN CARLOS, CA 94070  
ADVERTISED PRICES GOOD THRU JUNE.

## TELEPHONE/KEYBOARD CHIPS

AY-5-9100	Push Button Telephone Dialer	\$14.95
AY-5-9200	Rotary Dialer	14.95
AY-5-9300	CMOS Clock Encoder	4.95
AY-5-2376	CMOS Keyboard Encoder (88 keys)	14.95
H00165	Keyboard Encoder (16 keys)	7.95
74C922	Keyboard Encoder (16 keys)	5.95

## ICM CHIPS

ICM7045	CMOS Precision Timer	24.95
ICM7205	CMOS LED Strobe/Timer	19.95
ICM7207	CMOS LED Strobe/Timer	19.95
ICM7209	CMOS LED Strobe/Timer	6.95
ICM7209	CMOS LED Strobe/Timer	7.50

## NMDS READ ONLY MEMORIES

MCM6571	128 X 8 X 7 ASCII Shifted with Break	13.50
MCM6572	128 X 8 X 7 Main Symbol & Pictures	13.50
MCM6575	128 X 8 X 7 Alphanumeric Control Character Generator	13.50

## MISCELLANEOUS

TL074CN	Quad Low Noise Bi-Fet Op Amp	2.49
TL494CN	Switching Regulator	4.49
TL496CP	Single Switching Regulator	1.75
TL1C90	Divide 10/11 Prescaler	19.95
95800	Hi-Speed Divid 10/11 Prescaler	11.95
4N33	Photo-Darlington Opto-Isolator	3.95
MK50240	Opto-Frag. Generator	17.50
DS0026CH	5MHz 2-phase CMOS clock driver	3.75
ICM7209	277 read mem. display, logic chip	10.50
MMS320	TV Camera Sync. Generator	14.95
MMS330	4 1/2 Digit DPM Logic Block (Special)	3.95
LD110/111	3 Digit A/O Converter Set	25.00/set

## LITRONIX ISO-LIT 1

Photo Transistor Opto-Isolator (Same as MCT 2 or 4N25)  
**2/99¢**

## TV GAME CHIP AND CRYSTAL

AY-5-9500-1 and 2.01 MHZ Crystal (Chip & Crystal) includes display, 6 games and select angles, etc. **7.95/set**

## EXAR

XR205	\$8.40	XR2242CP	1.50
XR210	4.40	XR2264	4.25
XR215	4.40	XR2566	3.20
XR220	1.55	XR2567	2.99
XR-LESS	1.50	JE2206KA	14.95
XR555	.39	XR1800	3.20
XR556	.99	XR2206	4.40
XR567CP	.99	XR2207	3.85
XR567CT	1.25	XR2208	5.20
XR567LP	1.25	XR2209	1.50
XR1468CN	3.85	XR2211	5.25
XR1488	1.39	XR2212	4.35
XR1489	1.39	XR2240	3.45
		XR2411	1.47

## DIODES

TYPE	VOLTS V	PRICE	TYPE	VOLTS V	PRICE
1N4745	3.3	400m	1N4002	100 PIV 1 AMP	12/100
1N4746	3.3	400m	1N4004	400 PIV 1 AMP	12/100
1N4751	5.1	400m	1N4005	600 PIV 1 AMP	18/100
1N4752	5.6	400m	1N4006	800 PIV 1 AMP	18/100
1N4753	6.2	400m	1N4007	1000 PIV 1 AMP	10/100
1N4754	6.8	400m	1N3600	50 200m 6/100	6/100
1N4757	9.0	400m	1N4148	75 10m 15/100	15/100
1N4759	12.0	400m	1N4154	35 10m 12/100	12/100
1N4763	15.0	400m	1N4155	82 10m 12/100	12/100
1N4765	15.0	400m	1N4734	5.6 10m 28	28
1N4766	15.0	400m	1N4735	5.6 2 1w 28	28
1N4767	15.0	400m	1N4736	5.6 1 1w 28	28
1N4768	15.0	400m	1N4737	5.6 1 1w 28	28
1N4769	15.0	400m	1N4738	5.6 1 1w 28	28
1N4770	15.0	400m	1N4739	5.6 1 1w 28	28
1N4771	15.0	400m	1N4740	5.6 1 1w 28	28
1N4772	15.0	400m	1N4741	5.6 1 1w 28	28
1N4773	15.0	400m	1N4742	5.6 1 1w 28	28
1N4774	15.0	400m	1N4743	5.6 1 1w 28	28
1N4775	15.0	400m	1N4744	5.6 1 1w 28	28
1N4776	15.0	400m	1N4745	5.6 1 1w 28	28
1N4777	15.0	400m	1N4		





DIODES/ZENERS			
QTY.			
1N914	100v	10mA	.05
1N4005	600v	1A	.08
1N4007	1000v	1A	.15
1N4148	75v	10mA	.05
1N4733	5.1v	1 W Zenner	.25
1N4749	24v	1W	.25
1N753A	6.2v	500 mW Zener	.25
1N758A	10v	"	.25
1N759A	12v	"	.25
1N5243	13v	"	.25
1N5244B	14v	"	.25
1N5245B	15v	"	.25
1N5349	12v	3W	.25

SOCKETS/BRIDGES			
QTY.			
8-pin	pcb	.16 ww	.35
14-pin	pcb	.20 ww	.40
16-pin	pcb	.25 ww	.45
18-pin	pcb	.30 ww	.95
20-pin	pcb	.35 ww	1.05
22-pin	pcb	.40 ww	1.15
24-pin	pcb	.45 ww	1.25
28-pin	pcb	.50 ww	1.35
40-pin	pcb	.55 ww	1.45
Molex pins	.01 To-3 Sockets		.35
2 Amp Bridge	100-prv		.95
25 Amp Bridge	200-prv		1.50

TRANSISTORS, LEDS, etc.			
QTY.			
2N2222M	(2N2222 Plastic .10)		.15
2N2222A			.19
2N2907A	PNP		.19
2N3906	PNP (Plastic)		.19
2N3904	NPN (Plastic)		.19
2N3054	NPN		.55
2N3055	NPN 15A 60v		.60
T1P125	PNP Darlington		1.95
LED Green,	Red,	Clear,	Yellow
D.L. 747	7 seg 5/8" High com-anode		1.95
MAN72	7 seg com-anode (Red)		1.25
MAN3610	7 seg com-anode (Orange)		1.25
MAN82A	7 seg com-anode (Yellow)		1.25
MAN74	7 seg com-cathode (Red)		1.50
FND359	7 seg com-cathode (Red)		1.25

9000 SERIES			
QTY.		QTY.	
9301	.85	9322	.65
9309	.50	9601	.30
		9602	.45

C MOS							
QTY.		QTY.		QTY.		QTY.	
4000	.15	4017	.75	4034	2.45	4069/74C04	.45
4001	.20	4018	.75	4035	.75	4071	.25
4002	.25	4019	.35	4037	1.80	4081	.30
4004	3.95	4020	.85	4040	.75	4082	.30
4006	.95	4021	.75	4041	.69	4507	.95
4007	.25	4022	.75	4042	.65	4511	.95
4008	.75	4023	.25	4043	.50	4512	1.50
4009	.35	4024	.75	4044	.65	4515	2.95
4010	.35	4025	.25	4046	1.25	4519	.85
4011	.30	4026	1.95	4047	2.50	4522	1.10
4012	.25	4027	.35	4048	1.25	4526	.95
4013	.40	4028	.75	4049	.65	4528	1.10
4014	.75	4029	1.15	4050	.45	4529	.95
4015	.75	4030	.30	4052	.75	MC14409	14.50
4016	.35	4033	1.50	4053	.95	MC14419	4.85
				4066	.75	74C151	2.50

MICRO's, RAMS, CPU's, E-PROMS	
QTY.	
8T13	2.50
8T23	2.50
8T24	3.00
8T97	1.75
74S188	3.00
1488	1.25
1489	1.25
1702A	4.50
AM 9050	4.00
ICM 7207	6.95
ICM 7208	13.95
MPS 6520	10.00
MM 5314	4.00
MM 5316	4.50
MM 5387	3.50
MM 5369	2.95
TR 1602B	3.95
UPD 414	4.95
Z 80 A	22.50
Z 80	17.50
Z 80 P10	10.50
2102	1.45
2102L	1.75
2107B-4	4.95
2114	9.50
2513	6.25
2708	11.50
2716 D.S.	34.00
2716 (5v)	69.00
2758 (5v)	26.95
3242	10.50
4116	11.50
6800	13.95
6850	7.95
8080	7.50
8085	22.50
8212	2.75
8214	4.95
8216	3.50
8224	4.25
8228	6.00
8251	7.50
8253	18.50
8255	8.50
TMS 4044	9.95

- T T L -							
QTY.		QTY.		QTY.		QTY.	
7400	.20	7492	.45	74H20	.25	74LS76	.70
7401	.20	7493	.35	74H21	.25	74LS86	.95
7402	.20	7494	.75	74H22	.40	74LS90	.85
7403	.20	7495	.60	74H30	.30	74LS93	.85
7404	.20	7496	.80	74H40	.35	74LS96	2.80
7405	.35	74100	1.15	74H50	.30	74LS107	.90
7406	.25	74107	.35	74H51	.30	74LS109	1.50
7407	.55	74121	.35	74H52	.20	74LS123	1.95
7408	.20	74122	.55	74H53	.25	74LS138	2.00
7409	.25	74123	.55	74H55	.25	74LS151	.95
7410	.20	74125	.45	74H72	.35	74LS153	1.15
7411	.25	74126	.45	74H74	.35	74LS157	1.15
7412	.25	74132	.75	74H101	.95	74LS160	1.15
7413	.45	74141	.90	74H103	.55	74LS164	2.90
7414	.75	74150	.85	74H106	1.15	74LS193	2.00
7416	.25	74151	.95	74L00	.30	74LS195	1.15
7417	.40	74153	.95	74L02	.30	74LS244	2.90
7420	.25	74154	1.15	74L03	.35	74LS259	1.50
7426	.25	74156	.70	74L04	.40	74LS298	1.50
7427	.25	74157	.65	74L10	.30	74LS367	1.95
7430	.20	74161/9316	.75	74L20	.45	74LS368	1.25
7432	.30	74163	.85	74L30	.55	74LS373	2.50
7437	.20	74164	.75	74L47	1.95	74S00	.45
7438	.30	74165	1.10	74L51	.65	74S02	.45
7440	.20	74166	1.75	74L55	.85	74S03	.35
7441	1.15	74175	.90	74L72	.65	74S04	.35
7442	.55	74176	.95	74L73	.70	74S05	.45
7443	.45	74177	1.10	74L74	.75	74S08	.45
7444	.45	74180	.95	74L75	1.05	74S10	.45
7445	.75	74181	2.25	74L85	2.00	74S11	.45
7446	.70	74182	.75	74L93	.75	74S20	.35
7447	.70	74190	1.25	74L123	1.95	74S22	.55
7448	.50	74191	1.25	74LS00	.40	74S40	.30
7450	.25	74192	.75	74LS01	.40	74S50	.30
7451	.25	74193	.85	74LS02	.45	74S51	.35
7453	.20	74194	.95	74LS03	.45	74S64	.15
7454	.25	74195	.95	74LS04	.45	74S74	.70
7460	.40	74196	.95	74LS05	.45	74S112	.60
7470	.45	74197	.95	74LS08	.45	74S114	.85
7472	.40	74198	1.45	74LS09	.45	74S133	.85
7473	.25	74221	1.50	74LS10	.45	74S140	.75
7474	.30	74298	1.50	74LS11	.45	74S151	.95
7475	.35	74367	1.35	74LS20	.45	74S153	.95
7476	.40	75491	.65	74LS21	.45	74S157	.98
7480	.75	75492	.65	74LS22	.45	74S158	.80
7481	.85	74H00	.20	74LS32	.50	74S194	1.50
7482	.95	74H01	.30	74LS37	.45	74S196	2.00
7483	.95	74H04	.30	74LS38	.65	74S257 (81 23)	2.50
7485	.75	74H05	.25	74LS40	.70	8131	2.75
7486	.55	74H08	.35	74LS42	.95		
7489	1.05	74H10	.35	74LS51	.75		
7490	.55	74H11	.25	74LS74	.95		
7491	.70	74H15	.45	74LS75	1.20		

I <sup>2</sup> L, LINEARS, REGULATORS, ETC.							
QTY.		QTY.		QTY.		QTY.	
MCT2	.95	LM320K24	1.65	LM373	3.95		
8038	3.95	LM320T5	1.65	LM377	3.95		
LM201	.75	LM320T12	1.65	78L05	.75		
LM301	.45	LM320T15	1.65	78L12	.75		
LM308	.65	LM323K	5.95	78L15	.75		
LM309H	.85	LM324	1.25	78M05	.75		
LM309 (340K-5)	1.50	LM339	.75	LM380 (8-14 Pin)	1.15		
LM310	.85	7805 (340T5)	1.15	LM709 (8-14 Pin)	.45		
LM311 (8-14 Pin)	.75	LM340T12	.95	LM711	.45		
LM318	1.50	LM340T15	.95	LM723	.40		
LM320H6	.79	LM340T18	.95	LM725	2.50		
LM320H15	.79	LM340T24	.95	LM739	1.50		
LM320H24	.79	LM340K12	1.25	LM741 (8-14)	.45		
7905 (LM320K5)	1.65	LM340K15	1.25	LM747	1.10		
LM320K12	1.65	LM340K18	1.25	LM1307	1.75		
LM320K15	1.65	LM340K24	1.25	LM1458	.65		

# INTEGRATED CIRCUITS UNLIMITED

7889 Clairemont Mesa Blvd., San Diego, California 92111  
 Out of State 1-800-854-2211 Cable Address: ICUSD Telex: 697-827  
 (714) 278-4394 California Residents 1-800-542-6239

NAME \_\_\_\_\_  
 STREET ADDRESS \_\_\_\_\_  
 CITY \_\_\_\_\_ STATE \_\_\_\_\_ ZIP \_\_\_\_\_  
 PHONE \_\_\_\_\_ CHARGE CARD # \_\_\_\_\_ AE Visa BA MC \_\_\_\_\_ EXP. DATE \_\_\_\_\_

LM3900	.95
LM75451	.65
NE555	.45
NE556	.85
NE565	1.15
NE566	1.25
NE567	.95
TA7205	6.95
76477	2.95
95H90	9.95

## SPECIAL DISCOUNT

Total Order	Deduc
\$35-\$99	10%
\$100-\$300	15%
\$301-\$1000	20%

C.O.D. \_\_\_\_\_ WILL CALL \_\_\_\_\_ UPS \_\_\_\_\_ POST \_\_\_\_\_ NET 10th OF THE MONTH \_\_\_\_\_ PO # \_\_\_\_\_  
 ALL ORDERS SHIPPED PREPAID - NO MINIMUM - COD ORDERS ACCEPTED - ALL ORDERS SHIPPED SAME DAY  
 OPEN ACCOUNTS INVITED - California Residents add 6% Sales Tax. PRICES SUBJECT TO CHANGE WITHOUT NOTICE.  
 24 Hour Phone Service - We accept American Express / Visa / BankAmericard / Master Charge

# Active Electronic Sales Corp.

### LINEAR I.C.'S

LM324N	.49	Quad Op Amp
LM339N	.49	Quad Comparator
LM555N-8	.29	Timer
LM555N 14	.59	Dual Timer
LM723C V	.34	Voltage Regulator
LM723C-H	.39	Voltage Regulator
LM741CH	.37	Op Amp
LM741CN-8	.24	Op Amp
LM1458 V-8	.39	Dual Op Amp

### MICROCOMPUTER BOARDS

#### SYM-1 MICROCOMPUTER BOARD

- Hardware compatibility with KIM-1
- Standard interfaces include audio cassette with remote control; both 8 bytes/second (KIM) and 185 bytes/second (SYM-1) cassette formats. TTY and RS232 system expansion bus. TV/KB expansion board interface. four I/O buffers. and an oscilloscope single-line display.
- Single +5V power requirements.

**SYM-1 \$329.00**

#### NEC MICROCOMPUTER TK-80A

- The TK-80A is a complete microcomputer on a board, based on the industry standard 8080A. The board has both 1K RAM and 1K Electrically Erasable PROM expandable to 4K x 8 and 8K x 8, respectively, on-board. It also features 300 or 1200 baud cassette interface, the Kansas Jilly type, and three 8-Bit Programmable I/O Ports (24 lines). Keypad with 25 real keys (not a glorified calculator keypad) and 8 big, bright 1/2" digits for display are also included.

**TK-80A \$299.00**

### Features.....

#### BRAND NEW!

1979  
**IC MASTER**  
**2500**  
pages



Complete integrated circuit data selector. Master guide to the latest I.C.'s including microprocessors and consumer circuits.

Free Quarterly Updates **\$39.95**

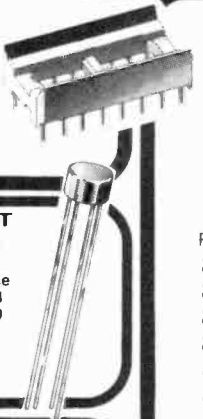
### Texas Instruments Low Profile Sockets



Finest Quality Socket available in the world. Nobody can match Texas Instruments quality — a unique combination of I.C. technology and multi-metal expertise.

Over one million pieces in stock.

Contacts	Price	Contacts	Price
8 PIN	.08	22 PIN	.22
14 PIN	.12	24 PIN	.24
16 PIN	.14	28 PIN	.28
18 PIN	.18	40 PIN	.40
20 PIN	.20		



### MICROPROCESSOR CHIPS

Part No.	Price
8080A	5.50
6800	7.95

### INTERFACE SUPPORT CIRCUITS

Part No.	Price	Part No.	Price
8212	1.98	8255	4.95
8214	3.95	8257	10.95
8216	1.98	8259	14.95
8224	2.75		
8226	1.98	6810	3.95
8228	3.98	6820	3.95
8238	3.98	6821	3.95
8251	5.50	6850	4.95
8253	14.95	6852	4.95

### MOS Static RAM's

Part No.	Price
2101	\$2.45
2102LFPC	<del>\$1.19</del> \$1.14
2102-1PC	<del>\$0.99</del> 0.94
2114	<del>\$7.50</del> \$6.99
2114	\$6.50

### MOS Dynamic RAM's

Part No.	Price
4K 4027	\$2.95
16K 416-3	\$9.95
16K 416-5	\$7.95

### UART's

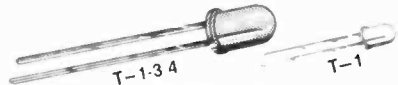
Part No.	Price
AY5-1013A	<del>\$4.95</del> \$4.50
AY3-1015	<del>\$5.95</del> \$5.50

### 1K CMOS RAM

Part No.	Price
5101	\$4.95
5101	\$3.95

### L.E.D. LAMPS

LED209	T-1 3mm Red	.09
LED211	T-1 3mm Green	.14
LED212	T-1 3mm Yellow	.13
LED220	T-1-3/4 5mm Red	.11
LED222	T-1-3/4 5mm Green	.15
LED224	T-1-3/4 5mm Yellow	.14



### DISPLAYS

FND357	.375"	Common Cathode	<del>\$2.99</del>	\$1.09
FND500	.500"	Common Cathode	<del>\$3.99</del>	\$1.09
FND507	.500"	Common Anode	<del>\$3.99</del>	\$1.09
FND567	.500"	Common Anode	<del>\$2.99</del>	\$1.29
DL747	.630"	Common Anode	<del>\$2.99</del>	\$2.49
DL704	.300"	Common Cathode	<del>\$1.99</del>	\$1.29
DL707	.300"	Common Anode	<del>\$1.99</del>	\$1.29

### ISOLATORS

TIL112	Opto Isolator 1500V	<del>\$0.99</del>	\$0.49
MCT6	Dual Opto Isolator 1500V	<del>\$1.99</del>	\$1.29

### GENERAL INSTRUMENT

1 Amp Rectifiers (Epoxy)		1.5 Amp Single Phase Silicon Bridge Rectifiers	
Part No.	Price	Part No.	Price
1N4001	50V .029	W06M	600V .34
1N4002	100V .039	W08M	800V .39
1N4002	200V .045		
1N4004	400V .049		
1N4005	600V .055		
1N4006	800V .065		
1N4007	1000V .07		

### CMOS I.C.'S

CD4000BE	17	CD4023BE	17	CD4052BE	54	CD4516BE	69
CD4001BE	17	CD4024BE	49	CD4053BE	54	CD4518BE	79
CD4002BE	17	CD4025BE	17	CD4066BE	44	CD4520BE	69
CD4007BE	17	CD4026BE	\$1.39	CD4068BE	21	CD4522BE	99
CD4008BE	75	CD4027BE	39	CD4070BE	29	CD4526BE	99
CD4009BE	39	CD4028BE	57	CD4071BE	21	CD4527BE	\$1.09
CD4010BE	39	CD4029BE	74	CD4072BE	21	CD4531BE	74
CD4011BE	17	CD4030BE	35	CD4073BE	21	CD4532BE	\$1.19
CD4012BE	17	CD4033BE	\$1.45	CD4075BE	21	CD4539BE	99
CD4013BE	32	CD4034BE	\$2.25	CD4077BE	25	CD4555BE	65
CD4014BE	73	CD4035BE	64	CD4078BE	21	CD4556BE	65
CD4015BE	69	CD4040BE	74	CD4082BE	21	CD4581BE	\$2.25
CD4016BE	35	CD4041BE	74	CD4104BE	\$2.25	CD4582BE	79
CD4017BE	62	CD4042BE	59	CD4508BE	\$2.25	40160PC	89
CD4018BE	69	CD4043BE	57	CD4510BE	88	40161PC	99
CD4019BE	39	CD4044BE	35	CD4511BE	99	40174PC	89
CD4020BE	69	CD4049BE	33	CD4512BE	59	40175PC	89
CD4021BE	69	CD4050BE	33	CD4514BE	\$1.95	40192PC	\$1.19
CD4022BE	69	CD4051BE	54	CD4515BE	\$1.95	40193PC	\$1.19



Z80-CTC	\$10.90
Z80A-CTC	\$13.10
Z80-DMA	\$32.20
Z80-SIO/0	\$45.00
Z80A-SIO/0	\$50.00
Z80-CPU	\$13.60
Z80A-CPU	\$16.20
Z80-PIO	\$10.90
Z80A-PIO	\$13.10
Z80-SIO/2	\$45.00
Z80A-SIO/2	\$50.00

### P.O. BOX 1035 FRAMINGHAM, MASSACHUSETTS 01701

Over-the-counter sales,  
12 Mercar Rd., Natick, Mass 01760  
Behind Zayres on Rte. 9  
Telephone Orders & Enquiries: (617) 879-0077

MINIMUM ORDER \$10.00 • ADD \$2.00 TO COVER POSTAGE & HANDLING

Foreign customers please remit payment on an international bank draft or international postal money order in American dollars.

#### IN CANADA

5651 FERRIER ST.  
MONTREAL, QUEBEC  
H4P 2K5  
Tel: (514) 735-6425

4800 DUFFERIN ST.  
DOWNSVIEW, ONTARIO  
M3H 5S9  
Tel: (416) 861-1115

BAXTER CENTRE  
1050 BAXTER ROAD  
OTTAWA, ONTARIO  
K2C 3P2  
Tel: (613) 820-9471

VANCOUVER  
OPENING  
SUMMER 1979





Same day shipment, Fl st line parts only. Factory tested. Guaranteed money back. Quality IC's and other components at factory prices.

INTEGRATED CIRCUITS

Table listing various integrated circuits such as 7400TTL, 7400N, 7400M, 7404N, etc., with their respective part numbers and prices.

CLOCK MODULES Complete alarm clocks ready to hook up with transformer and switches. Very compact with 30 and 84 digits.

Table listing clock modules like MA100A, MA100B, MA100C, etc., with prices.

IC SOCKETS Solder Tin Low Profile Pin 1 Up Pin 1 Up

Table listing IC sockets like MA100A, MA100B, MA100C, etc., with prices.

CONTINENTAL SPECIALIES in stock

Table listing various electronic components like PROM, EPROM, etc., with prices.

CONVERTERS A to D CONVERTER

Table listing converters like 74ALS50 TTL, 74ALS50N, etc., with prices.

MEMORY RAM

Table listing memory chips like 2101-1, 2102-1, etc., with prices.

CONNECTORS

Table listing connectors like 48 pin edge, 100 pin edge, etc., with prices.

KEYBOARD ENCLOSURES

Table listing keyboard enclosures like MA100, MA100B, etc., with prices.

IC TESTERS

Table listing IC testers like MA100, MA100B, etc., with prices.

TRANSISTORS

Table listing various transistors with prices.

RCA Cosmac Super Elf Computer \$106.95

Compare features before you decide to buy any other computer. There is no other computer on the market today that has all the desirable benefits of the Super Elf for so little money.

The Super Elf includes a ROM monitor for program loading, editing and execution with SINGLE STEP for program debugging which is not included in others at the same price.

An RCA 1861 video graphics chip allows you to connect to your own TV with an inexpensive video modulator to do graphics and games.

A 24 key HEX keyboard includes 16 HEX keys plus load, reset, run, wait, input, memory programs.

Super Expansion Board with

This is truly an astounding value! This board has been designed to allow you to decide how you want it optioned. The Super Expansion Board comes with 4K of low power RAM fully addressable anywhere in 64K with built-in memory protect and a cassette interface.

A 1K Super ROM Monitor \$19.95 is available as an on board option in 2708 EPROM which has been preprogrammed with a program loader/editor and error checking multi file cassette read/write software.

The Power Supply Kit for the Super Expansion Board is a 5 amp supply with multiple positive and negative voltages \$29.95. Add \$4.00 for shipping. Prepunched frame \$5.00. Case \$10.00. Add \$1.50 for shipping.

test, monitor select and single step.

Remember, other computers only offer Super Elf features at additional cost or not at all. Compare before you buy. Super Elf Kit \$106.95, High address option \$8.95, Low address option \$9.95.

Questdata, a 12 page monthly software publication for 1802 computer users is available by subscription for \$12.00 per year.

Tiny Basic for ANY 1802 System

Cassette \$10.00. On ROM \$38.00. Super Elf Owners, 30% off. Object code listing with manual \$5.00. Object list, manual and paper tape \$10.00. Original ELF Kit \$14.95.

Cassette Interface \$89.95

Improvements and revisions are easily done with the monitor. If you have the Super Expansion Board and Super Monitor the monitor is up and running at the push of a button.

Other on board options include Parallel Input and Output Ports with full handshake. They allow easy connection of an ASCII keyboard to the input port. RS 232 and 20 ma Current Loop for teletype or other device are on board and if you need more memory there are two S-100 slots for static RAM or video boards. A Godbout 8K RAM board is available for \$135.00. Also a 1K Super Monitor version 2 with video driver for full capability display with Tiny Basic and a video interface board. Parallel I/O Ports \$9.85, RS 232 \$4.50, TTY 20 ma I/F \$1.95, S-100 \$4.50. A 50 pin connector set with ribbon cable is available at \$12.50 for easy connection between the Super Elf and the Super Expansion Board.

The Power Supply Kit for the Super Expansion Board is a 5 amp supply with multiple positive and negative voltages \$29.95. Add \$4.00 for shipping. Prepunched frame \$5.00. Case \$10.00. Add \$1.50 for shipping.

Auto Clock Kit \$15.95

DC clock with 4-50" displays. Uses National MA-1012 module with alarm option. Includes light dimmer, crystal timebase PC boards. Fully regulated, comp. instrs. Add \$3.95 for beautiful dark gray case. Best value anywhere.

RCA Cosmac VIP Kit \$229.00

Video computer with games and graphics. Fully assem. and test. \$249.00

Not a Cheap Clock Kit \$14.95

Includes everything except case. 2-PC boards. 6-50" LED Displays. 5314 clock chip, transformer, all components and full instructions. Orange displays also avail. Same kit w/ 30" displays. Red only. \$21.95 Case \$11.75

60 Hz Crystal Time Base Kit \$4.40

Converts digital clocks from AC line frequency to crystal time base. Outstanding accuracy. Kit includes: PC board, IC, crystal, resistors, capacitors and trimmer.

Digital Temperature Meter Kit

Indoor and outdoor. Switches back and forth. Beautiful. 50" LED readouts. Nothing like it available. Needs no additional parts for complete, full operation. Will measure -100 to +200°F, tenths of a degree, air or liquid. Very accurate. \$39.95

NiCad Battery Fixer/Charger Kit

Opens shorted cells that won't hold a charge and then charges them up, all in one kit w/ full parts and instructions. \$7.25

PROM Eraser Will erase 25 PROMs in 15 minutes. Ultraviolet, assembled \$34.50

Rockwell AIM 65 Computer

6502 based single board with full ASCII keyboard and 20 column thermal printer. 20 char. alphanumeric display, ROM monitor, fully expandable. \$375.00. 4K version \$450.00. 4K Assembler \$85.00. 8K Basic Interpreter \$100.00. Power supply assembled in case \$60.00.

Multi-volt Computer Power Supply

8v 5 amp, ±18v .5 amp, 5v 1.5 amp, -5v 1 amp, 12v 5 amp, -12 optlon. ±5v, ±12v are regulated. Kit \$29.95. Kit with punched frame \$34.95. Woodgrain case \$10.00.

Video Modulator Kit \$8.95

Convert your TV set into a high quality monitor without affecting normal usage. Complete kit with full instructions.

2.5 MHz Frequency Counter Kit \$37.50

Complete kit less case \$37.50

30 MHz Frequency Counter Kit \$47.75

Complete kit less case \$47.75

Stopwatch Kit \$26.95

Full six digit battery operated. 2-5 volts. 3.2768 MHz crystal accuracy. Times to 59 min., 59 sec., 99 1/100 sec. Times std., split and Transfer. 7205 chip, all components minus case. Full instructions.

Hickok 3 1/2 Digit LCD Multimeter

Batt/AC oper. 0.1mv-1000v. 5 ranges. 0.5% acc. Resistance 6 cur. low power ranges 0.1 ohm-20M ohm. DC curr. .01 to 100ma. Hand held. 1/2" LCD displays, auto zero, polarity, over-range. \$74.95.

S-100 Computer Boards

Table listing S-100 computer boards like 8K Static RAM Kit, 16K Static RAM Kit, etc., with prices.

TERMS: \$5.00 min. order U.S. Funds. Calif residents add 6% tax. BankAmericard and Master Charge accepted. Shipping charges will be added on charge cards.



# Radio Shack: No. 1 Parts Place

## Low Prices and New Items Everyday!

ELECTRONICS Market Place

Top-quality devices, fully functional, carefully inspected. Guaranteed to meet all specifications, both electrically and mechanically. All are made by well-known American manufacturers, and all have to pass manufacturer's quality control procedures. These are not rejects, not fallouts, not seconds. In fact, there are none better on the market! Always count on Radio Shack for the finest quality electronic parts!

### TTL and CMOS Logic ICs

Full-Spec Devices  
Direct from  
Motorola and  
National Semiconductor



Type	Cat. No	ONLY
7400	276-1801	35¢
7402	276-1811	39¢
7404	276-1802	35¢
7406	276-1821	49¢
7410	276-1807	39¢
7413	276-1815	79¢
7420	276-1809	39¢
7427	276-1823	49¢
7432	276-1824	49¢
7441	276-1804	99¢
7447	276-1805	99¢
7448	276-1816	99¢
7451	276-1825	39¢
7473	276-1803	49¢
7474	276-1818	49¢
7475	276-1806	79¢
7476	276-1813	59¢
7485	276-1826	1.19
7486	276-1827	49¢
7490	276-1808	79¢
7492	276-1819	69¢
74123	276-1817	99¢
74145	276-1828	1.19
74150	276-1829	1.39
74154	276-1834	1.29
74192	276-1831	1.19
74193	276-1820	1.19
74194	276-1832	1.19
74196	276-1833	1.29
4001	276-2401	49¢
4011	276-2411	49¢
4012	276-2412	69¢
4013	276-2413	89¢
4017	276-2417	1.49
4020	276-2420	1.49
4021	276-2421	1.49
4023	276-2423	69¢
4027	276-2427	89¢
4028	276-2428	1.29
4046	276-2446	1.69
4049	276-2449	69¢
4050	276-2450	69¢
4051	276-2451	1.49
4066	276-2466	99¢
4070	276-2470	69¢
4511	276-2447	1.69
4518	276-2480	1.49
4543	276-2491	1.89

### SN-76477 Sound/Music Synthesizer IC

**299** Featured in Oct. Popular Electronics

Creates almost any type of sound — music to "gunshots"! Built-in audio amp. Includes 2 VCO's, LF osc., noise gen., filter, 2 mixers, envelope modulator, logic circuit. 28-pin DIP. With data/appl. circuits. 276-1765 ..... 2.99

### NEW Mercury Tilt Switch

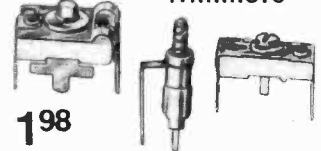
• Hermetically Sealed  
• Perfect for Alarm Circuits



**89¢** Actual Size!


Subminiature position-detecting switch for use in projects or special applications. Switch is normally closed when upright, opens when tilted more than 45°. Rated 100mA at 24VDC. 275-025 ..... 89¢

### NEW 15 Ceramic Trimmers



Assorted low-loss RF trimmer capacitors. May include both compression and piston types rated up to 500VDC with maximum capacity values of 3 to 100 pF. 272-805 ..... Pkg. of 15/1.98


### Top-Quality IC and PCB Accessories



- ⓐ PC Board. Mounts two 14 or 16-pin ICs or sockets for bread boarding. Copper clad. 2 1/2 x 5 x 1 1/16". 276-151 ..... 2.99
- ⓑ PC Board. Mounts single 14 or 16-pin IC or socket. 276-024 ..... Pkg. of 2 99¢
- ⓒ 16-Pin IC Test Clip. 276-1951 ..... 3.99
- ⓓ 16-Pin DIP Header. With snap-on cover. 276-1980 ..... 1.29
- ⓔ 8-Position DIP Switch. 275-1301 ..... 1.99
- ⓕ 4-Position DIP Switch. (Not shown.) 275-1304 ..... 1.49
- ⓖ Vertical 16-pin Socket. For LED displays. 276-1986 ..... 1.49
- ⓓ 16-Pin DIP Jumper Cable. 18" long. 276-1976 ..... 3.99

### NEW DPDT Dual Inline Relay

Fits Std. 14-Pin IC Socket



**449** Subminiature relay is designed for use with TTL or CMOS circuitry. Contacts rated 1A at 125VAC. Coil requires 5VDC. Coil resistance: 50 ohms. 275-215 ..... 4.49

### SALE Handheld 6-Digit Frequency Counter

Reg. 99.95 **69.95**

- Lead Zero Blanking
- 100 Hz Up to 45 MHz
- kHz and MHz Decimals

Accuracy is 3 ppm at 25°C or less than 30 Hz at 10 MHz. Overload-protected 1-meg input. Sensitivity, 30 mV up to 30 MHz. 3x4 1/2". With mini-rod antenna, leads, case, instructions. Requires 9V battery. 22-351 ..... Sale 69.95  
AC Adapter. U.L. listed. 65-731 ..... 4.95



### Digital IC Logic Probe 24.95

Multi-Logic Family Compatibility from 5-15VDC

Detects one-shot low repetition rate, narrow pulses scopes miss. Combines level detector, pulse detector and pulse stretcher. Hi-LED indicates logic "1". Lo-LED is logic "0". Push LED displays pulse transitions to 300 nanoseconds, blinks at 3 Hz for high-frequency signals (up to 1.5 MHz). With cables. 22-300 ..... 24.95



### MC14553 3-Digit BCD Counter IC

For Low-Cost Digital Readout

CMOS chip replaces over 8 separate IC's in a digital display circuit. Input pulse shaping. Master reset pin. 16-pin DIP. 276-2498 ..... 2.99

### RAM Memory ICs

Under 450 nS Access Time

2102 1024 x 1 Array. Low-cost static memory chip. 16-pin DIP. Buy 8 and save!  
276-2501 ..... 2.49 Ea. or 8/14.95  
2114L 1024 x 4 Array. NMOS static RAM. 18-pin DIP. 276-2504 ..... 12.95

### Custom Printed Circuit Board Kit



Everything you need for making high-quality custom PC boards.  
276-1576 ..... 7.95  
Extra Resist Pen. 276-1530 ..... 1.29  
Extra Etching Solution. 276-1535 ..... 2.19

### Computer Data Manuals & Semiconductor Handbook

- ⓐ Intel 8080/8085 Programming Manual. Handy reference for programming with Intel's assembly language. 62-1377 ..... 3.95
- ⓑ Intel Memory Design Handbook. Explains use of Intel's memory components and support circuits in systems. 62-1378 ..... 3.95
- ⓒ Intel Data Catalog. 928 pages of specifications on most of Intel's standard microcomputer-related products. 62-1379 ..... 4.95
- ⓓ Semiconductor Reference and Application Handbook. Complete specs and applications for popular IC transistors, diodes. 276-4002 ..... 1.95

### NEW LEDs

- Tri-Color
- Red Flasher




ⓐ Displays red, green, yellow. Uniform light output of 0.6 mcd. Forward voltage: 2.2VDC. Max. current: 25mA. T-1 1/4 case style ..... 1.39  
276-035 ..... 1.39  
ⓑ Operates directly from 5VDC power source. Pulse rate: 3 Hz. Max. current: 20 mA at 5VDC. 276-036 ..... 1.29



### Digital Project Accessories

- ⓐ Bezel with Lens. High-contrast filter for LED displays 3 3/4" x 1" lens opening. 270-301 ..... 3.95
- ⓑ Deluxe Molded Display Case. Red lens. Mount up to four 0.6" or eight 0.3" LED digits. With brackets. 1 3/4" x 3 1/4" x 4 1/2" ..... 3.95  
270-285 ..... 3.95
- ⓒ MA 1003 Clock Case. For car clock modules. Accepts 3 pushbutton switches (not inc.). With brackets, blue lens. 3 1/2" x 2 1/2" ..... 5.95

### Molded Connectors



Rated 8A @ 250V. Standard .093" pin diameter.

Fig	Pins	Type	Cat. No	Each	Fig	Pins	Type	Cat. No	Each
A	4	Male	274-224	99¢	B	4	Female	274-234	99¢
A	6	Male	274-226	1.19	B	6	Female	274-236	1.19
A	9	Male	274-229	1.39	B	9	Female	274-239	1.39
A	12	Male	274-232	1.49	B	12	Female	274-242	1.49

2-Pin Male & Female. (Not shown) 274-222 ..... Pair 89¢

**WHY WAIT FOR MAIL ORDER DELIVERY?  
IN STOCK NOW AT OUR STORE NEAR YOU!**

# Radio Shack®

A DIVISION OF TANDY CORPORATION • FORT WORTH, TEXAS 76102  
OVER 7000 LOCATIONS IN NINE COUNTRIES

Prices may vary at individual stores and dealers

# POLY PAKS GIANT INFLATION FIGHTIN' MONEY SAVING

# "ONE CENTERS"

THIS SALE IS OFFERED BY POLY PAKS EXCLUSIVELY

SALE

## HOW TO ORDER

When ordering, always use catalog number, type no., the name of the magazine you are ordering from and the month.

## 40 CHANNEL CB BOARD

Only \$9.99  
2 for \$10

Poly Paks buys up factory close-out from Huginn & McGinn. Boards have Hiteknit 9 Watt Amp Chip, RF and Mod. Transistor, and National Semi MM-series PLL. May be used for 10 meter conversion. See 6 month review "Hiteknit" in 71 Mag. This purchase makes it an offer you can't refuse.  
Cat. No. 92CU5480

## "BEEM-O-LIGHT"

### LASER DIODES

LASD-59 style. N type. Designed in heterojunction Coax structure for PLRSE mode operation. Rated - 5.9 Watts. Wavelength 804 nm. Approx. Typ Forward V peak: 1.2V. Max For Cur: 40 A. SIZE: 25.  
Cat. No. 92CU3508

\$5.99  
2 for \$6

## MOTOROLA STYLE

### "SANDY DISC" 10 AMP RECTIFIERS

PIV	SALE	2 FOR
25	.24	.25
50	.35	.36
100	.43	.44
200	.54	.55
400	.81	.82
800	.79	.80
1000	1.19	1.20

- Axial Leads
- Only 3/4" Thick
- Heavy Sand Type Harmet Construction
- Space Age Environmental Characteristics

Cat. No. 92CU5677 (Specify voltage)

## "ONE PENNY MORE GETS YOU TWO"

### MINI LECTROS

• Axial Leads, Plastic

MFD.	VOLTS	SALE	2 FOR
25	15	.14	.15
25	25	.17	.18
25	50	.24	.25
50	15	.17	.18
50	25	.19	.20
50	100	.21	.22
100	15	.23	.24
100	25	.25	.26
100	50	.35	.36
100	100	.39	.40
150	15	.23	.24
200	15	.24	.25
220	25	.32	.33
250	16	.29	.30
250	25	.32	.33
250	50	.45	.46
300	15	.31	.32
300	25	.33	.34
500	15	.33	.34
500	25	.36	.37
500	50	.39	.40
1000	15	.55	.56

Order by Cat. No. 92CU5718 and Value

## LEDS:

YOUR CHOICE 6 for \$1.29  
16 SALE 12 for \$1.30

Order by Cat. No.

- 1788 MICRO TOPHAT RED
- 1802 MICRO YELLOW STUBBY
- 2793 MICRO SINGLE PIN RED
- 2135 JUMBO AMB
- 2137 JUMBO RED
- 2139 JUMBO GREEN
- 2137 MICRO RED
- 2790 JUMBO RED CLEAR

• 25-DTL FAIRCHILD IC's, gates and flip flops, Dip, 100% (#3709)	1.29	50 for 1.30
• 1-24 VOLT 50 MIL. TRANSFORMER, 115V input, open frame, 1x1x3/4" (#5631)	1.29	2 for 1.30
• 5-SPST PUSHBUTTON MOMENTARIES, rt. angle, pc mt, on-on (#5635)	1.29	10 for 1.30
• 25-TTL's, with 7400's, u test, dips (#245)	1.29	50 for 1.30
• 30-RADIO AND TV KNOBS, ass't styles, sizes (#217)	1.29	60 for 1.30
• 60-TUBULAR CAPACITORS, ass't volts and sizes (#219)	1.29	120 for 1.30
• 55-LOW NOISE RESISTORS, 1/4W, HIFI, etc (#220)	1.29	110 for 1.30
• 50-POWER RESISTORS, 3/5, 7 w. axial, pop sizes (#228)	1.29	100 for 1.30
• S25 SURPRISE, all kinds of parts in a pak (#294)	1.29	2 for 1.30
• 12-PANEL SWITCHES, rotary, slide, toggle etc (#295)	1.29	24 for 1.30
• 60-COILS AND CHOKES, rf, parasitic, etc (#297)	1.29	120 for 1.30
• 60-TERMINAL STRIPS, up to 4 solder lugs (#334)	1.29	120 for 1.30
• 60-PRECISION RESISTORS, 1/4W, axial (#363)	1.29	100 for 1.30
• 50-MICA CAPACITORS, ass't values (#373)	1.29	120 for 1.30
• 10-SETS RCA PLUGS AND JACKS, phono (#402)	1.29	20 for 1.30
• 60-DISC CAPACITORS, ass't values long leads (#437)	1.29	120 for 1.30
• 20-TRANSISTOR ELECTRO'S, ass't up and ax (#453)	1.29	40 for 1.30
• 75-HALF WATERS, resistors, color coded, ass't (#454)	1.29	150 for 1.30
• 35-SILVER MICAS, red backs, axial, ass't (#455)	1.29	70 for 1.30
• 4-PUSH BUTTON, SPST, PANEL, N.C. 125V, @ 1A (#5289)	1.29	8 for 1.30
• 100-GERMANIUM DIODES, axial leads, u test (#642)	1.29	200 for 1.30
• 100-TRANSISTORS, Regulator, sensing and computer, Axial, ex. yield (#3140)	1.29	200 for 1.30
• 100-PRINTED CIRCUIT 1/2 WATT RESISTORS, ass't (#1060)	1.29	200 for 1.30
• 12-TRANSISTOR SOCKETS, ass't npn and pnp types (#651)	1.29	20 for 1.30
• 50-3 AMP SILICON RECTIFIERS, axial, ass't (#865)	1.29	100 for 1.30
• 50-POLYSTYRENE CAPS, plastic coated, prec. (#1052)	1.29	100 for 1.30
• 30-4" CABLE TIES, non-slip white plastic (#5217)	1.29	60 for 1.30
• 30-PC-HEAT SHRINK, ass't sizes, 50% shrinkage (#5248)	1.29	60 for 1.30
• 2-5, 1V, 5%, 10W, STUD ZENER, DO-4 case (#5287)	1.29	4 for 1.30
• 10-KCA PHONO JACKS, chassis mount, teflon base (#5119)	1.29	20 for 1.30
• 15-THERMISTORS, ass't types, styles & values (#2048)	1.29	30 for 1.30
• 4-5-DIGIT 7-SEGMENT READOUTS, in flat pak case (#5616)	1.29	8 for 1.30
• 4-1/4" BLOCK TRIM POTS, 5K (#2536)	1.29	8 for 1.30
• 1-"FOTO-FET" CHANNEL Crystalonics, J-Sealed Effect Transistors (#1169)	1.29	2 for 1.30
• 1-VOLTAGE REGULATOR, TO202 case, 12V 600MA (#1900)	1.29	2 for 1.30
• 2-3 DIGITS ON A DIP, LED, red, DL-33 (#1887)	1.29	4 for 1.30
• 3-MMS262 2K DYNAMIC RAM, specify type (#3459)	1.29	6 for 1.30
• 10-2N711 HIGH SPEED SWITCHING TRANSISTORS, TO18, npn (#3374)	1.29	20 for 1.30
• 2-15W HI POWER TRANSISTORS, 220V, npn, TO66 (#2797)	1.29	4 for 1.30
• 15-NE-2 bulb for 110v projector, hobby, etc. less resistor (#1435)	1.29	30 for 1.30
• 1-MMS312 DIGITAL CLOCK CHIP, 100% (#1525)	1.29	2 for 1.30
• 2-MMS725 4 FUNCTION CALCULATOR CHIP, 100% (#2036)	1.29	4 for 1.30
• 1-MMS202 ERASABLE PROM, 100% (#3459)	1.29	2 for 1.30
• 3-10 AMP 25V BRIDGE RECT, common style (#2447)	1.29	6 for 1.30
• 1-ALLEN BRADLEY POT, 10K, 2-14 watts, (vne-), 2x 1/2" shaft (#1748)	1.29	2 for 1.30
• 6-LINEAR SWITCHING TRANSISTORS, 2N2905, npn, TO5 (#3375)	1.29	12 for 1.30
• 50-2 AMP CYLINDRICAL RECT, up to 1K, u test (#4006)	1.29	100 for 1.30
• 6-OPEN-FACE READOUTS, LED, red, some segs missing mostly duals (#3952)	1.29	12 for 1.30
• 6-IC ALU212 (or equiv) 18 metal case (#982)	1.29	20 for 1.30
• 10-DATA ENTRY SWITCHES, SPST, 1 amp, norm open, 125V (#5321)	1.29	20 for 1.30
• 8-TRANSISTOR RADIO EARPHONES, 8 ohms impd (#2946)	1.29	16 for 1.30
• 15-FLUORESCENT OVERFLOW READOUT TUBES, w/leads (#3288)	1.29	30 for 1.30
• 2-ALUMINUM HEAT SINKS, for TO-220 (#5338)	1.29	4 for 1.30
• 1-2N5001 80V TRANSISTORS STUD (#2800)	1.29	2 for 1.30

\*Buy any item on this page and choose 2nd item for only one penny!

• 6-OPTO-COUPLER, 1500V isolation, hobby material, u test (#2629A)	1.29	12 for 1.30
• 6-2N915 UHF TO-18 TRANSISTORS (#1423)	1.29	12 for 1.30
• 75-MOLEX SOCKETS, Type M1938-4, makes 14 to 40 pin sockets (#1609)	1.29	150 for 1.30
• 6-CALCULATOR ADAPT OR JACK, standard threads 3 terminals (#2316)	1.29	12 for 1.30
• 50-TUBE SOCKETS, 4, 5, 6, 7 pin tubes, ass't (#3891)	1.29	100 for 1.30
• 1-10 AMP POWER TAB QUADRAC, 200 PRV, TO220, 2/trigger (#1590)	1.29	2 for 1.30
• 10-BULLET RECTIFIERS, 1.5 amp, 200V, axial (#84)	1.29	20 for 1.30
• 6-READOUTS, MAN-3, common cath, LED, the claw, RED (#3338)	1.29	12 for 1.30
• 8-LEDS, ass't sizes and shapes, red, green, yellow, amber (#3869)	1.29	16 for 1.30
• PHOTO FLASH ELECTRO. CAP, 600 MF @ 360V (#3897)	1.29	2 for 1.30
• 2-CIRCUIT BREAKERS, glass sealed, axial, rated @ 1 amp (#3905)	1.29	4 for 1.30
• MICRO MINI TOGGLE SWITCH, spst, N.O. 2200 ohms, 7/8" x 5/16" (#5515)	1.29	2 for 1.30
• 5-SLIDE VOLUME CONTROLS, 2 pos, on-off, 125V @ 3 amps (#3936)	1.29	10 for 1.30
• 10-D33021 TRANSISTORS, low power, silicon, hfe-60, TO-92 (#5627)	1.29	20 for 1.30
• 60-TERMINAL STRIPS, form two lugs up, Solder type (#354334)	1.29	120 for 1.30
• 60-CERAMIC CAPS, incl. NPO's, neg. coef. 750's ass't values (#35590)	1.29	120 for 1.30
• 10-TV/FM SPLICERS, for 300 ohm shielded twin lead. Bakelite. (#5547)	1.29	20 for 1.30
• 10-15V ZENERS, 400mw, axial, glass case (#5404)	1.29	20 for 1.30
• 10-G-E POWER TAB TRANSISTORS, D40N1, N2, some N5, TO-220 (#5629)	1.29	20 for 1.30
• 2-1/2" BLOCK TRIM POTS, 200K (#2535)	1.29	4 for 1.30
• 1-12VDC SMIL REED RELAY, spst, N.O. 2200 ohms, 7/8" x 5/16" (#5647)	1.29	100 for 1.30
• 50-TEMP. COEFFICIENT VOLTAGE REF. DIODES, ass't volt., 50% yield (#5515)	1.29	2 for 1.30
• 12-SKINNY TRIM POTS, PRECISION, ass't styles, values 50% yield (#3389)	1.29	24 for 1.30
• 60-pc-PRECUT, PRETINNED WIRE, various lengths and colors (#1971)	1.29	120 for 1.30
• 60-MINI RESISTORS, for PC appl, 1/8W, color coded (#2235)	1.29	120 for 1.30
• 20-NYLON GEARS, hi-quality, ass't sizes (#3446)	1.29	40 for 1.30
• 10-5K POTS, auto taper, plastic snap-in mounting (#5124)	1.29	20 for 1.30
• 10-1.82 MEG DUAL POTS, auto taper, snap-in mounting (#5125)	1.29	20 for 1.30
• 50-1 AMP ZENERS, wide ass't of values, untested (#5647)	1.29	100 for 1.30
• 12-SCR'S & TRIACS, 10 AMP, ass't values, untested (#2087)	1.29	24 for 1.30
• 30-QUADRAC, 10 AMP, 100% prime, 50-100-200V, TO-220 (#5048)	1.29	6 for 1.30
• 20-MINI RECTIFIERS, 1 1/2 AMPS, 25V, epoxy, axial (#5374)	1.29	40 for 1.30
• 10-2N3704 TRANSISTORS, silicon, TO-92 case, hie-300 100% (#5625)	1.29	20 for 1.30
• 50-IF TRANSFORMERS, ass't sizes (#3549)	1.29	100 for 1.30
• 10-TV CHEATER CORD JACKS (#5519)	1.29	20 for 1.30
• 10-2N3705 TRANSISTORS, silicon, TO-92 case, hie-150 100% (#5626)	1.29	20 for 1.30
• 4-15V SILVER OXIDE VACUUM BATTERIES, specify: RW-15, 181=5063	1.29	8 for 1.30
• 3-LED WATCH READOUTS, ass't of popular values, untested (#5647)	1.29	6 for 1.30
• 100 RED BLOCK DISC CAPS, ass't values, 50% material (#698)	1.29	200 for 1.30
• 10-INSTRUMENT KNOBS, ass't styles and colors, 1/2" shaft (#5121)	1.29	20 for 1.30
• 4-MIKE HOLDERS, for CB's and other mobile rigs (#5634)	1.29	8 for 1.30
• 50-1N4000 RECTIFIERS, ass't to 800V, u test (#2594)	1.29	100 for 1.30
• 20-UPRIGHT ELECTRO'S, ass't I values & capacitance. (#3226A)	1.29	40 for 1.30
• 1-UHF TUNER, solid state, standard type (#2927)	1.29	2 for 1.30
• 6-1.5 AMP SNAP, 9 VDC BAT. clip, red/black lead (#552)	1.29	12 for 1.30
• 8-1400 VOLT "RED BALL" RECTIFIERS, axial 1 AMP (#2590)	1.29	24 for 1.30
• 20-1N4148 SWITCHING DIODES, 4 nsec. axial (#3000)	1.29	40 for 1.30
• 6-10 AMP QUADRACs, w/trigger diode up 600V (#3620)	1.29	12 for 1.30
• 5-MICRO SWITCHES, push, ass't types (#3011)	1.29	10 for 1.30
• 40-SQUARE DISC STYLE CHOKES, color coded (#3203)	1.29	80 for 1.30
• 30-TRANSISTORS TO92 2N4000 series, u test (#3291)	1.29	60 for 1.30
• 6-TRANSISTORS TRANSFORMERS, audio, inter, etc. minilist (#3295)	1.29	12 for 1.30
• 15-PRINTED Ckt TRIMMER POTS, ass't values, etc (#3346)	1.29	30 for 1.30
• 7-2N3055 HOBBY NPN TRANSISTORS, TO-3 (#3377)	1.29	14 for 1.30

of the same cat. no.

**FREE! FREE!**  
Buy '20.00 Worth  
Choose Any Two  
'1.99 Items Free



**LED WATCH GUTS**

(Ladies)  
Cat. No. 92CU515C


(Men's)  
Cat. No. 92CU515B



Factory "buy-around". No time to test & more digital tech. than's bonuses! The complete guts are here - in strips and index strip. 2 FUNCTIONS: HOURS - MINUTES. SECONDS. MONTH & DATE. Sorry no space W/ 4oz

\$1.49

2 for \$1.50



**GIANT INCHER READOUT**

To be exact 0.08" of an inch  
COMMON CATHODE direct  
replacement for Litronics 747.  
Left decimal .5V = 8 mils per  
segment Red  
Cat. No. 92CU3327

**\$2.99**  
2 for \$3

### 25 AMP BRIDGE RECTIFIERS

PIV	SALE	2 FOR
25	1.25	1.26
50	1.95	1.96
100	2.25	2.26
200	2.95	2.96
400	3.50	3.51
600	4.25	4.26
800	4.95	4.96

no clamping

Order No. 2273 & voltage

### Spectrol "SKINNY-TRIMS" POTENTIOMETERS

3/8" square! Single and Multi-turn styles. Upright and Flat. Screwdriver adjust. 20% tolerance. 0.5 Watt ratings. cermet construction. PC leads

ORDER BY CAT. NO. AND VALUE

SINGLE TURN UPRIGHT		25-TURN UPRIGHT		SINGLE TURN FLAT	
Type-64		Type-64		Type-63	
Cat. No.	Value	Cat. No.	Value	Cat. No.	Value
92CU3865		92CU3863		92CU3866	
10	10K	20	10K	10	5K
20	20K	50	20K	20	10K
200	50K	100	50K	50	20K
500	100K	200	100K	100	25K
1K	200K	500	200K	200	50K
2K	500K	1K	250K	500	100K
5K	1 Meg	2K	500K	1K	200K
		5K	1 Meg	2.5K	1 Meg

### 2 FOR \$1.29 / 4 FOR \$1.30

### 1N4000 Epoxy Rectifiers

Cat. No.	Type	Volts	Sale	It SALE!
2377	1N4001	50	10 for \$ .75	20 for \$ .76
2378	1N4002	100	10 for \$ .85	20 for \$ .86
2379	1N4003	200	10 for \$ .95	20 for \$ .96
2380	1N4004	400	10 for \$ 1.19	20 for \$ 1.20
2381	1N4005	600	10 for \$ 1.39	20 for \$ 1.40
2382	1N4006	800	10 for \$ 1.49	20 for \$ 1.50
2383	1N4007	1000	10 for \$ 1.59	20 for \$ 1.60

**POLY PAKS®**  
P.O. BOX 942-E6  
S.O. LYNNFIELD, MA  
01940

Terms: Add Postage  
Phone: (617) 245-3828  
Rated: Net 30  
Retail: 16-18 Del Carmine St.  
**MINIMUM ORDER: \$8** Wakefield, MA

# FAIRCHILD RED LED LAMPS

#FLV5057 Medium Size Clear Case RED EMITTING These are not reworked off-spec units as sold by some of our competition. These are factory prime, first quality, new units

10 FOR \$1.19  
50 FOR \$4.95



"WE BOUGHT 250,000 PCS."

"THE COLOSSUS"

## FAIRCHILD SUPER JUMBO LED READOUT

A full .80 inch character. The biggest readout we have ever sold! Super efficient. Compare at up to \$2.95 each from others!


YOUR CHOICE **\$1.49** EA  
FND 847 Common Anode  
FND 850 Common Cathode (6 for \$6.95)

# NATIONAL SEMICONDUCTOR

# JUMBO CLOCK MODULE

MILITARY TIME FORMAT!

MA1008D  
BRAND NEW!



\$4.95  
\$7.95

REG. \$9.95

ADD \$1.95 FOR AC XFMR

# ZULU

50% OFF SALE!

PERFECT FOR USE WITH A TIMEBASE.

- FEATURES
- FOUR JUMBO 1/2 INCH LED DISPLAYS
  - 24 HR REAL TIME FORMAT
  - 24 HR ALARM SIGNAL OUTPUT
  - 50 OR 60 Hz OPERATION
  - LED BRIGHTNESS CONTROL
  - POWER FAILURE INDICATOR
  - SLEEP & SNOOZE TIMERS
  - DIRECT LED DRIVE (LOW RFI)
  - COMES WITH FULL DATA

COMPARE AT UP TO TWICE OUR PRICE!

MANUFACTURER'S CLOSEOUT!

## 16K DYNAMIC RAM CHIP WORKS IN TRS-80 OR APPLE II

16K X 1 Bits. 16 Pin Package. Same as Mostek 4116-4 250 NS access 410 NS cycle time. Our best price yet for this state of the art RAM. 32K and 64K RAM boards using this chip are readily available. These are new, fully guaranteed devices by a major mfg.

VERY LIMITED STOCK!

"MAGAZINE SPECIAL" — 8 For \$79.50

## EXPERIMENTER'S CRYSTAL



262.144KHZ This frequency is 2 to the 18th power. Easily divided down to any power of 2, and even to 1HZ. New by CTS-Knight. A \$5 value.

\$1.25 each  
4.00 MHZ — \$1.75

## MINI PROJECT CASE

Black Molded Plastic 2 1/4 x 1 1/2 in. Has open front, with mounting ears so unit can be easily attached to auto dash, etc. Case has molded card guides for mounting PC Board inside. Perfect for digital clocks, car burglar alarms or almost any electronic project. Can also be used for encapsulating circuits or modules.

75c each  
Super Serial Purchase!

**FAIRCHILD PNP "SUPER TRANSISTOR"**  
2N4402 TO-92 Plastic Silicon PNP Driver High Current VCEO=40 HFE=50 to 150 at 150 MA FT=150MHZ A Super BEEFED-UP Version of the 2N3906  
**8 FOR \$1**

**G.I. FULL WAVE BRIDGE**  
4 AMP 600 PIV  
3/4 in. Square  
With Lugs, #LM-1  
75c ea. 3 For \$2

**MOTOROLA POWER TRIAC**  
TO-220 CASE  
15 AMP 400 PRV  
SPECIAL  
89c each  
5 For \$3.95

**COMPLEMENTARY POWER TRANSISTORS**  
SILICON NPN AND PNP. TO-220 CASE.  
VCEO = 40V PD = 30 WATTS  
FOR AUDIO POWER AMPS. ETC.  
TIP29 - NPN  
TIP30 - PNP  
YOUR CHOICE  
**3 FOR \$1**

**FET SALE!**  
2N4304 Brand New N Channel Junction Fet BVGDO-30V IDSS=15 MA Typ 1500 uMHOS TO-18 Plastic Case Mfg by Teledyne.  
**6 FOR \$1**

**EXPERIMENTER'S HEATING PLATE**  
Large Manufacturers Surplus 5 1/2 x 10 1/2 in. Made of 3/8 in. tempered glass with heating element laminated on back. Works off 120 VAC. Protected by thermostat and two thermal fuses. Rated 120 Watts. Use for any heating applications. Perfect for heating ferric chloride to increase PC board etching efficiency. Units are brand new, non-submersible.  
**WHILE THEY LAST — \$2.99 each**

**SONY 30 WATT AUDIO AMP MODULE**  
#STK-056. 30 WATTS SUPER CLEAN AUDIO. 20 HZ to 100 KHZ ± 2 DB. HYBRID, SILICON, SELF-CONTAINED MODULE. ONLY 1 3/4 x 2 1/2 IN. WITH DATA. COMPARE AT UP TO TWICE OUR PRICE!  
**\$9.99 EACH**

# Digital Research Corporation (OF TEXAS)

P.O. BOX 401247B GARLAND, TEXAS 75040 • (214) 271-2461

**TERMS:** Add 30c postage, we pay balance. Orders under \$15 add 75c handling. No C.O.D. We accept Visa, MasterCard, and American Express cards. Tex. Res. add 5% Tax. Foreign orders (except Canada) add 20% P & H. 90 Day Money Back Guarantee on all items.

## PET 2001 PERSONAL COMPUTER

Quite portable, very affordable and unbelievably versatile, the PET computer may very well be a lifetime investment....

2001 4K bytes memory... **\$595**

2001-8	Computer BK bytes with integral cassette and calculator type keyboard.	\$ 795.00
2001-16N	Computer 16K bytes, large keyboard w/separate numeric pad and graphics on keys.	\$ 995.00
2001-16B	Computer. As above but standard typewriter keyboard. No graphics.	\$ 995.00
2001-32N	Computer identical to 2001-16N except has 32K bytes of memory.	\$1195.00
2001-32B	Computer identical to 2001-16B except has 32K bytes of memory.	\$1195.00
2021	Printer 80 column dot matrix electrostatic printer, full graphics capability.	\$ 549.00
2022	Printer 80 column dot matrix printer with plain paper or forms handling tractor feed, has full graphics.	\$ 995.00
2023	Printer 80 column dot matrix printer, plain paper printer with full graphics.	\$ 849.00
2040	Floppy Disk Dual drive intelligent mini floppy system. 3 1/2" disk not user storage.	\$1095.00
2041	Floppy Disk Single drive intelligent mini floppy with 1 1/4" disk not user storage.	\$ 595.00
C2N	External Cassette Cassette player/recorder to use with PET 2001/16/32.	\$ 95.00
MANUAL	User Manual 160 pages covering all facets of operation, programming and I/O for PET computers.	\$ 9.95

## FLUKE FUNCTION GENERATOR KIT

Model XR2206KB  
8020A

OPERATES ON EITHER  
• SINGLE 12V SUPPLY  
• 50V SPLIT SUPPLY  
INCLUDES ALL PARTS TO BE MOUNTED ON PCB BOARD.  
**\$19.95**  
POWER SUPPLY NOT INCLUDED

## LIQUID CRYSTAL DISPLAY

LCD106  
**\$17.30**

Ultra-Low Power Consumption—Reflective Aluminum Foil-Supporter MTBF—High Contrast Ratio—Wide Viewing Angle—Proven Sealing Techniques—5 in. Digit Height.

**DECODER/DRIVER/LATCH**

CMOS 7-Segment decoder driver incorporating input latches and bipolar NPN output circuits, each segment capable of sourcing 25mA to drive LED, incandescent, fluorescent, gas discharge or LCD displays directly.

MD43118E(HEX)	1-9	10 up	100 up
MD45118E(BCD)	\$30.00	\$25.00	\$22.50

## 1802 SERIES

LO= Ceramic -55° to +125° C  
LE= Epoxy 40° to +85° C

1802LO	\$19.95	1802LE	\$12.00
1822LO	14.00	1822LE	8.05
1824LO	7.75	1824LE	3.55
1825LO	8.25	1825LE	1.90
1853LO	5.65	1853LE	1.45
1854LO	11.70	1854LE	8.90
1856LO	5.50	1856LE	1.10
1857LO	5.90	1857LE	1.10
1858LO	5.95	1858LE	1.45
1859LO	5.85	1859LE	1.45

## SYM-1

The Complete MICRO-Computer System  
**\$269.00**

Ballantine Model 1010A Dual Channel/X-Y Scope  
*A professional oscilloscope to fit your basic needs*  
**\$695**

KIM-1 MICROCOMPUTER  
Fully Assembled & Tested  
**\$179.00**  
Including Documentation

## HICKOK LX303 DIGITAL MULTIMETER

Compact. Accurate. Dependable. With easy-to-read 1/2" liquid crystal display for convenient use in any kind of light. Weighs only 8 ounces. Operates up to 200 hours on a single 9 volt battery. Nineteen ranges including 200mV to 1000VDC, 100 to 10 Megohms, 100 and 1000 VAC ranges, 100A and 10mA ranges. Excellent overload protection, color coordinated case and color coded panel.  
**\$74.95**

## SORCERER COMPUTER

FEATURES: 280 — 4K ROM — 16K RAM — Dual Cassette I/O — 30 Lines of 64 Characters — 64 Data Lines Characters and 54 User Defined Characters. 612 x 240 Graphic Resolution — Edge Card Connection — 100 Top — Serial and Parallel I/O.

DP1000-2 16K Sorcerer	\$1180.00	DP4002 Video Display Cable	\$ 4.95
DP1005 Video Display	999.00	DP5001 Operation Manual	9.95
DP2001 EPROM Flash	99.00	DP5002 Technical Manual	11.95
DP3001 Standard Base Pac	99.00	DP5004 Standard Base Manual	11.95
DP4001 Development Pac	99.00	DP5005 100 Expansion Unit Manual	9.95
DP5001 Word Processing Pac	99.00	DP5006 Development Manual	11.95
DP6001 Cassette Recorder Pac	99.00	DP5007 Word Processing Manual	11.95

XR205	58.40	XR2201CN	51.53	XR2208N	58.88	XR2272CP1	1.16
XR210	4.50	XR2201CP	1.33	XR2209CP	1.72	XR2256CN	3.52
XR215	4.40	XR2202CP	1.33	XR2211CN	6.21	XR2256CP	3.20
XR320P	1.50	XR2203CP	1.33	XR2211CP	6.25	XR2261CN	3.71
XR346CP	2.70	XR2204CP	1.33	XR2212CP	4.37	XR2267CP	2.76
XR855CP	4.85	XR2206CN	5.36	XR2216CN	6.40	XR3403CP	1.22
XR1585CP	1.50	XR2206CP	5.95	XR2240CN	3.66	XR1944CN	3.81
XR556CP	.85	XR2206CP	5.95	XR2240CP	3.66	XR4136CN	1.61
XR567CN	1.51	XR2206N	11.20	XR2240CP	3.44	XR4136CP	1.22
XR1310P	1.31	XR2207CN	4.28	XR2240CP	3.44	XR4151CP	2.85
XR1310ECP	1.31	XR2207N	4.28	XR2242CN	6.24	XR4151CN	2.85
XR1488CP	.91	XR2207N	4.28	XR2242CP	6.24	XR4151CP	2.85
XR1488P	1.34	XR2207N	4.28	XR2242CP	6.24	XR4151CP	2.85
XR1488P	1.42	XR2207N	4.28	XR2242CP	6.24	XR4151CP	2.85
XR1489AP	1.42	XR2207P	4.28	XR2264CP	4.24	XR4739CN	1.53
XR1489AP	1.31	XR2208CN	5.60	XR2265CP	4.90	XR4739CP	1.12
XR2200CP	1.17	XR2208CP	5.20	XR2271CP	1.15	XR4741CP	1.47

## OPCOA BICOLOR LED

CSL310L  
RED AND GREEN  
Display analog information in one indicator.  
1-24 25 up 100 up  
1-9 10 up 25 up  
S1.40 S1.10 S.95

## 8038CP

Function Generator IC  
**\$3.90 each**

## 2708 EPROM

8K  
**\$10.50 each**

## NEW 30 MEGAHERTZ

PORTABLE, DUAL TRACE MINI-SCOPE — MS-235

MS-230	Dual Trace	\$559.00
MS-215	Dual Trace	\$435.00
MS-15	Single Trace	\$318.00

with rechargeable batteries and charger

## HYBRID AUDIO POWER AMPLIFIER

P/N	Power	* Matching Transformer
SI-1010G(10W)	6.95	TR10 \$ 7.90
SI-1020G(20W)	\$13.95	TR20 \$10.90
AS-10(Socket for above)		.95
SI-1030G(30W)	\$19.00	TR30 \$12.90
SI-1050G(50W)	\$27.80	TR50 \$17.90
AS-10(Socket for above)		.95

\* Note: One Transformer can power two audio amplifiers.

## 5% CARBON FILM RESISTORS

1/4W \$1.69  
1/2W \$1.79  
All values from 10Ω to 10MΩ — Only in multiples of 100 pcs per value

## Intersil LED or LCD 3 1/2 DIGIT PANEL METER KITS

BUILD A WORKING DPM IN 1/2 HOUR WITH THESE COMPLETE EVALUATION KITS

ICL706EV(LCD)	\$29.95	ICL707(LED)	\$24.95
---------------	---------	-------------	---------

## PORTABLE AND LIGHT WEIGHT

MS-230	3.5 lbs (12.7" Hx 6.4" Wx 8.5" D)	41-140	Leather Case (MS-18/215)	\$45.00
MS-215	3.1 lbs (12.7" Hx 6.4" Wx 8.5" D)	41-141	10 to 1 Probe (10 megohm input)	\$24.50
MS-15	3 lbs (12.7" Hx 6.4" Wx 8.5" D)	41-180	Leather Case (MS-230)	\$45.00

## ANCORONA

Send your check or Money Order to P.O. Box 2208P, Culver City, CA 90230. California residents add 6% sales tax. Minimum Order: \$10.00. Add \$1.00 to cover postage and handling. Master Charge and Visa welcomed. Please include your charge card number, interbank number and expiration date. **PHONE ORDERS (213) 641-4064**

TUCSON	CULVER CITY	SANTA ANA	PORTLAND
4518 E. Broadway Tucson, AZ 85711 (602) 881-2348	*1080 Jefferson Blvd Culver City, CA 90230 (213) 390-5995	1300 E. Edinger Ave Santa Ana, CA 92705 (714) 547-8424	1125 N.E. 82nd Ave Portland, OR 97220 (503) 264-5541
CANADA, B.C.	SUNNYVALE	ATLANTA	HOUSTON
ANCORONA 5066 Pines St Vancouver, B.C. (604) 324-0709	*1084 E. El Camino Real Sunnyvale, CA 94089 (408) 243-4121	3530 Piedmont Rd, N.E. Atlanta, GA 30305 (404) 261-7100	2849 Richmond Houston, TX 77098 (713) 529-3489



# PRIME TTL & CMOS AT LOWEST PRICES

<b>74xx TTL</b>	7480 .... 0.31 7482 .... 0.50 7483 .... 0.54 7485 .... 0.80 7486 .... 0.27 7489 .... 1.75 7490 .... 0.40 7491 .... 0.51 7492 .... 0.40 7493 .... 0.40 7494 .... 0.60 7495 .... 0.60 7496 .... 0.60 7497 .... 2.45 7498 .... 0.17 7499 .... 0.29 7501 .... 0.20 7502 .... 0.25 7503 .... 0.55 7504 .... 0.22 7505 .... 0.39 7506 .... 0.37 7507 .... 0.38 7508 .... 0.65 7509 .... 0.70 7510 .... 0.65 7511 .... 1.50 7512 .... 1.15 7513 .... 0.79 7514 .... 0.59 7515 .... 0.59 7516 .... 0.60 7517 .... 0.95 7518 .... 3.20 7519 .... 1.85 7520 .... 1.10 7521 .... 0.85 7522 .... 0.75 7523 .... 0.69 7524 .... 0.70 7525 .... 0.45 7526 .... 0.29	7481 .... 1.75 7482 .... 0.75 7484 .... 1.75 7485 .... 1.75 7488 .... 2.80 7490 .... 0.95 7491 .... 0.85 7492 .... 0.80 7493 .... 0.80 7494 .... 0.80 7495 .... 0.49 7496 .... 0.73 7497 .... 0.30 7498 .... 1.30 7499 .... 1.30 7501 .... 1.00 7502 .... 0.29 7503 .... 0.85 7504 .... 0.09 7505 .... 0.35 7506 .... 0.92 7507 .... 0.62 7508 .... 0.62 7509 .... 1.00 7510 .... 0.72 7511 .... 0.34 7512 .... 0.35 7513 .... 0.70 7514 .... 0.27 7515 .... 0.85 7516 .... 0.65 7517 .... 0.24 7518 .... 0.21 7519 .... 0.60 7520 .... 0.95 7521 .... 0.79 7522 .... 0.65 7523 .... 0.70 7524 .... 0.79 7525 .... 0.15 7526 .... 0.15 7527 .... 0.24 7528 .... 0.24 7529 .... 0.45 7530 .... 0.29	74LS42 .. 0.60 74LS47 .. 0.75 74LS48 .. 0.72 74LS51 .. 0.25 74LS54 .. 0.25 74LS55 .. 0.25 74LS73 .. 0.38 74LS74 .. 0.35 74LS76 .. 0.37 74LS78 .. 0.36 74LS83 .. 0.75 74LS85 .. 1.30 74LS86 .. 0.36 74LS88 .. 0.50 74LS92 .. 0.50 74LS93 .. 0.50 74LS95 .. 0.85 74LS107 .. 0.35 74LS109 .. 0.35 74LS112 .. 0.35 74LS113 .. 0.35 74LS114 .. 0.35 74LS123 .. 0.50 74LS125 .. 0.46 74LS126 .. 0.46 74LS132 .. 0.72 74LS133 .. 0.34 74LS136 .. 0.35 74LS138 .. 0.70 74LS139 .. 0.70 74LS151 .. 0.85 74LS152 .. 0.65 74LS154 .. 1.00 74LS155 .. 0.62 74LS156 .. 0.62 74LS157 .. 0.62 74LS158 .. 0.70 74LS160 .. 0.82 74LS161 .. 0.82 74LS162 .. 0.82 74LS163 .. 0.82 74LS164 .. 0.98 74LS168 .. 0.83 74LS169 .. 0.83 74LS170 .. 1.60 74LS173 .. 1.00 74LS174 .. 0.75 74LS175 .. 0.79 74LS181 .. 2.50 74LS190 .. 0.90 74LS191 .. 0.90	74LS192 .. 0.90 74LS193 .. 0.90 74LS194 .. 0.85 74LS195 .. 0.50 74LS196 .. 0.80 74LS197 .. 0.80 74LS221 .. 1.05 74LS251 .. 0.80 74LS253 .. 0.80 74LS257 .. 0.70 74LS258 .. 0.70 74LS259 .. 1.60 74LS260 .. 0.34 74LS266 .. 0.26 74LS279 .. 0.52 74LS283 .. 0.72 74LS290 .. 0.60 74LS295 .. 0.90 74LS298 .. 0.90 74LS365 .. 0.52 74LS366 .. 0.52 74LS367 .. 0.52 74LS368 .. 0.52 74LS386 .. 0.56 74LS390 .. 1.65 74LS393 .. 1.35 74LS490 .. 1.10 74LS670 .. 2.29	<b>74Sxx TTL</b>	74S00 .. \$0.35 74S02 .. 0.35 74S03 .. 0.35 74S04 .. 0.36 74S05 .. 0.36 74S08 .. 0.38 74S09 .. 0.38 74S10 .. 0.38 74S11 .. 0.38 74S15 .. 0.38 74S22 .. 0.35 74S30 .. 0.27 74S32 .. 0.50 74S40 .. 0.35 74S51 .. 0.17 74S60 .. 0.35 74S64 .. 0.38 74S65 .. 0.38 74S74 .. 0.58 74S76 .. 0.58	<b>74Cxx TTL</b>	74C00 .. \$0.24 74C02 .. 0.24 74C04 .. 0.26 74C08 .. 0.25 74C10 .. 0.24 74C14 .. 0.90 74C20 .. 0.25 74C30 .. 0.24 74C32 .. 0.25 74C42 .. 0.94	74C48 .. 0.96 74C73 .. 0.62 74C74 .. 0.68 74C76 .. 0.48 74C83 .. 1.28 74C85 .. 1.20 74C86 .. 0.40 74C89 .. 3.95 74C90 .. 0.92 74C93 .. 0.92 74C95 .. 1.04 74C107 .. 0.68 74C151 .. 1.78 74C154 .. 2.90 74C157 .. 1.78 74C160 .. 1.08 74C161 .. 1.08 74C162 .. 1.08 74C163 .. 1.08 74C164 .. 1.08 74C165 .. 1.08 74C173 .. 1.16 74C174 .. 1.08 74C175 .. 1.04 74C182 .. 1.30 74C193 .. 1.30 74C195 .. 1.10 74C200 .. 7.50 74C221 .. 1.38 74C901 .. 0.48 74C902 .. 0.48 74C903 .. 0.48 74C904 .. 0.48 74C905 .. 6.00 74C906 .. 6.00 74C907 .. 6.00 74C908 .. 0.96 74C909 .. 1.78 74C910 .. 6.00 74C914 .. 0.90 74C918 .. 1.16 74C925 .. 7.80 74C926 .. 7.80 74C927 .. 7.80 74C928 .. 7.80	4007 .... 0.16 4008 .... 0.74 4009 .... 0.35 4010 .... 0.35 4011 .... 0.16 4012 .... 0.16 4013 .... 0.31 4014 .... 0.73 4015 .... 0.73 4016 .... 0.28 4017 .... 0.78 4018 .... 0.78 4019 .... 0.21 4020 .... 0.83 4021 .... 0.83 4022 .... 0.83 4023 .... 0.16 4024 .... 0.66 4025 .... 0.16 4027 .... 0.37 4028 .... 0.73 4029 .... 0.98 4030 .... 0.21 4031 .... 2.97 4034 .... 2.75 4035 .... 0.84 4040 .... 0.86 4041 .... 0.64 4042 .... 0.64 4043 .... 0.62 4044 .... 0.62 4046 .... 1.35 4047 .... 1.45 4048 .... 0.95 4049 .... 0.33 4050 .... 0.33 4051 .... 0.89 4052 .... 0.89 4053 .... 0.89 4060 .... 1.40 4066 .... 0.54 4068 .... 0.34 4069 .... 0.26 4070 .... 0.40 4071 .... 0.19 4073 .... 0.21 4075 .... 0.21 4076 .... 1.16 4077 .... 0.46 4078 .... 0.35 4081 .... 0.19 4085 .... 0.64	4086 .... 0.64 4089 .... 2.75 4093 .... 1.55 4099 .... 2.10 4104 .... 2.40 4105 .... 0.98 4503 .... 3.90 4507 .... 0.37 4510 .... 0.95 4511 .... 0.93 4512 .... 0.64 4516 .... 0.76 4518 .... 0.76 4519 .... 0.62 4520 .... 0.68 4527 .... 1.48 4528 .... 0.86 4532 .... 0.86 4539 .... 1.10 4555 .... 0.67 4556 .... 0.98 4582 .... 0.88 4584 .... 0.74 4702 .... 7.10 4703 .... 8.25 4704 .... 7.30 4705 .... 9.25 4706 .... 9.75 4707 .... 9.25 4708 .... 14.35 4710 .... 6.40 4720 .... 6.95 4721 .... 31.35 4723 .... 0.93 4724 .... 1.29 4725 .... 1.29 40014 .... 0.72 40085 .... 1.47 40097 .... 0.54 40098 .... 0.54 40106 .... 6.00 40160 .... 1.98 40161 .... 1.08 40162 .... 1.08 40163 .... 1.08 40174 .... 1.08
-----------------	--	--	--	--	------------------	--	------------------	--	---	--	--

### VOLUME DISCOUNT SCHEDULE

Merchandise Total	Discount
\$ 0.00-\$ 9.99	..... NET
\$ 10.00-\$ 24.99	..... LESS 5%
\$ 25.00-\$ 99.99	..... LESS 10%
\$ 100.00-\$ 499.99	..... LESS 15%
\$ 500.00-\$ 999.99	..... LESS 20%
\$1000.00 and Up	..... LESS 25%

### STANDARD SHIPPING CHARGES

If your Merchandise Total is between:

\$ 0.00-\$ 4.99	..... add \$2.00
\$ 5.00-\$ 24.99	..... add \$1.00
\$ 25.00-\$ 49.99	..... add \$0.75
\$ 50.00-\$ 99.99	..... add \$0.50
\$100 and Up	..... NO CHARGE

The above charges include shipping via First Class Mail or UPS (your choice), and insurance on all domestic shipments.

### SPECIAL SHIPPING CHARGES

COD	..... \$1.00-additional
UPS Blue	..... \$2.00-additional
Postal Insurance	..... \$1.00-additional
Special Delivery	..... \$1.25-additional

## INTERNATIONAL COMPONENTS CORPORATION

P. O. BOX 1837  
COLUMBIA, MO 65201  
PHONE: (314) 474-9485



CIRCLE NO. 28 ON FREE INFORMATION CARD

#### HICKOK 3 1/2 Digit Mini-Multimeter

- 100 mV DC F.S. Sensitivity
- 19 Ranges and Functions
- 200 Hours 9V Battery Life
- Auto Zero, Polarity, Overrange Indication

Reg. \$74.95 **\$69.50**

#### SENCORE TV-VTR-MATV and Video Analyzer

Model VA48

**\$875.00** Reg. \$975.00

#### CONTINENTAL SPECIALTIES

100 MHz 8-Digit Counter **\$119.00**

• 20 Hz 100 MHz Range • 6' LED Display • Fully Automatic

Now Available: **PS500 500MHZ Prescaler \$52.95**

#### BK PRECISION Digital Capacitance Meter

Model 1500

**\$249.95**

#### CODE-A-PHONE Telephone Answering Devices

Model 1400 \$199.95

#### BSR Changer Accessories

Model BSR 120

**\$24.95**

#### BK PRECISION 3 1/2-Digit Portable DMM

Model 2800 I

**\$85**

#### Ungar Heat Gun

Reg. \$65.00

**\$46.50**

#### Weller Xcelite

Model 7800

**\$27.95**

#### WAHL NEW ISO-TIP "Quick Charge"

Model 7500 Cordless Soldering Iron

**\$110.50**

#### Logic Monitor

Model LM-1

**\$52.95** complete

#### Weller 3-Way Speaker

Model 7800

**\$14.95**

#### NLS 15 MHz Mini Oscilloscope

Model MS 15

Reg. \$318.00

**\$269.95**

#### Service Master Attache Style Tool Kit

Model 995M

**\$42.95**

#### Tool Cases

Model TC-100/ST

Reg. \$283.00

**\$269.95**

#### Roll Kit

Model 99PR

**\$15.95**

#### plat Attach Tool Case with 2 Removable Pallets

Model 600T

Reg. \$89.00

**\$65.00**

#### BK PRECISION SUPER SPECIAL

Model 1827

**\$52.50**

#### In-Dash AM/FM 8 Track Stereo

Model 2910

**\$57.50**

#### BK PRECISION Substitution Box

Model 2910

**\$51**

#### HICKOK Function Generator

Model 270

**\$169.15**

#### Weller Controlled Output Soldering Station

Model WCT-P-N

**\$45.00** Reg. \$75.00

#### SENCORE POCKET CRICKET TRANSISTOR/FET TESTER

Model TF 40

Reg. \$125.00

**\$99.95**

#### Magnifier LAMP

Model MG 10A

**\$49.50**

#### 700 Series

Reg. \$759.95

**\$654.50** with accessories

#### 30MHz Portable Frequency Counter

Reg. \$120.00

**\$59.95**

#### AM/FM Cassette Stereo

CAS 888

**\$57.50**

#### Transistor Tester

Model 100

**\$22.00**

#### Auto Stereo 40 Watt Power Booster

Model POW-40

Reg. \$39.95

**\$24.95**

#### VOM Multimeters

20K ohm/v **\$19.95**

1K ohm/v **\$9.95**

#### Trace Scope

Model 1432P

Reg. \$780.00

**\$663.** with probes

Call TOLL FREE (800) 645-9518 For N.Y. State call (516) 752-0050

MasterCharge • BankAmericard • C.O.D. • Check • Money Order

Add \$3.00 for shipping and insurance. C.O.D.'s Extra New York State residents add approx sales tax.

**FORDHAM**

855R Conklin St Farmingdale, N.Y. 11735

CIRCLE NO. 21 ON FREE INFORMATION CARD



# Operation Assist

If you need information on outdated or rare equipment—a schematic, parts list, etc.—another reader might be able to assist. Simply send a postcard to Operation Assist, POPULAR ELECTRONICS, 1 Park Ave., New York, NY 10016. For those who can help readers, please respond directly to them. They'll appreciate it. (Only those items regarding equipment not available from normal sources are published.)

Victor model 40, type 13 animatograph 16-mm cine projector. Need schematic, service manual and operations manual and parts list. Wesley C. Kranitz, RR2, Box 823, Lot 357, Pompano Beach, FL 33067.

Heathkit oscilloscope model 0-9. Need power transformer, part #54-19. Leslie H. Ferrier, 30 Stony Brook Rd., Raynham, MA 02767.

IBM model 11C electric typewriter and IBM type 866 and 868 cardatype typewriter. Need schematics, service or operating manual. F. J. Kluth, 1060 DeLeone Dr., Kent, OH 44240.

Electro Instruments Inc., model 883 digital multimeter. Need operation manual, schematics and any other data. Joseph Czajkowski, 14 Mathew Ave., Carteret, NJ 07008.

Acoustic Research AR-2A speaker. Need specifications. Eico HF-85 stereo preamplifier and Eico HFT-90 FM tuner. Need specifications and schematic. Rick Edelstein, 450 Claremont Ave., Westmount, Quebec H3Y2N2, Canada.

Sycor Inc. model 303 cassette. Schematic and operation manual. James R. Cook, 11451 Olson Dr., Garden Grove, CA 92641.

Heathkit model G.R. 110 vht scanning monitor. Operation manual and schematic. Maurice King, 560 S. Main St., Mansfield, OH 44907.

Dumont type 350-R oscilloscope. Operations manual and schematic. James G. Brown, 15 New Ocean St., Lynn, MA 01902.

Central Electronics model 20-A multiphase exciter. Schematic and/or manual. A. McGinnis, 55 Palton St., Iselin, NJ 08830.

Knight KG250 stereo amplifier. Need knobs, schematic or any other information. D. Whitmore, RFD 1, Box 241D, Underhill, VT 05489.

Aircastle model S-515 six tube AC/DC AM/FM receiver. Need schematic and alignment information. T. M. Dusek, 6030 Belmont, Downers Grove, IL 60515.

Knight model KG-2100 dc oscilloscope. Schematic and operating instructions. Henry Senra, 740 East 11th Place, Hialeah, FL 33010.

R.C.A. model AR-77 communications receiver. Schematic and operations manual. James M. Caughey, RD 2, Cobleskill, NY 12043.

Eico model 3566 stereo tuner amplifier. Need construction manual. Eric Peterson, 120 Vanderbilt Ave., Staten Island, NY 10304.

Zenith model Y600 7-band transoceanic receiver. Schematic and any other information. Greg Brendon, 1667 Vatecroft Ave., Westlake Village, CA 91361.

Seco model 107C tube tester. Operating manual and tube chart. Robert J. David, 21 Bank St., Elizabeth, NJ 07201.

Bendix model BC-625-A army transmitter. Schematic or any other information. David Welsenthal, 29 Northview Ave., Montclair, NJ 07043.

Hammarlund model HZ-180A receiver. Need schematic and service manual. Gene R. Walega, 5266 Olentangy Circle, New Middletown, OH 44442.

Zenith 1L6 tube for transoceanic radio. WD6BTM Christopher E. Bille, 860 N. Cedar St., Escondido, CA 92026.

Magnavox K.O. 597 stereo translator. Need to know where unit or schematics can be purchased. Herman Perloe, Century Village, Apt. 52, Easthampton, FL 33409.

Yaesu model FT-401B transceiver. Need schematic and/or operation manual. George Jennings, Rt. 3, Petersburg, TN 37144.

Westinghouse International model H-201 radio. Schematic and operating instructions. Edwin P. Bealand, 304 Morrisinside Dr., Palm Harbor, FL 33563.

Tally system 111 paper tape reader. Operating instructions or service documentation. C. C. Caffee, 8 Vanderbelt Rd., Acton, MA 01720.

Hallicrafters HT 37 transmitter. Operation manual and schematic and Knight Kit VTVM. Need schematics. Will H. Hays, 3125 Baybrook Dr., Corpus Christi, TX 78418.

National model NC 300 ham band receiver. Need operation manual and maintenance manual. George D. Nilsen, N4BN, 211 Lucerne Dr., Debary, FL 32713.

EMC model 700 crystal marker TV bar generator and Philco signal generator. Need schematics. T. E. Isaacson, 65 Dellbrook Ct., O'Fallon, MO 63366.

Simpson model 311-2 VTVM. Need probe and operating manual. C. E. McLellan, Box 575, Clarkson, NY 14430.

Tektronix type 514D oscilloscope. Service manual, schematics and operation manual. Frank Giove, 437 Pierson Run Rd., Pittsburg, PA 15239.

B&K model 1075 TV analyst. Schematic and service manual. B. Bacher, 27675 Chatsworth, Farmington Hills, MI 48018.

Philco radio model 38-2. Schematic and parts list needed. Tom Phillips, Box 542, Neah Bay, WA 98357.

Magnus Organ model 03-4085. Need resistor network and amplifier circuit board. Tim Dill, 1134 Wimbledon Ct., Evansville, IN 47710.

Panoramic BC-1931A adaptor. Need operation manual. Charles J. Harvey, 70 Phillips St., Watertown, MA 02172.

Cromenco TV computer peripheral. Need schematic, etching and drilling guide and component placement diagram. Bruce Alley, 200 Solano Lane, Vacaville, CA 95688.

## EDLIE TUBE BONANZA

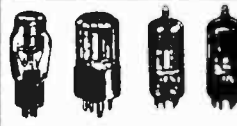
BUY BRAND NEW MANUFACTURER'S BOXED TUBES (Raytheon, Dumont, IEC Mullard, GE, Elmenco, etc.) AT 70% OFF LIST!

1 YEAR MFRS. GUARANTEE

Terms: Minimum order \$10.00. Include postage. Either full payment with order or 30% deposit, balance C.O.D. F.O.B. Levittown, N.Y.

70% OFF LIST!

1AD2	1.82	6AU8	2.42
1B3	1.92	6AV6	1.34
1BC2	1.97	6AV11	1.97
1K3	1.92	6AW8	2.15
1U4	1.83	6AX4	1.73
1V2	1.19	6AY3	1.82
1X2	1.94	6AZ9	3.56
2AH2	1.92	6B10	2.45
2A2V	1.52	6BA6	1.61
2D21	2.00	6BA7	4.47
2GX5	1.91	6BA11	2.36
2HA5	1.64	6BE6	1.77
3A3	1.94	6BQ6	1.82
3AT2	1.98	6B16	1.88
3AW2	1.94	6BK4	3.59
3BS2	2.04	6BK7	2.36
3BZ6	1.73	6BL8	1.35
3CU3	2.36	6BM8	2.01
3CV3	2.12	6BN6	2.24
3DC3	2.12	6BN8	2.24
3DF3	1.97	6BN11	3.24
3D13	2.04	6B05	1.91
3E17	1.77	6B07	2.37
3K45	1.86	6BR8	2.42
3H45	1.85	6B08	2.36
3H05	2.73	6BV11	2.69
3J06	2.34	6BZ6	1.52
3K16	1.86	6C4	1.91
3V4	2.88	6C5	5.00
4AU6	1.80	6CA4	1.83
4BZ6	1.70	6CA7	2.84
4CB6	1.37	6CB6	1.59
4DM6	1.60	6CG3	1.79
4D16	1.75	6CG7	1.46
4E17	1.80	6CG8	1.97
4E17	1.80	6CH3	1.65
4HA5	1.50	6CL3	1.94
4HS8	1.74	6CL6	2.36
4JC6	2.31	6CL8	2.34
4K16	2.01	6CW4	5.45
4JL8	2.22	6CW5	1.72
4M8K	1.82	6CX8	2.69
5A05	1.73	6CZ5	2.02
5AR4	2.52	6D6	2.82
5GH8	2.37	6DC6	1.61
5G17	1.73	6D8	2.50
5V6	1.52	6DL5	1.52
5S37	1.19	6D05	2.40
5HZ6	1.52	6D06	2.58
5K08	1.88	6DS4	4.77
5L8	2.12	6D16	1.59
5U4	1.61	6DW4	1.80
5V4	2.66	6DX8	1.55
5Y3	1.58	6E5	5.99
5Y4	0.00	6EA8	1.91
5Z3	4.26	6EB8	2.81
6A8	0.00	6EH5	1.52
6AC10	1.70	6EH7	1.85
6AC10	2.09	6E17	1.76
6AF4	3.40	6EM5	2.02
6AF9	3.11	6E8	2.70
6AG5	1.85	6E07	1.83
6AG7	5.04	6EW6	1.73
6AG9	3.21	6EW7	2.75
6AH6	2.99	6F5	5.00
6A18	2.67	6F6	5.00
6AK5	2.28	6FG6	1.85
6AK8	1.92	6FG7	2.80
6AL3	1.75	6FM7	2.22
6AL5	1.56	6FQ5	2.22
6AL11	3.01	6GE5	2.51
6AM8	2.49	6GF7	2.55
6AN8	2.19	6GH8	1.52
6AO5	1.64	6G17	1.73
6AO8	1.73	6GK6	1.70
6AR5	1.26	6GM6	2.02
6AR11	2.75	6GS7	2.10
6AUS	2.75	6G07	2.02
6AUS	1.56	6GW8	1.93



**DF103**  
500 OHM DYNAMIC MICROPHONE ELEMENT.

This unit — originally made for Telex — offers a VARIETY of uses. It is omni-directional. Comes in a bakelite case measuring 1 3/4" dia. x 3/4" deep, with protective metal grille on face of element. In addition to a mike it can also be used as a speaker, good for alarms, etc.

Our price only \$1.00 ea.;  
6.00 for \$5.00

---

**DF121**  
6 Ft. LINE CORDS  
Black UL approved, unhanked No. 18 gauge wire.

10 for \$2.25; 4 for \$1

---

**25 Amp BRIDGE RECTIFIERS**

A) 50 PRV \$1.88 each  
B) 100 PRV 2.19 each  
C) 200 PRV 2.88 each  
D) 400 PRV \$3.30 each

---

**COPPER CLAD BOARDS.**  
Copper on both sides. Glass Epoxy 1/16" thick 9-3/4" x 18". Excellent quality for either production or experimental work.  
Price \$1.49 ea.; 3 for \$3.99; 12 for \$11.99

---

**DE102 ANOTHER EDLIE SUPER TAPE SPECIAL JUST ARRIVED. A TRAILER LOAD OF REELS OF 1200 FT. QUALITY TAPE.**  
Made by Scotch, Ampex or Soundcraft. These tapes come on 7" reels regular. They were bought surplus and are of excellent grade.  
69¢ ea.; 6 reels for \$3.50  
100 for \$57.50

WRITE FOR FREE  
VALUE PACKED CATALOG  
OUTSIDE USA \$1.00


EDLIE ELECTRONICS, INC. 2700-DP HEMPSTEAD TPKE, LEVITTOWN, N.Y. 11756



## ADVERTISERS INDEX

READER SERVICE NO.	ADVERTISER	PAGE NO.
59	Aaron Gavin Instruments	82
2	Active Electronics Sales Corp.	101
3	American Antenna	Cover 4
4	Ancona Corp.	107
6	AP Products, Inc.	6
7	B & F Enterprises	110
8	B & K Precision, Dynascan Corp.	24
9	Beckman Instruments	33
Cleveland Institute of Electronics Inc. . . . .34, 35, 36, 37		
57	Cobra, Product of Dynascan	Cover 3
1	Communications Electronics	79
10	Compucolor	29
11	Consumers Co.	88
12	Continental Specialties Corp.	2
13	Dick Smith Electronics (HK) Ltd.	67
14	Digi-Key Corp.	97
	Digital Research Corp.	107
16	Douglas Dunhill	25
15	DSI Instruments, Inc.	39
58	Edlie Electronics	109
17	Fisher Corporation	Cover 2
19	Fluke	11
20	Fluke	75
21	Fordham Radio Supply	108
22	Formula International	96
23	General Engines Co.	111
24	Godbout Electronics, Bill	111
25	Grantham College of Engineering	88
5	Heath Co.	12, 13, 71, 72, 73
26	Illinois Audio	89
27	Integrated Circuits	100
28	International Components Corp.	108
29	International Electronics Unlimited	111
30	J & R Music World	95
31	Jameco Electronics	98, 99
	JS & A National Sales Group	1, 7
32	Kedman Company	92
33	Lion Industrial Chemical Corp.	89
34	McIntosh Laboratory, Inc.	20
35	Maxell Corp. of America	21
	Micro Computer Mart	94
36	Micro World	110
37	Mini Micro Mart	90
National Technical Schools . . . . .52, 53, 54, 55		
38	Netronics R & D Ltd.	75
60	Netronics R & D Ltd.	93
	NRI Schools	16, 17, 18, 19
39	Ohio Scientific Instrument	5
40	OK Machine & Tool Corp.	61
41	Osborne & Associates	91
42	PAIA Electronics, Inc.	90
43	PAL "Firestik" Antenna Corp.	95
44	Percom Data Co. Inc.	82
45	Poly Paks	104
46	Quest Electronics	102
Radio Shack . . . . .27, 103		
47	Sabtronic International, Inc.	22, 23
	Sansui Electronics Corp.	15
	Sharper Image, The	9
49	Solid State Sales	110
50	Southwest Technical Products Corp.	78
	Speakerlab, Inc.	92
51	Tab Books	67
52	Technics by Panasonic	40
53	Trans Island Production Ltd.	87
54	Transtronics	83

## MEMORY SPECIAL: Low power 2102 1K static RAM ICs, 10/\$9.90! SOCKET SPECIAL: 16 pin lo-profile sockets (ideal for 2102): 12/\$2.00



### MA1003 CLOCK 'N CASE SPECIAL: \$19.95!

You get: popular MA1003 clock module (works off 12VDC — ideal for car, camper, etc.) plus a case that includes filter and mounting hardware. No LEDs; doesn't wash out. Module only: \$16.50 Case only: \$5.95

### BIPOLAR POWER SUPPLY KIT: \$15.00

Project #13 (specify 6, 8, 9, 12, or 15V DC version). ¼A minimum guaranteed per side, regulated. Does not include case or line cord.

**1791  
MOS LSI  
DUAL DENSITY  
DISK CONTROLLER  
CHIP:  
\$59.00**  
Prime from Western Digital; includes pinout and data.

### HEATH H8 BARE BOARD MEMORY SPECIAL: \$35!

Don't need the full 12K of our standard H8 memory? Then get the board, mounting bracket, edge connector, and print for \$35. Add a few support ICs plus 2102 memory chips to bring memory up to desired level of density.

## FULL FUNCTION, FULL FEATURE, FULL SUPPORT MEMORY:

CompuRAM™ from Godbout memory boards are generally available in 3 forms: unkit (sockets, bypass caps pre-soldered in place for easy assembly); assembled and tested; or qualified under the Certified System Component (CSC) high reliability program.

Name	Storage	Bus	Design	Speed	Configuration	Unkit	Assm	CSC
Econoram II	8K X 8	S-100	static	2 MHz	2 - 4K	\$149	\$164	N/A
Econoram V	16K X 8	S-100	static	4 MHz	1 - 16K	\$295	\$329	\$429
Econoram VI	12K X 8	H8	static	2 MHz	1-8K, 1-4K	\$200	\$279	N/A
Econoram VII	24K X 8	S-100	static	4 MHz	2-4K, 2-8K	\$445	\$485	\$605
Econoram IX	32K X 8	Dig Grp	static	4 MHz	2-4K, 1-8K, 1-16K	\$649	N/A	N/A
Econoram X	32K X 8	S-100	static	4 MHz	2-8K, 1-16K	\$599	\$649	\$789
Econoram XI	32K X 8	SBC	static	4 MHz	2-8K, 1-16K	N/A	N/A	\$1050

#### BANK SELECT MEMORIES (for Alpha Micro Systems, Marinchip, etc.)

Econoram	Storage	Bus	Design	Speed	Configuration	Unkit	Assm	CSC
Econoram XII-16	16K X 8	S-100	static	4 MHz	2 ind. banks*	\$369	\$419	\$519
Econoram XII-24	24K X 8	S-100	static	4 MHz	2 ind. banks*	\$479	\$539	\$649
Econoram XIII	32K X 8	S-100	static	4 MHz	2 ind. banks**	\$629	\$699	\$849

\*Econoram™ is a trademark of Bill Godbout Electronics. \*addressable on 8K boundaries \*\*addressable on 16K boundaries

# GODBOUT

Send for our  
FREE FLYER!!

BILL GODBOUT ELECTRONICS  
BOX 2355, OAKLAND AIRPORT, CA 94614  
CIRCLE NO. 24 ON FREE INFORMATION CARD

TERMS: Orders under \$15 add \$1 handling. Cal. res. add tax. Allow 5% shipping, excess refunded VISA/Mastercharge call 24 hr order desk at (415) 562-0636. Prices good through cover month of magazine COD OK with street address

## FUN AND FREEDOM

### Electrify



Your



Bike!

Ride away with your own silent exciting *electric drive system*. New patented non-polluting Pedalpower installs in minutes on the front wheel of any Bike or Trike. Allows easy pedaling when desired. Over 20,000 sold. Powered by latest 12-volt battery. Recharges at home. Ride 100 miles for a dime. Be independent! Improve your health! Enjoy the outdoors! Simple single lever control allows you to go where you want to, when you want to. Rebate plan and Senior Citizen time payment plan available! **MONEY BACK GUARANTEE.** Save \$15.00 - call toll free: 800-257-7955\* - or send today for \$15.00 coupon and free illustrated booklet. **Added bonus:** Receive free information on complete line of Electric Cars, Electric Bikes and Trikes.

Save  
\$15.00  
**General Engines Co.**  
5384 Mantua Blvd.  
Sewell, N.J. 08080

\*In N.J., Alaska, or HI. Call Collect: (609) 468-0270  
CIRCLE NO. 23 ON FREE INFORMATION CARD

## INTERNATIONAL ELECTRONICS UNLIMITED

### METAL FILM RESISTORS **Rohm**

445 VALUES IN STOCK - 10 ohm to 475K ohm  
± 1% ¼ WATT CRA ¼ (RN60)

TEMP. COEF. ± 50 PPM/°C

TOTAL QTY	PRICE (each)	PRICE (Min 10 per value)	PRICE (Min 25 per value)	PRICE (Min 100 per value)
1-99	-.25ea	.20ea	2.25/25	
100-999	-.06ea	.10ea	2.10/25	7.50/100
1000+	-.15ea	-.10ea	2.00/25	7.25/100

### CARBON FILM RESISTORS **Rohm**

QTY.	PRICE (each)	PRICE (Minimum 10 per value)	PRICE (Minimum 100 per value)
0-18	\$1.00 ea		
10-100	\$1.00 ea	\$.05 ea	
100-1000		\$.04 ea	\$3.00/100
1000+			\$2.50/100

### CERAMIC CAPACITORS

1pf	22pf	56pf	120pf	270pf	820pf	0047uf	030uf
5pf	27pf	68pf	150pf	390pf	.001uf	01uf	050uf
7pf	33pf	82pf	180pf	470pf	.0015uf	015uf	1uf
10pf	47pf	100pf	220pf	600pf	.003uf	022uf	
						1pf-.050u .1uf	
						\$ .10 .15	
						10-.99 .06 .10	
						100-.05 .08	

### POLYESTER FILM CAPACITORS

1-9	10-99	100-	1-9	10-99	100-		
001u/100V	-.12	.09	.06	.022u/100V	.13	.08	.07
.0033u/100V	-.12	.09	.06	.023u/50V	.13	.08	.07
.0042u/100V	-.12	.09	.06	.033u/100V	.15	.09	.08
01u/100V	-.12	.09	.06	.047u/100V	.19	.16	.12
015u/100V	-.12	.09	.06	.1u/100V	.24	.20	.15
018u/100V	-.12	.09	.06	.22u/100V	.33	.28	.17
02u/50V	-.13	.08	.07	.47u/100V	.50	.30	.25

### TANTALUM CAPACITORS

1-9	10-	1-9	10-					
.22u/35V	-.25	.20	6.8u/6V	.30	.25	22u/16V	-.45	-.40
.33u/35V	-.25	.20	6.8u/16V	.30	.25	33u/10V	-.55	-.50
1u/35V	-.28	.20	6.8u/50V	.35	.30	47u/6V	-.65	-.60
2.2u/20V	-.28	.23	10u/16V	.35	.30	47u/20V	-.65	-.55
2.2u/35V	-.30	.25	10u/20V	.38	.33	56u/6V	-.75	-.65
3.3u/35V	-.35	.30	15u/6.3V	.38	.33	100u/20V	1.45	
4.7u/16V	-.30	.25	15u/20V	.45	.40			

write for info on kits of all above products

COMPLETE SATISFACTION GUARANTEED. SHIPMENT TO US AND CANADA PREPAID UNLESS INDICATED OTHERWISE. OTHER COUNTRIES ADD 10% - EXCESS REFUNDED. ORDERS SHIPPED IN 3 WORKING DAYS FROM RECEIPT. MINIMUM ORDER \$10.00. 709-223-3810

INTERNATIONAL ELECTRONICS UNLIMITED  
225 Broadway, Jackson, Ca. 95642

CIRCLE NO. 29 ON FREE INFORMATION CARD

# Electronics Classified

**REGULAR CLASSIFIED: COMMERCIAL RATE:** For firms or individuals offering commercial products or services, \$2.50 per word. Minimum order \$37.50. **EXPAND-AD® CLASSIFIED RATE:** \$3.75 per word. Minimum order \$56.25. Frequency discount: 5% for 6 months; 10% for 12 months paid in advance. **PERSONAL RATE:** For individuals with a personal item to buy or sell, \$1.50 per word. No minimum! **DISPLAY CLASSIFIED:** 1" by 1 column (2-1/4" wide), \$300. 2" by 1 column, \$600.00. 3" by 1 column, \$900.00. Advertiser to supply film positives. For frequency rates, please inquire. **GENERAL INFORMATION:** Ad copy must be typewritten or clearly printed. Payment must accompany copy except when ads are to be billed on credit cards — American Express, Diners Club, Master Charge, VISA (supply expiration date) — or when ads are placed by accredited advertising agencies. First word in all ads set in caps. All copy subject to publisher's approval. All advertisers using Post Office Boxes in their addresses **MUST** supply publisher with permanent address and telephone number before ad can be run. Advertisements will not be published which advertise or promote the use of devices for the surreptitious interception of communications. Ads are not acknowledged. They will appear in first issue to go to press after closing date. Closing Date: 1st of the 2nd month preceding cover date (for example, March issue closes January 1st). Send order and remittance to Classified Advertising, **POPULAR ELECTRONICS**, One Park Avenue, New York, N.Y. 10016. For inquiries, contact Linda Lemberg at (212) 725-3924.

## FOR SALE

**FREE!** Bargain Catalog—I.C.'s, LED's, readouts, fiber optics, calculators parts & kits, semiconductors, parts. Poly Paks, Box 942PE, Lynnfield, Mass. 01940.

**GOVERNMENT** and industrial surplus receivers, transmitters, snooper scopes, electronic parts, Picture Catalog 25 cents. Meshna, Nahant, Mass. 01908.

**LOWEST Prices** Electronic Parts. Confidential Catalog Free. KNAPP, 4750 96th St N., St. Petersburg, FL 33708.

**ELECTRONIC PARTS**, semiconductors, kits. **FREE FLYER**. Large catalog \$1.00 deposit. **BIGELOW ELECTRONICS**, Bluffton, Ohio 45817.

**RADIO—T.V. Tubes—36 cents each**. Send for free catalog. Cornell, 4213 University, San Diego, Calif. 92105.

**AMATEUR SCIENTISTS**, Electronics Experimenters, Science Fair Students . . . Construction plans — Complete, including drawings, schematics, parts list with prices and sources . . . Robot Man — Psychedelic shows — Lasers — Emotion/Lie Detector — Touch Tone Dial — Quadraphonic Adapter — Transistorized Ignition — Burglar Alarm — Sound Meter . . . over 60 items. Send \$1.00 (no stamps) for complete catalog. Technical Writers Group, Box 5994, University Station, Raleigh, N.C. 27650.

**SOUND SYNTHESIZER KITS—Surf \$14.95, Wind \$14.95, Wind Chimes \$19.95, Musical Accessories, many more.** Catalog free. PAIA Electronics, Box J14359, Oklahoma City, OK 73114.

**HEAR POLICE / FIRE Dispatchers!** Catalog shows exclusive directories of "confidential" channels, scanners. Send postage stamp. Communications, Box 56-PE, Commack, N.Y. 11725.

**TELETYPE EQUIPMENT:** Copy Military, Press, Weather, Amateur, Commercial Transmissions. Catalog \$1.00. **WEATHER MAP RECORDERS:** Copy Satellite Photographs, National-Local Weather Maps. Learn How! \$1.00. Atlantic Sales, 3730 Nautilus Ave., Brooklyn, NY 11224. Phone: (212) 372-0349.

**WHOLESALE C.B.**, Scanners, Antennas, Catalog 25 cents. Crystals: Special cut, \$4.95, Monitor \$3.95. Send make, model, frequency. G. Enterprises, Box 461P, Clearfield, UT 84015.

**BUILD AND SAVE TELEPHONES, TELEVISION, DETECTIVE, BROADCAST Electronics.** We sell construction plans with an Engineering Service. Speakerphones, Answering Machines, Carphones, Phonevision, Dialers, Color TV Converters, VTR, Games, \$25 TV Camera, Electron Microscope, Special Effects Generator, Time Base Corrector, Chroma Key, Engineering Courses in Telephone, Integrated Circuits, Detective Electronics. **PLUS MUCH MORE!** **NEW Super Hobby Catalog PLUS year's subscription to Electronic News Letter, \$1.00.** Don Britton Enterprises, 6200 Wilshire Blvd., Los Angeles, Calif. 90048.

**NAME BRAND Test Equipment.** Up to 50% discount. Free catalog. Salen Electronics, Box 82, Skokie, Illinois 60077.

**NAME BRAND TEST EQUIPMENT** at discount prices. 72 page catalogue free. Write: Dept. PE, North American Electronics, 1468 West 25th Street, Cleveland, OH 44113.

**UNSCRAMBLERS FOR any scanner.** Several models available. Free literature. Capri Electronics, 8753T Windom, St. Louis, MO 63114.

**POPULAR ELECTRONICS INDEXES** For 1977 now available. Prepared in cooperation with the Editors of "P/E," this index contains hundreds of references to product tests, construction projects, circuit tips and theory and is an essential companion to your magazine collection. 1977 Edition, \$1.50 per copy. All editions from 1972 onward still available at the same price. Add \$.25 per order for postage and handling. \$.50 per copy, foreign orders. **INDEX**, 6195 Deer Path, Manassas, Va. 22110.

**UNSCRAMBLER KIT.** Tunes all scramble frequencies, may be built-in most scanners, 2-3/4 x 2-1/4 X 1/2. \$19.95. Factory built Code-Breaker, \$29.95. Free Catalog: **KRYSTAL KITS**, Box 445, Bentonville, Ark. 72712. (501) 273-5340.

**B&K Test Equipment.** Free catalog. Free Shipping. Dinosaur discounts. Spacetron-AV, 948 Prospect, Elmhurst, IL 60126.

**BUILD THE ARTISAN ELECTRONIC ORGAN . . .** The 20th century successor to the classic pipe organ. Kits feature modular construction, with logic controlled stops and RAM Pre-Set Memory System. Be an ar-ti-san. Write for our free brochure. AOK Manufacturing, Inc., Box 445, Kenmore, WA 98028.

## WRITE US AND WE'LL SEND YOU THE BEST CATALOG YOU EVER READ!

No kidding. Speakerlab's catalog took longer to write than some of our competitors have been in business. In fact, we created an industry by "building great kits so you can afford great speakers." Our catalog is an invaluable manual of speaker function and design. And it will introduce you to the finest speaker kits made anywhere...with the strongest money-back guarantee. Find out for yourself...**FREE. FREE.** that is. Write now. Right now.



**Speakerlab®**  
Dept. C-PE, 735 N. Northlake Way  
Seattle, WA 98103

**POLICE/FIRE SCANNERS,** crystals, antennas, CBs, Radar Detectors. HPR, Box 19224, Denver, CO 80219.

**CB RADIOS, VHF-UHF Scanners, Crystal, Antennas, Radar Detectors.** Wholesale. Southland, Box 3591, Baytown, TX 77520.

**CIRCUIT BOARDS** from production-ready artwork. Free details. **QUANTITY discounts.** CM CIRCUITS, 22 Maple Ave., Lackawanna, NY 14218.

**UNSCRAMBLE CODED MESSAGES** from Police, Fire and Medical Channels. Same day service. Satisfaction guaranteed. Don Nobles Electronics, Inc., Rt. 7, Box 265B, Hot Springs, Arkansas 71901. (501) 623-6027.

**MONTHLY PICTURE FLYER.** Quality Surplus Electronic parts. Low Prices. Star-Tronics, Box 683, McMinnville, OR 97128.

**PRINTED CIRCUIT** supplies, chemicals, tools, artwork, plating solutions. Major credit cards. Catalog \$1.00, refundable. **CIRCOLEX**, Box 198, Marcy, NY 13403.

**RECONDITIONED TEST EQUIPMENT \$1.00** for catalog. **WALTER'S TEST EQUIPMENT**, 2697 Nickel, San Pablo, CA 94806, (415) 758-1050.

**CHEMICALS, Lab Supplies.** Lowest prices, fastest service anywhere. Listing 25¢. Westech Corp., Box 593, Logan, Utah 84321.

**LOW, LOW Component Prices!** Ask for free flyer. Write: EEP, 11 Revere Place, Tappan, NY 10983.

**Super Wireless Mic**

10 times more powerful than other mics. Transmits up to 1/4 mile to any FM radio. Easy to assemble kit. 15V battery (not incl.) Call (305) 725-1000 or send \$18.95 + \$1.00 shipping to USI Corp., P.O. Box PE-2052, Melbourne, FL 32901. **COO's accept.** For catalog of transmitters, voice scramblers and other specialty items, enclose \$2.00 to USI Corp.

**\$18.95**  
Qty Disc Avail

**NEGATIVE ION GENERATORS AND ACCESSORIES.** (Kits). Fascinating details—\$1.00. Golden Enterprises, Box 1282-PE, Glendale, Arizona 85311.

**OPTO ELECTRONIC DEVICES,** laser diodes, LED's, fiber optics for experimenter and electronic enthusiast. For free information, write: Eastern Electronics, P.O. Box 2204, Clifton, NJ 07015.

### SATELLITE TV

**GET 50 CHANNELS!**

It's all true! No matter where you live receive movies, sports, pay television, sports from around the world! 24-hour programming! Crystal clear reception! For complete information, sources and design information, send \$1.85.

**SPACECOAST RESEARCH**  
Dept. D, P.O. Box 442, Altamonte Springs, FL 32701

New Technology!

**THE INCREDIBLE SECRET MONEY MACHINE** is Don Lancaster's outrageous new "cookbook". Get your autographed copy for \$6.95 postpaid. Synergetics PE-9, Box 1112, Parker, AZ 85344. VISA accepted.

**BARGAINS GALORE!** Collectors, hams, experimenters, dealers! Buy-sell-trade through Electronics Trader monthly swap sheet, only \$6.00/year or send stamp for sample. Electronics Trader, Darwin, CA 93522.

**200 PAGE CATALOG** listing thousands of chemicals, glassware and lab equipment. Send \$2.00 to: Merrell Scientific, 1665 Buffalo Rd., Dept. PE, Rochester, NY 14624.

**TRANSISTORS, IC's, RF-Power,** for communications, TV, audio repairs, 2SC756A - \$2.00, 2SC1307 - \$2.15, 2N6084 - \$14.50, STK439 - \$8.75. Many more. Free catalog. B&D Enterprises, Box 32, Mt. Jewett, PA 16740, (814) 837-6820.

**TRANSIENT VOLTAGE SUPPRESSOR:** Phillips' PA120-1N. SASE for details. \$29.95 ppd. IL + 5%. Micro Business Computers, RR2, Thompsonville, Illinois 62890.

**VTR OWNERS —** For a free copy of classified newsletter containing new and used equipment, supplies and directory, write: **VIDEO TRADER**, Post Office Box 935A, Derry, NH 03038.

**FREE PARTS** with purchase of cabinets and boxes. Send \$2 for sample box or write: Cunningham, 473 Somer, Leetonia, Ohio 44431.

**1000 WATT BROADCAST TRANSMITTER,** Harris BA-1A, excellent condition. \$1600. Wholesale Electronics, 8450 Northland Drive, Stanwood, MI 49346.

**VARIABLE FREQUENCY** Square Wave Generator. Circuit Drive 180MA at 5V to 18V. 1 Cycle/10SEC to 30Hz. Can directly drive TTL, LED's, Relays, SCR's, Transistors, etc. 100's of applications assembled-tested, \$4.95 guaranteed. K3 Electronics, Box 100, Athens, NY 12015. Telephone 518-945-1609.

**FREE CATALOG!** Strobes, LED's, IC's, Calculators, Photo-Electronic Products, Unique Kits and Components. Chaney Electronics, Box 27038, Denver, CO 80227.

**FOR SALE — SYM-1** \$195, Box 742, Syosset, NY 11791.

### New Morse-A-Word Code Reader

IDEAL FOR BEGINNERS SWL'S AND AMATEURS CONNECTS TO YOUR RECEIVER SPEAKER FULL EIGHT CHARACTER READOUT ORDER MAYIF \$249.95, KIT \$169.95. SEND CHECK OR MONEY ORDER. USE YOUR VISA OR MASTER CHARGE ADD \$3.50 FOR SHIPPING.

**Microcraft Corporation**  
P.O. Box 513, Thiensville, Wisconsin 53082

**RECEIVE FREQUENCY ADAPTOR,** converts your receiver to digital readout. Davis Electronics, 636 Sheridan, Tonawanda, NY 14150. 1-716/874-5848.



PRINTED CIRCUIT BOARDS, your artwork, 45¢ sq. in. single sided, 60¢ sq. in. double sided. Mail your order now, or send for free details. Digitronics, P.O. Box 2494, Toledo, OH 43606.

## PLANS AND KITS

**AMAZING ELECTRONIC PRODUCTS**

LASERS SUPER POWERED, RIFLE, PISTOL, POCKET, SEE IN DARK, PYRO, TECHNICAL DE-BUGGING, UNCRAMBLERS, GIANT TESLA, STUNWAND, TV DISRUPTER, ENERGY PRODUCING, SCIENTIFIC DETECTION, ELECTRYFING, CHEMICAL, ULTRASONIC, CB, AERO, AUTO AND MECH DEVICES, HUNDREDS MORE - ALL NEW PLUS INFO UNLTD PARTS SERVICE

**INFORMATION unlimited**

CATALOG \$1 Dept. E8, Box 716, Amherst, NH 03031

FREE KIT Catalog contains Test and Experimenter's Equipment. Dage Scientific Instruments, Box 1054P, Livermore, CA 94550.



**TIGER 500  
SIMPLI-KIT**

**FOR THE DO-IT-YOURSELFER**

NOW! a high quality CD ELECTRONIC IGNITION SYSTEM in kit form.

Contains all components and solder to build complete Solid-State Electronic CD Ignition System for your car. Assembly requires less than 3 hours.

- Increases MPG 15%
- Increases horsepower 15%
- Plugs and Points last 50,000 miles
- Eliminates 4 or 5 tune-ups
- Instant starting, any weather
- Dual system switch

Fits only 12 volt neg. ground  
Only \$26.95 postpaid

**Tri-Star Corporation**  
P.O. Box 1727 Grand Junction, Colorado 81501

## BUILD YOUR OWN SYMPHONY OF SOUND!



It's fun and easy—takes just minutes a day! Complete kits for organs, pianos, strings, rhythms, amplifiers, synthesizers. Also factory assembled. 104-page catalog \$2.00



**Wersi Electronics, Inc.**  
Dept. ZD, 1720 Hempstead Road  
Lancaster, PA 17601

TV-OSCILLOSCOPE CONVERTER externally adapts TV into audio frequency oscilloscope. Info. \$1.00, Plans \$7.50, with P.C. \$15.00, TV-1 VHF modulator \$12.00, complete kit \$60.00. Evolutionics, Box 855-H, San Rafael, CA 94902.

PRINTED CIRCUIT Boards from sketch or artwork. Kit projects. Free details. DANOCINTHS Inc., Box 261, Westland, MI 48185.

CB/HAM ACCESSORIES, kits, parts, construction plans — catalog. Omnipolarized antenna, 300 MHz counter, Modulation booster. Plans \$3.00 each, \$7.50 all. PANAXIS, Box 130-A6, Paradise, CA 95969.

TAPE — SLIDE Synchronizer, multiprojector, lap-dissolve plans, \$5.50. Audiovisual group, \$8.50. Millers, 1896 Maywood, S.Eucld, OH 44121.

WELDING-BURNING LASER—\$9.00, Five Laser Plans—\$8.00, Laser Light Show—\$19.00, "Wild Ideas" Catalog—\$2.00. Solaser, "PE679", Box 1015, Claremont, CA 91711.

TACHOMETER DIGITAL READOUT, accurately monitors auto or marine engines. Fits engines 4, 6, 8, cylinders, 12 volt. Kit \$19.95, assembled \$24.95, P&H \$2.00. D.A.K. Electronics, Dept. 679PE, 49 Holiday Blvd., C. Moriches, NY 11934.

DOLBY ADD-ON ENCODES/DECODES RECORDINGS, FM. Quality components, complete kit. Calibration tapes. Comprehensive test report. PE-J INTEGREX, Box 747, Havertown, PA. 19083.

ELECTRONIC KITS under \$5. Includes wireless mic., electronic sirens, etc. Brochure. Electrokit, Box 568, Milford, Mass. 01757.

TOP QUALITY IMPORTED KITS, IC's, foreign transistors. Free catalog. International Electronics, Box 567, Williamsville, NY 14221.

KEYED NUMBER ELECTRONIC LOCK. \$3.00 for complete plans, includes the keyboard. JLA, Box 661, Rouses Point, NY 12976.

150% PROFIT. Build Speaker Systems. Simple construction. Complete illustrated instructions. Send \$1.50. ABC Electronics, 10 Redwood Road, Saugerties, NY 12477.

TOXIC GAS/SMOKE ALARM KIT. Safe non-radioactive, supplied with Plug-in Transformer, \$10.95. Romar Systems, 85-76th Street, Brooklyn, N.Y. 11209.

DON'T TOUCH that headlight switch again! Do-it-yourself automatic vehicle light control. Plans, instructions \$3.49; kit \$29.99; assembled \$49.99. Guaranteed. ESI, 4500 E. Speedway #33, Tucson, AZ 85712.

HIGH QUALITY 50 watt amplifier, simple construction, plans: \$3.00. Audio Design, Box 162003, Sacramento, CA 95816.

ELECTRONICS KITS: For information, send self addressed stamped envelope. GI Kits, Box 2329, Garland, TX 75041.

BIG SCREEN TV without the big price. Use your 9" to 19" TV. Factory to you kits, 4' to 7' screens, quality lenses and components, \$3 for plans and catalog: US Projection, Dept. PE6, 504 No. 1st Ave., Mpls, MN 55403.

## TELEPHONES & PARTS

TELEPHONES UNLIMITED, Equipment Supplies. All types, Regular, Keyed, Modular. Catalog 50 cents. Box 1147E, San Diego, California 92112.

OMAK PHONE CENTER. All types of telephones — keyed, modular and decorator. Catalog \$1.00 (refundable). Box 38, Beardstown, IL 62618. (217) 323-3963.

## ALARMS

QUALITY BURGLAR-FIRE ALARM EQUIPMENT at discount prices. Free Catalog! Steffens, Box 624K, Cranford, N.J. 07016.

**Burglar - Fire - Smoke Alarm Catalog**

• Billions of dollars lost annually due to lack of protective warning alarms.

**FREE CATALOG** Shows you how to protect your home, business and person. Wholesale prices. Do-it-yourself. Free engineering service.




**Burdex Security Co.**

Box 82802 PE-069 Lincoln, Ne. 68501

## WANTED

GOLD, Silver, Platinum, Mercury, Tantalum wanted. Highest prices paid by refinery. Ores assayed. Free circular. Mercury Terminal, Norwood, MA 02062.

## TUBES

RADIO & T.V. Tubes—36 cents each. Send for free Catalog. Cornell, 4213 University, San Diego, Calif. 92105.


TUBES: "Oldies", Latest, Supplies, components, schematics. Catalog Free (stamp appreciated). Steinmetz, 7519-PE Maplewood, Hammond, Ind. 46324.

TUBES-RECEIVING, Industrial and Semiconductors Factory Boxed. Free price sheet including TV, Radio and audio parts list. Translateronic, Inc., 1365 39th St., Brooklyn, New York 11218. Telephone: (212) 633-2800. Toll free: 800-221-5802.

BARGAIN Prices on Radio/TV, industrial, obsolete types. Free list. Conelco, Box 67, Trona, CA 93562.

## HIGH FIDELITY

DIAMOND NEEDLES and Stereo Cartridges at Discount prices for Shure, Pickering, Stanton, Empire, Grado and ADC. Send for free catalog. LYLE CARTRIDGES, Dept. P, Box 69, Kensington Station, Brooklyn, New York 11218. For Fast Service call Toll Free 800-221-0906.



SEAS loudspeaker kits are the result of an extensive research and development program. No effort has been spared in developing what is one of the most advanced range of speaker systems on the market today.

SEAS FABRIKKER A/S, one of Europe's largest and most up to date speaker manufacturers, ensures the quality of this range of loudspeakers, to guarantee you the utmost in listening pleasure.

For SEAS Catalogue, send \$1 (refundable) to:

SpeakerKit  
P.O. BOX 12PE  
MEMONIE, WI 54751

LOWEST PRICES on stereo components, BOSE, SAE, DBX and more. Dynamic Sound, Box 168(B), Starkville, MS 39759. (601) 323-0750. 1 PM - 9 PM.

## GOVERNMENT SURPLUS

MANUALS for Govt Surplus radios, test sets, scopes. List 50 cents (coin). Books, 7218 Roanne Drive, Washington, D.C. 20021.

JEEPS—\$59.30!! — CARS—\$33.50!! — 200,000 ITEMS!! — GOVERNMENT SURPLUS — Most COMPREHENSIVE DIRECTORY AVAILABLE tells how, where to buy — YOUR AREA — \$2.00 — MONEYBACK GUARANTEE — Government Information Services, Department GE-70, Box 99249, San Francisco. California 94109.

GOVERNMENT SURPLUS. Buy your Area. How, where. Send \$2.00. SURPLUS HEADQUARTERS BUILDING, Box 30177-PE, Washington, D.C. 20014.

## PERSONALS

MAKE FRIENDS WORLDWIDE through international correspondence, illustrated brochure free. Hermes-Verlag, Box 110660/Z, D-1000 Berlin 11, W. Germany.

PENFRIENDS — ENGLAND — USA, through correspondence. Send age, interests. Free reply. Harmony, Box IE, Brooklyn, NY 11223.

STARTLING DISCOVERY! New REMARKABLY EASY WAY to increase self-confidence, conversational ability and poise. INSTANT SUCCESS proven with new method. Book: \$1.00 plus 25¢ postage and handling, to: Knowledge, P.O. Box 715, Easton, Maryland 21601.

## INSTRUCTION

UNIVERSITY DEGREES BY MAIL! Bachelors, Masters, Ph.D's. Free revealing details. Counseling, Box 317-PE06, Tustin, California 92680.

LEARN WHILE ASLEEP! HYPNOTIZE! Astonishing details, strange catalog free! Autosuggestion, Box 24-ZD, Olympia, Washington 98507.

INTENSIVE 5 week course for Broadcast Engineers. FCC First Class license. Student rooms at the school. Radio Engineering Inc., 61 N. Pineapple Ave., Sarasota, FL 33577.

1979 "TESTS - ANSWERS" for FCC First Class License. Plus - "Self Study Ability Test." Proven! \$9.95 Unconditional Moneyback Guarantee. Command Productions, Box 26348-P, San Francisco, CA 94126.

PASS FCC EXAMINATIONS — 1st - 2nd - 3rd - Radar. Proven method by Victor Veley, noted author-teacher. Part I, Workbook consisting of hundreds of problems with complete solutions. Part II, Question and Answer Manual has hundreds of practice questions. Complete course — Both Manuals, \$14.95 postpaid. Oeffinger Publishing, Box 1240, Garden Grove, Calif. 92642.

**RADIO BROADCASTING:** Become DJ, engineer. Start your own station — investment/experience unnecessary! Receive free equipment, records. Free details. Broadcasting, Box 130-A6, Paradise, CA 95969.

**FCC LICENSE** over 1200 questions, answers, discussions, illustrations. 3rd, 2nd, 1st, phone, radar, broadcast, endorsements. \$14.95. **SPECIFIC SKILLS INTERNATIONALE Inc.**, P.O. Box 1233, Cocoa, Florida 32922. Mastercharge/VISA.

**UNIVERSITY DEGREES BY MAIL!!!** Bachelor's, Master's, Doctorates. Free Information. Careers, Department Education, Box 10068, Washington, DC 20018.

## MICROCOMPUTERS

**TRS-80 MICRO COMPUTERS** by Radio Shack® at 15% discount! Also have software for business systems. Micro Management Systems, Cairo, GA 31728. (912) 377-7120.

## FOR INVENTORS

**PATENT AND DEVELOP** Your invention. Registered Patent Agent and Licensed Professional Engineer. Send for **FREE PATENT INFORMATION** every inventor should have. Richard L. Miller, P.E., 3612 Woolworth Building, New York, NY 10007. (212) 267-5252.

**INVENTORS: FREE INFORMATION** on offering your invention for sale. Kessler Sales Corporation, Dept C-256, Fremont, Ohio 43420.

## BUSINESS OPPORTUNITIES

**I MADE \$40,000.00** Year by Mailorder! Helped others make money! Torrey, Box 318-NN, Ypsilanti, Michigan 48197.

**FREE CATALOGS.** Repair air conditioning, refrigeration. Tools, supplies, full instructions. Doolin, 2016 Canton, Dallas, Texas 75201.

**NEW LUXURY Car** Without Cost. Free Details! Codex-ZZ, Box 6073, Toledo, Ohio 43614.

**MECHANICALLY INCLINED** individuals desiring ownership of Small Electronics Manufacturing Business — without investment. Write: **BUSINESSES**, 92-K2 Brighton 11th, Brooklyn, New York 11235.

**MILLIONS in Mail!!!** Free Secrets. Transworld-17, Box 6226, Toledo, OH 43614.

### MECHANICALLY INCLINED INDIVIDUALS

Assemble electronic devices in your home. Be your own boss. Get started in spare time. Little experience, knowledge or investment necessary. Expect big profits: \$300 - \$600/Wk. Possible. Write for free literature telling how.

**ELECTRONIC DEVELOPMENT LAB**  
Box 1560PE, Pinellas Park, FL 33565

**\$1200.00 MONTHLY** Correcting Pupils' Lessons!!! Start immediately. Free Report. Send self-addressed stamped envelope. Home, Box 9201-SJXO, San Diego, CA 92109.

**BEAT THE RACES!** Free Booklet! "Unlimited Lifetime Income From Thoroughbreds-Harness". Elias, Box 47BB, Brooklyn, NY 11219.

**EARN EXTRA MONEY** — Homeworkers Needed Stuffing Envelopes! Free Details. Write: Jadeway, Box 186-ZD, Gaines, MI 48436.

**SECOND INCOME STUFFING ENVELOPES.** \$750/1000 weekly possible! Rush stamped envelope and 25¢: ASHCO, Box 4394-PE6, Corpus Christi, TX 78408.

**ERASE DEBTS** with little-known law—create wealth! Details **FREE**—Blueprints, No. EE6, Box 900, Bronx, NY 10471.

**\$400 FIRST WEEK** with Ad Clocks or money back. Your own Advertising Business. Action Ad Clocks, Room AC-376-IF, 1512 Jarvis, Chicago, IL 60626.

**ATTENTION DISTRIBUTORS and DEALERS.** Major manufacturer of Computer Cassettes now offering low priced, high quality certified cassettes for Home Hobbies. Seeking outlets. Call or write: Vince Rucco, **MAGNETIC INFORMATION SYSTEMS**, 415 Howe Avenue, Shelton, Conn. 06484. (203) 735-6477.

## EMPLOYMENT OPPORTUNITIES

**ELECTRONICS/AVIONICS EMPLOYMENT OPPORTUNITIES.** Report on jobs now open. Details **FREE**. Aviation Employment Information Service, Box 240E, Northport, New York 11768.

**ELECTRONIC INSTRUCTOR NEEDED** — for information contact: Technical Education, Hutchinson Community College, 1300 North Plum, Hutchinson, Kansas 67501.

**RADIO-TV JOBS . . .** Stations hiring nationwide! Free details: "Job Leads", 1680-PG Vine, Hollywood, CA 90028.

## DO-IT-YOURSELF

**MODULAR TELEPHONES** now available. Sets and components, compatible with Western Electric concept. Catalog 50 cents. Box 1147W, San Diego, California 92112.

**AUDIO/ANALOG/SYNTHESIS.** Plans, parts, kits, etc. for the most exciting sound projects ever. Get on our mailing list, send 25¢ to: CFR Associates Inc., Newton, N.H. 03858.

**COMPLETE LINE Security Systems** for home, Business. Send self addressed, stamped envelope. Darbar, Box 1147E, San Diego, CA 92112.

**BUILD and INSTALL** your own Burglar Alarm. Ideal for homes and apartments. Plans \$5.00. Noeller, 1706 Euclid, Hughson, CA 95326.

**BURGLAR PROTECTION** increases the value of home. Free alarm catalogue. Electric Alarm, Box 7881, Colorado Springs, CO 80933.

## HYPNOTISM

**FREE Hypnotism.** Self-Hypnosis. Sleep Learning Catalog! Drawer H400, Ruidoso, New Mexico 88345.

## RUBBER STAMPS

**RUBBER STAMPS, BUSINESS CARDS.** Many new products. Catalog. Jackson's, E-100, Brownsville Rd., Mt. Vernon, Ill. 62864.

## BOOKS AND MAGAZINES

**FREE book prophet Elijah** coming before Christ. Wonderful bible evidence. MEGIDDO Mission, Dept. 64, 481 Thurston Rd., Rochester, N.Y. 14619.

## psychology today CASSETTES

**PSYCHOLOGY TODAY** offers a free catalog which includes a complete up-to-date listing of cassettes available. These tapes feature leading authorities who share their ideas and findings on a wide range of important topics in all areas of the behavioral and social sciences. To obtain the Psychology Today Cassette catalog, **FREE-OF-CHARGE**, write to: CASSETTE CATALOG, P.O. Box 278, Pratt Station, Brooklyn, N.Y. 11205.

**UNDERSTANDING  
DIGITAL ELECTRONICS**

265 pages \$3.95. Order #LCB-3311. Check or money order: Texas Instruments, P.O. Box 3640, M/S84 Dept. PE679 Dallas, Texas 75285. Add sales tax where applicable.

**TEXAS INSTRUMENTS**  
INCORPORATED

## REAL ESTATE

**BIG . . . FREE . . . SUMMER CATALOG!** Over 2,600 top values coast to coast!! **UNITED FARM AGENCY**, 612-EP, West 47th, Kansas City, MO 64112.

## MOTION PICTURE FILMS

**SPORTLITE YOUR SOURCE** FOR ALL NEW S8 Sound Films. "Buck Rogers" 1979 version, 2-8 col 200' \$32.00\*. "Silent Running" (1972) Bruce Dern & robots battle to save botanical space lab, a sci-fi classic. 400' S-8 color/sd \$54.00\*. Lon Chaney "Mummy's Tomb" (1942) just released in 400' B&W sound format \$40.00\*. "Two Minute Warning" (1976) S-8 color 400' reel. Charlton Heston in SWAT team to catch sniper at SuperBowl. \$54.95\* ea. Old horror sound favorites—"Frankenstein", "Dracula", "Creature with the Atom Brain", "Strait-Jacket." Each 400' B&W sound \$36.95 each\*, limited quantities. Baseball Comedy "Who's On First?" with Abbott and Costello. S8 100' B&W/SD \$15.95; S8 200' mag sd \$22.95, 16mm optical sound \$38.95 ea.\* Add \$1.00 per film for shipping and handling. Mail order today. Any questions? Call (312) 236-8955. New Universal 64-pg glossy catalog, \$1.25. Columbia, Sportlite, Ring Classics, Universal order forms, 40¢ ea. **SPORTLITE FILMS**, Elect-6/79, Box 24-500, Speedway, IN 46224.

## MISCELLANEOUS

**MPG INCREASED!** Bypass Pollution Devices easily. **REVERSIBLY!!** Free details — Posco GEE6, 453 W. 256, NYC 10471.

**GASOLINE MILEAGE INCREASED DRAMATICALLY!** Simplified retuning methods. Details **FREE!** Techneering, Box 1688PE, Columbia, MO 65201.

**NEW CAR FREE YEARLY!** Free information! Super-Car Publications, Box 28101-N, St. Louis, MO 63119.

**RUBBER STAMPS, BUSINESS CARDS.** Many new products. Catalog. Jackson's, E-100, Brownsville Rd., Mt. Vernon, Ill. 62864.

## CLASSIFIED ADVERTISING ORDER FORM

1	2	3
4	5	6
7	8	9
10	11	12
13	14	15
16	17	18
19	20	21
22	23	24
25	26	27
28	29	30
31	32	33
34	35	36

Please refer to heading on first page of this section for complete data concerning terms, frequency discounts, closing dates, etc. **WORD COUNT:** 15 **WORD MINIMUM.** Include name and address. Name of city (Des Moines) or of state (New York) counts as one word each. Zip Code not counted. Count each abbreviation, initial, single figure or group of figures or letters as a word. Symbols such as 35mm, CDD, PO, AC, etc. count as one word. Hyphenated words count as two words. Telephone numbers count as one word.

Words \_\_\_\_\_

Commercial Rate \$2.50  
Expand-Ad Rate \$3.75  
Personal Rate \$1.50

Insertions \_\_\_\_\_

Enclosed is \$ \_\_\_\_\_

**CHARGE.** You will be billed monthly

American Express  Master Charge  
 Visa  Diners Club

Account # \_\_\_\_\_

Expiration Date \_\_\_\_\_ Master Charge Interbank # (4 digits above name) \_\_\_\_\_

SIGNATURE \_\_\_\_\_

PRINT NAME \_\_\_\_\_

ADDRESS \_\_\_\_\_

CITY \_\_\_\_\_ STATE \_\_\_\_\_ ZIP \_\_\_\_\_



PE-679

The Cobra 50XLR CB has it all. AM/FM Stereo. Cassette. And CB. All in one compact unit. All engineered to bring you the same loud and clear sound Cobra is famous for.

The remote mike houses the channel selector, squelch control, and channel indicator. So all you need for talking CB is right there in your hand. The cassette player features through the dial loading and four-way fader control.

Because they're only five inches deep, there's a Cobra in-dash radio to fit almost any car with little or no modification to the dash. This feature, plus the step-by-step Installation Manual and Universal

Installation Kit makes them the easiest in-dash radios to install. And our Nationwide network of Authorized Service Centers makes them the easiest to service.

There are four Cobra in-dash models to choose from including AM/FM/Stereo/8-track/CB. But no matter which you choose you can be sure of getting the best sounding radio going. The ultimate car radio.

The Cobra.



Punches through loud and clear.

Cobra Communications Products  
DYNASCAN CORPORATION  
6460 W. Cortland St., Chicago, Illinois 60635

Write for color brochure  
EXPORTERS: Empire • Plainville, N.Y. • CANADA: Atlas Electronics • Ontario  
CIRCLE NO. 57 ON FREE INFORMATION CARD

# THE ULTIMATE CAR RADIO.





# THE K40 PRO SPEECH PROCESSOR

**The K40 Speech Processor.**  
**So unique it's patented,**  
**So good its guaranteed**  
**to out-perform any**  
**microphone on any radio.**

**CLIPS ANYWHERE WITHOUT A CLIP!**

Molded four-pole internal magnet clamps instantly to any steel surface. Steering column, metal dash, roof top, or the side of your CB radio. No groping for your mounting clip.

**PROCESSES SPEECH WITH A COMPUTER CIRCUIT!**

It's its own computer—it automatically monitors your speech and adjusts it in micro-second increments pumping so much db gain into your speech that you get 400% more power than a standard mike.

**SOUND SENSITIVE 2 INCHES OR 2 FEET!**

A microphone so sensitive it will select your voice and process your speech no matter how close or far you are from the microphone.

**TWO MICS WITH ONE SWITCH!**

Switch up for a high-pitched transmission for cutting congested city traffic. Switch down for a mellow base in open, uncluttered rural areas.

**NOISE CANCELLING**

Pull the Processor directly to your mouth and speak directly into the mic. The Processor adjusts to your voice—and blanks out all the cab noise while you're speaking. Automatically.

**FRESH CHARGE WITH NO BATTERIES!**

Patented electronic storage system recharges while you listen to the radio. It provides a fresh electrical charge every time you squeeze the trigger. You never replace batteries.

**Double Guarantee**

**GUARANTEE I:**

The K40 Speech Processor is guaranteed to outperform any microphone it replaces or return it for a complete and full refund within 7 days from the K40 Dealer that installed and tuned it.

**GUARANTEE II:**

Unconditionally guaranteed for 12 months. Guaranteed against cracking, chipping, or rusting. Guaranteed against mechanical failure. Guaranteed against electrical failure. No exclusions. No gimmicks. For a full 12 months.

**\$42.50\***

American Antenna Elgin, IL 60120

\*suggested retail.

CIRCLE NO. 3 ON FREE INFORMATION CARD

SOLD AND SERVICED EXCLUSIVELY BY 3,500 REGISTERED K40 DEALERS THROUGHOUT THE U.S. AND CANADA