

Popular Electronics®

WORLD'S LARGEST-SELLING ELECTRONICS MAGAZINE

MARCH 1978/\$1




How To Build a Digital Phototachometer
A Practical Guide to Multitrack Tape Recording
Microprocessor Microcourse, Part I

Test Reports: *Sony PS-X5 Turntable,*
JVC P-3030 Stereo Preamplifier, Dahlquist DQ-1W
Low-Bass Module, B&K 1820 Frequency Counter



Experimenting with Circular Sweep

Create Exciting
Graphic Designs On
Any Oscilloscope



303196 DRK 6450M090 1410 NDV79
L DARKNELL JR DR 6450 MRYLEWOOD DR
SAN JOSE CA 95129
03
14024 14278
Popular Electronics

The Cobra 50XLR CB has it all. AM/FM Stereo. Cassette. And CB. All in one compact unit. All engineered to bring you the same loud and clear sound Cobra is famous for.

The remote mike houses the channel selector, squelch control, and channel indicator. So all you need for talking CB is right there in your hand. The cassette player features through the dial loading and four-way fader control.

Because they're only five inches deep, there's a Cobra in-dash radio to fit almost any car with little or no modification to the dash. This feature, plus the step-by-step Installation Manual and Universal

Installation Kit makes them the easiest in-dash radios to install. And our Nationwide network of Authorized Service Centers makes them the easiest to service.

There are four Cobra in-dash models to choose from including AM/FM/Stereo/8-track/CB. But no matter which you choose you can be sure of getting the best sounding radio going. The ultimate car radio.

The Cobra.



Punches through loud and clear.

Cobra Communications Products
DYNASCAN CORPORATION
6460 W. Cortland St., Chicago, Illinois 60635

Write for color brochure
EXPORTERS: Empire • Plainview, N.Y. • CANADA: Atlas Electronics • Ontario
Subject to FCC type acceptance.
CIRCLE NO. 7 ON FREE INFORMATION CARD

THE ULTIMATE CAR RADIO.



Where superior technology makes the musical difference: Sansui's new DC integrated amplifier and matching tuner.

Sansui is proud to introduce the new AU-717 DC integrated amplifier and matching TU-717 tuner, designed for your greatest listening pleasure. We are proud of the superlative specifications that our sophisticated research has achieved. The finest available at any price.

But the best specs alone don't always mean the finest music reproduction. And so we are proud that our precision engineering and superior circuitry design create pure and brilliantly clean tonal quality that's distinctly superior.

Listen to what we offer: Frequency response of the AU-717 from main in, 0Hz to 200kHz (+0dB, -3dB), (the widest of any DC integrated amplifier available), gives you sharp, clean transients and greatly reduced phase shift problems. Total harmonic distortion is astounding & low, less than 0.025%, from 10-20,000Hz. 85 watts/channel min. RMS- both channels driven into 8 ohms.

Dual independent power supplies provide true stereo separation and a large power reservoir. For uncolored phono reproduction equalization is within ± 0.2 dB (20-20,000Hz extended RIAA curve). And the calibrated-

attenuator level control guarantees volume precision.

The matching TU-717 tuner features dual IF bandwidth to let you select for lowest distortion (0.07% mono, 0.07% stereo) or maximum selectivity (80dB). S/N is excellent: 80dB mono, 77dB stereo.

In addition, the AJ/TU 717's are elegantly styled offer rack mounting adaptors and are most attractively priced. Less than \$450* for the AU-717 and less than \$320* for the TU-717.

Listen to these brilliant new components at your franchised Sansui dealer today. When you hear the new Sansui AU/TU-717's, you will never again want to settle for less than the best.

Sansui. A whole new world of musical pleasure.

*Approximate nationally advertised value. The actual retail price will be set by the individual dealer at his option.



SANSUI ELECTRONICS CORP.

Woodside, New York 11377 - Gardena, California 90247


SANSUI ELECTRIC CO., LTD., Tokyo, Japan

SANSUI AUDIO EUROPE S.A. Antwerp, Belgium • In Canada Electronic Distributors.

Sansui

CIRCLE NO. 45 ON FREE INFORMATION CARD

Welcome to the Real World



with the Real-World Interface from The Digital Group

A computer should have a purpose. Or as many purposes as you can imagine. Because a computer belongs in the real world.

And now, the Digital Group introduces the Real-World Interface. A system component that's actually a system in itself, and specifically designed to help you get your computer to control all those tasks you know a computer can control so well.

Automate your sprinkler system. Heat and cool your home. Guard against burglars. Shut off lights . . . It's all a part of the Real World, easily controlled with the Digital Group Real-World Interface.

Our Real-World Interface is initially made up of three basic components — motherboard and power supply, parallel CPU interface and cabinet — plus three types of plug-ins: AC controller, DC controller and prototyping card. The recommended software packages are Convers, Assembler or Maxi-Basic, in that order.

Some of the features include:

Motherboard & Power Supply

- 12 slots — 11 control cards, one for the interface card
- +5V DC $\pm 5\%$ @ 1A, +12V DC $\pm 5\%$ @ 1A, -12V DC $\pm 5\%$ @ 1A contained on board
- May be free-standing (with care)

Parallel CPU Interface

- All buffering for Data Out (25 TTL loads), Address (25 TTL loads) and Data In (10 TTL loads)

- Includes cable and paddcard for connection to dual 22 on Digital Group CPU back panel. Two 22-pin edge connectors included
- Requires two output ports and one input port

AC Controller

- Eight output devices (2N6342A-2N6343A, -12 amp Triacs); Each output 240V AC max, 12A max RMS
- Control AC motors, lamps, switches, etc.
- Opto-isolated (MCS-2400 or equivalent)

DC Controller

- Eight output devices (2N6055) each output up to 50V and up to 5A
- Control DC motors, switches, solenoids, etc.
- May use internal +12V DC for load or external DC up to 50V DC

Price

- For the motherboard and power supply, parallel CPU interface and cabinet, our kit price is only \$199.50, or \$260 assembled. Now *that's* down to earth.

We've only just begun our Real-World Interface System. There are many more plug-ins and applications coming along soon. So write or call The Digital Group now for complete details.

And welcome to our world.

the digital group

P.O. BOX 6528 DENVER, CO 80206 (303) 777-7133

Coming Next Month

- SPECIAL FOCUS ON CB RADIO
 - MICROPROCESSOR MICROCOURSE, PART 2
 - HOW TO DESIGN & BUILD POWER SUPPLIES
- TEST REPORTS
- Sharp Model RT-3388 Cassette Deck
 - Harman-Kardon Model 730 AM/Stereo FM Receiver
 - Superscope Aircommand Model CB-640 CB Transceiver

POPULAR ELECTRONICS, March 1978, Volume 13, Number 3. Published monthly at One Park Avenue, New York, NY 10016. One year subscription rate for U.S. and Possessions, \$12.00; Canada, \$15.00; all other countries, \$17.00 (cash orders only, payable in U.S. currency). Second Class postage paid at New York, NY and at additional mailing offices. Authorized as second class mail by the Post Office Department, Ottawa, Canada, and for payment of postage in cash.

POPULAR ELECTRONICS including ELECTRONICS WORLD, Trade Mark Registered. Indexed in the Reader's Guide to Periodical Literature.

COPYRIGHT © 1978 BY ZIFF-DAVIS PUBLISHING COMPANY. ALL RIGHTS RESERVED.


Ziff-Davis also publishes Boating, Car and Driver, Cycle, Flying, Modern Bride, Popular Photography, Skiing and Stereo Review.

Material in this publication may not be reproduced in any form without permission. Requests for permission should be directed to Jerry Schneider, Rights and Permissions, Ziff-Davis Publishing Co., One Park Ave., New York, NY 10016.

Editorial correspondence: POPULAR ELECTRONICS, 1 Park Ave., New York, NY 10016. Editorial contributions must be accompanied by return postage and will be handled with reasonable care; however, publisher assumes no responsibility for return or safety of manuscripts, art work, or models.

Forms 3579 and all subscription correspondence: POPULAR ELECTRONICS, Circulation Dept., P.O. Box 2774, Boulder, CO 80302. Please allow at least eight weeks for change of address. Include your old address, enclosing, if possible, an address label from a recent issue.

The publisher has no knowledge of any proprietary rights which will be violated by the making or using of any items disclosed in this issue.



Feature Articles

- 26 **FIDELITY—OR BELIEVABILITY?** / Julian Hirsch
- 52 **MICROPROCESSOR MICROCOURSE** / Forrest M. Mims
Part 1: Number systems.
- 66 **A PRACTICAL GUIDE TO MULTITRACK TAPE RECORDING** / James Barbarello
Techniques and equipment necessary for professional results at home.
- 100 **ENGLISH-LANGUAGE SHORTWAVE BROADCASTS FOR MAR. & APR.** / Richard E. Wood

Construction Articles

- 41 **EXPERIMENTING WITH CIRCULAR SWEEP** / Randall K. Kirschman
Converter for your scope provides fascinating displays.
- 47 **BUILD A DIGITAL PHOTOTACHOMETER** / Walter Sikorowicz
Measures rotational speeds by optical coupling.
- 55 **LOW-COST EPROM PROGRAMMER** / Dan Vincent
Part 2: Power supply, construction and checkout.
- 62 **EXPANDING THE ELF II** / Martin Meyer
Provides 8-bit parallel I/O, 20 mA/RS-232 I/O, cassette read, write, and more.

Columns

- 20 **STEREO SCENE** / Ralph Hodges
The Furor Over (Gulp!) Cables.
- 76 **SOLID STATE** / Lou Garner
Digital Meter Circuits.
- 84 **EXPERIMENTER'S CORNER** / Forrest M. Mims
Three-State Logic.
- 86 **HOBBY SCENE Q&A** / John McVeigh
- 94 **CB SCENE**
Handling Radio-Frequency Interference.
- 96 **COMPUTER BITS** / Hal Chamberlin
Microcomputer Memory.
- 99 **SHORTWAVE LISTENING** / Glenn Hauser
Single Sideband Broadcasting.

Julian Hirsch Audio Reports

- 30 **SONY MODEL PS-X5 TURNTABLE**
- 31 **JVC MODEL P-3030 STEREO PREAMPLIFIER**
- 33 **DAHLQUIST MODEL DQ-1W LOW-BASS MODULE**

Electronic Product Test Reports

- 87 **B&K-PRECISION MODEL 1820 UNIVERSAL COUNTER**
- 88 **SBE KEY/COM 1000 MOBILE AM CB TRANSCEIVER**

Departments

- 4 **EDITORIAL** / Art Salsberg
Who Are You?
- 10 **LETTERS**
- 10 **OUT OF TUNE**
"Build 'Charge!'" (January 1978)
- 12 **NEW PRODUCTS**
- 16 **NEW LITERATURE**
- 98 **SOFTWARE SOURCES**
- 117 **OPERATION ASSIST**
- 126 **ELECTRONICS WORLD NEWS HIGHLIGHTS IN BRIEF**

JOSEPH E. MESICS
Publisher

ARTHUR P. SALSBERG
Editorial Director

LESLIE SOLOMON
Technical Editor

JOHN R. RIGGS
Managing Editor

IVAN BERGER
Senior Editor

ALEXANDER W. BURAWA
Features Editor

EDWARD I. BUXBAUM
Art Director

JOHN McVEIGH
Associate Editor

ANDRE DUZANT
Technical Illustrator

CLAUDIA TAFARO
Production Editor

DORIS A. MATTHEWS
Editorial Assistant

Contributing Editors
Hal Chamberlin, Lou Garner, Glenn Hauser
Julian Hirsch, Ralph Hodges, Forrest Mims
Ray Newhall, Wilfred Scherer

JOSEPH E. HALLORAN
Advertising Director

JOHN J. CORTON
Advertising Sales

LINDA BLUM
Advertising Service Manager

FRANCES YERKES
Executive Assistant

EDGAR W. HOPPER
Publishing Director

ZIFF-DAVIS PUBLISHING COMPANY
Editorial and Executive Offices
One Park Avenue, New York, New York 10016
212-725-3500

Philip B. Korsant, President
Furman Hebb, Executive Vice President
John R. Emery, Sr. Vice President, Finance and Treasurer
Phillip T. Heffernan, Sr. Vice President
Edward D. Muhlfeld, Sr. Vice President
Phillip Sine, Sr. Vice President
Lawrence Sporn, Sr. Vice President, Circulation and Marketing
Frank Pomerantz, Vice President, Creative Services
Arthur W. Butzow, Vice President, Production
George Morrissey, Vice President
Sydney H. Rogers, Vice President
Sidney Holtz, Vice President
Albert S. Traina, Vice President
Paul H. Chook, Vice President
Edgar W. Hopper, Vice President
Robert N. Bavier, Jr., Vice President
Charles B. Seton, Secretary
W. Bradford Briggs, Vice Chairman

ZIFF CORPORATION
William Ziff, Chairman
I. Martin Pompadur, President
Hershel B. Sarbin, Executive Vice President

Midwestern Office
The Pattis Group, 4761 West Touhy Ave.,
Lincolnwood, Illinois 60466, 312 679-1100
Thomas Hockney, Michael Neri, Gerald E. Wolfe
Western Office
9025 Wilshire Boulevard, Beverly Hills, CA 90211
213-273-8050; BRadshaw 2-1161
Western Advertising Manager: Bud Dean
Japan: James Yagi
Oji Palace Aoyama, 6-25, Minami Aoyama
6 Chome, Minato-Ku, Tokyo 407-1930/6821,
582-2851



Editorial

WHO ARE YOU?

Every year I look forward to receiving the results of an in-depth study of PE readers' attitudes on our editorial content. I find it to be a vital editorial management tool because it tells me about you in a scientific manner—what you like about PE, suggestions for improvements, subjects you want more or less coverage on, etc. In most cases, it reinforces the personal information I glean through correspondence and telephone conversations with readers all through the year. So my gut feelings are largely in the right ballpark. However, the study also shields me from over-reacting to an energetic minority who might want more coverage in a special area of electronics. And it places an indisputable number on factors that can be compared to reader responses in previous years. Answers to questions such as how many readers want more coverage on projects, what types of projects, and so on, are at my fingertips.

Here are some interesting facts from our latest study. See how you compare to the typical PE readers:

- Median age: 31 years.
- College educated: 67.8%.
- Time reading an issue: 2 hours, 19 minutes (median).
- Keep entire issue: 83.7%.
- Most popular columns and departments (19 listed): "New Products," "Experimenter's Corner," "Hobby Q&A" and "Solid State."

There were no startling revelations in the above. But comparing results to past years, I know that our typical reader is getting a little younger (while I'm slightly older) and has gone farther in formal education than ever before. Also, Forrest Mims' "Experimenter's Corner" was obviously a welcome addition to our pages since it now ranks #1 among columns in the first year in which it was included in our study.

From the survey, PE subscribers tend to be most involved in electronic experimentation (64.9%), kit building (63.8%), audio/tape recording (58%) and microcomputers (36.7%). Considering the broad range of special interests available within the electronics field, the typical reader participates in three of them simultaneously. But figures such as these can be deceiving since almost 25% participate in five or more areas. So careful analysis of averages, both mean and median as well as other breakdown categories, is necessary.

Another salient point emphasized by the results of this and other studies is the enormous number of PE readers who are involved in electronics as a career as well as a hobby or in an employment area where such knowledge is valuable (81.4%), as well as studying electronics in schools (6.1%). So it's no surprise that 48.7% of respondents replied, "Yes," when asked if they're involved in company electronics purchasing.

The voluminous computer readout of the study's reader responses was reduced to 37 pages of final results. It will certainly help us to plan future issues, and I'd like to thank all the readers (chosen on a random basis from our subscriber list) who received the five-page questionnaire for their wonderful cooperation.

Get Ready

There are hundreds of new micro-electronic products about to enter the consumer market. Here is how readers of *Popular Electronics* can discover them.

If you thought the pocket calculator started a revolution in 1971, just wait.

In the next twelve months more micro-electronic products will be introduced to the consumer than in any other phase of the micro-electronic revolution. Many of these products will 1) come from companies you've never heard of, 2) represent breakthroughs in micro-electronic technology, and 3) provide more conveniences and benefits than ever dreamed possible.

JS&A has been the company most sought after to introduce these new products. Our national advertising campaigns and our system of selling directly to the consumer give high technology companies the opportunity to introduce new products to the marketplace in the most economical, quickest and most efficient manner.

This article, written for readers of *Popular Electronics*, will tell you how we select products at JS&A. It will give you tips on how you can evaluate a new product, and it will give you an insight into how you can keep abreast of all new and important product developments.

AN INDUSTRY LEADER

Our role in micro-electronic marketing is a matter of record. We introduced the first pocket calculator, and we were largely responsible for creating a new industry. We were the first company to nationally introduce the LCD digital watch, and we are at the forefront of every major new product introduction including a few you will see in this issue.

To achieve these results, we have concentrated our efforts on doing only one thing and doing it well—selling micro-electronic products directly to consumers through full-page advertisements in national magazines and newspapers.

HOW WE SELECT A PRODUCT

We have a comprehensive checklist that we go through for each product we select. The questions we ask ourselves include:

- 1) Does the product use an integrated circuit? (This has been the primary area in which we have concentrated.)
- 2) Is the product a major breakthrough or a new application of existing technology? (Both are acceptable.)
- 3) Is the manufacturer a solid, honest company providing honest value?
- 4) Is the new technology in the product different enough to require the detail we supply in one of our advertisements? (If it is not, then our pioneering efforts are not required, and the product may not be that innovative.)

5) Does the product have advantages over the conventional version? Does it do its job more efficiently, faster and for less money? ("Less money" is the most important key.)

6) Can the consumer figure out how to operate it without reading the instructions? If not, how badly is the consumer willing to read the instructions?

7) Is the warranty and back-up service well thought out in advance?

8) Is the product at least one year ahead of all other similar products currently on the market?

9) Is the product a gimmick or an honest and useful contribution to new technology?

10) Can our company sell enough of the product to make a decent profit? (If the product appeals to too narrow a population segment, then we cannot sell enough of a product to keep our margins low enough to provide good value.)

DISCOVER OUR PRODUCTS

How do you find out about these products? Until now, to follow our company and its product introductions, you had to be a reader of *Popular Electronics* or any of 50 national publications we advertise in or be one of our existing customers.


JS&A will produce its second major catalog listing the newest consumer micro-electronic products that we feel represent the best contributions to micro-electronic technology.

If you are a JS&A customer, you will automatically receive one. If you are not, we will be happy to send it to you. It is called "products that think"—a collection of the most advanced micro-electronic consumer products. If you wish to receive one, simply send a postcard or a letter to: Catalog Section, JS&A National Sales Group, One JS&A Plaza, Northbrook, Illinois 60062.

On the following four pages in this issue of *Popular Electronics* are also a few of the products we are proud to introduce for the first time—products that we feel represent the quality, value and the innovation associated with our company.

Finally, we owe a debt of gratitude to our customers and to micro-electronics—the science of the future. We are proud of our position in this field, and we hope our contribution has helped further this new technology and made possible the many conveniences now available to consumers.

JS&A NATIONAL
SALES
GROUP



Jogging Computer

Make jogging fun in the privacy of your home with a new space-age indoor exercise system.

The JS&A Jogging Computer is a total system of physical fitness and conditioning.

It's a fact. You reach your physical peak at age 25 and your mental peak at age 40. From then on it's downhill. But it needn't be. A 50 year old who exercises regularly can be healthier and in better physical shape than the average 25 year old.

When you're physically healthy, you are alert and better able to handle stress. You are better motivated and just plain happier. Jogging can keep you in good physical shape.

THE ADVANTAGES OF JOGGING

Jogging as a regular exercise has gained in popularity because it does three things for you. 1) It improves the functioning of the heart, lungs, blood vessels and lymph glands. 2) It helps control your weight without resorting to starvation diets, and 3) It is one of the few safe, strenuous exercises that creates the exertion necessary for good physical conditioning.

A NEW JOGGING COMPUTER

There is now a new, fun way to jog. The new JS&A Computer is a solid-state system that lets you jog in place in the comfort of your own home. It's fun, easy to use and convenient.

You simply set the distance and pace you wish to run and press the start button. An audible beep tone sounds and you jog in place to its rhythm. Each stride is registered on a large LED readout in the control unit so you can see how far you've run.

You jog on a large pad with sensors which register each stride. The pad is designed to feel like grass or soft earth so you can run either barefooted or with gym shoes. The idea is to gradually increase your distance and speed each day to build up your endurance.

Getting yourself to start jogging is often the hardest step. That is why the JS&A Jogging Computer is an ideal system for both the beginner and the experienced jogger.

FOR THE BEGINNER

The first time you step on the Jogging Computer, you run at a pre-selected pace and distance for approximately five minutes. (A chart will show you which speed to select based on your sex and age.) You then take your pulse rate for one minute by touching your wrist. The pulse/rate chart determines the settings and distance you should run the next time you jog.

You could be in poor, average or good shape, and this simple five minute test will accurately tell you. Start the jogger at the distance indicated on the chart, and gradually build up a little each day. In just one week you'll notice the difference, feel great, have greater endurance, and you won't tire as easily. That is what's so nice about the system—how easily and quickly it puts you into better shape.

FOR THE EXPERIENCED

If you jog regularly, you know the many benefits of jogging. But you also know the disadvantages—all overcome by owning a Jogging Computer. For example:

Forget about the ritual You wake up early, drive to your favorite indoor track, change clothes, and you're ready to run. With the Jogging Computer, just step out of bed and start running. The time you save in preparing to jog can be substantial.

Forget about the boredom Running around a track can be quite boring. And if you count laps, how many times have you lost your count? With the Jogging Computer, you can forget about counting, as the unit does it automatically for you. You can concentrate on problems or take flights of fancy—all while you strenuously exercise.

Forget about the weather Even in summer, there are days when you can't jog outdoors. And in a daily exercise program, you must resort to the indoor track. Not so with the Jogging Computer. It's always there when you need it—portable and ready to operate.

Forget about jogger's heel If you've run on indoor tracks, you know the pain of jogger's heel caused by leaning in around those curves. Jogging in place is easier on your whole body and eliminates this common jogging problem.

BRING IT ANYWHERE

The Jogging Computer is powered by four "C" cell batteries and requires no AC power so it goes anywhere—on your patio, in the garage or basement, or at your office. The control unit can be propped up with its built-in easel or placed on a wall using the four foot expansion cord. It's portable, so after you've run a few miles, just turn it off and put it away. There's no large exercise device to take up space.

QUALITY THROUGHOUT

The JS&A Jogging Computer is all solid state, and the 17"x 22" pad was pre-tested to take years of constant, hard pounding under all conditions. Service should never be required, but if anything ever does go wrong, JS&A's service-by-mail center will have it repaired and back to you in a matter of days. Be assured that we stand solidly behind our product's quality, construction and design. JS&A is America's largest single source of space-age products. We've been in business over a decade—further assurance that your modest investment is well protected.

We suggest that you order the JS&A Jogging Computer and use it for 30 days. Jog each day when you get up in the morning or before dinner. Enjoy the thrill of feeling your endurance build. Experience the convenience and fun. See how much better you feel and how much sharper you think. Then after 30 days, measure your progress. If you don't find the JS&A indoor jogger a convenient and fun way to stay trim and healthy, then return your unit for a complete and full refund including the \$3.00 charge for postage and handling. You can't lose.

Simply send your check for **\$149.95** plus \$3.00 postage and handling (Illinois residents add 5% sales tax) to the address below or call our toll-free number. By return mail, we will send you the complete jogging computer system with instructions, charts, personal score card and a one year limited warranty.

Start today on an organized physical fitness program using the latest in solid-state, space-age technology. Order your JS&A Jogging Computer at no obligation today.

JS&A NATIONAL SALES GROUP

Dept. PE One JS&A Plaza
Northbrook, Ill. 60062 (312) 564-9000
Call TOLL-FREE 800 323-6400
In Illinois Call (312) 498-6900

©JS&A Group, Inc., 1978

Printer Break- through



A new 10-digit display calculator with the world's first dual-element integrated printing head will revolutionize the printing calculator.

The full-featured \$89.95 Canon P10-D with its one-year parts and labor limited warranty is the greatest printer value ever offered by JS&A.

Hats off to IBM. Their single-element typing system did away with typewriter keys and started a new technology.

The new Canon P10-D printing calculator starts another new technology. Their dual-element printing system does away with the standard printing head which required a separate disc for each column. The Canon has only two discs—one with digits and the other with symbols.

The P10-D head weighs only ½ ounce compared to 31 ounces in a typical printing head. Its motor weighs only nine ounces—again much less than the heavier conventional motors required to drive larger heads. The Canon motor is smaller, lighter and more efficient because it moves less weight.

THE MOST EFFICIENT SYSTEM

The printing head is controlled by an LSI (large scale integrated circuit). As you press a key, a pulse is generated from this circuit and sent to the motor which does two things: 1) positions the two discs to print the numbers or symbols and 2) glides the numeric disc across the ten column width of the paper.

Conventional printers print from metal discs through thick fabric ribbon onto paper. The Canon system prints directly on paper so each impression is sharp, clear and easy to read. The synthetic polymer disc is first inked by a special cartridge before it prints. Each ink cartridge is easily replaceable. The cartridge lasts for more than 15 rolls of paper at a cost of 17¢ per roll—far less than any other system.

PLAIN PAPER PLUS

Using standard paper tape is only one of several advantages that make the Canon a truly spectacular value. Here are some other exciting new features:

Dual Power Operate the Canon from either your AC outlet or its built-in rechargeable batteries. It's totally portable, yet it also makes a handsome desk calculator.

Dual Display Just flip a switch and the 10-digit large green fluorescent display can be used with or without the printer.

Space-Age Styling Compare the sleek appearance of the Canon with any other printer. It's small enough to fit in your briefcase and large enough to use as a space-saving desk unit. It measures only 1¾" x 4¼" x 8½", weighs only 24 ounces and the paper tucks into the body of the unit—perfect for travel.

Buffered Keyboard If you enter your prob-

lems faster than the printer can print them out, don't worry. The unit's memory stores your keystrokes and prints them out in rapid succession.

We have always looked at small printers as gimmicks—calculators that lack many important features. We were surprised with the Canon. It has features that far exceed most printers costing hundreds of dollars more.

The following is a list of those features: 10 digit capacity • full four-key memory • addition, subtraction, multiplication and division • percentage key • add-on and discount calculations • power and reciprocal calculations • repeat calculations • add-mode • switch for full-floating or second and third fixed decimal positions • round off or round down switch • paper tape advance.

There are other convenient features that make it perfect for people who spend hours at their calculators. There's a three-digit item counter that counts and prints out the number of entries while printing your total. The symbols on the right side of the tape tell you the nature of each entry. Even in its battery

operated position, you could print out more than half a roll of tape before the unit signals you that its batteries are low.

A NEW WAY TO BUY

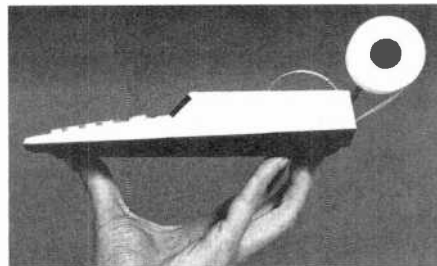
JS&A offers you a new way to buy your 10-digit Canon P10-D. First we give you the opportunity to use one for 30 days. Carry it in your briefcase. Put it on your desk and see how handy it becomes and how little space it takes up. Check the paper tape and see how clear and easy-to-read it is. Bring it home and let the whole family use it.

Then, within 30 days, decide. If the Canon is not perfect for you, return it for a prompt and courteous refund. And if you do return it, not only will we still consider you one of our good customers, but we will also refund your \$2.50 postage, let you keep the paper tape, and thank you for giving us the opportunity of showing it to you. We couldn't be more positive about the quality and value of this incredible new product.

JS&A is America's largest single source of space-age products. We have been in business for over a decade—further assurance that your modest investment is well protected. Canon is one of the world's largest manufacturers of cameras and precision quality instruments and is highly respected as a quality manufacturer of electronic products.

The Canon costs only \$89.95 plus \$2.50 for postage and handling and includes a free roll of tape, one ink cartridge, rechargeable batteries and a power cord/charger. It's an incredible value thanks to its new technology. To order, send your check to the address below (Illinois residents add 5% sales tax) or credit card buyers may call our toll-free number.

Space-age technology has produced another major product breakthrough. Order your Canon P10-D at no obligation today.



The sleek appearance of the Canon P10-D makes it a handsome addition to any desk.




The direct-impression dual discs print cleaner and sharper on conventional paper tape.

JS&A NATIONAL
SALES
GROUP

Dept. PE One JS&A Plaza
Northbrook, Ill. 60062 (312) 564-9000
Call TOLL-FREE 800 323-6400
In Illinois Call (312) 498-6900

© JS&A Group, Inc., 1978

Burglar Alarm Breakthrough



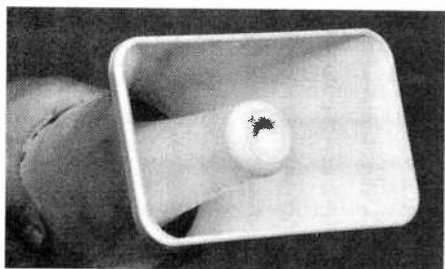
The Midex security computer looks like a handsome stereo system component and measures only 4" x 10½" x 7."

A new computerized burglar alarm requires no installation and protects your home or business like a thousand dollar professional system.

It's a security system computer. You can now protect everything—windows, doors, walls, ceilings and floors with a near fail-safe system so advanced that it doesn't require installation.

The Midex 55 is a new motion-sensing computer. Switch it on and you place a harmless invisible energy beam through more than 5,000 cubic feet in your home. Whenever this beam detects motion, it sends a signal to the computer which interprets the cause of the motion and triggers an extremely loud alarm.

The system's alarm is so loud that it can cause pain—loud enough to drive an intruder out of your home before anything is stolen or destroyed and loud enough to alert neighbors to call the police.



The powerful optional blast horns can also be placed outside your home or office to warn your neighbors.

Unlike the complex and expensive commercial alarms that require sensors wired into every door or window, the Midex requires no sensors nor any other additional equipment other than your stereo speakers or an optional pair of blast horns. Its beam actually penetrates walls to set up an electronic barrier against intrusion.

NO MORE FALSE ALARMS

The Midex is not triggered by noise, sound, temperature or humidity—just motion—and since a computer interprets the nature of the motion, the chances of a false alarm are very remote.

An experienced burglar can disarm an expensive security system or break into a home or office through a wall. Using a Midex system there is no way a burglar can penetrate the protection beam without triggering the loud alarm. Even if the burglar cuts off your power, the four-hour rechargeable battery pack will keep your unit triggered, ready to sense motion and sound an alarm.

DEFENSE AGAINST PEEPING TOMS

By pointing your unit towards the outdoors from your bedroom and installing an outside speaker, light, or alarm, your unit can sense a peeping Tom and frighten him off. Pets are no problem for the Midex. Simply put them in one section of the house and concentrate the beam in another.

When the Midex senses an intruder, it remains silent for 20 seconds. It then sounds the alarm until the burglar leaves. One minute

after the burglar leaves, the alarm shuts off and resets, once again ready to do its job. This shut-off feature, not found on many expensive systems, means that your alarm won't go wailing all night long while you're away. When your neighbors hear it, they'll know positively that there's trouble.

PROFESSIONAL SYSTEM

Midex is portable so it can be placed anywhere in your home. You simply connect it to your stereo speakers or attach the two optional blast horns.

Operating the Midex is as easy as its installation. To arm the unit, you remove a specially coded key. You now have 30 seconds to leave your premises. When you return, you enter and insert your key to disarm the unit. You have 20 seconds to do that. Each key is registered with Midex, and that number is kept in their vault should you ever need a duplicate. Three keys are supplied with each unit.

As an extra security measure, you can leave your unit on at night and place an optional panic button by your bed. But with all its optional features, the Midex system is complete, designed to protect you, your home and property just as it arrives in its wellprotected carton.

The Midex 55 system is the latest electronic breakthrough by Solfan Systems, Inc.—a company that specializes in sophisticated professional security systems for banks and high security areas. JS&A first became acquainted with Midex after we were burglarized. At the time we owned an excellent security system, but the burglars went through a wall that could not have been protected by sensors. We then installed over \$5,000 worth of the Midex commercial equipment in our warehouse. When Solfan Systems announced their intentions to market their units to consumers, we immediately offered our services.

COMPARED AGAINST OTHERS

In a recent issue of a leading consumer publication, there was a complete article written on the tests given security devices which were purchased in New York. The Midex 55 is not available in New York stores, but had it been compared, it would have been rated tops in space protection and protection against false alarms—two of the top criteria used to evaluate these systems. Don't be confused. There is no system under \$1,000 that provides you with the same protection.

YOU JUDGE THE QUALITY

Will the Midex system ever fail? No product is perfect, but judge for yourself. All components used in the Midex system are of aerospace quality and of such high reliability that they pass the military standard 883 for thermal shock and burn-in. In short, they go through the same rugged tests and controls used on components in manned spaceships.

Each component is first tested at extreme

tolerances and then retested after assembly. The entire system is then put under full electrical loads at 150 degrees Fahrenheit for an entire week. If there is a defect, these tests will cause it to surface.

PEOPLE LIKE THE SYSTEM

Wally Schirra, a scientist and former astronaut, says this about the Midex 55. "I know of no system that is as easy to use and provides such solid protection to the homeowner as the Midex. I would strongly recommend it to anyone. I am more than pleased with my unit."

Many more people can attest to the quality of this system, but the true test is how it performs in your home or office. That is why we provide a one month trial period. We give you the opportunity to see how fail-safe and easy to operate the Midex system is and how thoroughly it protects you and your loved ones.

Use the Midex for protection while you sleep and to protect your home while you're away or on vacation. Then after 30 days, if you're not convinced that the Midex is nearly fail-safe, easy to use, and can provide you with a security system that you can trust, return your unit and we'll be happy to send you a prompt and courteous refund. There is absolutely no obligation. JS&A has been serving the consumer for over a decade—further assurance that your investment is well protected.

To order your system, simply send your check in the amount of **\$199.95** (Illinois residents add 5% sales tax) to the address shown below. Credit card buyers may call our toll-free number below. There are no postage and handling charges. By return mail you will receive your system complete with all connections, easy to understand instructions and a one year limited warranty. If you do not have stereo speakers, you may order the optional blast horns at **\$39.95** each, and we recommend the purchase of two.

With the Midex 55, JS&A brings you: 1) A system built with such high quality that it complies with the same strict government standards used in the space program, 2) A system so advanced that it uses a computer to determine unauthorized entry, and 3) A way to buy the system, in complete confidence, without even being penalized for postage and handling charges if it's not exactly what you want. We couldn't provide you with a better opportunity to own a security system than right now.

Space-age technology has produced the ultimate personal security computer. Order your Midex 55 at no obligation, today.


JS&A NATIONAL SALES GROUP

Dept. PE One JS&A Plaza
Northbrook, Ill. 60062 (312) 564-9000
Call TOLL-FREE 800 323-6400
In Illinois Call (312) 498-6900

©JS&A Group, Inc., 1978

Computer Scale

Add some fun to losing weight with a new, extremely accurate and easy-to-read digital scale.



The world's first bathroom digital computer scale is simple to operate, fun to use and costs only \$49.95.

Losing weight is not easy. Ask anyone. One of the few pleasures of losing weight is stepping on your bathroom scale and seeing positive results. Your bathroom scale is like a report card—a feedback mechanism that tells you how well you've done.

The new American-made Counselor 77 platform scale is the newest and best way to weigh yourself. In the first place, it's accurate to within one pound. (Most platform scales are accurate to within three pounds.) Secondly, it has an easy-to-read, large LED (light-emitting diode) display. There are no balance beams or fine lines to interpret. And finally, it is easy to use—just step on it and read your weight. There's no guessing as your weight, up to 300 pounds, is flashed on the display.

EASY TO USE

Simply tap the activator bar in front of your scale with your toe and the unit turns on. Step on the scale, and read your weight. Fifteen seconds later, the scale shuts off automatically.

By sliding a switch you can weigh yourself in kilograms—an important feature since the US is changing over to the metric system.

The accuracy is not affected by temperature nor humidity like other scales since the Counselor 77 spring is precalibrated and

sealed at the factory. This is important, for it means that each time you step on the scale, you'll know what you've lost is weight and not your scale's accuracy.

SEE THE DIFFERENCE

The best way to see the difference a really good scale makes in your weight reduction program is to try a Counselor scale for one month. We give you that opportunity with our free 30 day trial period. Weigh yourself every day. See how easy it is to read your exact weight loss on a daily basis. Soon, stepping on your scale becomes a fun experience for your whole family, and everybody starts watching his or her weight.

If you purchase the Counselor for your company lunch room for use by your employees, the purchase is deductible as a business expense.

Service should never be required (other than yearly battery replacement) but JS&A's prompt service-by-mail facility is always ready to handle any service requirements.

The Bearly Company, manufacturers of the Counselor, is the largest manufacturer of bathroom scales in the United States. JS&A is America's largest single source of space-age products, further assurance that your modest investment is well protected.

You can order your platform computer scale by sending your check for \$49.95 plus \$2.50 for postage and handling or \$350 for the Hospital Computer scale (we pay the freight) to the address below, or credit card buyers may call our toll-free number. Illinois residents should also add 5% sales tax.

By return mail, you'll receive your scale, four pen-light batteries, and your 90-day limited warranty. If you do not find that the Counselor scale is the best way to weigh yourself—far better than any scale you presently have in your home—then return it within thirty days for a prompt and courteous refund which will include your \$2.50 postage. You can't lose, even if you just try the scale.

The age of weighing yourself by computer is here now. See how much fun losing weight can be with your own solid-state digital scale. Order one at no obligation today.

JS&A NATIONAL SALES GROUP

Dept. PE One JS&A Plaza
Northbrook, Ill. 60062 (312) 564-9000

CALL TOLL-FREE... 800 323-6400

In Illinois call... (312) 498-6900

© JS&A Group, Inc. 1977

It's fun to weigh yourself on a computer. Just step on the Counselor computer scale and your exact weight in pounds is flashed on the display in bright red numbers.

Hospital Computer Scale

Counselor also makes a Hospital Computer scale for \$350. It's an extremely accurate system that weighs you to within one tenth of a pound up to 400 pounds. Since many consumers have also bought them from JS&A, we have decided to offer both in our program.

WORKS LIKE A COMPUTER

You press a button to electronically register a true zero position. You then step on the scale and your body weight causes a minimum friction disc to rotate. Two photo transistors sense the speed of the disc and its direction and feed this information into the unit's computer. The computer then interprets this data to within a tenth of a pound accuracy and activates the large eight tenths of an inch LED read-out display located directly in front of you.

The entire process takes a fraction of a second and is the fastest way to accurately read your weight. The only moving part, the rotating disc, is heat treated to last a lifetime so there are no parts to wear out nor is there any maintenance required except for yearly battery replacement. The Hospital Computer scale comes complete with four nine-volt batteries.





Letters

MORE DX PUBLICATIONS

I'd like to add the following to the September "DX Listening" list of available publications. The IRCA (International Radio Club of America) can supply reprints of BCB DX articles. Also, the club offers the IRCA Foreign Log and Sunrise-Sunset Maps for the serious DX'er, as well as a bulletin, "The DX Monitor," issued 34 times a year. For a free list, write: IRCA Goodie Factory, P.O. Box 17088, Seattle, WA 98107, enclosing a SASE—*Don Davis, Warner Robins, GA.*

ANOTHER POWERFUL MICROPROCESSOR

I feel that "Basic Guide to Computer Buying" (December 1977) is one of the finest articles of its type to appear in a noncomputer hobby magazine. The research on the article was excellent. However, the author failed to mention the most powerful microprocessor

on the market, the Texas Instruments TMS 9900. We incorporate this μ P in our Super Starter System and, to date, have more than 1000 users. (This is the same processor used in TI's 990/4 computer. It is also to be used in 1979 Chrysler vehicles and is the only μ P approved for space flight use.) If you were to make comparisons, you would find that the 9900 is closer to an IBM 360 than it is to the 8-bit controller processors discussed in your article. —*Bill Regan, Pres., Technico Inc., 9130 Red Branch Rd., Columbia, MD 20145.*

HP-25 CLOCK/TIMER ADDENDUM

"The HP-25 as a Digital Clock and Timer" (August 1977) fails to mention several things, to wit: Register 1 should be cleared or set before each run. The display lags by one second because it shows 0.0000 after the first second. (The remedy is to start from step 04 on each run or put a GTO 05 at the beginning of the program and move everything else down one step, changing the last step to GTO 02. The extra step, executed only once, will not significantly affect the time.) Before adding or subtracting the timing adjustment number to or from the original time base (1/3600), one must divide by 10,000 to compensate for the position at which the seconds are displayed. When using a starting time of exact hours, the conversion to decimal hours is not necessary.

The following program is for a count-down

clock. The program starts itself properly and stops on zero. The extra steps (except 02) will not affect timing because they are executed only once. Step 02, however, must be accounted for in the time-base correction. It should make the timer run slow.

01 GTO 07	07 RCL 2
02 RCL 1	08 STO -1
03 g,x,0	09 GTO 02
04 GTO 10	10 CLX
05 f,H,MS	11 GTO 00
06 f, PAUSE	


Certain time-base corrections cause the timer to display a small number in scientific notation just before stopping at zero. It may also appear in place of 1 second. Nothing can be done about this without program modification, so the best thing to do is use it as zero or one when it occurs.

My correction was on the order of three times those necessary for the count-up timer because of the repeatedly executed extra step. Compute the correction and approximately triple it and experiment to find an accurate combination.—*Tony Wichersham, Laramie, WY.*

Out of Tune

In "Build 'Charge!'" (January 1978), transistor Q2 should have been shown in Fig. 1 as an npn D42C3. The Parts List was correct.

If You're Into Automotive Investment, Here's a Statement About Profit and Loss: Buy The Mark Ten B Electronic Ignition And Sonic Sentry Anti-Theft Alarm Now!



The profitable part about the Mark Ten B capacitive discharge system is that it actually eliminates 3 out of 4 tune-ups and deals with rough idling, slow starting, hesitation during acceleration and poor gas mileage—on the spot! To prevent loss, the *Sonic Sentry* protects your vehicle and contents from theft by literally blowing the horn on anyone who intrudes into the harmless, ultrasonic field it emits throughout the interior of your car, truck, van, camper, bus, boat or airplane. To learn more about these quality, protective accessories from Delta, invest a minute of your time by filling out and mailing the attached coupon today!

DELTA PRODUCTS, INC.

One Delta Way, Dept. PE
Grand Junction, Colorado 81501/(303) 242-9000

Please send complete information about the Mark Ten B and the Sonic Sentry, together with facts on Delta's full line of dynamite automotive, recreational vehicle, and security products to:

Name _____

Street Address _____

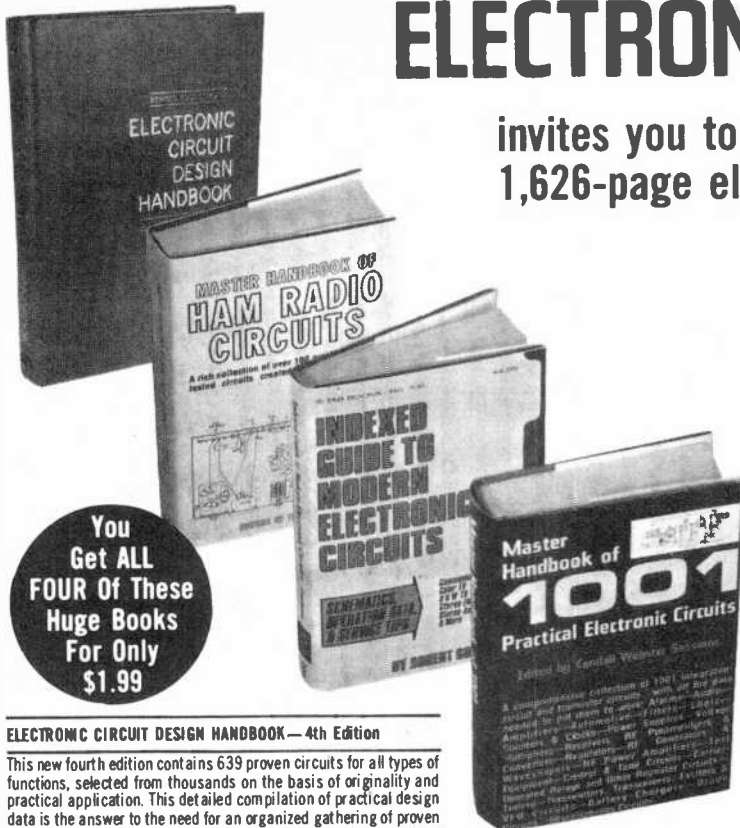
City _____ State _____ Zip _____

ELECTRONICS BOOK CLUB

invites you to take this
1,626-page electronics circuits
library for only

\$ **1.99**

with a Trial
Membership in
the Book Club
that Saves you
25% to 75% on
a wide selection of
electronics books



You
Get ALL
FOUR of These
Huge Books
For Only
\$1.99

- ✓ Only \$1.99 for all four!
- ✓ Regular List Price \$51.80
- ✓ Top-Quality Binding
- ✓ Contains Thousands of Circuits
- ✓ Over 2,600 illustrations
- ✓ Contains over 600,000 words
- ✓ 1,626 data-packed pages

ELECTRONIC CIRCUIT DESIGN HANDBOOK—4th Edition

This new fourth edition contains 639 proven circuits for all types of functions, selected from thousands on the basis of originality and practical application. This detailed compilation of practical design data is the answer to the need for an organized gathering of proven circuits that can easily serve as stepping stones to almost any kind of circuit you might want to build...adapted or modified to suit your own specific needs. Here is a GIANT of a book—an 8 1/2 x 11" hardbound volume of 416 pages, with 19 BIG sections of tried and tested circuits, which will serve as "imagination triggers" for anyone who has an interest in electronic circuit design and construction. 416 pps., 8 1/2 x 11". 966 ill. List Price \$17.95.

MASTER HANDBOOK OF HAM RADIO CIRCUITS

A rich collection—a super collection—of over 100 practical, unique, tested circuits created by hams for hams! Contains some of the most usable, most ingenious ham radio circuits around—all have been built and tested by hams—some are brand new, some are oldies but goodies that are well worth remembering, and some are souped-up versions of the tried and true—but they're all useful...to the novice operator and to the extra-class licensee. There are circuits for voice communications, for CW, for radioteletype, for SSTV...for just about anything and everything you want. If there's a new circuit that hams are hooked on, if there's an innovation that operators are excited about, chances are it's in this book! 392 pps., 301 illus. List Price \$12.95.

INDEXED GUIDE TO MODERN ELECTRONIC CIRCUITS

Composed entirely of electronic circuits and descriptions of how they work and how they sometimes fail, including essential theory, troubleshooting tips, signal flow info, and other data designed to help you better understand and more quickly repair the great majority of those tricky electronic circuits seen every day. The material is categorized according to the equipment in which you're most apt to find the circuits described. And an extraordinarily large Index lists and cross-references each circuit, subcircuit, circuit element, and circuit function so you can find it in seconds! 216 pps., 92 illus. List Price \$7.95.

MASTER HANDBOOK OF 1001 PRACTICAL ELECTRONIC CIRCUITS

Here are IC and transistor circuits for practically anything and everything—with ALL the data needed to put them to work. It's the ideal schematic sourcebook for all active technicians, engineers, experimenters, amateurs—for anyone who must occasionally or regularly construct or adapt electronic circuits for any purpose whatsoever. Each circuit diagram has every component carefully labeled, and every schematic is accompanied by all the info you need to construct the circuit for use in your own individual application. If there are coils to be wound, you'll find full and complete coil-winding details right there on the spot. If special parts are required, you won't have to invest a lot of time and effort before the fact, for it's all there before you in condensed captions. The circuits included are completely up-to-date, and have been designed, built, tested, reworked as necessary, and perfected. You'll find any circuit you're ever likely to need in the pages of this rich volume. Includes an ultracomplete 22 page cross-reference index so you can quickly find the circuit you need. The schematics are classified according to general application. If you're in the business of servicing/repairing commercially built electronic equipment, you're going to especially appreciate the comprehensive Appendix of IC substitutions, which includes base diagrams for most popular ICs, and gives you all the info you need to adapt the IC packages of one manufacturer to the circuit applications of another. 602 pps., over 1250 illus. List Price \$12.95.

Let us send you these four practical, time- and money-saving books as part of an unusual offer of a Trial Membership in Electronics Book Club.

Here are quality hardbound volumes, each especially designed to help you increase your know-how, earning power, and enjoyment of electronics.

These handsome hardbound books are indicative of the many other fine offerings made to Members...important books to read and keep...volumes with your specialized interests in mind.

Whatever your interest in electronics—computers and microprocessors, radio and TV servicing, audio and hi-fi, industrial electronics, communications, broadcasting, electronics as a hobby—you will find Electronics Book Club will help you get the job you want, keep it, improve it or make your leisure hours more enjoyable. With the Club providing you with top quality books, you may broaden your knowledge and skills to build your income and increase your enjoyment of electronics, too.

This Special Offer is just a sample of the help

and generous savings the Club offers you. For here is a Club devoted exclusively to seeking out only those titles of direct interest to you. Members are annually offered over 50 authoritative books on all phases of electronics.

This extraordinary offer is intended to prove to you, through your own experience, that these very real advantages can be yours...that it is possible to keep up with the literature published in your areas of interest...and to save substantially while so doing. As part of your Trial Membership, you need purchase as few as four books during the coming 12 months. You would probably buy at least this many anyway...without the savings offered through Club Membership.

To start your Membership on these attractive terms, simply fill out and mail the coupon today. You will receive the 4-volume Electronics Circuits Library for 10-day inspection. YOU NEED SEND NO MONEY! If you are not delighted, return them within 10 days and your Trial Membership will be cancelled without cost or obligation.

ELECTRONICS BOOK CLUB, Blue Ridge Summit, Pa. 17214

Facts About Club Membership

- The 4 introductory books carry a publishers retail price of \$51.80. They are yours for only \$1.99 (plus postage and handling) with your Trial Membership.
- You will receive the Club News describing the current Selection. Alternates and other offerings, every 4 weeks (13 times a year).
- If you want the Selection, do nothing: it will be sent to you automatically. If you do not wish to receive the Selection, or if you want to order one of the many Alternates offered, you simply give instructions on the reply form (and in the envelope) provided, and return it to us by the date specified. This date allows you at least 10 days in which to return the form. If, because of late mail delivery, you do not have 10 days to make a decision and so receive an unwanted Selection, you may return it at Club expense.
- Personal service for your account—no computers used!
- To complete your Trial Membership, you need buy only four additional monthly selections or alternates during the next 12 months. You may cancel your Membership any time after you purchase these four books.
- All books—including the Introductory Offer—are fully returnable after 10 days if you're not completely satisfied.
- All books are offered at low Member prices plus a small postage and handling charge.
- Continuing Bonus: If you continue after this Trial Membership, you will earn a Dividend Certificate for every book you purchase. Three Certificates, plus payment of the nominal sum of \$1.99 will entitle you to a valuable Book Dividend of your choice which you may choose from a list provided Members.

ELECTRONICS BOOK CLUB

Blue Ridge Summit, Pa., 17214

Please open my Trial Membership in ELECTRONICS BOOK CLUB and send my 4-volume Electronics Circuits Library, invoicing me for only \$1.99 plus shipping. If not delighted, I may return the books within 10 days and owe nothing, and have my Trial Membership cancelled. I agree to purchase at least four additional books during the next 12 months, after which I may cancel my Membership at any time.

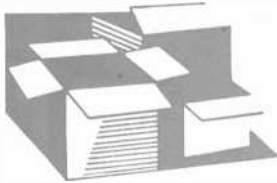
Name _____ Phone _____

Address _____

City _____

State _____ Zip _____

(Valid for new Members only. Foreign and Canada add 10%) PE-38




New Products

Additional information on new products covered in this section is available from the manufacturers. Either circle the item's code number on the Reader Service Card inside the back cover or write to the manufacturer at the address given.

Tandberg AM/Stereo FM Receiver

Tandberg has announced the Mk II version of its TR-2075 AM/stereo FM receiver. Power has been increased to 75 watts rms per channel into 8 ohms, at 0.05% THD and 1M distortion, says the manufacturer.




Specifications claimed are: ultimate FM quieting, 75 dB in stereo; capture ratio, 0.9 dB; phono section S/N, 89 dB; sensitivity (50 dB quieting, mono), 3 μ V. Features include Varactor-diode tuning, a toroidal power transformer, signal-strength and tuning meters, facilities for two turntables, two tape monitors, and three pairs of speakers. Front-panel controls and switches include a midrange tone control, high and low filters, and 25- μ s pushbutton switch. \$1100.

CIRCLE NO 93 ON FREE INFORMATION CARD

Cushcraft Ham Base Antenna

The Cushcraft ATB-34 is a 4-element beam antenna for the 10-, 15- and 20-Meter amateur bands. Forward gain is rated at 7.5 dB referenced to a half-wave dipole; front-to-back ratio is rated at 30 dB,



and VSWR at 1.5:1 (or less) at resonance. Feed is 52 ohms through a supplied 1:1 balun. The antenna has high-Q coaxial traps rated for 2-kW PEP power handling. It has an 18' (5.48 m) boom and a maximum element length of 32' 8" (9.95 m); tuning radius is 18' 9" (5.71 m). Wind surface area is 5.4 sq ft (0.50 m²), and estimated wind survival is 90 mph (144 km/h).

CIRCLE NO. 94 ON FREE INFORMATION CARD

Midland CB/AM/Stereo FM Radio


The Midland Model 77-907 combines a 40-channel, full-power CB transceiver with digital channel indicator and an AM/stereo



FM radio in a dashboard-mounted unit. Features of the CB section include front-panel controls for mike gain and squelch, plus switchable PA function and r-f gain. A standby switch allows the user to monitor incoming CB calls while tuned to an AM or FM station. Other features include station presets (2 for AM, 3 for FM), a stereo indicator light, a local/distant switch, and both tone and stereo balance controls. A built-in meter indicates signal strength and modulation in B mode, or acts as a tuning meter for AM and FM listening. \$319.95.

CIRCLE NO 95 ON FREE INFORMATION CARD

Stylift "Automates" Manual Arms




The "Stylift" is a simple device which automatically raises manual tonearms at the end of the record. There is no drag on the

arm during play; but when the arm moves in far enough to contact the Stylift, it over-balances the device's counterweight, which then revolves to lift the arm off the record surface. \$19.95. Address: Audio Source, 1185 Chess Dr., Foster City, CA 94404.

Magnepan Magneplanar Loudspeaker

Magnepan Inc.'s Magneplanar MG-1 is, like the company's previous units, a thin-panel (2" thick) dynamic, two-way speaker. Frequency response is rated by the manufacturer at \pm 4 dB from 50 to 16,000 Hz; maximum power-handling capacity is 200 W rms per channel, with 40 W/ch minimum power recommended. The woofer and tweeter panels crossover at 2400 Hz; and




impedance is claimed to be a purely resistive 6 ohms at any frequency. The system is 60" H x 22" W x 2" thick (152.4 x 55.9 x 5 cm), stands on a 24" x 14" (61 x 35.6 cm) base, and weighs 35 lb. \$495 per pair.

CIRCLE NO 96 ON FREE INFORMATION CARD

Portable Mini-Synthesizer


The Stylophone 350S is a battery-operated musical instrument the size of a portable typewriter. Sliding a pencil-like stylus across a printed "keyboard" produces 44 notes over a 6 $\frac{1}{2}$ -octave range. Two styli can be used at once to create harmony. Tone switches allow the simulation of specific instrument sounds; while other



switches control vibrato, fade-out, crescendo and reiteration. Hand placements above a light-sensitive cell also affect the tone quality. The unit has a built-in speaker and an output for use with external amplifiers. It weighs less than 5 lb with batteries. Address: Audio Arts, 5615 Melrose Ave., Hollywood, CA 90038.

Nakamichi "BlackBoxes"

Nakamichi has announced a series of specialized accessory components for use with audio systems. The new BlackBox Series includes: the SF-100 Subsonic Fil-



ter (\$70), which can provide either a 50-dB cut at 10 Hz or a slight boost of +5 dB at 30 Hz; the LA-100 Line Amplifier (\$70), which provides 0, +6 dB, +12 dB or +18 dB gain to compensate for preamplifier-amplifier level mismatches; the MB-150 Moving-Coil Booster Amplifier (\$100) for use with moving-coil phono cartridges; the BA-150 Bridging adapter (\$60) to bridge both channels of Nakamichi power amplifiers for higher-powered, monophonic use; the EC-100 Electronic Crossover (\$100); the MZ-100, 3-input microphone mixer (\$80); and the PS-100 ± 10 -V power supply (\$70).

CIRCLE NO 97 ON FREE INFORMATION CARD

Telephone Alert Burglar Alarm

Seaboard Electronics announces availability of its Dial-Alert II burglar alarm, which plugs into a telephone jack. When triggered by any of twelve sensors, it calls a pre-programmed telephone number. The person who picks up the phone first hears a coded signal identifying the alarm location. Then a microphone relays intruders' conversations or audible movements, the sound of breaking glass, audible signals from smoke or fire alarms, etc. Once answered, the alarm can be remotely shut off. A 16-digit memory holds the telephone



number including area code, access code, and foreign exchanges. Optional sensors include a Doppler-shift radar prowler detector; smoke, toxic-gas, freeze, glass-break and refrigerator-temperature sensors; two pressure sensors (one for use


under valuable objects, the other for use under carpets); and a pocket-size wireless alarm for remote triggering. \$269.50 (sensors extra). Address: Seaboard Electronics Co., 70 Church St., New Rochelle, NY 10805.

Sanyo Direct-Drive Turntable

Sanyo's Model TP-20 direct-drive turntable is semi-automatic, with automatic arm return. The drive system includes a 24-pole,

KITTATURE™

for the
computer
hobbyist



The Computer Depot is your single source for kits which teach the dynamics of computer technology... and manuals to show you how. We also carry tools and supplies... everything you need for your computer projects. Order from the list below. Or mail for catalog. Get your "Kittature"... kits, manuals and tools... from Computer Depot, today.

FAIRCHILD TECHNOLOGY KITS

<input type="checkbox"/> FTK 0001 0.5" Common Cathode Digit	\$ 1.75
<input type="checkbox"/> FTK 0002 .05" Common Anode Digit	1.75
<input type="checkbox"/> FTK 0003 .357 Common Cathode Digit	1.65
<input type="checkbox"/> FTK 0004 0.8 Common Cathode Digit	3.40
<input type="checkbox"/> FTK 0005 0.8 Common Cathode Digit	3.40
<input type="checkbox"/> FTK 0100 Clock Calendar with Radio Applications	35.00
<input type="checkbox"/> FTK 0101 6-Digit Wall Clock/Calendar	55.00
<input type="checkbox"/> FTK 0106 Auto Clock Calendar	40.00
10% OFF ALL TTL, including 7400 #s L, S, H and LS	
<input type="checkbox"/> E & L SK10 Breadboard Socket	SAVE \$1.50 15.00
<input type="checkbox"/> IMSAI 8080 Computer Kit	599.95
<input type="checkbox"/> Motorola MEK 6800 DII Computer Kit	235.00
<input type="checkbox"/> Vector Photo-resist Printed Circuit Kit	12.75


... THE BOOKS THAT SHOW YOU HOW!

<input type="checkbox"/> MicroComputer Primer	\$ 7.95
<input type="checkbox"/> E & L Bugbook Vol III ... Save \$1.00	14.00
<input type="checkbox"/> E & L Bugbook Vol I & II ... Save \$2.00	15.00
<input type="checkbox"/> E & L Bugbook Vol V & VI ... Save \$2.00	19.00
<input type="checkbox"/> Understanding MicroComputers	9.95
<input type="checkbox"/> MicrComputers at a Glance	9.95
<input type="checkbox"/> Osborne Vol I Basic Concepts	7.50
<input type="checkbox"/> How to Program MicroComputers	8.95
<input type="checkbox"/> TTL Cookbook	8.95
<input type="checkbox"/> Computer Technicians' Handbook	8.95
<input type="checkbox"/> Build Your Own Working Robot	5.95

computer depot, inc.

"Making Efficiency Economical"
3515 West 70th Street, Minneapolis, MN 55435
Phone: (612) 927-5601

RUSH me the items I have checked above. I have enclosed my check in the amount of \$ _____ (Or, credit my



account No. _____

I want to see more. Please SEND my FREE catalog.

NAME _____

ADDRESS _____

CITY _____


STATE _____

ZIP _____

30-slot brushless dc motor with electronic servo speed control, $\pm 3\%$ speed adjustment for pitch control, and a 2.2-lb, die-cast aluminum platter. Other features include a mirror for stylus inspection, plug-in headshells, and viscous-damped downward cueing. Specifications are: 0.05% wow and flutter, 60 dB S/N, -60 dB weighted rumble (DIN B). Minimum tracking pressure is said to be 1 g, and tracking error is $\pm 1.5\%$. With hinged dust cover and base, dimensions are 17 $\frac{3}{4}$ " W x 15" D x 9 $\frac{3}{4}$ " H (45.1 x 38.1 x 24.8 cm). \$129.95.

CIRCLE NO. 98 ON FREE INFORMATION CARD

President SSB Mobile CB Transceiver



The President "Adams" AM/SSB transceiver has pushbutton selection of channel 9 or channel 19, plus a scanning circuit which constantly monitors channels 9, 19, and any other channel of the user's choice. Other features are an S/r-f meter that also measures SWR, a 40-channel LED digital readout, a panel dimmer, and controls of microphone and r-f gain, plus a tone control. Manufacturer's claimed specifications include: 65 dB of spurious and harmonic suppression; sensitivity for 10 dB S+N/N of better than 0.5 μ V for AM, better than 0.25 μ V for SSB; adjacent channel rejection of 70 dB, and cross-modulation suppression of 60 dB. \$369.95.

CIRCLE NO. 99 ON FREE INFORMATION CARD

NEW LSI TECHNOLOGY
FREQUENCY COUNTER

TAKE ADVANTAGE OF THIS NEW STATE-OF-THE-ART COUNTER FEATURING THE MANY BENEFITS OF CUSTOM LSI CIRCUITRY.

FEATURES AND SPECIFICATIONS:
 DISPLAY: 8 RED LED DIGITS, 4" CHARACTER HEIGHT
 GATE TIMES: 1 SECOND AND 1/10 SECOND
 PRESCALER WILL FIT INSIDE COUNTER CABINET
 RESOLUTION: 1 HZ AT 1 SECOND, 10 HZ AT 1/10 SECOND
 FREQUENCY RANGE: 10 HZ TO 80 MHZ (85 MHZ TYPICAL)
 SENSITIVITY: 10 MV RMS TO 50 MHZ, 20 MV RMS TO 80 MHZ TYP.
 INPUT IMPEDANCE: 1 MEGOHM AND 20 PF
 (DIODE PROTECTED INPUT FOR OVER VOLTAGE PROTECTION)
 ACCURACY: ± 1 PPM ($\pm .0001\%$) AFTER CALIBRATION TYPICAL
 STABILITY: WITHIN 1 PPM PER HOUR AFTER WARM UP (.001% XTAL)
 IC PACKAGE COUNT: 8 (ALL SOCKETED)
 INTERNAL POWER SUPPLY: 5 V DC REGULATED
 INPUT POWER REQUIRED: 8-12 VDC OR 115 VAC AT 50/60 HZ.
 POWER CONSUMPTION: 4 WATTS.

KIT #FC-50C15 COMPLETE WITH PREDRILLED CHASSIS ALL HARDWARE AND STEP-BY-STEP INSTRUCTIONS WIRED & TESTED UNITS ARE CALIBRATED AND GUARANTEED.

KIT #FC-50C	60 MHZ COUNTER WITH CABINET & P.S.	\$119⁹⁵ COMPLETE!
KIT #PSL-650	650 MHZ PRESCALER [NOT SHOWN]	29.95
MODEL #FC-50WT	60 MHZ COUNTER WIRED, TESTED & CAL.	165.95
MODEL #FC-50/600 WT.	600 MHZ COUNTER WIRED, TESTED & CAL.	199.95

ESS Transar Speaker

The Transar from ESS Inc., is an amplified speaker system using a woofer that is somewhat similar in principle to the Heil "air-motion transformer" (which is used as Transar's midrange/tweeter unit). The woofer consists of a 32-inch vertical stack of lightweight, rigid diaphragms interconnected by carbon-fiber drive rods. A single voice coil drives the interconnected diaphragms up and down, while 45-degree reflector plates re-direct the sound to front and rear. Claimed advantages of the system include low mass (for low inertia and good transient response) and the elimination of diaphragm resonance effects. The system also includes a built-in amplifier with electronic crossover at 1000 Hz rated at 200 watts per channel into 8 ohms with less than 0.1% distortion. The system is 50" W x 40" H x 6" D (127 x 101.6 x 15.2 cm) and is available in a variety of finishes. The price of \$3,250 per pair, includes assembly, installation and real-time-analyzer adjustment in the buyer's home.

CIRCLE NO. 100 ON FREE INFORMATION CARD

Stereo-System Remote Control

The Ster-A-Mote system of control panels and adapters adds remote-control facilities to new and existing stereo component systems. It consists of a power supply, control decoder, function selector, and speaker muting protection circuit. Any one of four stereo source inputs can be selected; and it can independently control volume and switch speakers in any room. Additional accessories include an add-on FM memory tuner, with six remotely selected station presets that connect to the i-f section of existing FM tuners and receivers. Prices vary with system components. Address: Ster-a-Mote, Inc. 1790 Flatbush Ave, Brooklyn, NY 11210.

AUTO BURGLAR ALARM KIT

AN EASY TO ASSEMBLE AND EASY TO INSTALL ALARM PROVIDING MANY FEATURES NOT NORMALLY FOUND: KEYLESS ALARM HAS PROVISION FOR POS & GROUNDING SWITCHES OR SENSORS WILL PULSE HORN RELAY AT 1/2 RATE OR DRIVE SIREN. KIT PROVIDES PROGRAMMABLE TIME DELAYS FOR EXIT, ENTRY & ALARM PERIOD UNIT MOUNTS UNDER DASH - REMOTE SWITCH CAN BE MOUNTED WHERE DESIRED. CMOS RELIABILITY RESISTS FALSE ALARMS & PROVIDES FOR ULTRA DEPENDABLE ALARM. DO NOT BE FOOLED BY LOW PRICES! THIS IS A TOP QUALITY COMPLETE KIT WITH ALL PARTS INCLUDING DETAILED DRAWINGS AND INSTRUCTIONS OR AVAILABLE WIRED AND TESTED.



KIT #ALR-1
\$9.95

#ALR-1WT
WIRED & TESTED
\$19.95

60 HZ. XTAL TIME BASE


Will enable Digital Clock Kits or Clock-Calendar Kits to operate from 12V DC. 1"x2" PC Board

Power Req.: 5-15V (2.5 MA. TYP.)
Easy 3 wire hookup
Accuracy: ± 2 PPM
#TB-1 (Adjustable)

Complete Kit **\$4⁹⁵** Wir & Cal **\$9.95**

SEE THE WORKS Clock Kit Clear Plexiglas Stand

- 6 Big 4" digits
- 12 or 24 hr. time
- 3 set switches
- Plug transformer
- All parts included



KIT
\$23⁵⁰ ea.
Assembled
\$29⁹⁵

Plexiglas is Pre-cut & drilled
Kit #850-4CP

Size: 6"H, 4 $\frac{1}{2}$ " W, 3"D

PLEXIGLAS CABINETS

Great for Clocks or any LED Digital project. Clear-Red Chassis serves as Bezel to increase contrast of digital displays.

CABINET I
3"H, 6 $\frac{1}{2}$ " W, 5 $\frac{1}{2}$ " D Black, White or Clear Cover

CABINET II
2 $\frac{1}{2}$ " H, 5 $\frac{1}{2}$ " W, 4" D \$6.50 ea.

RED OR GREY PLEXIGLAS FOR DIGITAL BEZELS
3"x6"x1/8" 95¢ ea 4/3

VARIABLE REGULATED 1 AMP POWER SUPPLY KIT

- VARIABLE FROM 4 to 14V
 - SHORT CIRCUIT PROOF
 - 723 IC REGULATOR
 - 2N3055 PASS TRANSISTOR
 - CURRENT LIMITING AT 1 Amp
- KIT IS COMPLETE INCLUDING DRILLED & SOLDER PLATED FIBERGLASS PC BOARD AND ALL PARTS (Less TRANSFORMER) KIT #PS-01 \$8.95
- TRANSFORMER 24V CT will provide 300MA at 12V and 1 Amp at 5V. \$3.50

Fairchild Super Digt FND-359

4" Char. Mt. 7 segment LED RED Com. Cath. Direct pin replacement for popular FND-70.

95¢ ea, 10/\$8.50

SET OF 6 FND-359 WITH MULTIPLEX PC BOARD \$6.95

MOBILE LED CLOCK

12/24 HR 4" DIGITS!
MODEL 12 VOLT AC or DC POWERED



- 6 JUMBO 7" RED LEDs BEHIND RED FILTER LENS WITH CHROME RIM
 - SET TIME FROM FRONT VIA HIDDEN SWITCHES • 12/24 HR. TIME FORMAT
 - STYLISH CHANGEOAL GRAY CASE OF MOLDED HIGH TEMP. PLASTIC
 - BRIDGE POWER INPUT CIRCUITRY - TWO WIRE NO POLARITY HOOK-UP
 - OPTIONAL CONNECTION TO BLANK DISPLAY (Use When Key Off In Car, Etc.)
 - TOP QUALITY PC BOARDS COMPONENTS INSTRUCTIONS
 - MOUNTING BRACKET INCLUDED
- KIT #2001 COMPLETE KIT \$27⁹⁵ 3 OR \$25⁹⁵ 15V VAC Power/Pack #AC-1 \$2.50 EA. MORE EA.
- ASSEMBLED UNITS WIRED & TESTED ORDER #2001 WT (LESS 5V BATTERY) \$37⁹⁵ 3 OR \$35⁹⁵ 15V VAC MORE EA.
- Wired for 12-24 Hr. Or. If not otherwise specified.

OPTOELECTRONICS, INC.

BOX 219 HOLLYWOOD, FLA. 33022
PHONE [305] 921-2056 / 921-4425


ORDERS TO USA & CANADA ADD 5% FOR SHIPPING, HANDLING & INSURANCE. ALL OTHERS ADD 10%. ADDITIONAL \$1.00 CHARGE FOR ORDERS UNDER \$15.00 - COD FEE \$1.00. FLA. RES. ADD 4% TAX.



CIRCLE NO. 36 ON FREE INFORMATION CARD

POPULAR ELECTRONICS

The most important piece of electronic equipment you'll ever own.



Yours to examine FREE for 15 days.

245

INCLUDES ALL THE LATEST TERMINOLOGY FOR SUCH FIELDS AS:

- Communications
- Microelectronics
- Fiberoptics
- Semi-conductors
- Reliability
- Computers
- Medical
- Electronics

LOOK at all the valuable "extras" this one handy reference volume contains:

- Hundreds of easy-to-grasp ILLUSTRATIONS AND DIAGRAMS—positioned with the terms they depict—and clearly captioned for quick understanding.
- CROSS-REFERENCED to aid you in locating those terms which you might look for in more than one place. Example: When looking up "Esaki diode" you'll be referred to "tunnel diode."
- Helpful PRONUNCIATION GUIDE of more than 1100 often-mispronounced electronic terms showing syllabic division as well as the newest, most-accepted pronunciation of each term.
- A newly-revised list of SEMI-CONDUCTOR SYMBOLS AND ABBREVIATIONS for use in semiconductor device data sheets and specifications.
- Clearly-illustrated SCHEMATIC SYMBOLS.
- GREEK ALPHABET. A special table lists the letters along with technical terms for which these letters are used as symbols (Name and Designates).

819 Pages of crystal-clear definitions. Over 18,500 terms defined and alphabetically arranged. Size: 5-1/2 x 8-1/2.

- Authoritative • Comprehensive • Completely up-to-date

BE OUR GUEST. Examine the MODERN DICTIONARY OF ELECTRONICS free for 15 days. Discover why book reviewers and some of the most demanding electronics experts around are calling it the most complete, up-to-date, authoritative dictionary ever compiled for this exacting field. And get a FREE \$4.95 bonus book.

Since rolling off the presses this giant reference is already being hailed as *THE* dictionary of the industry by thousands of electronic engineers, technicians, experimenters and hobbyists from coast to coast. So don't be surprised if it becomes one of the

most dogeared, coffee-stained books on your reference shelf.

Users tell us that one of the things that sets it head and shoulders above other electronic dictionaries is all the valuable *extra information* it contains. But see for yourself. Send for the MODERN DICTIONARY OF ELECTRONICS today. If you don't agree it's one of the most important pieces of electronic "equipment" you could own, simply return it within 15 days and owe nothing. And no matter what you decide, you'll get a free copy of "How to Read Schematic Diagrams" to keep...as our "thank you" gift.

FREE TRIAL COUPON



YOURS FREE...


"How to Read Schematic Diagrams" A \$4.95 value... *keep* it—even if you decide to return the DICTIONARY. **SAVE postage and handling costs. Full payment enclosed (plus tax where applicable). 15-day return privilege still applies.** (Prices subject to change without notice)

Yes. Please rush me the MODERN DICTIONARY OF ELECTRONICS (#21488*) for my free trial. I understand if not completely satisfied I may return it within 15 days and owe nothing. Otherwise, it's mine to keep for only \$18.95 plus postage and handling and local taxes (where applicable).

Name _____
 Address _____
 City _____
 State _____ Zip _____

Mail to: **EB39**
 Howard W. Sams & Co., Inc.
 4300 W. 62nd St.,
 Indianapolis, Ind. 42602

9 Xcelite[®] compact convertible driver sets



do double duty on dozens of popular screws and nuts

Ten assortments of professional quality, midget, color-coded screwdrivers and/or nutdrivers . . . for popular inch and metric sizes of slotted, Phillips, Allen, Scrulox, hex head screws, and hex nuts. All capable of "double duty" with piggyback, torque amplifier handle that slips over the top of each tool for longer reach, larger gripping surface, and greater driving power. Neatly housed in compact, plastic, stand-up cases with optically clear covers for quick size-identification, making them ideal for pocket, work bench, or service kit.

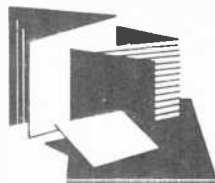
in stock at leading electronic distributors . . . nationwide



The Cooper Group
Electronics Division

WELLER[®] · WISS[®] · XCELITE[®]

P.O. BOX 728, APEX, NORTH CAROLINA 27502, 919-362-7511
CIRCLE NO 53 ON FREE INFORMATION CARD



New Literature

SWITCHCRAFT CONNECTOR BROCHURE

A new, 8-page brochure from Switchcraft describes the Quick Ground Professional (QGP) audio connector line. Designed for professional use, the QGP line offers such benefits as nonreflective finish to prevent glare where bright lights are used, gold-plated contacts and pins and re-inforced plastic insulation. Address: Switchcraft, 5555 North Elston Avenue, Chicago, IL 60630.

LEADER TEST INSTRUMENT CATALOG

This 48-page catalog presents features, applications, and specifications of five product lines. Featured products include oscilloscopes, vectorscopes, multimeter and millivoltmeters, audio analyzers, digital frequency counters, signal and sweep marker generators, and a wide range of communications test gear. Address: Leader Instruments Corp., 151 Dupont Street, Plainview, NY 11803.

SYLVANIA ECG CB REPLACEMENT GUIDE

Sylvania ECG semiconductor replacement guide lists 5000 part numbers for CB equipment. Included are diodes, integrated circuits, modules, rectifiers, and transistors used in 73 different brands of CB equipment. It also contains a section cross referencing equipment brand names. Part numbers listed in the guide are found in all types of CB equipment. Address: General Telephone & Electronics, Public Affairs Department, One Stamford Forum, Stamford, CT. 06904.

AR LOUDSPEAKER CATALOG

"Truth in Listening," from Acoustic Research, defines the characteristics of accurate sound reproduction and describes the expanded AR high-fidelity speaker line. Charts, photos, and artwork are provided. Complete specifications are included for all seven AR speakers. Other information helpful to the prospective loudspeaker buyer is given. Address: Acoustic Research, 10 American Drive, Norwood, MA 02062.

ANTENNA REFERENCE CHART

Now available from Antenna, Inc. is a new reference chart describing antennas with various mounting configurations for the 25-30, 30-36, 36-42, 42-50, and 130-174 MHz ranges. The chart includes information on mobile, quarter wave-length, monitor, and base station antennas. A section describing the company's antenna accessories is also included. Address: Antenna, Inc., 23850 Commerce Park Road, Cleveland, OH 44122.

GE MINIATURE LAMP CATALOG

This catalog from General Electric features 70 new additions to their line of miniature lamps of all types, including 38 halogen-cycle lamps, and 19 wedge-base lamps. It has a numerical index, table of applications and design considerations as aids in lamp selection. Address: Miniature Lamp Products Department, General Electric, #3382, Nela Park, Cleveland, OH 44112.

CEI EQUIPMENT AND KIT CATALOG

The new 36-page catalog from Caringella Electronics describes its line of electronic products, which are available in assembled or kit form. Included are a WWV/CHU standard-time receiver, panel-mount digital clocks, a 3½"-high digital wall clock, audio compressors, electronic security alarms, and electronic test equipment. Technical specifications, photos, application information, schematics, and a description of each product are featured. Address: Caringella Electronics, Inc., Box 727, Upland, CA 91786.

Bearcat[®] 210 Scanner

\$289.



The Bearcat 210 super synthesized receiver scans and searches over 16,000 different frequencies without expensive crystals. The Bearcat 210 covers 32-50, 146-174 & 416-512 Mhz., and has AC/DC operation. Save over \$60.00 now by ordering on our 24 hour toll-free credit card order line 800-521-4414. In Michigan and outside the U.S. call 313-994-4441. Add \$5.00 for shipping in the U.S. or \$9.00 for air UPS to the west coast. Charge cards or money orders only. Foreign orders invited.




COMMUNICATIONS ELECTRONICS
P.O. BOX 1002 DEPT. PE3
ANN ARBOR, MICHIGAN 48106




CIRCLE NO 56 ON FREE INFORMATION CARD

POPULAR ELECTRONICS

Magazines At Discount




Reg. Rate: 12 Issues/\$12



Newsstand Rate: 32 issues/\$9.60



Newsstand Rate: 26 Issues/\$26



Reg. Rate: 26 Issues/\$18



Reg. Rate: 12 issues/\$11.98

You SAVE up to 50%

Here's your chance for a real bargain bonanza on your favorite magazines. You may select as many as five of these titles at the special introductory rates shown — up to 50% off! To order, indicate the magazines you want by inserting their code numbers in the boxes on the attached order card. Or write to: MAGAZINES AT DISCOUNT, A Division of Ziff-Davis Publishing Co., P.O. Box 2703, Boulder, Colorado 80322.

CHOOSE YOUR FAVORITES AT DISCOUNT PRICES!

<p>24 ISSUES APARTMENT LIFE YOU PAY ONLY \$7.97 Reg. Rate: 24 Iss. \$14.97</p> <p>21</p>	<p>12 ISSUES GOLF DIGEST YOU PAY ONLY \$4.75 Reg. Rate: 12 Iss. \$9.50</p> <p>81</p>	<p>12 ISSUES Popular Electronics YOU PAY ONLY \$7.97 Reg. Rate: 12 issues \$12</p> <p>06</p>	<p>26 ISSUES Sports Illustrated YOU PAY ONLY \$9.97 Reg. Rate: 26 Issues \$26</p> <p>38</p>
<p>4 ISSUES BACK BACK YOU PAY ONLY \$6 Reg. Rate: 4 issues \$9</p> <p>67</p>	<p>6 ISSUES MARIAH YOU PAY ONLY \$8.97 Reg. Rate: 6 Iss. \$12</p> <p>73</p>	<p>12 ISSUES PHOTOGRAPHY YOU PAY ONLY \$5.99 Reg. Rate: 12 Issues \$11.98</p> <p>07</p>	<p>12 ISSUES Stereo Review YOU PAY ONLY \$4.99 Reg. Rate: 12 Issues \$9.98</p> <p>11</p>
<p>12 ISSUES Boating YOU PAY ONLY \$7.97 Reg. Rate: 12 Issues \$12</p> <p>01</p>	<p>18 ISSUES Mechanix Illustrated YOU PAY ONLY \$5.96 Reg. Rate: 18 Iss. \$11.00</p> <p>28</p>	<p>18 ISSUES Popular Science YOU PAY ONLY \$5.97 Reg. Rate: 18 Issues \$11.91</p> <p>35</p>	<p>12 ISSUES tennis YOU PAY ONLY \$4.75 Reg. Rate: 12 Issues \$9.50</p> <p>39</p>
<p>51 ISSUES Business Week YOU PAY ONLY \$26 Reg. Rate: 51 Iss. \$63.75</p> <p>48</p>	<p>12 ISSUES Ms. YOU PAY ONLY 5.97 Reg. Rate: 12 Issues \$10</p> <p>47</p>	<p>12 ISSUES psychology today YOU PAY ONLY \$6.97 Reg. Rate: 12 Issues \$12</p> <p>08</p>	<p>26 ISSUES TIME YOU PAY ONLY \$12.97 Reg. Rate: 26 Issues \$26</p> <p>40</p>
<p>12 ISSUES CAR DRIVER YOU PAY ONLY \$4.99 Reg. Rate: 12 Issues \$9.98</p> <p>02</p>	<p>25 ISSUES Newsweek YOU PAY ONLY \$12.50 Reg. Rate: 25 Issues \$25</p> <p>44</p>	<p>24 ISSUES psychology today YOU PAY ONLY \$13.87 Reg. Rate: 24 Issues \$23</p> <p>10</p>	<p>32 ISSUES TV GUIDE YOU PAY ONLY \$8.35 Reg. Rate: 32 Issues \$9.60</p> <p>41</p>
<p>12 ISSUES CRAWDADDY YOU PAY ONLY \$7.95 Reg. Rate: 12 Issues \$12</p> <p>87</p>	<p>26 ISSUES NewTimes YOU PAY ONLY \$7.50 Reg. Rate: 26 Issues \$15</p> <p>31</p>	<p>14 ISSUES REDBOOK YOU PAY ONLY \$7.97 Reg. Rate: 14 Issues \$13.90</p> <p>37</p>	<p>52 ISSUES TV GUIDE YOU PAY ONLY \$13.56 Reg. Rate: 52 Iss. \$15.60</p> <p>99</p>
<p>12 ISSUES Cycle YOU PAY ONLY \$4.99 Reg. Rate: 12 Iss. \$9.98</p> <p>03</p>	<p>12 ISSUES Outdoor Life YOU PAY ONLY \$3.97 Reg. Rate: 12 Issues \$7.94</p> <p>64</p>	<p>26 ISSUES Rolling Stone YOU PAY ONLY \$12 Reg. Rate: 26 Issues \$18</p> <p>56</p>	<p>15 ISSUES us YOU PAY ONLY \$8.97 Lowest Available Sub Rate</p> <p>86</p>
<p>12 ISSUES FLYING YOU PAY ONLY \$9.97 Reg. Rate: 12 Issues \$14</p> <p>04</p>	<p>12 ISSUES Outside YOU PAY ONLY \$7.99 Reg. Rate: 12 Iss. \$12</p> <p>82</p>	<p>10 ISSUES Sphere YOU PAY ONLY \$4.95 Reg. Rate: 10 Iss. \$7.50</p> <p>68</p>	<p>12 ISSUES Yachting YOU PAY ONLY \$12.00 Reg. Rate: 12 Iss. \$21.25</p> <p>12</p>



Stereo Scene

By Ralph Hodges

THE FUROR OVER (GULP!) CABLES

SOME YEARS ago, while visiting the JVC Research Center outside of Tokyo, I was given a pair of curious-looking loudspeaker hook-up cables by JVC's chief of tuner design, who then proceeded to extol their audible virtues at some length. I found it unaccountable that a major engineering representative of a generally conservative and highly respected audio manufacturer should be dispensing this brand of snake oil; particularly when at his elbow, indicating tacit agreement, sat T. Inoue, developer of the CD-4 system and an audio researcher of vast reputation.

The cables consist of about eight pairs of black and red insulated strands, plaited and brought out into tinned pig-tails at either end.

(I have since learned that they are called in English—the printing on my package was all in Japanese—JVC “Super Cord.”) I brought them home with me and displayed them before the wise old heads that speak authoritatively about audio in this country. The typical reaction was hilarity. Yes, the cables' performance might very well follow the general trend of JVC's graphical data, they allowed (Fig. 1), but only at frequencies well into the r-f range.

A few simple measurements were made. Capacitance appeared to be about 0.002 microfarad, which was deplored (an equivalent length of No. 18 zip cord is almost an order of magnitude lower), while dc resistance seemed to be comparable to that of zip cord. It can probably be assumed that the self-inductance of the JVC cable is low because of its inductance-cancelling construction. Its other attributes were generally thought to be of dubious value.

Ah, but how did the cables affect sound? I wish I could say. They turned out to be too short to make the run from my equipment cabinet to my speakers, and in the absence of any agreed-upon technical justification for them I was at a loss to figure out how to extend them

without possibly interfering with their intended performance. I also felt, quite frankly, that I probably had more pressing matters to attend to. But here I may have been hasty, because the JVC cables have suddenly acquired a number of vigorous supporters and competitors.

The Cable Question. As best I can determine, the subject of connecting cables really began to enter the U.S. audiophile consciousness with the advent of discrete 4-channel cartridges, the increase in popularity of moving-coil phono cartridges and the simultaneous



boom in CB, which brought to light interference problems. Suddenly there was a real job to be done in properly shielding and grounding low-level, high-gain, audio-frequency circuits, and companies like Verion and, more recently, Teac began to respond with suitable products. However, there is nothing in Verion's approach that doesn't conform to accepted engineering practice. The idea is to supply top-grade triaxial cables (the outer shield does not carry signal) with high-quality phono-plug (epoxy sealed and secured) terminations. Spade lugs at both ends of every cable length connect to chassis ground points or to heavy-duty grounding strips available from the manufacturer. Fully outfitting a system with Verion connectors turns out to be rather expensive, but at least you can appreciate the rationale behind it, and you know what results to expect. Can the same be said for the presently proliferating “exotic” speaker cables?

Reports from the field seem to vary. I have seen some correspondence from consumers who have purchased the cables and experienced no audible change whatsoever. They are naturally in high dudgeon over having spent not less than \$1 per foot for nothing. On the other hand, I have heard from an audio dealer who has sold any number of sets of the Polk SoundCable (similar in many respects to the JVC Super Cord) on a money-back basis and has never had a single set returned to the store. His customers claim to hear such things as increases in overall system gain, dynamic range, subjective high-frequency response, and “definition” (for want of a more descriptive word).

The Theory. Those eager to make a case for the exotic cables offer a number of explanations for what they hear as an improvement. First and foremost they talk about ac impedance (as opposed to dc resistance) and the associated phenomenon of “skin effect” or “surface effect” in a conductor. The result of this is said to be a general rise in impedance with frequency, which is less than ideal, particularly if the loudspeaker system exhibits a relatively low impedance at high frequencies (not by any means always the case, of course, but a possibility if multiple tweeters are used). Some phase shift occurs as well—not enough to have been of great concern up to now, but enough to be visible on a high-frequency square wave (Fig. 2). Observation of these effects seems to have led to the popularity of Litz wire

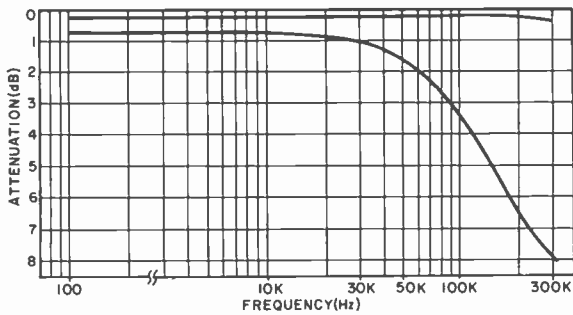


Fig. 1. JVC's data contrasting performance of 14 meters of Super Speaker Cable (upper curve) to that of 14 meters of No. 18 zip cord.

(bundles of thin, individually insulated conductors) in the super cables of today.

Another goal of these cables is the minimizing of self-inductance. The flat-braid construction of the JVC cables seems to have that in mind, as does the counter-spiraling makeup of the Polk cables. As for capacitance, both seem to be somewhat of a step backward from the zip cord more commonly in use, but whether that will pose a problem of any magnitude probably depends on the characteristics of the particular sound system with which they are used. There is every evidence that quite a number of popular amplifiers can be induced into oscillation if a certain value of capacitance—generally not too small nor too big—appears at their outputs. If the speaker cable adds enough capacitance to exceed that value, everything should be all right. However, if it adds just enough to attain it, well. . . .

The metallic purity of the conductor also comes up for question. Some people object to tinned copper wires or wires that contain even trace amounts of magnetic material. Even the insulating material of the conductors has been singled out as an area requiring much further study. And as you might anticipate, the audio "quality" of associated solder joints and connectors is also being exposed to a fresh round of criticism.

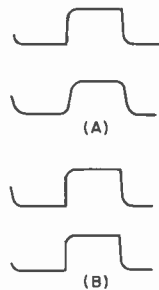
The Practice. Even the most serious theorists freely admit the cable question is far from being pinned down. However, it's hard to argue with the enthusiasm that even comparatively casual listeners have worked up for some of the new speaker wires. Many of my personal acquaintances who have either managed to swing the not-inconsiderable investment or have been able to borrow a cable set are now complete converts. On the other hand, some very serious audiophiles within my circle of friends have noticed no changes in their systems. There is also another side to the matter.

Not long ago I was commissioned to design a demonstration for a major au-

dio manufacturer's press conference in a posh New York hotel. The heart of it was to be a sound system that would be exotic and expensive enough to attract some attention, loud enough to serve an audience of about 70, and sufficient in quality to permit fairly meaningful comparisons of different recording media to be made. Because exotic and expensive were among the criteria—and because I was curious—I asked for some Polk cables to be on hand for experimentation.

Verion cables and grounding strips comprised the lash-up right up to the power-amplifier inputs, and it was in-


Fig. 2. A 20-kHz square wave shows some rounding after passage through standard zip cord (A). An equivalent length of JVC cable leaves square wave comparatively intact as at (B).



deed gratifying to discover how quiet the final system was, even with the Empire State Building's formidable antenna mast looming over our shoulders. And then, at the eleventh hour, when the system had been playing happily and thunderously for the whole evening and the demonstration had been rehearsed several times, we decided to substitute the Polk cables for our heavy-gauge zip cord, just to see what would happen. The results were dramatic to say the least. Within a moment of turn-on—and with no audio signal as yet—amplifier channels began falling like dominos, so that within sixty seconds we were completely shut down.

By relating this anecdote I don't mean to indict either the cables or the amplifiers, both of which have obviously performed creditably under other circumstances. But I do wish to underline the apparent fact that audio remains fraught with some great unknowns and some remarkable surprises even today. ◇

In the Black II



Performance, beauty, quality — three attributes that have always been the hallmarks of SAE products. SAE systems in the past have had them, this system's predecessor had them, and the new In The Black system has them and much more.

The 2900 Parametric Preamplifier offers our new flexible parametric tone control system, full dubbing and tape EQ. New phono and line circuitry results in unparalleled clarity and definition with distortion of less than 0.01% THD & IM.

The 2200 Stereo Power Amplifier with fully complementary circuitry delivers 100 Watts RMS per channel from 20-20K at less than 0.05% Total Harmonic Distortion, from 250mW to full rated power.

The 8000 Digital FM Tuner has linear phase filters, phase-lock multiplex, and of course, our famous digital readout tuning indicator system.

Combine these products together and you have a system that ensures superior performance in all areas, excellent control flexibility, and the sonic quality that is typically SAE.

SAE
 Scientific Audio Electronics, Inc.
 P.O. Box 60271 Terminal Annex, Los Angeles, CA 90060

At CIE, you get electronics career training from specialists.

If you're interested in learning how to fix air conditioners, service cars or install heating systems – talk to some other school. But if you're serious about electronics, come to CIE – The Electronics Specialists.

John E. Cunningham

**Special Projects Director
Cleveland Institute of Electronics**



My father always told me that there were certain advantages to putting all your eggs in one basket. "John," he said, "learn to do one important thing better than anyone else, and you'll always be in demand."

I believe he was right. Today is the age of specialization. And I think that's a very good thing.

Consider doctors. You wouldn't expect your family doctor to perform open heart surgery or your dentist to set a broken bone, either. Would you?

For these things, you'd want a specialist. And you'd trust him. Because you'd know if he weren't any good, he'd be out of business.

Why trust your education and career future to anything less than a specialist?

You shouldn't. And you certainly don't have to.

FACT: CIE is the largest independent home study school in the world that specializes exclusively in electronics.

We have to be good at it because we put all our eggs in one basket: electronics. If we hadn't done a good job, we'd have closed our doors long ago.

Specialists aren't for everyone.

I'll tell it to you straight. If you think electronics would make a nice hobby, check with other schools.

But if you think you have the cool—and want the training it takes—to make sure that a sound blackout during a prime time TV show will be corrected in seconds—then answer this ad. You'll probably find CIE has a course that's just right for you!

At CIE, we combine theory and practice. You learn the best of both.

Learning electronics is a lot more than memorizing a laundry list of facts about circuits and transistors. Electronics is interesting because it's based on some fairly recent scientific discoveries. It's built on ideas. So, look for a program that starts with ideas—and builds on them.

That's what happens with CIE's Auto-Programmed® Lessons. Each lesson uses world-famous "programmed learning" methods to teach you important principles. You explore them, master them completely... before you start to apply them!

But beyond theory, some of our courses come fully equipped with the electronics gear to actually let you perform hundreds of checking, testing and analyzing projects.

In fact, depending on the course you take, you'll do most of the basic things professionals do every day—things like servicing a beauty of a Zenith color TV set... or studying a variety of screen display patterns with the help of a color bar generator.

Plus there's a professional quality oscilloscope you build and use to "see" and "read" the characteristic waveform patterns of electronic equipment.

You work with experienced specialists.

When you send us a completed lesson, you can be sure it will be reviewed and graded by a trained electronics instructor, backed by a team of technical specialists. If you need specialized help, you get it fast... in writing from the faculty specialists best qualified to handle your question.

People who have known us a long time, think of us as the "FCC License School."

We don't mind. We have a fine record of preparing people to take... and pass... the government-administered FCC License exams. In fact, in continuing surveys nearly 4 out of 5 of our graduates who take

the exams get their Licenses. You may already know that an FCC License is needed for some careers in electronics—and it can be a valuable credential anytime.

Find out more! Mail this card for your FREE CATALOG today!

If the card is gone, cut out and mail the coupon.

I'll send you a copy of CIE's FREE school catalog, along with a complete package of independent home study information.

For your convenience, I'll try to arrange for a CIE representative to contact you to answer any questions you may have.

Remember, if you are serious about learning electronics... or building upon your present skills, your best bet is to go with the electronics specialists—CIE. Mail the card or coupon today or write CIE (and mention the name and date of this magazine), 1776 East 17th Street, Cleveland, Ohio 44114.



Patterns shown on TV and oscilloscope screens are simulated.

CIE Cleveland Institute of Electronics, Inc.
 1776 East 17th Street, Cleveland, Ohio 44114
 Accredited Member National Home Study Council

YES... John, I want to learn from the specialists in electronics—CIE. Send me my FREE CIE school catalog—including details about troubleshooting courses—plus my FREE package of home study information. PE-58

Print Name _____

Address _____ Apt. _____

City _____

State _____ Zip _____

Age _____ Phone (area code) _____

Check box for G.I. Bill information: Veteran Active Duty

Mail today!



Audio Reports

FIDELITY—OR BELIEVABILITY?

THE TERM “high fidelity” means different things to different people. For me, it is easier to list some of the things it is *not* than to attempt to define it specifically. It is *not* superwide frequency response, from 20 to 20,000 Hz or far beyond. It is *not* a ruler-flat response within the audio range. It is *not* the absence of nonlinear distortion (harmonic, IM, TIM, or what have you). It is *not* the absence of phase or time delay distortions or of any other form of transient distortion. It should be clear that, in my opinion, while all the above qualities and many others are desirable in themselves, they are neither necessary nor sufficient to create a high-fidelity listening experience. I believe that no purely objective measurement or combination of measurements can be used, at this time with today’s equipment, to define “hi-fi” sound in an unambiguous manner.

For me, the “hi-fi” quality of musical reproduction is a function of its *believability*. “Believable” is not the same as “real” or “live” or “natural.” All of these criteria imply a comparison of the reproduced sound to the original sound, which is a fundamental impossibility in almost every case. It is possible to stage such a comparison, in the same listening environment, but this is a highly artificial condition. Such tests are usually conducted by speaker manufacturers, and may in fact prove something about the quality of their speaker systems. On the other hand, speaker systems that do an almost perfect job of imitating the live sound in such a test do not necessarily sound as “perfect” in the typical home listening environment. They may even sound much less pleasing (or believable) than other speaker systems that do not fare nearly so well in a “live-versus-recorded” test.

It would be most convenient if objective measurements could actually define the sound of a component or a system. It would take a lot of the controversy out of audio, since there would no longer be any arguments over whether a component with 0.001% “distortion” really sounds better than one with 0.01% “distortion,” and so forth. Sad to say, things do not work out that way, and we must ultimately rely on each individual’s perception of the sound. Since likes and dislikes in the world of hi-fi vary widely from listener to listener, the evaluation process leaves much to be desired.

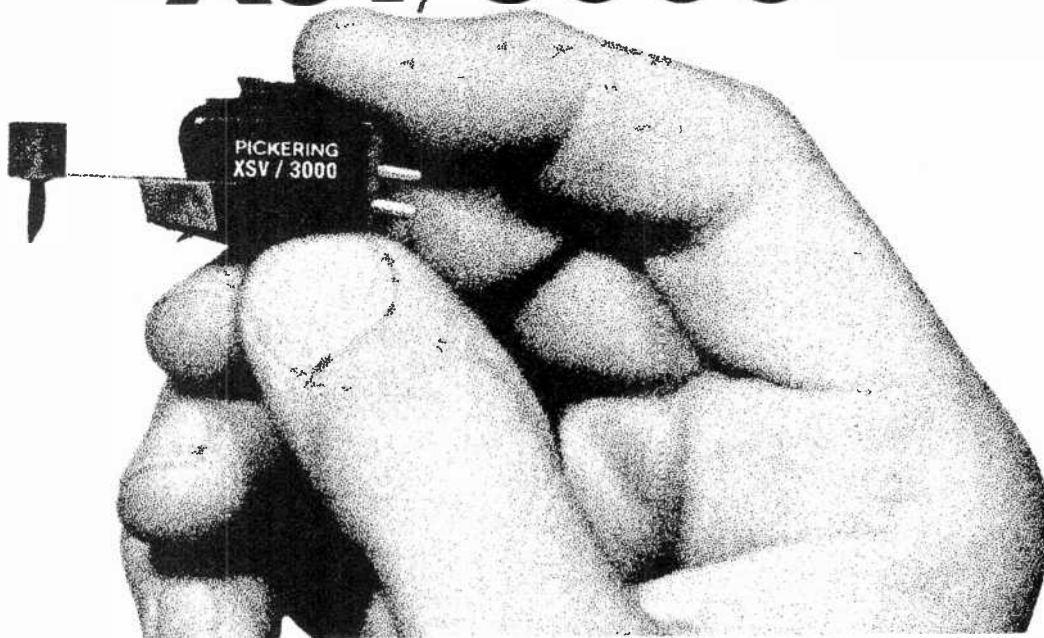
“Believability” as used here means that the total

effect of the reproduced sound should be consistent with the effect one expects from a real performance. The listener should be able to accept it as sounding like some hypothetical “live” performance, albeit one he may never have heard. To understand what this entails, let us consider a few of the attributes of a live musical performance. First and foremost, it has no nonlinear distortion. (Even if it is electronically created or amplified, as from a synthesizer or electronic instrument, the “distortion” in the sound is by definition a part of the original sound.) Second, the program dynamics are unmodified. What we hear is the full dynamic range of the original instruments, with no limiting, clipping, or compression.

One of the most important ingredients of believability is a natural *ambience*. This is the sense of air and space that exists in every concert hall. If it is present in the reproduced sound, one can come very close to believing that he is hearing a real performance. It has been claimed that certain amplifiers and phono cartridges are superior to others in the degree of ambience they impart to the reproduced sound, but these effects are so subtle that their very existence is open to question. Much less arguable is the ambience contributed by some speaker systems, especially those with omnidirectional or quasi-omnidirectional characteristics. Their ambience is derived from the listening room rather than the concert hall, but it is still much better than nothing. In any event, the contribution of the speaker system to overall believability, though greater than that of the other system components, is a very small part of the necessary total. The place where this quality is injected into or subtracted from the program is in the recording itself.

A record made in a “dead” environment, or created by multiple recording techniques, will never sound convincingly “live.” No matter how much reverberation is introduced by the recording engineer, no one will always be fooled into thinking he is hearing a recording of a live performance. On the other hand, a skillfully made recording, in which the ambience of a good concert hall has been captured and which has been subjected to a minimum of signal processing, can sometimes sound startlingly “real.” The effect is not the “reality” of the listener’s presence in the concert hall and certainly not of the performer’s being

The source of perfection in stereo sound... Pickering's new XSV/3000



The reviewers applaud as never before!

"... we don't see how you can do better at any price."
Hirsch-Houck Laboratories. Stereo Review. February 1977

"The new unit offers the stereo performance of the XUV/
4500Q (or perhaps a little better than that) at a lower
price. It seems hard to go wrong with such a combina-
tion."

High Fidelity. February 1977

"Congratulations to all concerned on a fine contender
amongst the world's best stereo pick-ups."

John Borwick. Gramophone. United Kingdom 1977

Pickering's new XSV/3000 is a remarkable develop-
ment. It possesses a totally new and different design that
makes it the precursor of a whole new generation of so-
phisticated, advanced stereo cartridges.

This has been made possible by technological advances
in two areas. **First**, it has an unusually tiny magnet, made
of rare earth compounds, of remarkably high power that

permits extremely low mass, and also offers high output.
Second, this cartridge features the new Stereohedron™
stylus tip, a Pickering first! This extraordinary shape has a
far larger bearing radius, which provides increased con-
tact area in the record groove. This assures gentler treat-
ment of the record groove, longer record life, and also,
far longer stylus life.

This cartridge provides remarkably smooth and flat fre-
quency response; its channel separation is exceptional,
its transient response possesses superb definition.

Truly, Pickering's XSV/3000 represents a whole new
concept of excellence in stereo cartridges... the true
Source of perfection in stereo sound.

For further information write to
Pickering & Co., Inc. Dept. PE,
101 Sunnyside Blvd., Plainview,
New York 11803



"for those who can hear the difference"

PICKERING & CO., INC., COPYRIGHT 1977

transported to the listening room (a highly artificial condition, suitable only for small groups and soloists). Rather, it is the sense that one is hearing music made by real instruments and played in a real hall, together with much of the emotional and physical stimuli that accompany such an experience.

If this quality comes almost entirely from the recording process, what is the place of the high-fidelity music system in recovering it? Ideally, instead of adding some magical quality of its own, the music system should do a minimum of damage to the overall sound effect. Any form of *nonmusical* distortion, from any source, can destroy the illusion of reality. Moderate amounts of low-order harmonic distortion may do little more than alter the tonal character of instrumental sounds and may in fact be totally inaudible to the average listener. High-order harmonics and certain IM products are strongly nonmusical and cannot be tolerated at any audible level. Even these can often be masked by the program to the extent that they are difficult to hear. The kind of distortion that is unmistakable and intolerable is the mistracking of a phono cartridge (a "shattering" sound). Similar effects can be created by the voice coil of a speaker reaching the limits of its allowable excursion, or by clipping in an amplifier—especially if the amplifier's stability is imperfect.

Noise can be considered as a form of distortion. It

becomes unacceptable just as soon as it intrudes upon our consciousness, perhaps even before then, since removing noise of which one was not consciously aware can sometimes make a dramatic improvement in the sound. Hum, hiss, and other noises have no place in a real performance and are just as out of place at home. Certain transient sounds, such as ticks and pops from dusty or scratched records, may be quite audible, yet no more disturbing than the rustling programs and coughing that afflict concert audiences during quiet moments in the program.

All of this may be self-evident, but the point is that the believability of a really good recording will come across to the listener through even a reasonably competent music system, whereas even the most exotic and expensive system will not restore quality to a recording that is lacking in the first place. There is a possible exception to this rule in the form of the time-delay accessories that have appeared in the past year or so from several manufacturers. Properly used, these can go a long way toward restoring a missing ambience to a recorded program. They are far from being panaceas, however, and are quite expensive. One should not expect any audio component to work miracles and transform a poor or mediocre sound into a thrilling experience. For that, you must start with a record that has the necessary information in its grooves from the beginning. *(Continued on page 30)*

A P BROUGHT YOU SOLDERLESS BREADBOARDING. NOW WE'VE ADDED POWER.

Introducing POWERACE, the new line of ACE All Circuit Evaluators.

POWERACE—for fast, solderless circuit building and testing. All models will accept all DIP sizes—plus TO-5's and discretes with leads to .032" diameter. POWERACE 101 has a variable 5-15 VDC 600 ma Power supply. POWERACE 102 features a fixed 5VDC 1 amp power supply; and POWERACE 103 has a fixed 5VDC 750 ma power supply, a fixed +15VDC 250 ma power supply, and a fixed -15VDC power supply at 250 ma.

Order from your A P distributor today. For the name of the distributor nearest you call Toll-Free 800-321-9668.

Faster and Easier is what we're all about.



A P PRODUCTS INCORPORATED

Box 110 • 72 Corwin Drive, Painesville OH 44077
(216) 354-2101 TWX: 810-425-2250



MODEL #103
\$124.95

MODEL #101 \$84.95

MODEL #102
\$114.95

LEARN Microprocessor Operation, Interfacing and Programming with

The New **HEATHKIT** Microprocessor Course!

Explore the fascinating field of computer technology!

Here's the newest, easiest and lowest-cost self-instruction microprocessor course ever! What's more, it's the fastest way to really learn about this fascinating field with applications in every phase of our everyday lives. From automotive diagnostics to the microwave oven in the kitchen to the computers that are taking on more jobs in the home, schools, government, business and industry!

Working with the popular 6800 microprocessor, you'll explore this exciting field in 3 easy steps! In step 1, using proven self-instruction text materials, you'll learn about micro-computer basics, number systems and codes, computer arithmetic, programming, 6800 capabilities and interfacing and more. In step 2, with the aid of audio visuals, you'll go deeper into programming, designing with microprocessors and semiconductor memories. Then, in step 3, you'll actually perform 19 "hands on" experiments with the optional trainer designed to reinforce the theory you've mastered to that point!

The ET-3400 Trainer kit, designed to accompany your course, features the popular 6800 microprocessor. It is actually a miniature digital computer in itself, complete with a: 1K ROM monitor program; 6 digit LED display for address and data readout; 17-key hexadecimal keyboard for entering programs, data and control; 256 bytes of RAM (expandable to 512 bytes with the chips supplied in the course); breadboarding socket; 8 buffered LED's for display of logic states; 8 SPST switches for binary input plus an on-board power supply with +5, +12 and -12 volt outputs.

The Course comes complete with 62 electronic components, including a 6280 PIA, two 2112 RAM's, a 1406 digital-to-analog converter, 741 and 301 op amps and more. Includes audio visual aids such as an audio cassette, colorful flip charts and programmed learning text material in two deluxe permanent binders.


Complete the optional exam and receive a Certificate of Achievement and 8.0 Continuing Education Units (CEU's) — a nationally accepted means of recognizing participation in non-credit adult education. (Note: Microprocessor Course requires completion of Digital Techniques Course or equivalent knowledge.)

ORDER ETS-3400
(Course and Trainer kit) **\$269⁹⁵**
(Add \$3.06 shipping and handling)



FREE SOLDERING IRON!

Included with your Course at no extra cost — this pencil-style soldering iron that's perfect for printed circuit work — a \$7.95 comparable value — yours FREE!



MONEY-BACK GUARANTEE!

If you are not 100% satisfied with your Heathkit Course, we will refund the full purchase price of the course text material, less trainer.

NEED DIGITAL TECHNIQUES TRAINING?

Comprehensive Digital Techniques Course — the background you need to understand computer and modern electronics technology! Digital fundamentals, semi-conductor devices for digital applications, Boolean algebra, flip-flops and registers, sequential and combinational logic circuits, digital design and an introduction to computers and more! The course includes programmed instruction text, audio-visual aids, parts for experiments and more.

Digital Design Experimenter/Trainer lets you perform all the experiments in your course, then develop and test your own projects.

Features solderless breadboard sockets, 4 binary data switches, 2 "no bounce" switches to pulse logic circuits, 3-frequency pulse clock generators, 4 LED's for visual indication of logic states plus 3 regulated power supplies. Upon completion of the optional final exam, you receive a Certificate of Achievement and 4.0 Continuing Education Units.

ORDER EES-3201 (Course and Trainer Kit) **\$119⁹⁵**
(Add \$3.64 shipping and handling)

SAVE TIME--ORDER BY PHONE Call (616) 982-3411

HEATH
Schlumberger

Heath Company, Dept. 010-392
Benton Harbor, Michigan 49022

Gentlemen: Please send me the item(s) checked below and include my FREE Soldering Iron.

- Microprocessor Course and Trainer (ETS-3400) \$269.95
(+ \$3.06 shipping & handling)
- Microprocessor Course only (EE-3401) \$89.95
(+ \$2.23 shipping & handling)
- Microprocessor Trainer kit only (ET-3400) \$189.95
(+ \$1.69 shipping & handling)
- Digital Techniques Course and Trainer kit
(EES-3201) \$119.95
(+ \$3.64 shipping & handling)

Prices subject to change without notice

OR, MAIL COUPON TODAY!

I enclose check money order for \$_____ ; OR,
(Michigan residents, add 4% sales tax)

CHARGE to my VISA/BankAmericard Master Charge
Account # _____ Exp. Date _____
Master Charge Code # _____

Signature _____
Necessary to send merchandise
NAME _____
Please print
ADDRESS _____
CITY _____ STATE _____ ZIP _____

SONY MODEL PS-X5 TURNTABLE

Quartz crystal controls direct-drive dc servo for low speed error.



The Sony Model PS-X5 is one of a new series of automatic single-play turntables

whose direct-drive dc servo motors are controlled by quartz crystal oscillators. This gives them a speed error of less than 0.003% at the nominal 33 $\frac{1}{3}$ and 45 rpm speeds. A magnetized ring inside the rim of the platter generates the feedback control voltage in a fixed eight-pole magnetic head assembly. The tonearm automatically indexes for 7", 10", and 12" (17.8-, 25.4-, and 30.5-cm) records. It can also be used manually if desired. The entire player shuts off automatically at the end of a record. The basic operating controls are located on the front of the base, where they are accessible with the cover lowered.

The Model PS-X5 tested here measures 17 $\frac{1}{2}$ " W \times 14 $\frac{3}{4}$ " D \times 5 $\frac{1}{8}$ " H (44.5 \times 37.5 \times 14.9 cm) and weighs 22 $\frac{1}{2}$ lb (10.3 kg). Manufacturer's suggested retail price is \$230.

General Description. The dark gray base of the player is molded of an acoustically "dead" compound. The entire record player is supported on four soft rubber feet that are internally damped with a viscous gel. A removable hinged clear plastic dust cover is included. Holes on the motorboard provide storage for a 45-rpm adapter and two additional headshells with cartridges.

Stroboscope markings for the two speeds are cast into the outer rim of the aluminum-alloy platter. They are illuminated by a neon lamp just outside the rim of the platter. The operating speeds are selected by two pushbuttons near the platter. A knob at the right of the motorboard selects the index diameter for the tonearm or places the player into its manual mode.

The other operating controls are a pushbutton POWER switch and two light-touch pushbuttons for the START/STOP and REPEAT functions. After power is applied, a touch of the START/STOP button turns on the motor, indexes the arm to the selected diameter, and lowers the arm to the record surface. After playing a record (or at any time the START/STOP button is touched while a record is being played), the arm returns to its rest and the motor shuts off. When the REPEAT button is engaged, a record is replayed indefinitely, until the player is manually shut off.

The tonearm is formed of an S-shaped aluminum tube. It has a light aluminum headshell and a rotating counterweight on which is located the tracking force scale. An auxiliary lateral balance weight extends from the arm pivot support. The antiskating dial and cueing lever are built into the base of the tonearm. The capacitance of the output signal cables is rated at 70 pF/channel.

The installation instructions specify a 49-mm distance from the stylus to the

reference mounting surface of the headshell. The headshell is a four-pin bayonet locking type. A stylus protractor is also supplied to allow the user to verify that the tracking error is at a minimum near the inner diameter of a record.

Laboratory Measurements. Although we installed several types of cartridges in the player for our listening tests, our measurements were made using a Shure Model M95ED cartridge. The installation was straightforward, and the resulting tracking error was well less than 0.5°/in. over the useful surface of a 12" record. When we initially balanced the arm horizontally, as recommended, the actual tracking force was about 10% greater than the scale indication.

The measured unweighted rumble of -33.5 dB was mostly at frequencies below 5 Hz. With ARLL weighting, the rumble was -61 dB. The unweighted rms flutter and wow were 0.035% and 0.05%, for a combined total of 0.06%, mostly in the vicinity of 5 Hz. The speeds were exact and were not affected by large changes of line voltage or load (such as record cleaning brushes). The "tightness" of the servo system was dramatically demonstrated by the ability of the 4-lb (1.8-kg) turntable to change speed, in either direction, in less than 0.5 second.

The automatic mode of operation worked smoothly, with about 9 seconds elapsing from the touch of the START/STOP button to the stylus reaching the lead-in groove. At the end of a record, the shut-off cycle was about 4 seconds.

The mass of the tonearm, including the headshell but without a cartridge, measured 15.4 grams. This is slightly lower than the mass of most comparable arms that we have tested. With the compliance of the Model M95ED cartridge, this mass resonated at 8 Hz, with an amplitude of 5 dB. The antiskating compensation was correct, producing equal distortion in both channels when the dial was set to match the tracking force. The capacitance to ground in either channel, including both signal cable and arm wiring, was 85 pF.

The soft mounting feet proved to be quite effective in decoupling the player from vibration. The measured isolation was about 10 dB better than that of typical direct-drive record players, with the maximum transmission occurring at about 30 Hz.

User Comment. As our measurements reveal, the Model PS-X5 is a first-

rate record player in every respect. It handles as smoothly as its precision appearance suggests and had no flaws or "bugs" that we could find.

Since the speeds are not adjustable in any way, and are controlled with precision far beyond any normal user's requirements, the very presence of a stroboscope system on the turntable is rather difficult to explain. The only possible deviation from correct speed would

come with total loss of servo control, which would make itself known without recourse to stroboscope marks.

The cueing device worked well, with only a slight outward drift during its descent, repeating a couple of seconds of the record. However, the location of the cueing lever on the base of the tonearm prevents the record player from being fully controllable without lifting the cover.


Perhaps the most impressive thing

about this Sony record player is its price. Only a year ago, quartz-controlled turntables were selling for twice its price or more, yet this player is competitive with most good belt-drive players and record changers. Even if the performance advantages of quartz crystal control are not necessarily audible (and they are not), the sheer perfection of the system is impressive, and all the more so in this very moderately priced record player.

CIRCLE NO 101 ON FREE INFORMATION CARD

JVC MODEL P-3030 STEREO PREAMPLIFIER

Compact unit provides near-perfect distortion characteristics.




The new JVC Model P-3030 stereo preamplifier is noteworthy for its virtually ide-

al, distortion-free electrical performance, above-average phono accommodation flexibility, and compact dimensions. Its minimal panel height allows room for only a single row of operating controls,

which have been incorporated without any cluttering or crowding.

By omitting some features commonly found on control amplifiers (such as loudness compensation and elaborate filter or tone-control configurations), JVC has been able to incorporate all the really important features of a stereo preamplifier into a limited space. Separate front-panel controls are provided for selecting four phono cartridge load resistances (100, 33,000, 47,000, and 100,000 ohms) and four capacitances (100, 220, 330, and 470 pF). In addition, the preamp has a separate "preamplifier-



Put more punch in your work.

With a Greenlee Chassis Punch you can punch clean, true holes in seconds. Round, square, key or D. In 16-ga. metal, hard rubber, plastic or epoxy. Available at radio and electronics parts dealers. Write for catalog E-730. Greenlee Tool Co, Rockford, Ill. 61101.

GREENLEE TOOL CO

a subsidiary of

Ex-Cell-O Corporation

MARCH 1978

CIRCLE NO 20 ON FREE INFORMATION CARD

WIREWRAP

PRECUT WIRE

Why buy wire on rolls?

PRECUT & STRIPPED WIRE IS:

- Fast - No more cutting & stripping by hand
- Reliable - Good, clean, uniform strip
- Economical - Cheaper than using bulk wire

Precut Wire 100 pcs of 3' at \$ 82 3 3/4/L 50 ft. roll at \$1 99 46/L
100 pcs of 6" at 1.06 26/L 100' roll at 2 95 36/L
Wire Kit 1 at \$6 95 2 1/32/L

Bulk Wire

* 30 Kynar stripped 1" on each end. Lengths are overall. Colors: Red, Blue, Green, Yellow, Black, Orange, White. Wire packaged in plastic bags. Add 25¢/length for tubes.

	100	500	1000	5000
2 1/2 in	78	2 40	4 30K	2 89K
3 in	82	2 60	4 17K	2 22K
3 1/2 in	86	2 80	5 12K	2 55K
4 in	90	3 00	5 52K	2 88K
4 1/2 in	94	3 21	5 93K	2 21K
5 in	98	3 42	6 34K	2 52K
5 1/2 in	1 02	3 65	6 75K	2 86K
6 in	1 06	3 85	7 16K	2 19K
6 1/2 in	1 15	4 05	7 57K	2 52K
7 in	1 20	4 25	7 98K	2 85K
7 1/2 in	1 25	4 45	8 39K	2 18K
8 in	1 29	4 65	8 80K	2 53K
8 1/2 in	1 32	4 85	9 21K	2 84K
9 in	1 36	5 05	9 62K	2 17K
9 1/2 in	1 40	5 25	10 03K	2 50K
10 in	1 45	5 51	10 44K	2 83K
Add in	10	41	82 K	66K

WIREWRAP SOCKETS

	1-9	10-24	25-99	100-249	250-999	1K-5K
8 pin	41	38	35	31	29	27
14 pin	42	39	36	32	29	27
16 pin	46	43	39	35	32	30
18 pin	63	58	54	47	44	41
20 pin	84	78	71	63	58	54
22 pin	1 30	1 20	1 10	95	90	84
24 pin	91	84	78	68	64	59
28 pin	1 25	1 15	1 08	95	89	82
40 pin	1 85	1 55	1 42	1 25	1 15	1 09

Gold 3-level Closed Entry Sockets
End & Side Stackable All prices include gold
Tin sockets and 2-level sockets available

WIREWRAP TOOLS



\$34.95

HOBBY WRAP
Model BW 630
With Free Wire Kit 1
(\$6.95 Value)

Batteries & Charger \$11 00
WSU 30 Hand Wrap-Unwrap Strip Tool 5 95
WSU 30M, for Modified Wrap 6 95
BT 30 Extra Bit 2 95

WIREWRAP KITS

# 1	\$6.95	# 2	\$18.95
250	3	100	4
250	3	100	5
100	4	100	6
250	2	250	4
250	3	250	5
100	3	100	5
100	4	1 250 ft	Roll Bulk

Choose One Color or Assortment

INTERCONNECT CABLES

Ribbon cable connectors for connecting boards to front panels, or board to board

	SINGLE ENDED			DOUBLE ENDED		
	14 pin	16 pin	24 pin	14 pin	16 pin	24 pin
6"	1 24	1 34	2 05	2 24	2 45	3 37
12"	1 33	1 44	2 24	2 33	2 55	3 92
24"	1 52	1 65	2 63	2 52	2 76	4 31
48"	1 91	2 06	3 40	2 91	3 17	5 08

Ordering Information:

- Orders under \$25 and COD's, add \$2
- All others, shipped Ppd in U.S. via UPS
- For Blue Label (Air) or 1st Class, add \$1
- We accept Visa & Mastercard
- Most orders shipped same day

Dealer Inquiries Invited

PAGE DIGITAL ELECTRONICS

135 E. Chestnut Street 4A
Monrovia, California 91016
Phone (213) 357-5005

CIRCLE NO 38 ON FREE INFORMATION CARD

er" and an input position for low-output, moving-coil cartridges.

The overall dimensions of the Model P-3030 are 16½" W x 12¾" D x 2 5/16" H (41.9 x 32.7 x 5.9 cm). It weighs approximately 14½ lb (6.6 kg). The suggested retail price is \$399.95.

General Description. The preamplifier is attractively finished in silver gray, with plastic guards extending from the rear to protect the connectors. The power is controlled by a lever switch at the left of the panel, with a red LED pilot lamp above it. Similar switches in the center section of the panel bypass (DEFEAT) the tone control circuits, connect the amplifier in its STEREO or MONO MODE, and switch in and out a SUBSONIC FILTER that has a slope of 6 dB/octave below 18 Hz. Two switches control tapping operation for two tape decks. One switch cross-connects the decks for dubbing from either deck to the other. The second switch is for monitoring the playback output of either deck or for connecting the normally selected program source to the preamplifier outputs. A switch at the far right of the panel (MUTING) drops the gain 20 dB for temporary interruptions.

The separate BASS and TREBLE tone controls each have 11 detented positions. To the right of the central group of lever switches are two small CARTRIDGE LOAD knobs. To their right is the SOURCE SELECTOR (which has positions for TUNER and AUX high-level sources) and three PHONO inputs. Two of the phono inputs are for conventional moving-magnet cartridges and the third is for low-output moving-coil cartridges, the latter through the built-in preamplifier. To the right of this switch is the VOLUME control, behind a center-detented concentric BALANCE control ring. The VOLUME control has 22 detented positions, calibrated in decibels of attenuation. On the rear apron of the preamplifier are the various inputs and outputs. Also provided on the rear apron are three ac outlets, two of which are switched.

In line with a trend we have noticed on recent "high-end" audio products, the top cover of the Model P-3030 carries a functional block diagram showing the circuit position of each control and the distribution of gain and operating levels. The rear connectors are also identified on the top plate, simplifying their use if the rear apron of the preamplifier is not readily accessible.

Although no schematic was supplied with the preamp, the instruction manual

states that it has "input capacitorless" FET stages in all input circuits. The VOLUME control, which is a true step switch instead of a potentiometer with mechanical detents, is in two sections located before and after the tone control stages. This gives optimum noise-level and overload characteristics.

The preamp uses discrete devices throughout (no IC's), with a complement of 26 FET's, 41 bipolar transistors, and 19 diodes. A low-profile toroidal power transformer makes the compact dimensions practical, with no induced hum from stray magnetic fields.

After the power is applied, there is a time delay of several seconds before the signal outputs are energized to keep turn-on transients from reaching the power amplifier and speaker systems. JVC suggests that the 47,000-ohm and 100-pF loads be used with most magnetic cartridges, since the 150 to 200 pF added by a typical record player and the connecting cables will result in the 250 to 300 pF of total capacitance that is optimum for most cartridges. Of course, the load can be adjusted to suit one's listening taste or the recommendations of a cartridge manufacturer. (Shure and Ortofon, for example, whose cartridges give their flattest response with loads of 400 to 500 pF.) The 100-ohm setting is meant for use with high-output moving-coil cartridges, such as the Satin and Dynavector models, that do not require the extra gain of the pre-preamplifier.

Laboratory Measurements. With its output connected to a typical high-impedance load, such as that presented by any power amplifier, the preamplifier can deliver the greatest undistorted output voltage of any preamplifier known to us. It is rated at 20 volts, but in our tests the 1000-Hz output clipped at 27 volts. When it is loaded by 600 ohms, the rated output is reduced to 1 volt; the clipping level was 3.85 volts.

The distortion, under any condition we could devise, was unmeasurable. Our readings followed the residual distortion characteristics of our Radford signal generator, with the 1000-Hz distortion reading 0.0022% to 0.003% from 0.1 to 25 volts output. The IM distortion followed a similar pattern, with the 0.006% reading at 0.1-volt output being mostly noise in our Crown IM analyzer. The measured IM was from 0.001% to 0.004% at outputs that ranged from 0.3 to more than 20 volts.

Driving 1 volt into 600 ohms, the harmonic distortion measured 0.04% and

0.02% at 20 and 30 Hz (the residual of the generator), 0.0025% from 100 to 5000 Hz, and 0.0043% at 20,000 Hz. At a 10-volt output into a high-impedance load, the readings were generally similar, except that the high-frequency distortion was only 0.0022% at 20,000 Hz. So far as we are concerned, the preamp can legitimately be described as distortionless under practical conditions.

For a reference output of 1 volt (high-impedance load), the high-level inputs required 0.13 volt at 1000 Hz. The unweighted S/N ratio referred to the 1-volt level was unmeasurable, with the total noise being below the 100- μ V (-80 dBV) minimum reading of our meter. The PHONO sensitivity was 1.7 mV, with an unweighted S/N of 73.5 dB. The PHONO 3 (moving-coil) input required only 66 μ V for a 1-volt output and had a 67.3-dB S/N. There was a considerable variation in the latter reading with different input terminations (neither a shorted nor an open condition was best) so that the actual S/N will probably depend on the details of a specific installation. The phono overload levels were very high at 350 mV for the PHONO 1 and 2 and 16 mV for PHONO 3 inputs.

The frequency response was within the ± 0.25 -dB tolerance of our test equipment from 20 to 20,000 Hz (tone controls defeated). It was down 3 dB at 130,000 Hz, and the subsonic filter, which affected the response by only 2 dB at 20 Hz, dropped it to -10 dB at 5 Hz. The tone controls had a moderate range of about ± 10 dB, with a sliding turnover frequency on the BASS control and the TREBLE response being hinged at about 3000 Hz. The RIAA record equalization was within ± 0.5 dB over the range from 20 to 20,000 Hz. There was no interaction with the inductance of phono cartridges, other than a slight rise of about 1 dB at 20,000 Hz.

User Comment. The Model P-3030 preamplifier is about as nearly perfect in its frequency response and distortion characteristics as the state of the art allows. Its noise levels are well below audibility under any realistic operating conditions. It would appear that the appeal of this impressively compact control center to any individual would have to be on the basis of its control features, unless someone is able to hear qualities in it that we did not. To our ears, it was a completely inaudible component, except for intentional effects created by the tone controls.

Comparing the controls of the Model

P-3030 to those of some other preamplifiers or integrated amplifiers, it is clear that the tone-control functions have been kept to a minimum (although they are as effective as any *basic* tone-control system can be). Those who use tone controls rarely, if at all, will not require more flexibility than is provided by the Model P-3030. Except for the really useful subsonic filter, such circuits are conspicuous by their absence, and will not be missed by most people.

Perhaps the most obvious omission in

the preamp is "loudness compensation." Restrictions on panel size, and probably design philosophy, have led JVC to leave this feature out entirely. However, we have commented many times on the futility of trying to achieve satisfying results with a conventional loudness/volume control combination, so the omission is not drastic.

The enormous output voltage capability of the Model P-3030 and its literally undetectable distortion will probably be considered a case of "overkill." No pow-


er amplifier requires more than a volt or two to drive it to clipping, and few have a distortion level comparable to that of the Model P-3030. Nevertheless, the extra headroom and general conservatism of the design can certainly do no harm.

The JVC Model P-3030 is not inexpensive, and it is probably not everyone's ideal preamplifier. However, for those who prefer to have as little as possible between the recorded program and their ears, this is an excellent choice.

CIRCLE NO 102 ON FREE INFORMATION CARD

DAHLQUIST MODEL DQ-1W LOW-BASS MODULE

Extends flat bass response down to as low as 20 Hz.



In recent years, the hi-fi lexicon has been enriched by a new component called the "subwoofer." This is a loudspeaker designed to operate only in the low-bass range where the response of conventional woofers begins to fall off. The Dahlquist Model DQ-1W Low-Bass Module is a typical example of the subwoofer. It was originally introduced to augment the performance of the company's Model DQ-10 speaker system below 60 Hz. It is equally suited to extending the response of other types of speaker systems.

Dahlquist makes both active and passive crossover networks for matching its

subwoofer to existing speaker systems. The Model DQ-LP1 active network requires a separate power amplifier to drive the subwoofer, but it provides greater flexibility than the Model DQ-MX1 passive network. The Model DQ-MX1 measures 8 3/4" W x 3 3/8" H x 7 1/2" D (22.3 x 8.6 x 19 cm) and is designed for crossover between a pair of 8-ohm speaker systems and the Model DQ-1W at either 60 or 80 Hz. The Model DQ-LP1 measures 13 1/2" W x 2 1/4" H x 5 1/4" D (34.3 x 5.7 x 13.3 cm). It provides complete control of levels and continuously variable crossover frequencies from 40 to 400 Hz. The Model DQ-1W subwoofer measures 26" H x 18 1/2" W x 14 3/4" D (66 x 47 x 37.5 cm) and weighs about 65 lb (29.5 kg). Suggested retail

prices of the Models DQ-1W, DQ-LP1, and DQ-MX1 are \$275, \$300, and \$135, respectively.

General Description. The subwoofer resembles a conventional medium-size floor-standing speaker system. Removing the grille from the fully sealed, walnut-finished wooden cabinet reveals a single driver in the center of the front board. Dahlquist claims a 13" (33-cm) diameter for the driver, but we measured 11 1/2" (29.2 cm) effective diameter, which included the rubber edge surround. The 4" (10.2-cm) voice coil and compliant surround imply that this is a heavy-duty, long-throw woofer. The system is rated at a nominal 8 ohms.

The simplest and least expensive way to add a subwoofer to an existing system is to use the Model DQ-MX1 passive crossover network. The amplifier outputs and leads to the pair of stereo speaker systems and the subwoofer connect to insulated spring clips on the back of the crossover network. With this arrangement, the Model DQ-1W is driven by the sum of the two channels, which is a mono signal. (There is no sense of localization at the frequencies radiated by this speaker so that no dilution of the stereo effect results from the mixing.) A switch on the rear of the crossover network is provided for selecting either a 60- or 80-Hz crossover frequency. Another switch allows reversal of the woofer phase to match that of the woofers in the stereo speaker systems. It is assumed that the speaker systems are of average efficiency and have an 8-ohm impedance. The only means of matching the level of the subwoofer to the higher frequency level is with a

three-position toggle switch on the crossover network.

A more versatile arrangement employs the Model DQ-LP1 active filter for the crossover and an additional amplifier for driving the subwoofer in a biamplified arrangement. The active filter is placed between the preamplifier and the main power amplifier. It has a simple single-section RC network in each output to drop the response to the main speaker systems by 3 dB at 60 Hz. This applies only when the power amplifier has a typical input resistance of 75,000 to 100,000 ohms. If the crossover is to be at some other frequency or the input resistance of the amplifier is substantially lower or higher than 75,000 to 100,000 ohms, it is necessary to change the value of the internal capacitors of the filter or to add resistance across the filter's outputs. An assortment of suitable parts is supplied with the filter, together with instructions for making the change.

The active portion of the filter rolls off the signal to the subwoofer's amplifier at a 12-dB/octave rate above a frequency that is continuously variable from 40 to 400 Hz. Calibrated crossover frequency dials are on the front panel of the filter. Also on the panel are low-frequency EQ adjustment controls that can boost the subwoofer's response at 20 Hz by as much as 5 dB when set to maximum. These plus the subwoofer's level controls are duplicated for the two channels so that the filter can be used to drive two subwoofers with a stereo power amplifier. If a single subwoofer is to be used, center-channel outputs are also available (with an L + R signal) for driving either one or two subwoofers. Buttons on the front panel of the filter permit disabling the subwoofer outputs for making in/out comparisons.

Dahlquist recommends that the subwoofer be driven by an amplifier rated at 50 to 200 watts. The speaker is protected by a 2½-ampere AGC fuse.

Laboratory Measurements. Measured without an equalizer or crossover network and with the microphone in the plane of the speaker mounting board, the frequency response of the subwoofer was very flat. It was within ± 1.5 dB from 70 to 1800 Hz. It rolled off at a 12-dB/octave rate at lower frequencies, to -10 dB at 25 Hz. This represents the anechoic response of the woofer, which would normally be enhanced in a live room by placement of the speaker near a wall or a corner.

More impressive than the smooth re-

sponse was the low distortion of the woofer. At a 1-watt drive level, the distortion was nearly constant with frequency, reading 0.8% at 100 Hz and 1.9% at 20 Hz! The latter was by far the lowest distortion we have ever measured from a speaker at that frequency. At a 10-watt drive level, distortion was 2.2% from 100 to 40 Hz and only 5.3% at 20 Hz.

The speaker impedance was at its minimum of 8 ohms at 20 Hz and between 100 and 300 Hz. It rose to a peak of 18 ohms at the 42-Hz bass resonance and climbed smoothly to 45 ohms at 20,000 Hz. The sensitivity (efficiency) of the subwoofer was surprisingly high, requiring only 1 watt at 100 Hz to deliver a sound pressure level of 95.5 dB at a distance of 1 meter.

Measurements on the Model DQ-LP1 active filter/crossover network confirmed the calibration accuracy of the crossover frequency dials. The LO output was down 3 dB at exactly the frequency to which the dial was set. Dahlquist states that the response of this filter is flat within 3 dB from 1 Hz to the selected crossover frequency. Measurements confirmed that it was certainly as flat as we could measure, down to the 20-Hz limit of our test setup.

At its maximum setting, the EQ control's system began to boost the response below 100 Hz, to a maximum of +5 dB at 20 Hz. The gain of the filter is unity when its level controls are set to reference dots on the panel. An additional 15 dB is provided beyond that point. At maximum gain, the output voltage clipped at 9 volts with a 100-Hz input. The distortion was almost entirely third harmonic. It decreased with amplitude from 0.12% at 0.1 volt output to less than 0.003% at 9 volts (just before clipping occurred).

User Comment. We operated the subwoofer with a pair of high-quality compact speaker systems (the Visonik David 100). These wide-range systems have a useful response down to about 50 or 60 Hz, and thus were ideal candidates for upgrading with a subwoofer. At first, we used the passive crossover network, which worked fairly well but left us less than satisfied with the balance between the extreme bass and the higher frequencies radiated by the 4-ohm Visonik speaker systems.

We then changed over to the active crossover filter, using a 200-watt amplifier to drive the subwoofer. (A 200-watt/channel stereo amplifier drove the Visonik speaker systems.) After experiment-

ing with levels and crossover frequencies, we achieved a satisfactory balance and began to learn for ourselves just how effective the combination of small, high-quality stereo speaker systems can be with the aid of a good subwoofer. One is never aware of the subwoofer as a sound source. Only by feeling the cabinet or removing the grille can one be sure it is working. The effect is mostly of a solid "floor" to the music, occasionally becoming room shaking when organ or bass drum sounds are reproduced.

It is necessary to exercise restraint when adjusting the bass level, since it is easy to overdo it and add an unnatural heaviness or boominess to the sound. Ideally, there should be no change in the sound of a male voice when the subwoofer is switched in and out. When we used that criterion for adjustment, the overall results were splendid. This is similar to the problem of adjusting the level with a time delay accessory—if you can hear it, it is too loud!


We also found it disturbingly easy to blow the fuse on the subwoofer. Dropping a phono pickup or even lowering it carelessly to the record with the gain at normal levels is almost guaranteed to blow the fuse when a 200-watt amplifier is used. Nevertheless, we would not wish to use an amplifier with significantly lower power, since we often used the full output in achieving the most natural results even at fairly "normal" listening levels. It is amazing to discover how much energy is required in the deep-bass range for a realistic effect.

From an economic viewpoint, the use of a subwoofer such as this, especially with an active crossover and another amplifier, is not always easy to justify. It is more likely to warrant its expense when a passive crossover network can be used successfully, such as (we presume) with the Dahlquist model DQ-10 speaker systems. However, the model DQ-1W subwoofer and DQ-LP1 active filter can be combined with a pair of the tiny high-quality speakers systems sold by ADS, Braun, and Visonik, among others, to create a formidable high-fidelity speaker system whose sound can hold its own against just about any pair of conventional stereo speaker systems of the same total cost. The big difference is that the small speaker systems can be literally concealed on a bookshelf or behind a vase. The only visible part of the system is the subwoofer itself, which can be placed almost anywhere in the listening room.

CIRCLE NO 103 ON FREE INFORMATION CARD

VERSATILITY - UNMATCHED

*by any other
micro-computer
system*



COMPUTERS
TERMINALS
PRINTERS
SOFTWARE

TAPE SYSTEMS
DISK SYSTEMS
GRAPHICS
PROM PROGRAMMER

MEMORY - 4K, 8K, 16K & 32K
PROGRAMMABLE REAL TIME CLOCK
CALCULATOR INTERFACE
A - D CONVERTER

Write, or circle our reader reply number for a catalog describing our complete line of computer hardware and software.

NOW AVAILABLE IN BOTH KIT AND ASSEMBLED FORM.



SOUTHWEST TECHNICAL PRODUCTS CORPORATION
219 W. RHAPSODY
SAN ANTONIO, TEXAS 78216

CIRCLE NO 48 ON FREE INFORMATION CARD

Only NRI

25" designed-

DIAGONAL

Color TV



Quadraphonic



Two home training schools give you a hobby-kit Color TV to assemble. Two others give you a commercial set right off the shelf. Neither was designed to teach you how to repair Color TV's. Only NRI invested the time and money to design equipment with learning in mind!

No other home training school gives you both a solid state Color TV and SQ™ Quadraphonic Receiver complete with four speakers . . . all in one course. In fact, to even match this kind of thorough training at another school, you'd have to take an extra

course costing hundreds of dollars more. And only NRI courses in Color TV/Audio servicing let you learn on equipment designed specifically for training.

It's the only way you can (1) get the feel of typical commercial circuitry, (2) learn bench techniques while building complete units from the "ground" up, (3) perform over 35 "in-set" experiments during construction, and (4) end up with a 25" diagonal solid state Color TV with cabinet and a 4-channel Audio Center.

NRI passes the savings on to you

NRI engineering eliminates the cost of buying from an outside source. We pay no salesman's commission. Students are enrolled by mail only. The savings are passed on to you in the form of low tuition fees, extras like the TV's console cabinet and the Quadraphonic System; professional test instruments like a 5' triggered sweep oscilloscope, CMOS digital frequency counter, and integrated circuit Color TV pattern generator. You can pay hundreds of dollars more for similar courses and not

gives you this for-learning ...plus complete Audio Center.

get a nickel's worth more in training and equipment.


More know-how per dollar

It all boils down to the quality of training you get for your money. In our 62-year history, more than a million students have come to NRI and we're fully approved for career training under the G.I. Bill. We know the right way to make home training pay dividends for you.

Some of those "right" things are bite-size lessons to ease understanding and speed learning . . . personal consultation, and prompt grading of all tests . . . a full-time staff of engineer/instructors to help if you need it . . . the right kind of kits and experiments to give you hands-on training . . . and fully professional programs oriented to full or part-time career needs.

Also CB, Computer, & Other Courses

NRI offers not one, but five TV/Audio servicing courses so you can tailor your training to your budget. Or you can study other opportunity fields like Digital Computer Electronics, Citizens Band Radio, Communications, Aircraft or




Marine Electronics,
Mobile Radio and more.
Send for your free catalog and
see for yourself that no one gives you
more training and equipment for your
dollar. There's no obligation and no
salesman will call.

If card is missing, write to:



NRI SCHOOLS
McGraw-Hill Continuing
Education Center
3939 Wisconsin Avenue,
Washington, D.C. 20016

Scanners will never be the same



...now that Radio Shack has the amazing new Realistic 2001 with built-in microprocessor!

The PRO-2001 makes possible continuous, automatic reception of six UHF and VHF bands for all kinds of action — police, fire, Ham, weather, mobile telephone, railroad communications and more. And with its microprocessor you can program it for any 16 of 16,650 frequencies, without buying crystals!

Enter familiar area frequencies. Use the digital keyboard to punch-in actual frequencies for monitoring, storing or exploring — no codes or switches to slow you down. A special ENTER button reduces accidental entries. Digital readout shows which frequencies are being scanned, monitored or programmed into the memory. And you can monitor any frequency without entering it into the

scanner — it's like having a seventeenth channel for even greater versatility!

Search for "unknown" frequencies. The 2001's powerful search capability lets you find new, often unpublicized channels. Just enter lower and upper limits (they can even be in different bands) and select the search speed. The rest is automatic!

"Traditional" deluxe scanner features. LED channel indicators and individual lockout buttons. Automatic or manual scan. Switchable scan delay. High-speed skipper circuit. Built-in speaker, jacks for recorder, headphone, external speaker. With power cables for home or mobile use. The Realistic® 2001 — a revolution in action radio. \$399.95*.



Mobile use in some states and localities may be unlawful or require a permit — check with local authorities.



These credit cards honored at most Radio Shack stores. *Price may vary at individual stores and dealers.

SOLD ONLY WHERE YOU SEE THIS SIGN:

Radio Shack®

A DIVISION OF TANDY CORPORATION • FORT WORTH, TEXAS 76102
OVER 6000 LOCATIONS IN NINE COUNTRIES

THE USUAL method of displaying waveforms on an oscilloscope is to sweep the beam horizontally to provide a linear time-base and then deflect it vertically with the waveform to be displayed. In this article, we will discuss another type of display—one in which the beam is swept in a circle and deflected radially (inward and outward from the center) by the waveform to be displayed. This method, called "circular sweep," has some practical advantages. Since the sweep baseline is a closed circle, there is no retrace; and, compared with linear sweep, the baseline can be made longer for an oscilloscope screen of a given size. However, in the author's opinion, practical considerations are of secondary importance to the fact that displaying waveforms with circular sweep creates all sorts of fascinating patterns and effects.

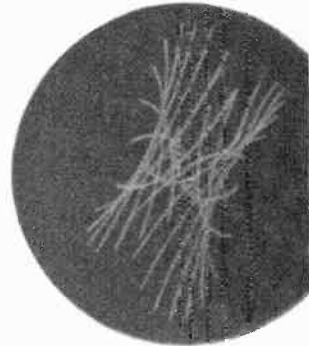
The circular-sweep technique has been used for many years, but early methods were usually limited in perfor-

mance or were too impractical for the average experimenter. Now, however, with just four IC's, you can make a high-quality circular-sweep converter that connects to the input terminals of a conventional oscilloscope. No modifications of any kind need to be made to the scope.

How It Works. To move the oscilloscope beam in a circle and form the sweep baseline, two sine waves having a 90° phase difference are applied to the two inputs (horizontal and vertical) of the scope. The signal to be displayed is then combined with these two sine waves so that it deflects the beam in a radial direction. This is done with two analog multiplier IC's, as shown in Fig. 1.



An *analog multiplier* (or *operational multiplier*) is a circuit whose output voltage is the product of the two voltages fed into its inputs. The multipliers used here are of the *four-quadrant* type, which means that they can accurately

BY RANDALL K. KIRSCHMAN



EXPERIMENTING WITH CIRCULAR SWEEP

Circular-sweep converter provides fascinating scope displays.



multiply for all combinations of positive and negative input voltages, a necessary feature for the converter circuit.

To understand how the converter works, think of each multiplier as an amplifier whose gain for the sweep sine wave passing through it is proportional to the voltage fed into its input (in other words, a voltage-controlled amplifier or VCA). The signal to be displayed, plus a constant dc voltage, is also fed to this input. Thus, if the signal is zero, the dc voltage will result in a fixed gain, causing the sine waves to be passed (point A in Fig. 2). This produces a circular baseline on the scope screen.

If the signal voltage increases in a positive direction, the gain of each multiplier is increased, causing the circle to become larger so that the trace is displaced outward from the baseline position (point B). On the other hand, if the signal goes negative, the gain is decreased, causing the trace to move inward (point C). The inward and outward displacement is proportional to the voltage level of the input signal. Thus the beam moves radially in correspondence with the instantaneous voltage of the input waveform, tracing out the waveform as it sweeps around the circle. The result is a circular-sweep display.

Another way of looking at the operation of the circuit, is to realize that each multiplier is acting as a modulator. The sweep sine wave is the "carrier" which is amplitude-modulated by the signal to be displayed. The situation is unusual in that the modulating signal has a *higher* frequency than the carrier for most displays. Also, because four-quadrant multipliers are used, they can "overmodulate" without causing trouble. Instead of clipping the waveform, overmodulation causes the trace to go through the center and come out the other side, as will be shown later.

Circuit Description. The complete circuit of the converter is shown in Fig. 3. A 741 operational amplifier (IC1) amplifies and buffers the input signal, which is then fed to one of the "X" inputs of each multiplier (pins 3 of IC3 and IC4). The constant dc offset is added by introducing an offset current into each multiplier (through R14 and R15 for IC3, R20 and R21 for IC4).

The sweep sine wave is inverted by another 741 op amp (IC2) and applied to the "Y" input of one of the multipliers (pin 5 of IC4). The direct sweep input and its inversion drive a phase-shifter consisting of C5 and R7 to produce a

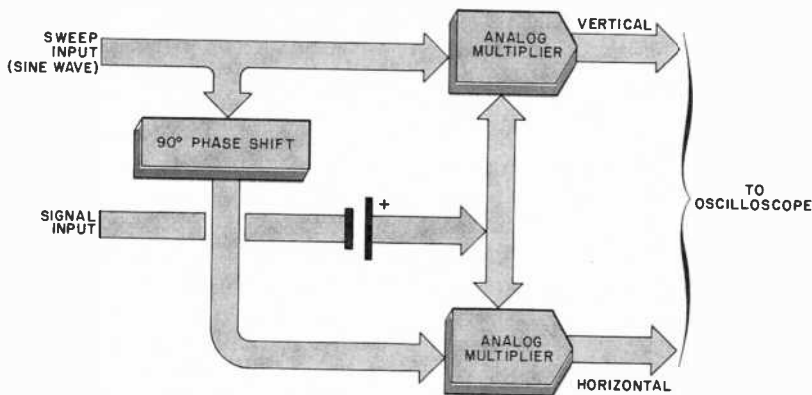


Fig. 1. Block diagram illustrates the basic operation of the circular-sweep converter.

sine wave shifted by 90°, which is then applied to the "Y" input of the other multiplier (pin 5 of IC3).

The output of each multiplier (pins 1 and 2 of IC3 and IC4) is connected in a differential configuration to the input of an op amp which is contained in the same IC as the multiplier. The op amps provide amplification and level shifting. The output of each op amp is connected to the corresponding output of the converter. The signal path is entirely dc coupled to display signals with frequencies as low as a fraction of a hertz.

Construction. The converter can be built on perforated board, or assembled bread-board style like the prototype shown in Fig. 4. In either case, leads should be kept fairly short and neatly arranged to avoid high-frequency feedback through the multiplier IC's which have a bandwidth extending to several megahertz. All capacitors, except C1 and C2, should be connected close to the multiplier IC's.

Parts values are not critical, but R5 and R6 should be the same value, as should R22 and R24, R23 and R25, R26 and R28, and R27 and R29. Also, the corresponding parts associated with IC3 and IC4 should be the same values (C6 and C8, C7 and C9, R8 and R9, R10 and R16, etc.) so that the vertical and horizontal channels of the converter will be matched. Resistors R25 and R29 should not be wired in permanently since their values may have to be adjusted slightly as explained in the next section. If sweep frequencies differing appreciably from 60 Hz are used, the values of C5 or R7 may have to be changed to get the proper phase shift of 90°. Though the XR-2208 IC is available in several versions, the least expensive, XR-2208CP, was used in the prototype.

The breadboard should be attached to

a front panel similar to that shown in Fig. 4, with the appropriate markings. (Use press-on type or some similar means of identification.)

A dual power supply, such as that whose circuit is shown in Fig. 5, is required. Although the prototype used ± 12 volts, any supply from ± 10 to ± 15 volts will work. The converter requires about 20 mA from each side of the supply. Batteries (9 V) can be used for testing purposes.

Checkout and Adjustment. After making sure that the power supply is generating the correct voltages, connect it to the main circuit. Set the SIGNAL AMPLITUDE (R1) and SWEEP AMPLITUDE (R4) controls for minimum resistance and the four OFFSET controls (R12, R15, R18, and R21) at approximately their midrange positions.

Measure the dc voltage between the v OUT connector and ground (center connector) and note that it should be under

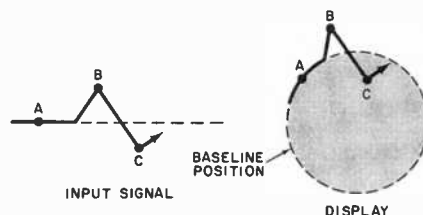
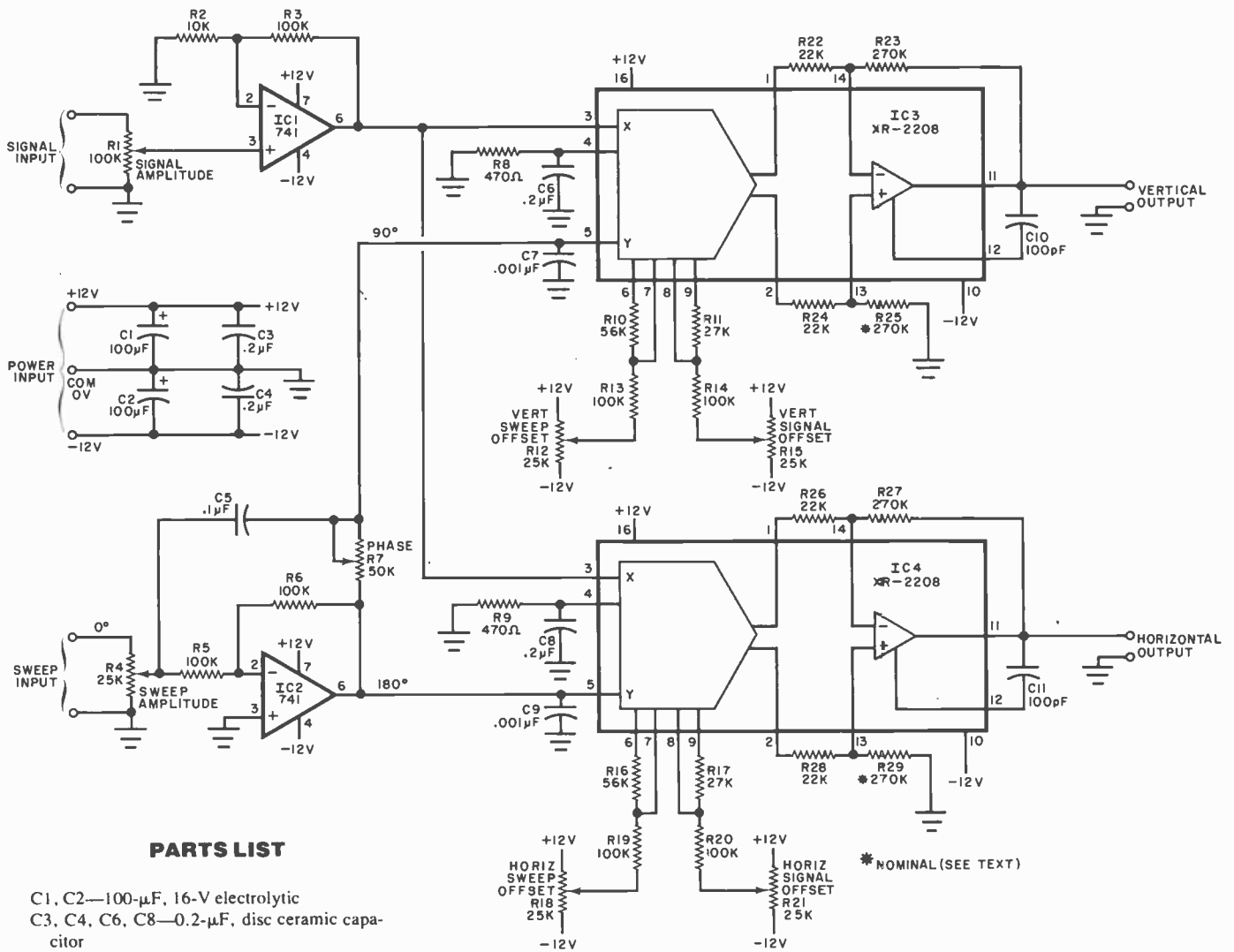


Fig. 2. Converter changes input (left) into circular display.

a few tenths of a volt, either plus or minus. If not, alter the value of R25 until the minimum is obtained. Repeat this procedure for the H OUT connector, adjusting R29 if necessary.

Connect the v and H OUT and center ground connectors to the vertical, horizontal and ground connectors, respectively, on the oscilloscope. Almost any scope will suffice if it has a vertical and



PARTS LIST

- C1, C2—100- μ F, 16-V electrolytic
 - C3, C4, C6, C8—0.2- μ F, disc ceramic capacitor
 - C5—0.1- μ F, Mylar capacitor (not disc ceramic)
 - C7, C9—0.001- μ F, disc ceramic capacitor
 - C10, C11—100-pF, disc ceramic capacitor
 - IC1, IC2—741 operational amplifier (or one 747 dual op amp)
 - IC3, IC4—XR-2208 operational multiplier (Exar)
- Unless otherwise noted, the following are 1/4-W, 10% resistors:
- R1—100,000-ohm potentiometer
 - R2—10,000 ohms

- R3, R5, R6, R13, R14, R19, R20—100,000 ohms
- R4, R12, R15, R18, R21—25,000-ohm linear-taper potentiometer
- R7—50,000-ohm potentiometer
- R8, R9—470 ohms
- R10, R16—56,000 ohms

- R11, R17—27,000 ohms
 - R22, R24, R26, R28—22,000 ohms
 - R23, R25, R27, R29—270,000 ohms (see text regarding R25 and R29)
- Misc.—Circuit board; chassis or cabinet; IC sockets; knobs; binding posts or jacks; hardware; etc.

* NOMINAL (SEE TEXT)

Fig. 3. Input is passed to two four-quadrant multipliers while sweep input to each multiplier is applied 90° out of phase.

horizontal bandwidth of 50 kHz or more. If your scope has dc coupling, you can work with waveforms having very low frequencies. Ac coupling will, of course, still work. Set the scope vertical and horizontal sensitivities to about 0.4 V/cm (1 V/in.).

Apply the signal to be displayed and the sine-wave sweep to the appropriate input connectors on the converter front panel. The signal to be displayed can be obtained from any waveform source, such as an audio oscillator. Its frequency should be five or ten times that of the sweep. The sweep sine-wave source

can be from a conventional 6.3-V transformer or from an audio generator set to approximately 60 Hz. In either case, a good-quality sine wave should be used for best results. Keep both signal and sweep voltages between ± 10 volts peak to avoid possible damage to the input integrated circuits.

Keeping the SWEEP AMPLITUDE (R4) at a minimum, turn up the SIGNAL AMPLITUDE (R1). This will probably produce a line on the scope screen. If excessive input amplitude is used, the converter will be overdriven and abrupt "glitches" will appear on the CRT. Adjust the V OFFSET

sweep control (R12) and H OFFSET sweep control (R18) to reduce the line to a point.

Turn the SIGNAL AMPLITUDE (R1) to its minimum position, and adjust the SWEEP AMPLITUDE (R4) about half-way up (avoid overdrive). Then adjust the V OFFSET signal control (R15) and H OFFSET signal control (R21) near their maximums. Adjust PHASE (R7) and the scope vertical and horizontal gain controls until a circle approximately one third of the CRT diameter is formed on the screen.

Leave SWEEP AMPLITUDE (R4) where

it is, and adjust SIGNAL AMPLITUDE (R1). One of two things should occur. You will get either a circular sweep pattern or a diamond-shaped pattern similar to that shown in Fig. 6. If you get the diamond pattern, adjust R21 to the opposite end of its range to get the circular pattern. This pattern may not be symmetrical. If not, adjust the V OFFSET signal control and the scope vertical gain control (or the H OFFSET signal control and scope horizontal gain).

The PHASE (R7), V OFFSET (R12) and H OFFSET (R18) may also need touching up. Experimenting with the converter front-panel controls will establish the best settings for maximum symmetry and minimum distortion. The "double star" pattern formed by a triangular waveform (Fig. 8C) is a good pattern to use for final adjustments.

When the above steps have been completed, the converter is properly adjusted for circular sweep.




Fig. 6. Diamond-shaped pattern results when offset controls are at opposite settings.

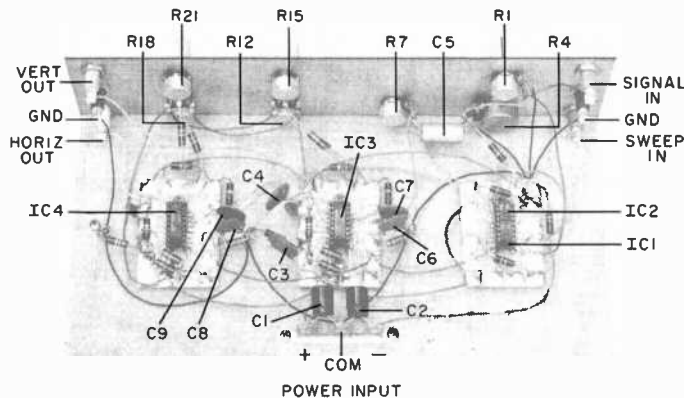



Fig. 4. Photo at top shows front panel of prototype. Below is prototype breadboard. P.C. board can be used.

Use. Some familiar waveforms displayed with the circular sweep converter are shown in Fig. 7. In each case, the waveform frequency was adjusted to give a pattern with a whole number of cycles. The waveforms are sine (Fig. 7A), triangle (Fig. 7B), sawtooth (Fig. 7C), and square (Fig. 7D). As the amplitude of the waveform is increased, the inside of the trace will meet at a point in the center (if the converter has been adjusted properly), as illustrated in Fig. 8A for the triangle waveform. Increasing the amplitude further causes the trace to go through the center and come out the opposite side as shown in Fig. 8B (even number of cycles) and Fig. 8C (odd number of cycles).

The pinwheel pattern in Fig. 9A and the spiral in Fig. 9B are both made with sawtooth waveforms. In Fig. 9A, the waveform amplitude is adjusted so that the traces meet in the center. In Fig. 9B, a low-frequency sawtooth is used. All the patterns illustrated in this article were made using a 6.3-V filament transformer to supply the 60-Hz sweep. The waveforms were obtained from a 8038 waveform generator IC, hooked up as shown in Fig. 10. Hundreds of other patterns can be produced with these basic waveforms. If you exhaust those possibilities, try mixing the outputs of two (or more) waveform generators.

One of the most fascinating displays is that made by music waveforms. Whatever else you do with the converter, be sure to try this. Simply connect the audio from a radio, tuner, phono, etc. to the SIGNAL IN jack. The result is a kaleidoscopic succession of patterns synchronized to the music. No examples are shown because the patterns and effects cannot be satisfactorily captured by still

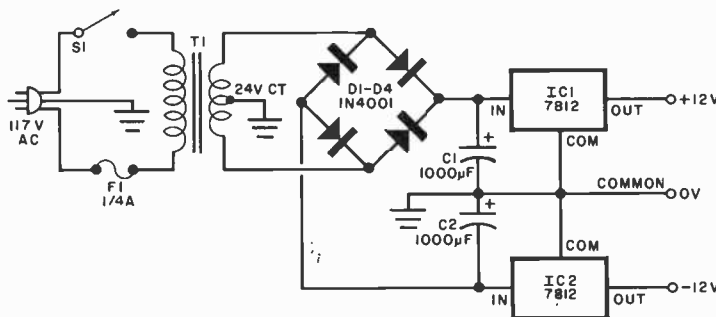



Fig. 5. The dual power supply uses both positive- and negative-voltage regulator integrated circuits.


POWER SUPPLY PARTS LIST

- C1, C2—1000-µF, 25-V electrolytic
- D1 through D4—Rectifier diode (1N4001 or similar)
- F1—¼-A fuse


- IC1—Positive 12-V, 100 mA or greater voltage regulator (7812 or equivalent)
- IC2—Negative 12-V, 100-mA or greater voltage regulator (7912 or equivalent)
- S1—Spst power switch
- T1—24-V center-tapped, 100 mA or greater transformer




A



B




C




D


Fig. 7. Appearances of sine (A), triangle (B), sawtooth (C), and square (D) waveforms as displayed by circular-sweep converter system.



A



B



C

Fig. 8. Increasing the amplitude of a triangle waveform causes trace to meet in center (A) and come out opposite side with even number of cycles (B) and odd number of cycles (C).


photography. If you use an FM station as the source you may need to insert a low-pass filter (Fig. 11) between the source and SIGNAL IN to eliminate the multiplex and SCA subcarriers. Speech also makes an interesting display.

Frequency Comparison. Using an oscilloscope in the conventional manner, the frequencies of two waveforms can be compared with Lissajous figures. In an analogous way, frequencies can be compared using circular sweep. For


example, the traces in Fig. 7 all show eight complete cycles of the waveform, which means that the signal goes through eight cycles while the sweep goes through one cycle. Since a 60-Hz sweep was used, the signal frequency must be 8 times 60 Hz, or 480 Hz. Fig. 9B shows almost the opposite situation. Here the sweep goes through seven cycles while the signal goes through only one cycle. The signal frequency is thus 60 Hz divided by 7, or about 8.43 Hz.

Sometimes the pattern will be more

complicated, like the one shown in Fig. 12. It is still relatively easy to determine the frequency as illustrated by the following analysis of the pattern. Starting at one peak on the waveform and following the trace, the next peak that we come to is the fourth one over from the starting point. This means that the sweep goes around four times to make one complete pattern. Note also that there are 11 peaks in all, which means that there are 11 cycles of the triangle waveform in the pattern. Thus, the sweep-to-signal fre-



A



B

Fig. 9. Pinwheel (A) and spiral (B) patterns are produced by sawtooth waveforms of different frequencies.

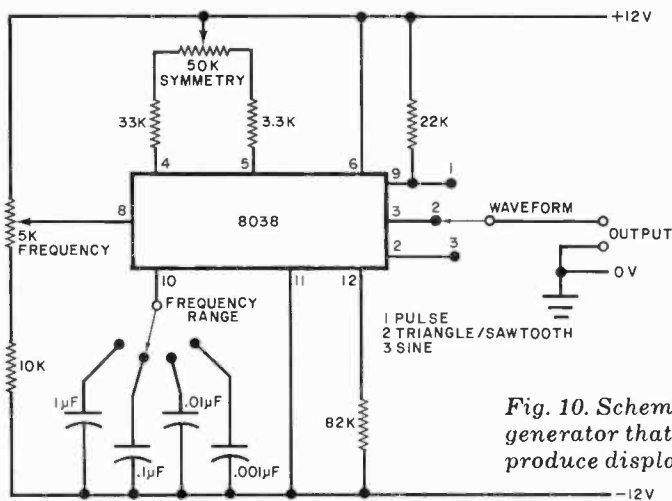


Fig. 10. Schematic of waveform generator that can be used to produce displays shown here.

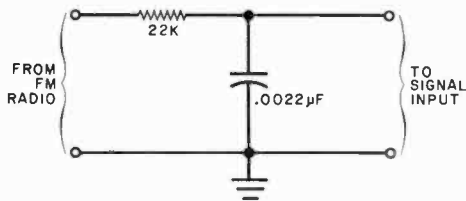


Fig. 11. Filter can be used to remove subcarriers when audio from FM stations is displayed.

quency ratio is 4:11. Since a 60-Hz sweep was used, this gives a signal frequency of $(11/4) \times 60 = 165$ Hz.

The frequencies thus determined are exact only if the pattern is stationary. A rotating pattern indicates a slightly higher or lower frequency, depending on the direction of rotation.

Besides circular sweep, the converter can be used for other types of displays which may be less practical and more difficult to analyze, but are just as interesting. For example, you can adjust *R15* (or *R21*) to the opposite end of its range to get the diamond-shaped display mentioned earlier (Fig. 6). For even more variety, all seven controls on the converter can be varied. Combine this with all the different waveforms and combinations which can be used as the signal or sweep and you should be kept busy for a while. Figure 13 illustrates a few possibilities. But be warned—you may become so engrossed that you abandon your color organ, computer graphics, and even television! ◇




Fig. 12. Frequency comparison with circular sweep. Ratio of triangle to sine sweep is 11:4.

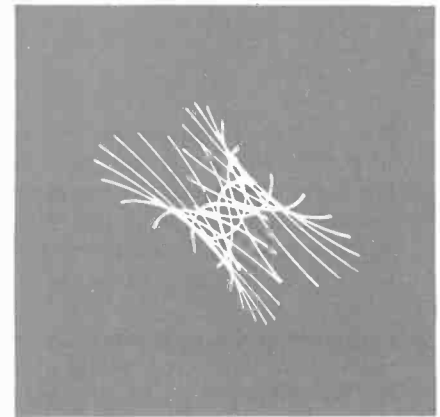




Fig. 13. Three imaginative examples of the thousands that can be generated with the circular-sweep converter.

BUILD A

By Walter Sikonowiz

Digital Phototachometer


*Low-cost unit
measures
rotational speeds
by optical
coupling.*

MOST ANALOG and digital tachometers require a mechanical or electrical interface with a rotating shaft. By contrast, this project, a digital phototachometer, measures rpm by optical means. It features a two-digit LED readout to display rotational speeds from 100 to 9900 rpm and a time base derived from the 60-Hz ac line, obviating the need for calibration adjustments.

Stability of the time base is good enough so that tach readings are accurate to the usual ± 1 -count uncertainty in the least significant digit. Modifications of the counting circuitry or sensing system can extend the measuring range one decade above 9900 or below 100 rpm, respectively. Total project cost is about \$30.

Optical Sensing. As its name implies, the photo tach measures rpm by

MARCH 1978



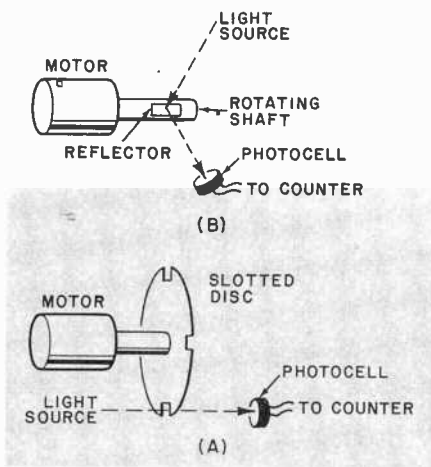


Fig. 1. Transmissive (A) or reflective (B) mode can be used to chop light for photosensor.

optical interaction with a rotating device. Measurements can be made by either of two basic means, which we'll call the transmissive and reflective modes. In the transmissive mode, the rotating device momentarily interrupts the optical path between a light source and a photosensor (Fig. 1A). This mode has limited usefulness. Although it's ideal for measuring the rotational speed of a fan or similar device, there are many situations in which it cannot be used. The transmissive mode requires a light chopper such as fan blades or a notched disc mounted on the motor shaft. If there isn't room enough to accommodate the chopper, this mode is impracticable.

The reflective mode is illustrated in Fig. 1B. A small strip of reflective tape is mounted on the motor shaft. If necessary, contrast can be increased by darkening the shaft background with black paint or tape. The light source and photo sensor are arranged so that light is reflected from the foil and toward the sensor as the shaft rotates.

About the Circuit. The schematic diagram of the phototach is shown in Fig. 2. Phototransistor $Q1$, the optical sensor, is connected to the rest of the project by a short length of shielded cable terminated with $P1$, an RCA phono plug. When $Q1$ is illuminated by a chopped light beam, it alternately turns on and off. The resulting waveform at the collector of $Q1$, which approximates a square wave when the light beam is sharply chopped, is coupled by $C1$ to $IC1$, a comparator used as a Schmitt trigger. Feedback provided by $R6$ establishes the hysteresis that is characteristic of Schmitt trigger behavior.

Resistors $R2$ through $R5$ are close-tolerance components that maintain nearly equal biasing on the inverting and noninverting inputs of $IC1$. The output of the Schmitt trigger is a square wave compatible with the TTL integrated circuits forming a two-decade frequency counter.

Output pulses from $IC1$ are gated by flip-flop $IC2$. The control signal for $IC2$ is the time-base waveform, which is generated from the 60-Hz line in the following manner. Transformer $T1$ and diodes $D2$ and $D3$ form a full-wave rectifier which develops a 120-Hz output. Diode $D4$ isolates the cathodes of $D2$ and $D3$ from filter capacitor $C5$. The full-wave rectified sinusoid at the cathodes of the rectifier diodes is coupled to the base of $Q2$ by $R11$.

This transistor saturates so easily that it converts the input waveform into a square wave appearing at its collector. The 120-Hz square wave is applied to $IC6$, a TTL $\div 12$ counter. Output signals from $IC6$ are applied to $IC7$, another $\div 12$ counter. The net result is a square wave with a 50% duty cycle and a 1.2-second period. This is the time base that controls the gating and counter IC's.

Flip-flop $IC2$ performs the gating function in a synchronous manner so that no spurious pulses reach the counters as a result of the gating process itself. The K input of the flip-flop is permanently grounded. Its J input is driven by the time-base signal, and output pulses from Schmitt trigger $IC1$ are applied to the clock input. During the 0.6-second interval when the time base is at logic 1, pulses from $IC1$ are gated to counter $IC3$. When the time base returns to logic 0, no more pulses are passed to the counter circuit.

The two-decade counter and readout comprises $IC3$, $IC4$, and LED displays $DIS1$ and $DIS2$. TTL 74143 counter chips are employed in this project. They contain BCD decade counters, latches, and decoder/drivers. Current limiting is built in, so that the chips can be directly connected to the DL-747 common-anode displays.

Counter $IC4$ counts the overflow pulses of $IC3$. The negative transition of the time-base waveform, which appears at the end of the 0.6-second counting interval, triggers one half of $IC8$, a 74123 dual monostable multivibrator. A negative-going, 100-microsecond wide pulse appears at pin 12 of $IC8$. This strobe pulse causes the transfer of data from the counter outputs into the latches. When pin 12 of $IC8$ returns to logic 1, the

second one-shot in $IC8$ is triggered. A second negative-going pulse is generated, this time at pin 4 of $IC8$, which clears counters $IC3$ and $IC4$. When the time base returns to logic 1, pulses are gated to the counter to repeat the process.

If more than 99 pulses are applied to $IC3$ and $IC4$ during the counting interval, the BCD outputs of both counters return to 0000 and $IC5$ catches the overflow pulse from $IC4$ in the following manner. Assume that the clear pulse has just appeared. This pulse not only clears the counters, but resets one half of $IC5$, a 7474 dual D flip-flop, so that the Q output (pin 5) is at logic 0. When the time base returns to logic 1, $IC3$ and $IC4$ begin to count. If more than 99 pulses are received, a positive transition occurs at pin 22 of $IC4$. This pulse is applied to the clock input of the first D flip-flop, causing the Q output to go to logic one.

The strobe pulse at pin 12 of $IC8$ clocks the second flip-flop in $IC5$ after the counting interval is over. This flip-flop's D input is connected to the Q output of the other flip-flop in the $IC5$ package. If the Q output (pin 5) is at logic one when the strobe pulse appears at the second flip-flop's clock input, a logic 0 appears at pin 8, the second flip-flop's \bar{Q} output. This causes the decimal points on both displays to glow, indicating the overflow condition. The clear pulse then resets the first flip-flop, but the overflow information remains safely stored in the second flip-flop.

The power supply furnishes both a regulated dc voltage and, as mentioned earlier, a full-wave rectified sinusoid which is converted into the time-base waveform. Transformer $T1$ and diodes $D2$ and $D3$ form a full-wave rectifier whose output is applied to switching transistor $Q2$ and to filter capacitor $C5$. Diode $D4$ isolates the signal driving the base of $Q2$ from the filtering effect of $C5$. The stable +5 volts dc required by the TTL integrated circuits is provided by regulator $IC9$. Capacitors $C6$ through $C9$ shunt any noise on the +5-volt line to ground, and improve the IC regulator's transient response.

Construction of the photo tach is straightforward because circuit layout is not critical. Suitable pc etching and drilling and parts placement guides are shown in Fig. 3. Molex Soldercons or sockets can be used with the IC packages. Be sure to observe pin basing and polarity of all semiconductors and electrolytic capacitors. Mount regulator $IC9$ on the project's metallic enclosure for

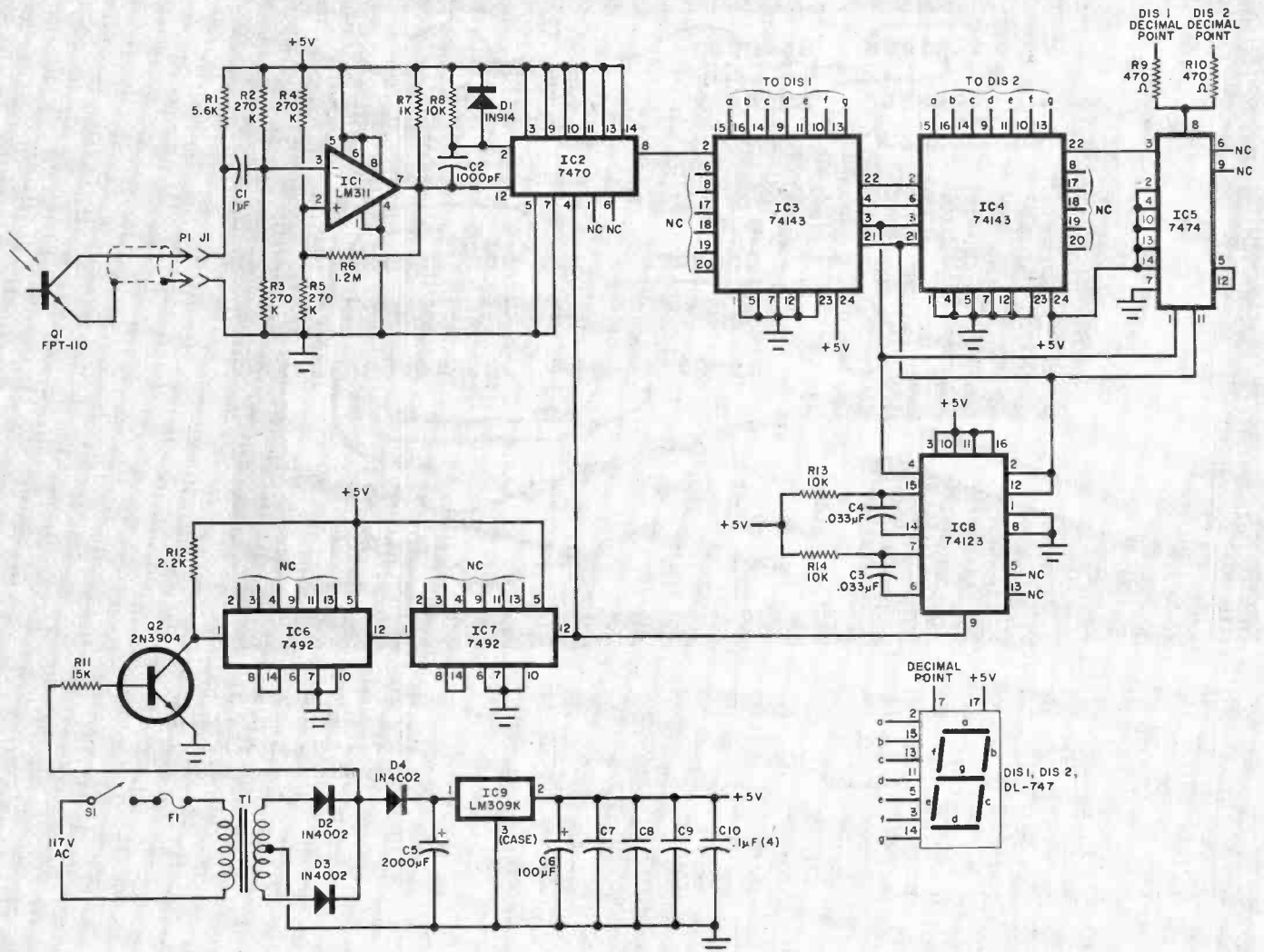


Fig. 2. Schematic diagram shows how pulses from sensor Q1 are squared up by IC1, gated by IC2, and counted by IC3 and IC4.

heat sinking. Spread a thin layer of silicone heat-sink compound on the bottom of the TO-3 can before mounting it. This will ensure a good thermal bond between the IC and the enclosure.

The seven-segment displays should be mounted on a small piece of perforated board installed upright inside the enclosure. Interconnect the displays and integrated circuits with short lengths of hookup wire. Insulated hookup wire should also be used for the eight jumpers on the pc board. The power transformer, switch, and phono jack fuseholder for F1 are mounted off the board. A probe assembly must be fabricated to house transistor Q1. The plastic barrel of a spent ballpoint pen provides a good basis for the probe. Discard the point and exhausted ink tube. Then prepare the phototransistor by clipping its base lead (see Fig. 4). Remove 1" (2.54 cm) of the vinyl jacket from one end of a suitable length of RG-174-U or RG-58-U coaxial cable. Comb out the braid and

PARTS LIST

C1—1- μ F Mylar capacitor
 C2—1000-pF polystyrene
 C3, C4—0.033- μ F Mylar
 C5—2000- μ F, 35-volt electrolytic
 C6—100- μ F, 16-volt electrolytic
 C7, C8, C9, C10—0.1- μ F disc ceramic
 D1—1N914 signal diode
 D2, D3, D4—1N4002 rectifier diode
 DIS1, DIS2—DL-747 common-anode, seven-segment LED display
 F1— $\frac{1}{4}$ -ampere fuse
 IC1—LM311 comparator
 IC2—7470 J-K flip-flop
 IC3, IC4—74143 decade counter/decoder/display driver
 IC5—7474 dual-D flip-flop
 IC6, IC7—7492 \div 12 counter
 IC8—74123 dual monostable multivibrator
 IC9—LM309K 5-volt regulator
 J1—RCA phono jack
 P1—RCA phono plug
 Q1—FPT-110 phototransistor (Fairchild)
 Q2—2N3904 npn silicon transistor
 The following are $\frac{1}{2}$ -watt, carbon composition

resistors with 10% tolerance unless specified otherwise:

R1—5600 ohms
 R2 through R5—270,000 ohms, 5%
 R6—1.2 megohms
 R7—1000 ohms
 R9, R10—470 ohms
 R8, R13, R14—10,000 ohms
 R11—15,000 ohms
 R12—2200 ohms
 S1—Spst switch

T1—16-volt center-tapped, 1-ampere transformer (Signal No. 241-5-16)

Misc.—Suitable enclosure, printed circuit board, hookup wire, RG-174-U or RG-58-U coaxial cable, solder, machine hardware, display bezel, etc.

Note—Phototransistor Q1 is available (No. 22A21011-6) for \$3.50 from Burstein-Applbee, 3199 Mercier, Kansas City, MO 64111. Decade counter/decoder/display drivers IC3 and IC4 are available for \$3.25 (each IC), from James Electronics, 1021 Howard Avenue, San Carlos, CA 94070. Transformer T1 is available from Signal Transformer Co., 500 Bayview Avenue, Inwood, NY 11696 for \$5.50. Postage and sales tax (if applicable) extra.

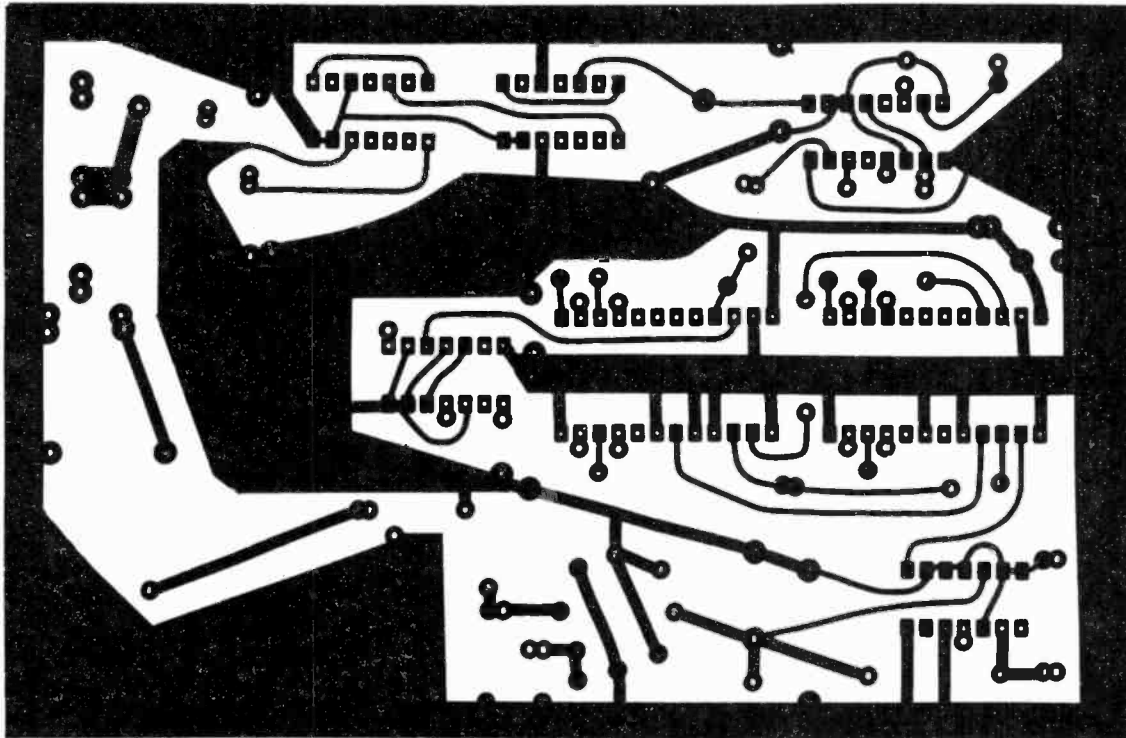
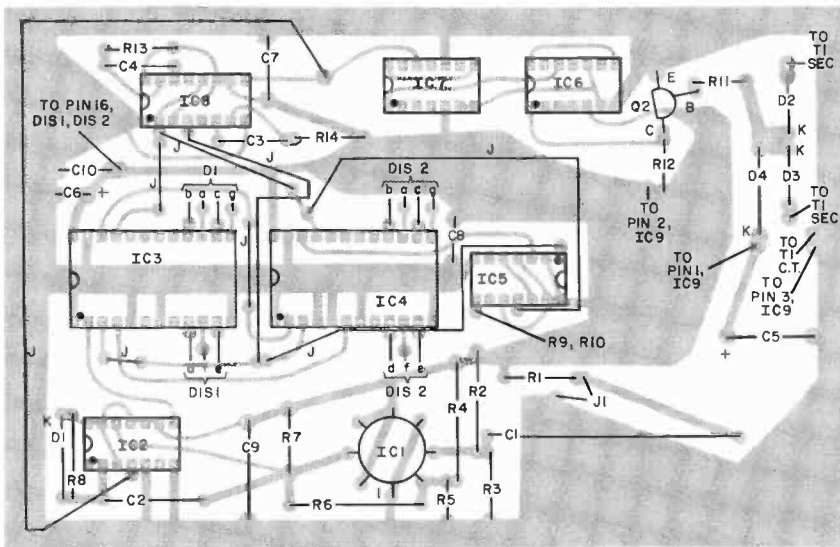


Fig. 3. Full-size etching and drilling guide for pc board is shown above with parts placement guide at left.



twist the strands together. Expose $\frac{1}{4}$ " (6.3 mm) of the inner conductor. Tin the inner conductor and braid with a small amount of solder.

Feed the coax through the pen barrel until the prepared leads extend through the other end. Then attach the inner conductor to the collector of the phototransistor and the braid to the emitter. Pull the coax so that the phototransistor retracts into the barrel, stopping when the light-sensitive surface of *Q1* is recessed about 1" (2.54 cm). Cement or otherwise secure the phototransistor in place, and apply silicone glue where the coax leaves the barrel. Finally, terminate

the free end of the cable with an RCA phono plug.

Checkout. No calibration of the photo tach is necessary. With *P1* (the phono plug at the end of the probe cable) removed from *J1*, apply power to the photo tach. Two digits may flash on, but will disappear in about a second. No input pulses are being received, and the outputs of the counters are 0000. Automatic ripple-blanking is built in to the IC counters, so the readouts are darkened and do not display "00."

Apply a 60-Hz, 2-volt p-p sine wave to *J1*. Use either a signal generator or the

circuit shown in Fig. 5 as a test source. If the project is functioning properly, "36" will be displayed by the LED readouts. This corresponds to an input of 60 Hz or 3600 rpm.

The operation of the overflow indicator can be verified by either applying a 2-volt p-p sine wave at a frequency of 167 Hz or more, or by optically coupling the probe to an object rotating at 10,000 or more rpm. Both display decimal points will glow, indicating an overflow.

Extending the Range. The photo tach can be modified to measure rotational speeds greater than 9900 rpm by inserting another decade of counting and display between *IC3* and *IC4*. Sever the following connections: pin 22 of *IC3* to pin 2 of *IC4* and pin 4 of *IC3* to pin 6 of *IC4*. Pins 2 and 6 of the additional decade counter should be connected to pins 22 and 4 of *IC3*, respectively. Also, pins 22 and 4 of the additional decade counter should be connected to pins 2 and 6

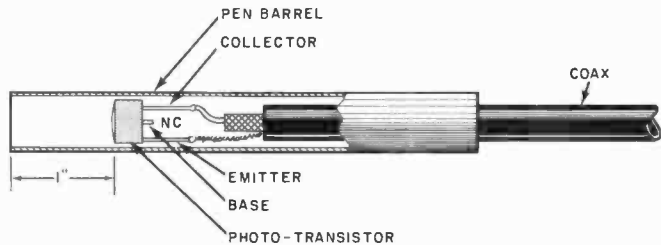


Fig. 4. To make probe, phototransistor is mounted in an old pen barrel and connected to a coaxial cable.

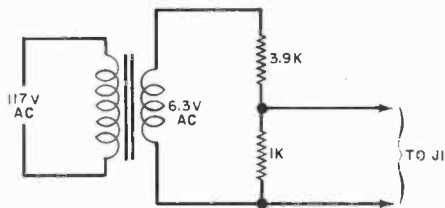


Fig. 5. Schematic diagram of a suitable test source to verify proper circuit operation.

of IC4, respectively. Of course, the new counter must be a 74143 IC, and it should be connected to an additional DL-747 display and to the positive supply and ground in the same manner as IC3 and IC4. When this modification has been made, IC3's count will represent hundreds of rpm, the newly installed counter thousands of rpm, and IC4 tens of thousands. The project's power supply has enough reserve to handle the extra components' demand without any strain.

It is also possible to obtain resolution smaller than hundreds of rpm. If ten light pulses occur during each shaft resolution, the bit significance of each decade of the display is reduced by a factor of ten. Let's consider a specific example.

To measure the speed of a slowly turning power drill, a circular disc of metal or plastic should be formed. Ten slots should be punched out at equal intervals along the perimeter and a hole drilled through the center of the disc. Then pass a bolt through the center hole, secure with a nut, and install the entire assembly in the drill's chuck. The rotational speed will then be measured using the transmissive mode and displayed in hundreds and tens of rpm. The addition of another decade of counting and display, as described earlier, can be combined with this multiple triggering technique to display thousands, hundreds, and tens of rpm.

Using the Tach. The optical mode used in a given situation will depend largely on practical considerations. In any event, avoid using fluorescent bulbs as light sources because they are strong electrical noise generators. Ordinary 75- or 100-watt frosted incandescent lamps are well suited for use with the photo tach, as is sunlight. Just remember, however, that if you're checking the speed of a four-blade fan, the actual rate of rotation is one-fourth of what is displayed by the readouts. ♦




Photo of author's prototype shows layout of components in chassis.

Measure f T * and a full range of semiconductor parameters



for only \$310!

B&K-PRECISION
MODEL 530 \$310

The new B&K-PRECISION Model 530 can actually perform more tests, on more devices, than any other competitively priced semiconductor tester. **Measures:** • Gain-bandwidth product (f_r) up to 1500MHz • Transistor beta • FET G_m—including high-power devices • Semiconductor breakdown voltage to 100 volts, nondestructively • Reverse leakage of transistors, SCR's and diodes • Gate leakage of FET's. **Identifies:** • Device as bipolar, FET or SCR • Device leads • Device polarity, including N- or P-channel FET's. **Performs** positive good/bad tests, and lead and polarity identification in or out-of-circuit. Available from B&K-PRECISION distributors. Contact him for more information or a 10-day free trial.

*gain-bandwidth product or unity gain frequency

B&K PRECISION
DYNASCAN
CORPORATION

6460 West Cortland Avenue
Chicago, Illinois 60635 • 312/889-9087

In Canada: Atlas Electronics, Ontario
Intl. Sls: Empire Exp., 270 Newtown Rd.
Plainville, LI, NY 11803

Micro- PROCESSOR MICROCOURSE

PART 1. NUMBER SYSTEMS

A series devoted to understanding and working with these omnipresent digital devices.

THE MICROPROCESSOR has ushered in a new era of electronics. Just as the transistor conquered the vacuum tube and the integrated circuit replaced a handful of transistors, the microprocessor can replace dozens or even a hundred or more IC's.

The conventional digital logic circuit is "hardwired" and its operation cannot be easily altered after it's built. The microprocessor, however, is functionally equivalent to the central processing unit of a digital computer. Add some memory, and the microprocessor can be programmed to function as a digital controller, calculator, computer, or a dedicated logic circuit. Merely replacing the instructions in the memory with new ones will completely change the role of the microprocessor.

Most electronics enthusiasts, from professionals to hobbyists, are aware of microprocessors and some of the things they can do. Computer hobbyists are particularly close to microprocessors since inexpensive hobby computers were first made possible by the Intel 8008 and 8080 microprocessors.

However, microprocessors are so new and different that many of those who are interested in electronics have not yet become familiar with their basic operating principle, much less their programming requirements. The POPULAR ELECTRONICS "Microprocessor Microcourse" is a series of articles that reviews many of the basic operating principles of digital logic circuits and culminates with a detailed description of the architecture and operation of PIP-2, a simple tutorial microprocessor.

The simplest digital logic elements operate on the basis of the presence or absence of an electrical signal. This two-state situation can be used to represent numbers and implement operations in the two-digit binary number system. We'll learn more about the devices and circuits that perform the functions later. First, let's review the basics of binary and a few other number systems.

If you learn how microprocessors work, you'll understand their role in microwave ovens, CB transceivers, autos and computers.

Number Systems. The ten-digit decimal number system is very easy to learn and use. At least that's what most of us were taught in school. But think about decimal arithmetic for a moment. To add any two decimal numbers, for example, you must first have memorized 100 individual addition rules!

What are these rules? They're numerical relationships like $1 + 1 = 2$; $4 + 5 = 9$; $3 + 7 = 10$; etc. Simple? Yes, almost transparently so, but only because we have already memorized them.

As you can see, the "simple" decimal number system isn't very simple at all. And we haven't even covered the rules required to subtract, multiply and divide decimal numbers. In all, there are literally *hundreds* of individual rules for performing the various operations of decimal arithmetic.

It took you five or six years to master the rules of decimal arithmetic, but you can master the rules of binary arithmetic in only five or six *minutes*. The binary system has only two digits or *bits*, 0 and 1, so only a few rules are necessary for performing binary arithmetic.

Here, for example, are the rules for binary addition:

$0 + 0 = 0$
 $0 + 1 = 1$
 $1 + 0 = 1$
 $1 + 1 = 0, \text{ carry } 1 \text{ or } 10$
 $1 + 1 + 1 = 10 + 1 = 11$

You can use these five rules to add any two binary numbers. There are equally simple rules for binary subtraction. And since multiplication and division can be accomplished by, respectively, repeated addition and subtraction, the rules for binary arithmetic are far simpler than those for decimal.

You can also use the binary addition rules to count in binary. Start with 0, add 1, and continue adding 1 to consecutive sums. This procedure is called incre-

BY FORREST M. MIMS

$$\begin{array}{r}
 653 = 6 \times 10^2 = 600 \\
 5 \times 10^1 = 50 \\
 3 \times 10^0 = 3 \\
 \hline
 653
 \end{array}$$

Binary numbers can be expanded using this same method—and in the process converted into their decimal counterparts. Since the binary system has only two bits, the position of a bit in a binary number determines by which power of two the bit is multiplied. Thus,

$$\begin{array}{r}
 1001 = 1 \times 2^3 = 1000 \\
 0 \times 2^2 = 0000 \\
 0 \times 2^1 = 0000 \\
 1 \times 2^0 = 0001 \\
 \hline
 1001
 \end{array}$$

We can carry this expansion one step further and convert 1001 into its decimal equivalent. Just convert the powers of two into their decimal values and add the products:

$$\begin{array}{r}
 1001 = 1 \times 8 = 8 \\
 0 \times 4 = 0 \\
 0 \times 2 = 0 \\
 1 \times 1 = 1 \\
 \hline
 9
 \end{array}$$

An even faster way to convert a binary number to its decimal form is to list the ascending powers of two over each bit in the number beginning with the least significant bit. Then add the powers of two over the 1 bits and ignore those over the 0 bits. Thus, to convert 1100110 to decimal:

$$\begin{array}{r}
 64 \ 32 \ 16 \ 8 \ 4 \ 2 \ 1 \\
 1 \ 1 \ 0 \ 0 \ 1 \ 1 \ 0 \\
 64 + 32 + 4 + 2 = 102
 \end{array}$$

Converting Decimal Numbers to Binary. A quick way to convert decimal numbers into their binary counterparts is to repeatedly divide the decimal number by two. The remainders of each division, which will always be 0 or 1, become the binary number. Let's convert 102 into binary using this method:

102/2 = 51, remainder 0	0
51/2 = 25, "	1
25/2 = 12, "	1
12/2 = 6, "	0
6/2 = 3, "	0
3/2 = 1, "	1
Final	1

102 = 1100110

Octal and Hexadecimal Numbers. Often binary numbers are used to represent computer instructions and operations. For example, 01110110 is the binary equivalent of the decimal number 118. 01110110 is also the instruction code selected by Intel to represent the instruction HLT (halt) for its 8080 microprocessor.

Binary numbers are also used to represent memory addresses inside a computer. Thus 01110110 can represent the decimal number 118, the instruction HLT, or the 119th address in a computer memory (the first address being 00000000).

Since binary numbers play such an important role in microprocessors and computers, you'll want to learn about a couple of very handy time and space saving shortcuts called the *octal* and *hexadecimal* number systems.

Decimal numbers have ten as their base; therefore the largest decimal digit is 9. Octal numbers have eight as their base, and that means the largest octal digit is 7. Since the binary equivalent of the decimal digit 7 (which is equivalent to the octal digit 7) is 111, it's easy to convert any binary number into its octal counterpart by simply dividing the bits in the number into groups of three and converting each group into its decimal equivalent. Thus, the binary number 01110110 becomes 01 110 110 or 166 in octal.

When listing numbers having different bases, it's customary to indicate each number's base with a subscript. Therefore 166₈ is an octal number. Obviously 166₈ is much easier to remember than 01110110₂. And it's easy to convert 166₈ back to binary by simply writing out the binary equivalent for each digit:

$$\begin{array}{r}
 1 = 01 \\
 6 = 110 \\
 6 = 110 \\
 01 \ 110 \ 110
 \end{array}$$

(continued overleaf)

menting, and it allows us to quickly generate the first sixteen binary numbers:

0	100	1000	1100
1	101	1001	1101
10	110	1010	1110
11	111	1011	1111

Computer specialists frequently refer to binary numbers like these as *words* or *bit patterns* since they are often used to represent computer instructions and other nonnumerical functions. Words having eight bits are commonly used; they are called *bytes*. A word having four bits is a *nibble*.

Though binary arithmetic is easy to learn, the binary number system has a major drawback from the human perspective. Binary numbers (or words) are often long and cumbersome, difficult to remember, prone to transpositional errors, and difficult to vocalize. For example, a decimal number that uses only a digit or two will require from one to seven bits when expressed in binary. The decimal number 99 is easy to pronounce and remember. Its binary counterpart is an awkward 1100011.

Computer enthusiasts have invented several handy shortcuts and tricks for remembering binary numbers and converting them into their decimal counterparts. These methods are going to become almost second nature to the microprocessor generation, so let's have a look at them.

Converting Binary to Decimal.

Converting binary numbers to their decimal equivalents is easy once you know how to expand an ordinary decimal number into its component parts. For example, 653 is 600 + 50 + 3.

The position of the digits in a number like 653 determines the power of ten by which the respective digits are multiplied. Thus,

Digital Watch Breakthrough... LCD ALARM WATCH



a 6-digit 6 function LCD Alarm
Watch! New Price \$54.95!

At last, a constant readout (no buttons to push) precision quartz electronic watch with a built-in 24 hour alarm system


By combining the quartz-accuracy precision of the LCD watch with miniaturized alarm technology, Winthrop-Rogers introduces the first CONTINUOUS DISPLAY ALARM WATCH. A watch that may not be available from other sources for years, can now be yours at a price hundreds of dollars less than you would imagine.

Now consider the incredible convenience of a portable alarm clock handsomely adorning your wrist at all times:

- Never again miss an appointment because you lost track of time.
- Never again miss a plane or a train because you didn't realize how late it had become.
- Never again forget to make that all-important phone call.
- Never worry about forgetting to take important medication on time.
- Never worry about waking up from that catnap, or at a hotel if your wake-up call isn't on time.
- Always being aware of when you should be coming or going or doing all that your hectic schedule demands — without devoting your valuable time to trying to remember it all.

THE ALARM

The MICRO-ALARM has a 24 hour Alarm System, allowing you to set your watch to signal at any minute of the day or night. Once set, you need not be concerned about your next appointment or train, plane or phone call. The MICRO-ALARM will remember for you and remind you when you need to be reminded.



Set to Ring
at 7:55 A.M.

SNOOZE/REMIND CONTROL

For your convenience the MICRO-ALARM will give one short beep prior to its full alarm cycle, allowing you to turn it off without disturbing others. If not deactivated after the first short beep, the alarm will then beep for 15 continuous seconds. Push the deactivate button twice and the alarm is off. However, should you want a further reminder, then push the deactivate button only once and the alarm will go through its cycle again in exactly 5 minutes.

6-DIGIT LCD DISPLAY

The MICRO-ALARM has a 6-digit readout showing hours, minutes and seconds at a glance. Since the readout is by Liquid Crystal Display (LCD) and not by Light Emitting Diode (LED), no button has to be pushed; the time is continuously displayed! A built-in night-light functions at the push of a button for reading in darkness.



12:34 and 56
Seconds

CALENDAR DISPLAY

Just one push of the control button converts the display into a 3-function calendar; displaying the month, date of the month, and day of the week. The remarkable memory built into the module knows each month and the number of days in that month and resets automatically on the first day of the new month.



August 15th
Friday

QUARTZ ACCURACY

The MICRO-ALARM is extraordinarily accurate. Its module is manufactured by one of the world's foremost manufacturers of micro-electronics, and is guaranteed accurate to within 15 seconds per month.

THINK ABOUT IT!

Even if you have no consistent need for a watch with a built-in electronic alarm, the MICRO-ALARM is a valuable investment for its watch features alone:

1. It is the most up-to-date fully-functioning electronic watch available today.
2. It is accurate to +/- 15 seconds per month, and never has to be wound — put it on, and the time and date are correct even if it has been in a drawer for a month!
3. Its elegant styling will compliment any attire — and elicit compliments from your associates and friends.
4. At this price you cannot find a better buy.
5. One day you will have a critical need to be reminded of a vital appointment — and then, having used the alarm function once, you will never again return to any other reminder system.
6. Why buy an ordinary watch when you can own a MICRO-ALARM?

ELEGANT MESH BRACELET

Each MICRO-ALARM comes with a matching, elegant, thin mesh bracelet, more handsome and much more practical than those "pull over-snap" type bracelets. This band adjusts comfortably and easily, eliminating cumbersome link adjustments.

15 DAY TRIAL

Wear the MICRO-ALARM for 15 days to assure yourself that this is no ordinary watch. If at the end of that time you are dissatisfied for any reason you may return it for a prompt refund, no questions asked.

1 YEAR LIMITED WARRANTY

To order by credit card please phone our 24-hour toll-free number:

800-325-6400 ask for Oper. 54

In Missouri: 800-342-6600 ask for Operator 54

or mail the attached coupon with your payment and the MICRO-ALARM will be on its way to you.

Allow 3-4 Weeks For Delivery

Winthrop-Rogers Ltd. V5403

Box A69, 1135 Greenridge Rd., Buffalo Grove, IL 60090

Please send ___ MICRO-ALARMS @ \$54.95 each

plus \$1.99 for shipping and handling.

___ Silvertone MICRO-ALARM

___ Goldtone MICRO-ALARM

If I am not completely satisfied I may return it for a full refund. Total amount enclosed \$____, check or money order. (Illinois residents please add 5% sales tax.) No C.O.D.s please.

Charge: Master Charge MCBK # _____
 Amer. Exp. Bank Amer./Visa

Card # _____ Exp. _____

Signature _____

Name _____

Address _____ Apt _____

City _____ State _____ Zip _____

To expediate shipping by UPS, please provide street address rather than P.O. Box number

Hexadecimal numbers have sixteen as their base. They're commonly used to simplify 8-bit bytes into easily remembered two-character numbers.

The hexadecimal digits are 0, 1, 2, 3, 4, 5, 6, 7, 8, 9, A, B, C, D, E, and F. Don't let the letters A-F confuse you. There are more than enough decimal digits for the binary and octal systems, but not enough for all sixteen hexadecimal digits. The letters A-F complete the six digit spaces beyond the ten digits 0-9.

It's easy to convert a binary byte into hexadecimal or simply *hex*. First, divide the byte into two nibbles. Then assign the hex equivalent to each nibble. 1111₂ is F₁₆ and 0110₂ is 6₁₆. Therefore, 11110110₂ is F6₁₆.

To convert a hex number to binary, just assign the binary equivalent to each hex digit. Thus F6₁₆ is 1111₂ and 0110₂ or 11110110₂.

Incidentally, though it's correct to identify a hex number with a subscript 16, it's not necessary to tag on the subscript if the number includes one of the six digits borrowed from the alphabet. Everyone seeing it will know it's hex. Also, some computer companies identify hex numbers with the \$ sign. So F6E9 is the same as \$F6E9.

Most of today's microprocessors use 8-bit address and instruction words, so you'll often see programs given in octal or hexadecimal. While it takes time to become used to these new number systems, especially hex, you'll find them very handy as you become more involved with microprocessors. The conversion table given below will help you

Decimal	Binary	Octal	Hexadecimal
0	0	0	0
1	1	1	1
2	10	2	2
3	11	3	3
4	100	4	4
5	101	5	5
6	110	6	6
7	111	7	7
8	1000	10	8
9	1001	11	9
10	1010	12	A
11	1011	13	B
12	1100	14	C
13	1101	15	D
14	1110	16	E
15	1111	17	F

become more familiar with both octal and hexadecimal numbers. ◇

(Series continues next month)

CIRCLE NO 54 ON FREE INFORMATION CARD

LOW-COST EPROM PROGRAMMER

BY DAN VINCENT

PART 2 Power supply, construction and checkout.

Power Supply. The supply (Fig. 5) delivers approximately +75 volts to a transistor switch/current limiter consisting of Q1, Q2, Q3, R1, R2 and R3. Transistors Q4 and Q5, in conjunction with

D5, R6, R7, and R8 regulate the +75-volt output down to +47 volts. Diode D6 and resistor R5 provide the V_{BB} bias supply. Resistor R9 insures a minimum load on the regulator and provides a

path for the D6 zener current. Capacitor C2 and resistor R20 prevent the high-gain circuit of Q5 from oscillating.

Construction. Although the Program-

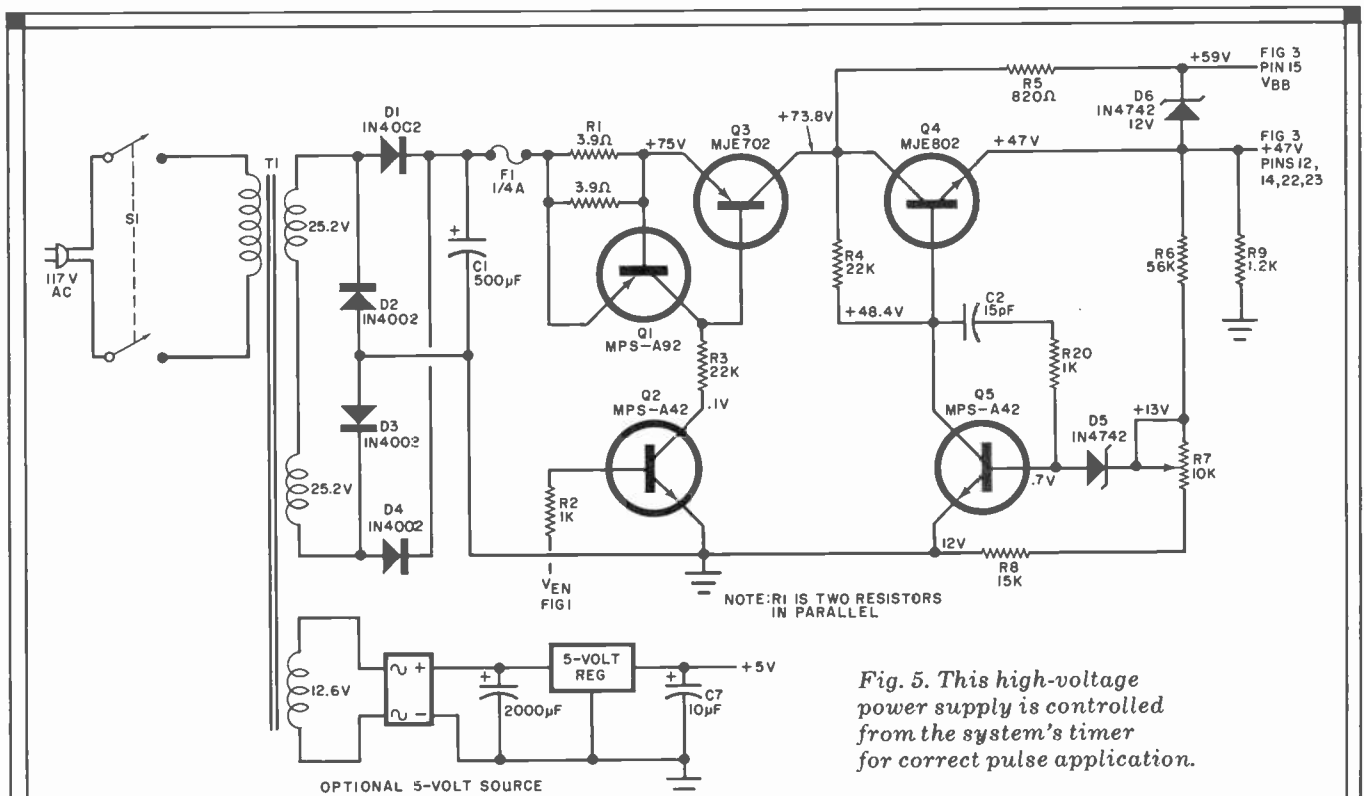



Fig. 5. This high-voltage power supply is controlled from the system's timer for correct pulse application.

PARTS LIST

C1—400- μ F, 75-V electrolytic capacitor
 C2—15-pF ceramic capacitor
 C7—10- μ F, 15-V electrolytic capacitor
 D1 through D4—1-A, 200-V silicon diode (1N4002 or similar)
 D5, D6—12-V, 1-W, 10% zener diode (1N4742 or similar)
 F1— $\frac{1}{4}$ -A fast-blow fuse and holder
 Q1—MPS-A92, 300-V silicon pnp transistor
 Q2, Q5—MPSA42, 300-V silicon npn transistor
 Q3—MJE702, 80-V silicon Darlington pnp transistor
 Q4—MJE802, 80-V silicon Darlington npn transistor

The following are $\frac{1}{4}$ -W, 10% resistors unless otherwise noted:
 R1—1.9-ohm, 5%, 1-W resistor (two 3.9-ohm, $\frac{1}{2}$ -W, 5% in parallel)
 R2, R20—1000 ohms
 R3, R4—22,000 ohms
 R5—820 ohms, $\frac{1}{2}$ -W
 R6—56,000 ohms
 R7—10,000-ohm, 10%, $\frac{1}{2}$ -W trimmer potentiometer (Bourns 3389 series)
 R8—15,000 ohms
 R9—1200 ohms, 2 W
 S1—Dpdt, 1-A toggle switch
 T1—2 each 25.2-V, 300-mA transformer with 5-V power-supply winding

Note—The following are available from DIA, Inc., Box 343, Dayton OH 45459: etched and drilled pc board at \$8.95; basic 1702A EPROM Programmer kit (TTL option), including pc board and all components except power supply and connector, at \$39.95; special transformer that also includes 5-volt power supply winding at \$9.98; complete kit, including pc board and all components for stand-alone Programmer with switches, power supply, zero-insertion-force socket and case, at \$79.95; complete stand-alone Programmer, assembled and tested, at \$99.95. All prices postpaid. Check, money order, Visa, or Master Charge accepted. Ohio residents, please add 4½% sales tax.



mer can be built using any desired construction technique, a printed circuit board such as that shown in Fig. 6 is suggested. Observe the correct polarities when installing capacitors, diodes, transistors and IC's (using sockets, if de-

sired). Do not install transistors Q8 and Q14 through Q29 until after reading the checkout section of this article. Mount 1-inch by 1/2-inch thin metal heat sinks on transistors Q3 and Q4. Using the fuse as a guide, install a fuseholder or fuse

clips at the F1 position. Do not install a socket at position S02 or the LED for LED1 if you are going to mount the board in an enclosure.

The component installation shown in Fig. 6 uses the TTL option so that the

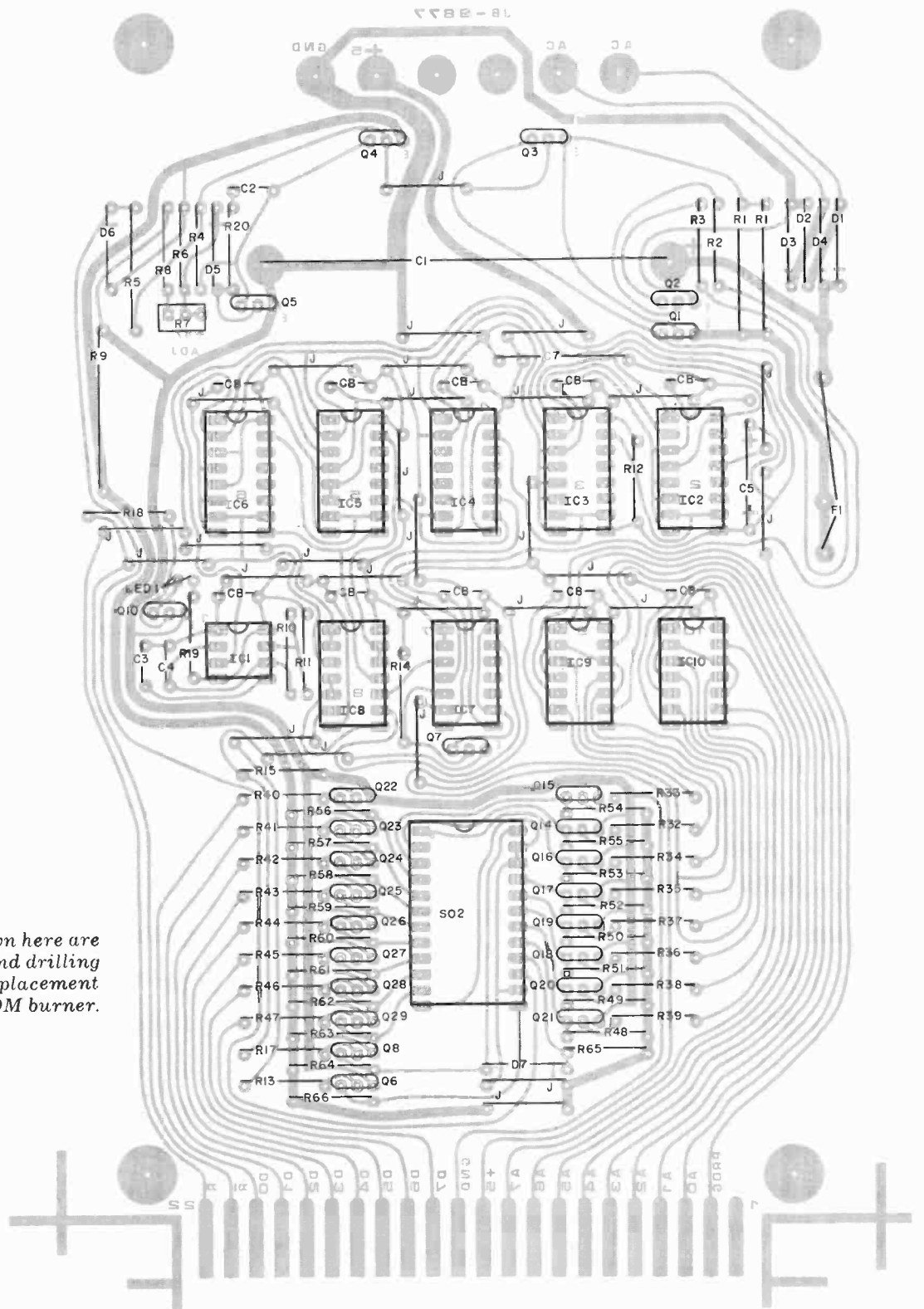


Fig. 6. Shown here are etching and drilling and component placement guides for PROM burner.

Programmer can be used with a computer at some later date.

Select a suitable enclosure whose front panel can support the eight address and write data switches in two rows (see photo). Also on the front panel

are the on/off switch, the program push-button switch, *LED1*, and a zero-insertion-force 24-pin PROM socket. Identify the switches and controls properly.

Use a length of heavy bare wire to interconnect all of the upper lugs of the top

row of address switches. Interconnect the bottom row of address switch lugs similarly. Use the same technique on the data switches. Using insulated wire, connect the upper lugs of the address switches to the upper lugs of the data

switches. Do the same with the lower lugs—lower lugs to lower lugs.

Using the small insert schematic of the *S18* circuit shown in Fig. 2, connect the normally closed contact of this switch to the top bare wire (gnd) of the address or data switches. Connect the two resistors and capacitor to the switch as shown, using the bottom lugs of either the address or data switches for the 5-volt connection.

Mount transformer T1 on one side of the chassis bottom plate. The rectifier, filter capacitor, and 5-volt regulator for this supply can also be mounted on the bottom plate of the chassis. The pc board will be mounted on spacers so that it will not contact the components mounted within the chassis. Using the four large corner holes in the pc board as a guide, and with the edge connector toward the front panel, mark and drill the four spacer mounting holes.

With the pc board held in its final mounting position (edge connector fac-

ing the front panel), cut lengths of insulated wire long enough to fit easily between the *S02* board position and the 24-pin front-panel socket. Do the same for the program switch and *LED1*. Make similar connections from the edge connector to the center lug of each of the address and data switches. A pair of wires will also be needed from the edge-connector 5-volt pad to the bottom lugs of the switches. You will also need insulated leads from the two ac-pads and the 5-volt ground pads (on the pc board edge opposite the connector) to interconnect to the power supply circuits.

Drill a hole in the rear apron of the chassis and put a grommet in it for the ac line cord. Make sure all ac connections are well insulated.

After all the wiring is installed, the board can be mounted on spacers. Do not tighten the mounting hardware, however, because the missing transistors will have to be installed after performing the following Checkout procedure.

Checkout. Be sure transistors *Q8* and *Q14* through *Q29* and the +47-volt line connection are not installed until after the regulator checkout is complete.

After double checking the wiring (and pc board), adjust potentiometer *R7* to its maximum series resistance, then temporarily jumper the collector of *Q2* (Fig. 5) to ground to enable the regulator. Apply ac power to the high-voltage and 5-volt power supplies and check for the presence of +75-volt dc across filter capacitor *C1*. If necessary, reverse the secondary connections.

Using a dc voltmeter of known accuracy, monitor the voltage across *R9* (Fig. 5) and adjust *R7* to obtain $+47 \pm 1$ volts. Leave the voltmeter connected across the 47-volt line.

The current limiter is checked by momentarily shunting *R9* with a 68-ohm, 2-watt resistor. The voltage should drop to approximately 25 volts. If not, check *Q1*, *Q3* and *R1*.

Remove the temporary jumper from the collector of *Q2* and note that the output voltage drops to zero. If not, *Q2* is faulty or is being prematurely enabled by *IC7*. Between programming cycles, *IC7* should be completely cleared.

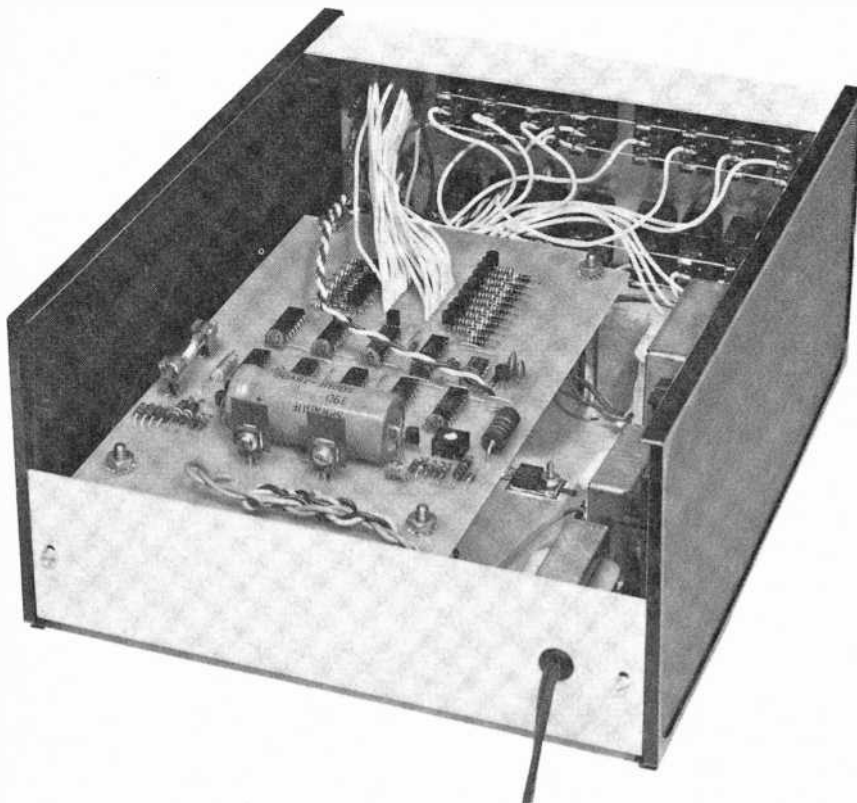
Using pushbutton switch *S1B* (Fig. 2), apply a pulse to the program command line and verify that the +47 volts occurs for about half a second. If it does, it is a good indication that the counters and clock are functioning normally.

The 47-volt line and the transistors can now be installed.

If you do not have a zero insertion-force socket, before installing the first PROM, loosen up the holes in the PROM socket using the leads of a 1/4-watt resistor. This should be done since the pins of many 1702A PROM's are fragile and may be bent trying to force them into a tight socket.

With power applied, insert an erased EPROM in the socket, set the address and data switches in accordance with the first location of your truth table, and apply the programming command (*S18*). That location will be programmed within half a second. The optional LED programming indicator may be used to watch this timing.


You now have 255 more locations to go. If you use the microprocessor option (Fig. 3) and a suitable program, the EPROM can be programmed in just a few minutes. ◇



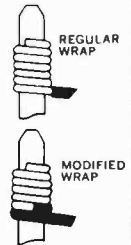
The 5-volt supply is mounted under the pc board. With a little care, as shown here, a very professional look can be attained.



wire wrapping center



for quality electronic parts and tools.



Wire-wrapping, stripping, unwrapping tool for AWG 30 on .025 (0,63mm) Square Post.

HOBBY WRAP TOOL

Regular Wrap	WSU-30	\$6.95
Modified Wrap	WSU-30M	\$7.95

NEW



Battery wire wrapping tool COMPLETE WITH BIT AND SLEEVE


WIRE-WRAPPING TOOL

For .025" (0,63mm) sq. post "MODIFIED" wrap, positive indexing, anti-overwrapping device.

For AWG 30	BW-630	\$34.95*
For AWG 26-28	BW-2628	\$39.95*

Bit for AWG 30	BT-30	\$3.95
Bit for AWG 26-28	BT-2628	\$7.95

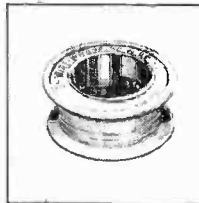
*USE "C" SIZE NI-CAD BATTERIES (NOT INCLUDED)



WIRE-WRAPPING KITS

Contains: Hobby Wrap Tool WSU-30, (50 ft.) Roll of wire Prestripped wire 1" to 4" lengths (50 wires per package) stripped 1" both ends.

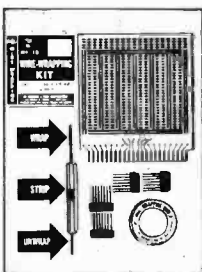
Wire Wrapping Kit (Blue)	WK-2-B	\$12.95
Wire Wrapping Kit (Yellow)	WK-2-Y	\$12.95
Wire Wrapping Kit (White)	WK-2-W	\$12.95
Wire Wrapping Kit (Red)	WK-2-R	\$12.95



ROLLS OF WIRE

Wire for wire-wrapping AWG-30 (0.25mm) KYNAR® wire, 50 ft. roll, silver plated, solid conductor, easy stripping.


30 AWG Blue Wire 50ft. Roll	R-30B-0050	\$1.98
30 AWG Yellow Wire 50ft. Roll	R-30Y-0050	\$1.98
30 AWG White Wire 50ft. Roll	R-30W-0050	\$1.98
30 AWG Red Wire 50ft. Roll	R-30R-0050	\$1.98



WIRE-WRAPPING KIT

Contains: Hobby Wrap Tool WSU-30, Roll of wire R-30B-0050, (2) 14 DIP's, (2) 16 DIP's and Hobby Board H-PCB-1.


Wire-Wrapping Kit	WK-3B (Blue)	\$16.95
-------------------	--------------	---------



WIRE DISPENSER

- With 50 ft. Roll of AWG 30 KYNAR® wire-wrapping wire.
- Cuts the wire to length.
- Strips 1" of insulation.
- Refillable (For refills, see above)

Blue Wire	WD-30-B	\$3.95
Yellow Wire	WD-30-Y	\$3.95
White Wire	WD-30-W	\$3.95
Red Wire	WD-30-R	\$3.95




WIRE-WRAPPING KIT

Contains: Hobby Wrap Tool WSU-30 M, Wire Dispenser WD-30-B, (2) 14 DIP's, (2) 16 DIP's, Hobby Board H-PCB-1, DIP/IC Insertion Tool INS-1416 and DIP/IC Extractor Tool EX-1

Wire-Wrapping Kit	WK-4B (Blue)	\$25.99
-------------------	--------------	---------

PRE CUT PRE STRIPPED WIRE

Wire for wire-wrapping AWG-30 (0.25mm) KYNAR® wire, 50 wires per package stripped 1" both ends.



30 AWG Blue Wire 1" Long	30 B 50 010	\$.99
30 AWG Yellow Wire 1" Long	30 Y 50 010	\$.99
30 AWG White Wire 1" Long	30 W 50 010	\$.99
30 AWG Red Wire 1" Long	30 R 50 010	\$.99
30 AWG Blue Wire 2" Long	30 B 50 020	\$ 1.07
30 AWG Yellow Wire 2" Long	30 Y 50 020	\$ 1.07
30 AWG White Wire 2" Long	30 W 50 020	\$ 1.07
30 AWG Red Wire 2" Long	30 R 50 020	\$ 1.07
30 AWG Blue Wire 3" Long	30 B 50 030	\$ 1.16
30 AWG Yellow Wire 3" Long	30 Y 50 030	\$ 1.16
30 AWG White Wire 3" Long	30 W 50 030	\$ 1.16
30 AWG Red Wire 3" Long	30 R 50 030	\$ 1.16
30 AWG Blue Wire 4" Long	30 B 50 040	\$ 1.23
30 AWG Yellow Wire 4" Long	30 Y 50 040	\$ 1.23
30 AWG White Wire 4" Long	30 W 50 040	\$ 1.23
30 AWG Red Wire 4" Long	30 R 50 040	\$ 1.23
30 AWG Blue Wire 5" Long	30 B 50 050	\$ 1.30
30 AWG Yellow Wire 5" Long	30 Y 50 050	\$ 1.30
30 AWG White Wire 5" Long	30 W 50 050	\$ 1.30
30 AWG Red Wire 5" Long	30 R 50 050	\$ 1.30
30 AWG Blue Wire 6" Long	30 B 50 060	\$ 1.38
30 AWG Yellow Wire 6" Long	30 Y 50 060	\$ 1.38
30 AWG White Wire 6" Long	30 W 50 060	\$ 1.38
30 AWG Red Wire 6" Long	30 R 50 060	\$ 1.38

© KYNAR PENNVAL


MINIMUM ORDER \$25.00. SHIPPING CHARGE \$1.00. N.Y. CITY AND STATE RESIDENTS ADD TAX

OK MACHINE & TOOL CORPORATION

3455 Conner St., Bronx, N.Y. 10475 (212) 994-6600 Telex 125091



DIP/IC INSERTION TOOL WITH PIN STRAIGHTENER



14-16 Pin Dip IC Inserter INS-1416 \$3.49



DIP/IC EXTRACTOR TOOL


Extractor Tool EX-1 \$1.49

P.C. BOARD

The 4 x 4.5 x 1/16 inch board is made of glass coated EPOXY Laminate and features solder coated 1 oz. copper pads. The board has provision for a 22/44 two sided edge connector, with contacts on standard .156 spacing. Edge contacts are non-dedicated for maximum flexibility.

The board contains a matrix of .040 in. diameter holes on .100 inch centers. The component side contains 76 two-hole pads that can accommodate any DIP size from 6-40 pins, as well as discrete components. Typical density is 18 of 14-Pin, or 16-Pin DIP's. Components may be soldered directly to the board or intermediate sockets may be used for soldering or wire-wrapping.

Two independent bus systems are provided for voltage and ground on both sides of the board. In addition, the component side contains 14 individual busses running the full length of the board for complete wiring flexibility. These busses enable access from edge contacts to distant components. These busses can also serve to augment the voltage or ground busses, and may be cut to length for particular applications.




Hobby Board H-PCB-1 \$4.99




PC CARD GUIDES

Card Guides TR-1 \$1.89
QUANTITY - ONE PAIR (2 pcs.)



PC CARD GUIDES & BRACKETS


Guides & Brackets TRS-2 \$3.79
QUANTITY - ONE SET (4 pcs.)



PC EDGE CONNECTOR

44 Pin, dual read out, .156" (3.96 mm) Contact Spacing, .025" (0.63 mm) square wire-wrapping pins.


P.C., Edge Connector CON-1 \$3.49



P.C.B. TERMINAL STRIPS

The TS strips provide positive screw activated clamping action, accommodate wire sizes 14-30 AWG (1.8-0.25mm). Pins are solder plated copper, .042 inch (1mm) diameter, on .200 inch (5mm) centers.


4-Pole	TS- 4	\$1.39
8-Pole	TS- 8	\$1.89
12-Pole	TS-12	\$2.59



DIP SOCKET

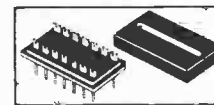
Dual-in-line package, 3 level wire-wrapping, phosphor bronze contact, gold plated pins .025 (0,63mm) sq., .100 (2,54mm) center spacing.

14 Pin Dip Socket	14 Dip	\$0.79
16 Pin Dip Socket	16 Dip	\$0.89



RIBBON CABLE ASSEMBLY SINGLE ENDED


With 14 Pin Dip Plug 24" Long (609mm)	SE14-24	\$3.55
With 16 Pin Dip Plug 24" Long (609mm)	SE16-24	\$3.75



DIP PLUG WITH COVER FOR USE WITH RIBBON CABLE

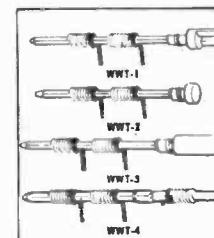
14 Pin Plug & Cover	14-PLG	\$1.45
16 Pin Plug & Cover	16-PLG	\$1.59

QUANTITY: 2 PLUGS, 2 COVERS



RIBBON CABLE ASSEMBLY DOUBLE ENDED

With 14 Pin Dip Plug - 2" Long	DE 14-2	\$3.75
With 14 Pin Dip Plug - 4" Long	DE 14-4	\$3.85
With 14 Pin Dip Plug - 8" Long	DE 14-8	\$3.95
With 16 Pin Dip Plug - 2" Long	DE 16-2	\$4.15
With 16 Pin Dip Plug - 4" Long	DE 16-4	\$4.25
With 16 Pin Dip Plug - 8" Long	DE 16-8	\$4.35



TERMINALS

- .025 (0,63mm) Square Post
- 3 Level Wire-Wrapping
- Gold Plated

Slotted Terminal	WWT-1	\$2.98
Single Sided Terminal	WWT-2	\$2.98
IC Socket Terminal	WWT-3	\$3.98
Double Sided Terminal	WWT-4	\$1.98

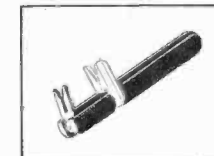
25 PER PACKAGE



TERMINAL INSERTING TOOL

For inserting WWT-1, WWT-2, WWT-3, and WWT-4 Terminals into .040 (1,01 mm) Dia. Holes.

INS-1 \$2.49



WIRE CUT AND STRIP TOOL

Easy to operate... place wires (up to 4) in stripping slot with ends extending beyond cutter blades... press tool and pull... wire is cut and stripped to proper "wire-wrapping" length. The hardened steel cutting blades and sturdy construction of the tool insure long life.

Strip length easily adjustable for your applications.

DESCRIPTION	MODEL NUMBER	ADJUSTABLE "SHINER" LENGTH OF STRIPPED WIRE		Price
		INCHES	TO INCHES	
24 ga. Wire Cut and Strip Tool	ST-100-24	1 1/4"	1 3/4"	\$ 8.75
26 ga. Wire Cut and Strip Tool	ST-100-26	1 1/4"	1 3/4"	\$ 8.75
26 ga. Wire Cut and Strip Tool	ST-100-26-875	7/8"	1 1/2"	\$ 8.75
28 ga. Wire Cut and Strip Tool	ST-100-28	7/8"	1 1/2"	\$11.50
30 ga. Wire Cut and Strip Tool	ST-100-30	7/8"	1 1/2"	\$11.50

THE ABOVE LIST OF CUT AND STRIP TOOLS ARE NOT APPLICABLE FOR MYLENE OR TEFLON INSULATION


MINIMUM ORDER \$25.00, SHIPPING CHARGE \$1.00, N.Y. CITY AND STATE RESIDENTS ADD TAX

OK MACHINE & TOOL CORPORATION

3455 Conner St., Bronx, N.Y. 10475 ■ (212) 994-6600 ■ Telex 125091

Expanding **THE ELF II**

- Write/Read From Cassette
- Display/Change Memory Contents
- Execute From Any Location
- Search For Any Byte
- 8-Bit Parallel I/O
- 20 mA/RS-232 I/O
- N-Line Decoding



LAST month, POPULAR ELECTRONICS described some hardware and software methods of upgrading a basic Elf microcomputer, based on the 1802 MPU. Here are plans to go beyond this, boosting an Elf from a microcomputer trainer to virtually a personal computer. Though based on an Elf II model (see "Build a Personal Microcomputer for \$100" in PE's ELECTRONIC EXPERIMENTER'S HANDBOOK, 1978 Edition) from Netronics R&D, which includes a hex keypad, a bus structure and a pc board, the enhancements can be easily applied to any basic Elf.

The upgraded Elf II lends itself to especially easy expansion because of its bus structure. Since all of the 1802 signals, plus the power (+5 volts), ground, and 3.58 MHz from the clock oscillator are located on the bus, all that has to be done is to build an expansion circuit on a pc board having suitable dual-43-pin edge pads. Then a mating connector is mounted on the main Elf II pc board and the new board is plugged in.

All of the circuits shown in this article can be built on a single pc board. If desired, the newly created signals can be connected to the bus by using any of the odd-numbered bus lines. (Other than lines 1 and 3, none of the Elf II odd-numbered bus lines is currently used.) It is advisable to keep a record identifying each signal on the newly used lines.

The expansion system described here introduces a new monitor, located in ROM, that allows:

- Writing and reading from a cassette recorder.
- Displaying the address and contents of any memory location from 0000 to FFFF.
- Changing the contents of any memory location displaying both the address and the changed data.
- Execution of a program at any location.
- Scan entire memory for a specific byte.

Besides the hardware to implement the monitor, this article also describes the construction of an 8-bit parallel I/O port, interface for 20-mA/RS-232 peripherals, and the decoding of the three 1802 "N" lines to fully utilize all "6n" (I/O) instructions.

Monitor. The monitor program (overleaf) is stored in ROM IC2 in the circuit shown in Fig. 1. The address of IC2 corresponds to the hex address F0 00 where the most significant four bits of the high-order address are all high. The

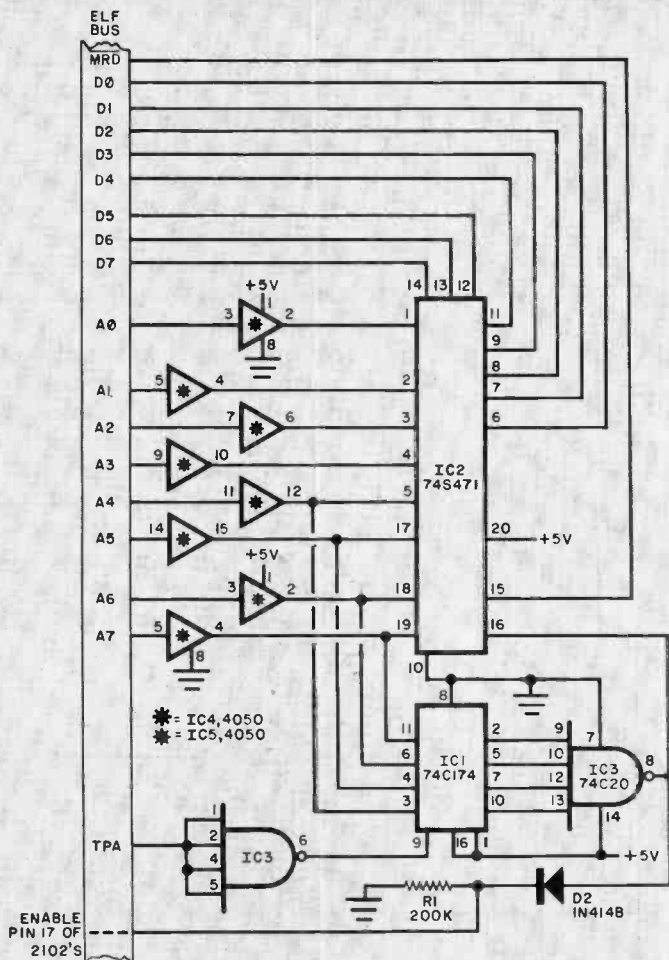


Fig. 1. The ROM (IC2) contains the monitor program and is addressed at F000 by IC1 and IC3.

four-bit latch in IC1 decodes these four bits to drive 4-input NAND gate IC3. When the F000 address appears, the ROM is enabled via pin 16. The eight address lines from the bus are buffered by IC4 and sections of IC5.

To use the monitor program, turn off the RUN, LOAD and M/P (memory protect) switches to reset the 1802. Place the LOAD switch in the on position and, using the keypad, enter C0 F0 00. Set the LOAD switch in the off position. When the RUN switch is on, the monitor will come into play. The next input will determine the monitor mode: 00 is execute, 01 is memory examine, 02 is memory change, 03 is cassette write, and 04 is cassette read.

To execute (run) a program from a memory location other than 0000, enter the monitor (C0 F0 00), then enter 00. Insert the two-byte address of the beginning location. When the INPUT switch is depressed, the program executes from the memory location specified.

To examine a memory location, enter

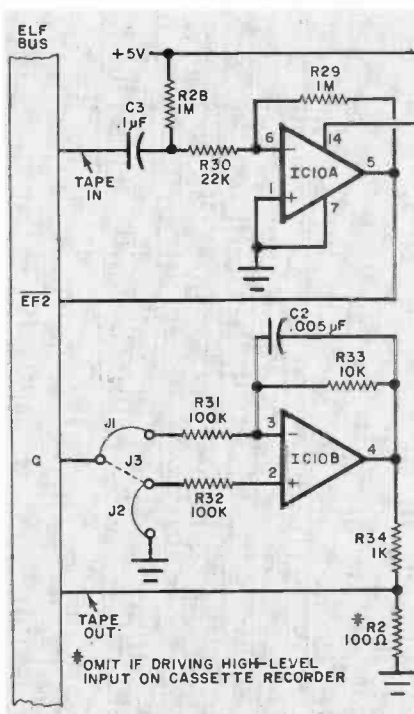


Fig. 2. Read and write circuits. Jumpers select signal polarity.

the monitor and key in 01. Insert the two-byte address of the memory to be examined, then depress and release the INPUT switch. The byte stored at that memory location will be displayed. Depress and hold the INPUT switch down and the low-order address of the next byte will be displayed, followed by the memory byte when the INPUT switch is released.

To change data at a memory location, enter the monitor then enter 02. Insert the two-byte address of the memory to be changed and note that the Q LED comes on. Enter the new data. Then depress and release the INPUT switch. The new byte will then be displayed. Note that the low-order address of the next byte is displayed if you hold the INPUT switch down. If desired, that byte can also be changed.

For cassette write, enter the monitor, then enter 03. Key in the starting two-byte address of the memory to be recorded, then the ending two-byte address. Place the tape recorder in the record mode, allow several seconds for the leader to pass the heads, then depress the INPUT key. The Q LED will extinguish when the recording is complete.

To perform a cassette read, enter the monitor and then enter 04. Enter the starting two-byte address of the memory to be loaded. Then enter the ending two-byte address. Put the cassette recorder in the playback mode and depress the input switch. Allow 2.5 seconds for each 256 memory bytes recorded. The display will increment the low-order address of memory being entered. When the display stops incrementing at the last low-order address, the playback is complete. The final digits in the display will show the low-order address of the data being written (recorded).

If you are in the monitor program and select an illegal operating code (other than those spelled out above), an EE will be displayed on the readouts and the Q LED will come on.

Cassette Read/Write. This simple circuit (Fig. 2) uses the Q and EF2 lines on the Elf II bus. When executing the tape write function, the monitor produces a 10-second train of sync pulses followed by the serial output of data (plus parity) on the Q line from the memory boundaries selected. Resistors R34 and R2 form an attenuator that provides adequate record level for the tape recorder used. If your tape recorder has a microphone input, the typical value for R34 would be about 1000 ohms. If your

MONITOR PROGRAM

```

00 90 A1 B3 B4 B5 B6 B7 F8 FF A2 E2 21 81 B2 80 52
10 F3 3A 0B F8 38 A3 F8 29 A4 F8 33 A5 D3 3F 1D 22
20 8A 52 64 37 23 6C 30 1C D3 3F 29 37 2B 6C 64 22
30 30 28 D3 22 52 64 30 32 D4 F8 4D F4 A6 02 FD 05
40 33 47 F8 EE D5 7B 00 D4 BA D4 AA 06 A3 53 58 5D
50 78 C8 F6 9A B0 8A A0 E0 D0 4A D5 30 58 7B D0 D5
60 5A 1A 30 5D D3 7B F8 1D 3B 6D F8 07 1D 52 FF 01
70 33 6E 39 64 7A 02 30 6E F8 8D A1 D4 73 D4 8A F5
80 AC 12 9A 75 FC 01 BC D0 F8 65 A6 81 A3 F8 80 BD
90 FF 00 D6 9D 3A 90 8A D5 7B 4A BB FC 00 F8 09 AB
A0 AD D6 2B 8B 32 AB 9B FE BB 30 A1 8D F6 D6 2C 9C
B0 3A 96 D6 D6 D6 D6 30 38 1D D3 F8 0D 35 BC 35 B8
C0 FF 01 33 BE 3D C4 30 B9 F8 CD A1 30 7B F8 BA A7
D0 F8 F9 BD 07 3B D0 9D 3A D3 D7 33 D9 F8 01 BD AD
E0 D7 9D 7E BD 3B E0 D7 8D F6 33 45 9D 5A 8A D5 1A
F0 2C 9C 3A D9 30 38 D4 4A F3 3A F7 2A 9A D5 30 58
    
```

tape recorder has an auxiliary (high-level) input, omit *R2*. You may have to experiment with the value of *R34* to arrive at the correct recording level.

When reading from a cassette, the serial data is fed to the EF2 line. Using an oscilloscope between the EF2 line and ground, adjust the volume control of the tape recorder until a good square wave is obtained on the EF2 line. If you get the square wave, note the position of the volume control for future use. If you cannot get a good square wave, adjust the recording level by decreasing the value of *R34* (in the tape write circuit).

If the read function does not work, it may be due to the cassette recorder's inverting the polarity of the signal. This can be corrected by removing jumpers *J1* and *J2* and connecting the Q signal to *R32* through *J3*.

PARTS LIST

C1, C3—0.1- μ F, 100-V Mylar capacitor
 C2—0.005- μ F Mylar capacitor
 D1, D2—1N4148 diode
 IC1—74C174 hex latch
 IC2—74S471 256x8 PROM
 IC3—74C20 dual 4-input NAND gate
 IC4, IC5, IC9—4050 hex buffer
 IC6—1853 N-line decoder
 IC7, IC8—1852 8-bit I/O port
 IC10—LM3900 quad op amp
 Q1, Q3—2N5232 transistor
 Q2, Q4—2N5306 transistor
 The following are 1/4-W, 5% resistors unless otherwise noted:
 R1—200,000 ohms
 R2—100 ohms
 R3, R11, R18—3900 ohms
 R4—330 ohms
 R5, R6, R10, R14—15,000 ohms
 R7—300,000 ohms
 R8, R9, R15, R16, R17, R34—1000 ohms
 R12—47 to 250 ohms (value for 20 mA current loop)
 R13—2200 ohms
 R19 through R27, R30—22,000 ohms
 R28, R29—1 megohm
 R31, R32—100,000 ohms
 R33—10,000 ohms

Misc.—Pc board with edge connectors to match Elf II bus, 86-pin connector, optional sockets for IC's, etc.

Note—The following are available from Neronics R&D Ltd., 333 Litchfield Rd., New Milford, CT 06776: complete set of parts including pc board, pre-programmed monitor PROM, less 86-pin connector for \$39.95 plus \$2 postage and handling; PROM IC2 available separately for \$25 plus \$1.50 postage and handling; 86-pin connectors for \$5.70 each plus 30 cents postage and handling.

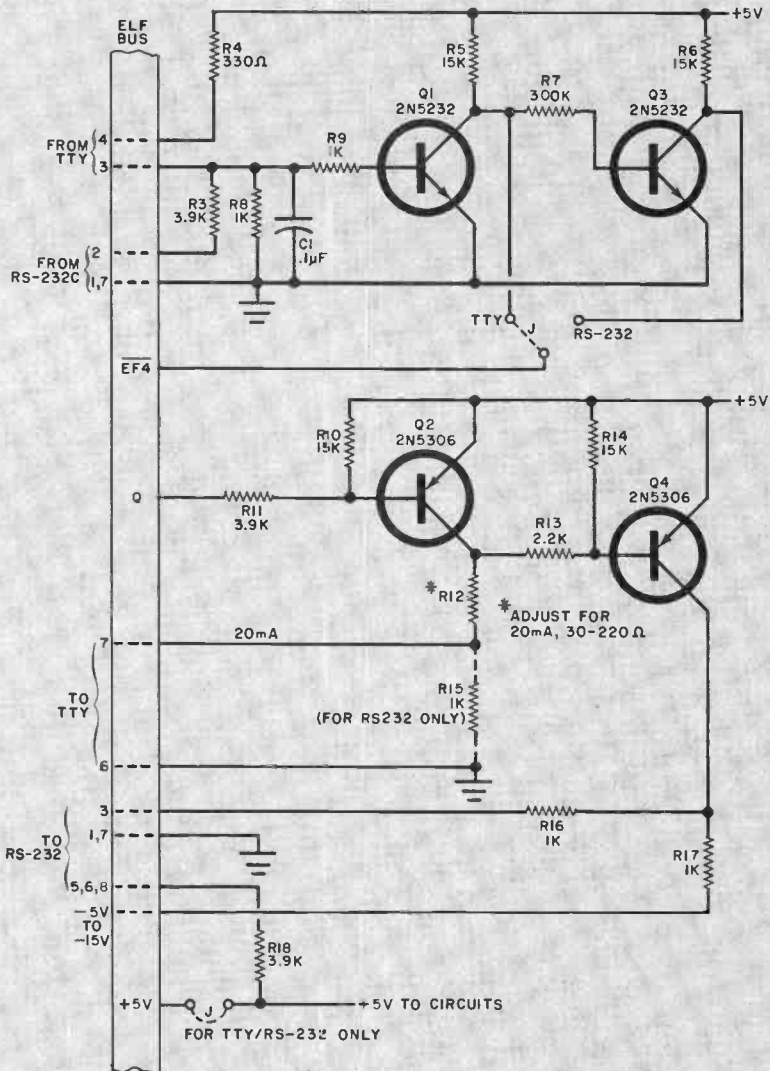


Fig. 3. Transistors Q1 and Q2 form the 20-mA current loop with Q3 and Q4 added to make up the RS-232 loop.

20-mA/RS-232 Interface. This circuit (Fig. 3) requires an external dc supply of -5 to -15 volts for the RS-232 section. To receive data from a 20-mA current-loop peripheral (such as a TTY), and if the peripheral requires an external current source, then connect the R4 line to the external device (on the TTY, this should be terminal 4). The current from the device (on the TTY, terminal 3) is fed to the Q1 input circuit. The output of Q1 is jumper-selected to drive the EF4 line on the bus.

To transmit data to the current-loop peripheral, the signal from the Q line drives constant current (20mA) source Q2. Resistor R12 is adjusted to deliver a 20-mA current into the peripheral. Note that R15 is not used in the current mode. On the TTY, the two terminals would be 6 and 7.

When using the RS-232 input mode, the signal is applied to Q1 through Q3. The EF4 jumper is then set to the RS-232 position at the output of Q3.

To transmit data to the external RS-232 device, R15 is inserted between R12 and ground, and Q4 is added to produce the correct output. Note that a negative voltage supply is required for RS-232 operation. A jumper, or switch, is optionally used to remove or turn power on to this circuit.

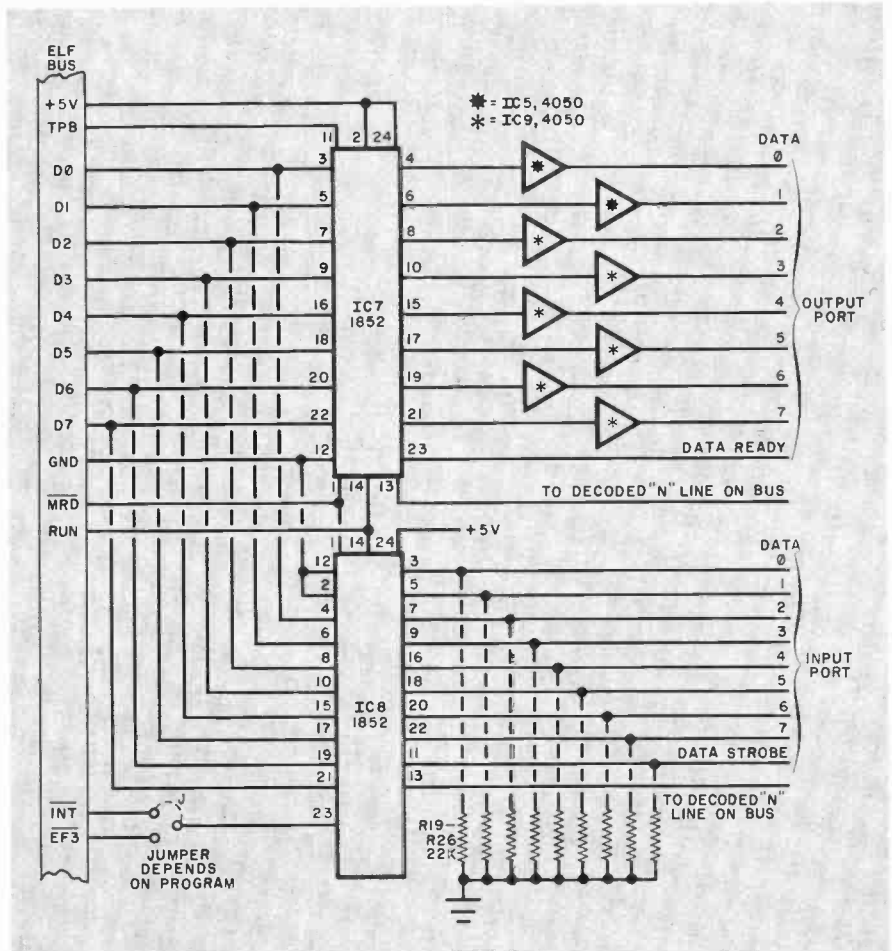


Fig. 5. Two IC's form 8-bit parallel input/output port. They use N-line from Fig. 4 determined by program.

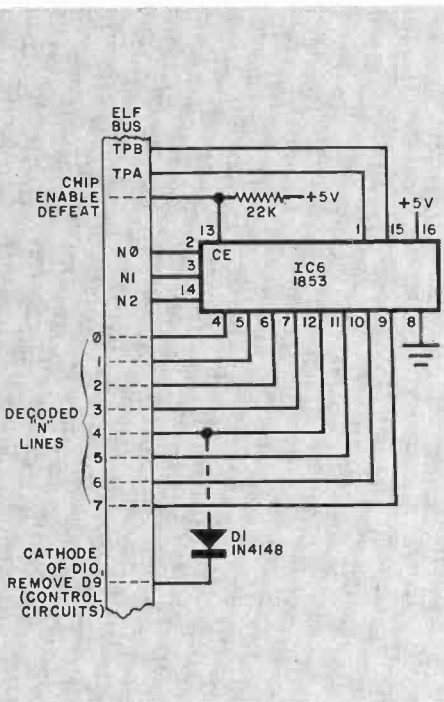


Fig. 4. The N-line decoder expands three lines from 1802 into eight.

N-Line Decoder. The three N-lines (N0, N1, N2) of the 1802 can be decoded into eight separate instructions that can be used to control eight I/O (input/output) ports using the circuit shown in Fig. 4. The decoded outputs can be connected to unused lines on the bus for easy connection to any future I/O control inputs. Control line 4 is connected to the cathode of D10 in the Elf-II (D3 in the original Elf) with D9 (D4 on the original) removed. This will allow the 6C and 64 instructions in the original programs to be executed properly.


I/O Ports. If you have a need to interface the Elf II to an external peripheral that requires parallel data (ASCII keyboard, for example), use the circuit shown in Fig. 5. Output port IC7 has its data output lines buffered by IC9 and sections of IC5. Pin 13 (CS2) of this stage can be connected to any of the decoded N-lines. When pin 2 (mode control) is high, the 1852 is configured into an output port. Data is strobed into the output port when pins 11 and 1 are high.

The three-state output drivers are enabled at all times when the 1852 is used as an output port. The service request signal at pin 23 is generated at the termination of the pin 1 and pin 13 signals and will be present (high) until the following negative high-to-low transition of the clock pulse at pin 11. The signal at pin 14 resets the port's register and service request flip-flop.

The input port is formed by IC8 with pin 2 low. The data input lines are held low by resistors R19 through R25. Pin 13 is tied to the desired decoded N-line.

Data is strobed into the port's 8-bit register by a high on the clock (pin 11) line. The negative high-to-low transition of the clock sets the service request (pin 23) flip-flop to latch the data into the register. The service-request output at pin 23 signals the 1802 that data is ready to be transferred to the bus and can be connected to either the EF3 or INT lines, depending on program requirements. The 8-bit parallel input port can service an ASCII keyboard with use of the proper software control. ♦

by James Barbarello



A Practical Guide to Multitrack Tape Recording

SOPHISTICATED open-reel tape decks with four-channel capability enjoy a markedly higher degree of consumer acceptance than other quadraphonic components. The reason for this is that these decks provide the nucleus for a "home recording studio." Serious recordists have teamed multitrack tape decks with companders, mixers, quality microphones and sound-modifying electronics and now employ techniques previously confined to the professional recording studio. Here is an overview of the equipment and techniques employed by amateur recording engineers.

Multitrack recording has been used by professionals for years, with anywhere from 8 to 32 tracks commonly involved in the transcription of live performances. Recently, musicians such as Brian Eno, Mike Oldfield, Walter Carlos,

Patrick Gleason and Isao Tomita have recorded music on a symphonic scale, even though only one artist was actually performing.

This is the power that multitrack provides—each voice (instrumental or vocal) can be recorded separately. When mixing down the tracks, the performer becomes a "conductor" who has full control over the finished product. Each track can be positioned anywhere in a stereo field. The volume and timbre of each voice can be modified through the use of filters, graphic equalizers, echo devices, etc. Multitrack recording there-

**Techniques and
equipment necessary
for professional results
at home.**

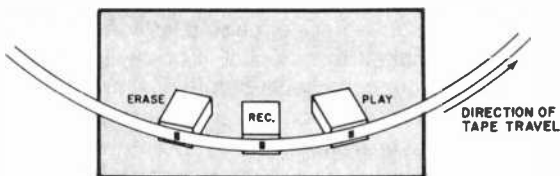


Fig. 1. Diagram shows arrangement of heads on a three-head deck.

fore allows a single performer to become a one-man band.

The Tape Deck in its latest incarnation is primarily responsible for bringing this exciting new development within reach of the consumer. Let's now examine the special features of today's machines that enable the serious home recordist to produce high-quality multitrack recordings.

A number of open-reel tape decks suitable for "home studio" use (a sampling of which is found in the box) is available to the consumer. The basic studio would employ one deck, and an expanded studio, two decks. The author's home sonic workshop includes two Dokorder Model 7140 tape decks. (This company's products are not being marketed in the United States at the present time.) The Model 7140 will be used as a representative deck in the basic and expanded studios, but other comparable machines could be used in its stead.

The Dokorder deck has three heads: one for record, one for playback, and one for erase. The heads are arranged as shown in Fig. 1. In the record mode, with the tape moving in the direction in-

dicated, each tape track is erased. As the tape passes by the second head, the program material presented at the inputs of the record preamplifiers is impressed onto the tape. When the tape passes by the last head, the newly recorded program is available for playback.

In the normal multitrack recording process, a program source is recorded on one track, say, channel 1 (see Fig. 2A). Then another program is recorded on another track, in this example channel 2. The new material is monitored at the source or record preamp as it is being recorded and the program previously recorded on channel 1 is monitored at the playback head.

Although, during this last operation the information on tracks 1 and 2 might appear synchronized, playback will reveal that the program on track 1 leads that on track 2 by a time interval equal to the tape speed divided by the distance between the record and playback heads (see Fig. 3). This monitoring system, therefore, prohibits synchronous multitrack recording unless, of course, all the tracks are recorded simultaneously. However, there is a simple solution to this problem.

Rather than monitoring the track 1 material at the playback head, it can be accomplished at the record head. Because the program material on both tracks is monitored at the same head, the information recorded in this manner will be perfectly synchronized.

This technique (Fig. 2B), in which a portion of the record head is used for playback monitoring, is known by such

names as Sel-Sync (short for selective synchronization), a term copyrighted by Ampex, Syncro-Trak (Sony from Super-scope), Simul-Sync (Teac), and sync overdub. It is basically an arrangement of switches that transfers the pickup of previously recorded program material from the playback head to the record head. Usually, there is one switch for each channel.

There is one drawback to this system—the record head is not well-suited to playback applications. As a result, its output in the multisync mode has limited bandwidth and is at a much lower level than the output the playback head would provide. This is a minor point. The important thing is that track sync is maintained. Further, the fidelity of the recording process is not affected.

Each channel's program can be monitored with its TAPE/SOURCE switch in either position. This permits listening to either the program source or the material as recorded on the tape while making the recording. Essentially, all this switch does is connect a channel's monitor output jack to either the record or playback preamplifier. In synchronized multitrack recording, the material already recorded on the tape is always monitored with that channel's switch in the TAPE position and the material being recorded is monitored with that channel's switch in the SOURCE position.

Two sound processing techniques of interest to the home recordist are *sound on sound* and *sound with sound*. Many sophisticated consumer decks have provisions for one or both. There is often confusion as to the meaning of these terms, and they are sometimes used interchangeably. For our purposes, we will consider that sound on sound is basically a defeat of the erase head. Thus it is possible to superimpose one signal directly over one already impressed on the tape. Sound on sound affects the program material previously recorded on the tape because the high-frequency bias applied to the record head partially erases the original signal, especially its high-frequency content. This technique is an attempt to mix two or more sounds—something accomplished far better with a mixer if the sounds to be recorded are available simultaneously for one recording session.

Sound with sound can be accomplished on a tape deck having certain switching facilities. One signal is recorded on one track and later combined with another signal on a different track by a combined record/playback operation.

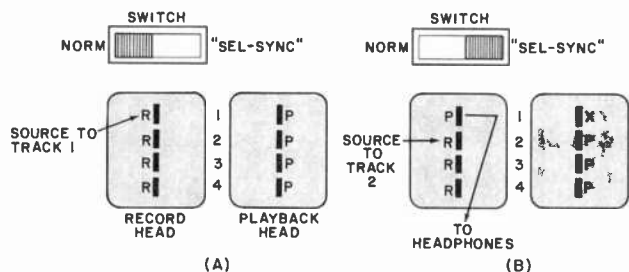


Fig. 2. In normal recording (A), track 1 is monitored by playback head. In (B), part of record head is used for playback monitoring.

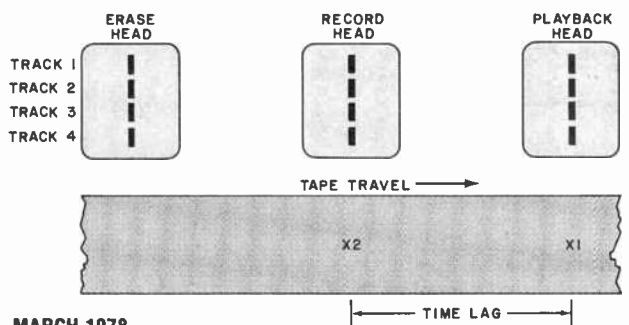


Fig. 3. Diagram shows how program on track 2 by a time depending on head spacing and tape speed.

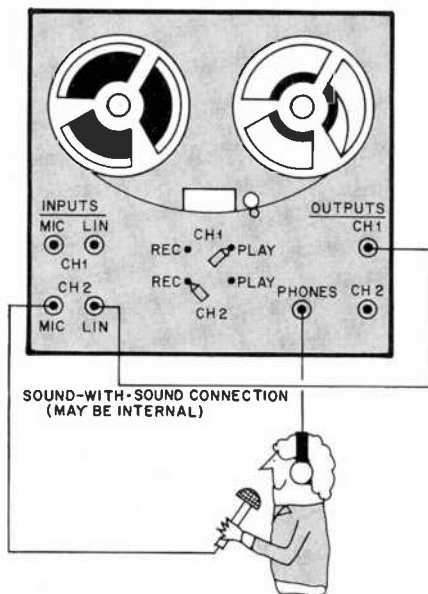


Fig. 4. Hookup for a simple sound-with-sound system.

Thus it is necessary that the deck be able to simultaneously record on one track and play back another.

A simple sound-with-sound hookup is shown in Fig. 4. Separate level controls for the microphone and line inputs comprise a simple two-channel mixer. A stereo deck employed in sound-with-sound recording as shown in Fig. 4 produces a monaural version on channel 2 of the live program material and that recorded on channel 1. Channel 1 can then be used for further sound-with-sound recording, combining the taped channel 2 program with live material. Of course, a four-channel deck in the home studio can be used in the sound-with-sound mode. Some decks have built-in switching specifically for this purpose. However, the process should be used sparingly because each time program material already on the tape is recorded, noise and distortion increase.

The final deck feature we will discuss is *electronic echo capability*, which is derived from the previously mentioned delay between the record and playback heads. Referring to Fig. 5, program material is recorded on a tape track and then, after a short delay determined by the tape speed and distance between the heads, is picked up by the playback head. A portion of this playback signal (determined by the setting of a potentiometer) is returned to the record head, where the process repeats itself to create a high-quality echo effect. Our reference tape deck includes an echo control (the potentiometer) that permits us to select the intensity and duration of the

effect. This control is very useful in adding a spatial effect to the normally "dead" studio sound.

Monitor/Playback System. A basic home recording studio is shown diagrammatically in Fig. 6. At its heart is a tape deck such as the Teac 3340S shown in Fig. 7. The monitor/playback system processes the monitored signals for reproduction through speakers or headphones. This system consists of what is commonly called a "control am-

plifier," speaker systems, and headphones. The control amplifier is simply an integrated preamplifier/amplifier as is found in many home stereo systems. Its inputs have different sensitivities. Our requirements in this part of the studio are not critical. The control amplifier should have a tape-monitor input, a headphone jack, and 15 watts per channel or more of continuous output power. The control amplifier is not part

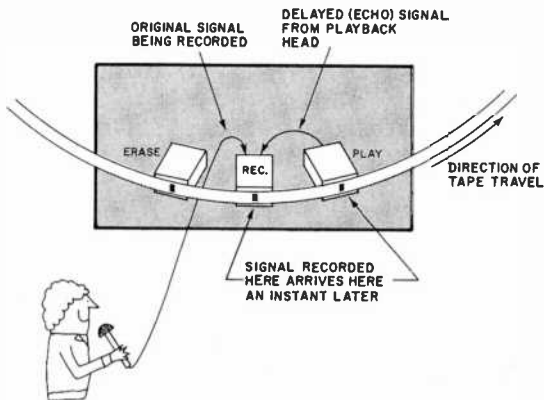


Fig. 5. Diagram showing how electronic echo effect is achieved.

plifier," speaker systems, and headphones. The control amplifier is simply an integrated preamplifier/amplifier as is found in many home stereo systems. Its inputs have different sensitivities.

Our requirements in this part of the studio are not critical. The control amplifier should have a tape-monitor input, a headphone jack, and 15 watts per channel or more of continuous output power. The control amplifier is not part

Mixer and Patch Panel. A mixer with full panning capability is required for the proper monitoring and combination of the outputs from the tape deck, microphones, or electric and electronic musical instruments in both preliminary and final mixdowns. Well suited for this task is the five-channel panning mixer project in the October 1976 issue of this magazine. It contains five input channels, each with its own input level control, and

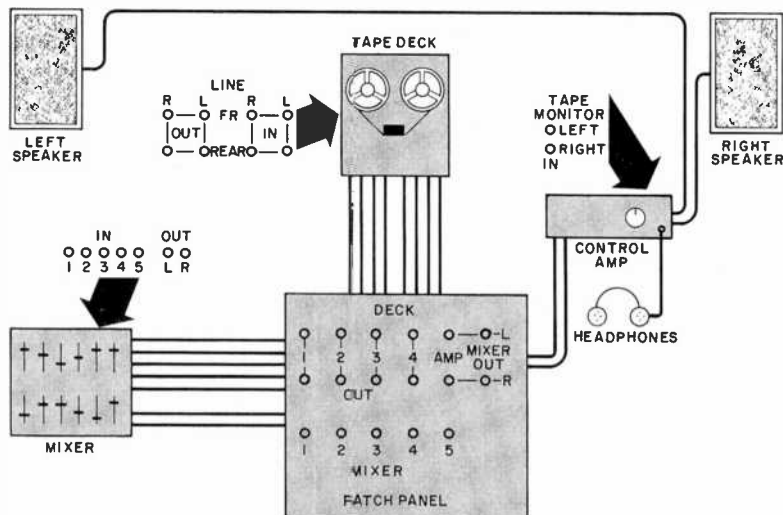


Fig. 6. Layout of a basic home recording studio. The most important part of the system is the tape deck.

two output channels, each with a master volume control. In addition, each channel is capable of being "panned," or placed anywhere within a 180° stereo field. Commercial mixers can also be used.

The tape deck has eight input/output connectors. The mixer has five input and two output connectors, and the control amplifier has two input connectors. These 17 hookup points must be interconnected in many different configurations during the recording process. To accomplish this with a minimum of effort, a patch panel is needed. The patch panel consists of a number of connectors mounted on a rigid panel, to which lengths of shielded audio cable are soldered. Each cable must be terminated with an appropriate plug to allow connection to the different components in the system. In addition, a number of patch cords consisting of short lengths of shielded audio cable terminated at both ends with plugs that mate with the patch-panel jacks are required. With this arrangement, any number of component connections can be accomplished in a matter of a few seconds. The patch panel can be home-made, or a commercial product such as that by Teac shown in Fig. 8 can be used.




Fig. 8. Patch panel such as this made by Teac is necessary for interconnecting parts of the system.

The Microphone. The microphone required for picking up voice and acoustical musical instruments can be either an electret condenser or a dynamic type. The choice you make is a subjective matter and a discussion that would do justice to the subject of microphones is beyond the scope of this article. Remember, however, that all impedances in the system should be matched. High-quality microphones have balanced, low-impedance outputs, but tape decks and mixers tend to have unbalanced, high-impedance inputs. Matching transformers may be required to interface such components. Generally, a medium-priced (\$50-\$100) mike will be sufficient for home studio recording.

Using The Basic Studio. Locate your studio in a room that is relatively free from outside noises and excessive reverberation. Room acoustics, like mi-

crophones, is a subject that requires much space for adequate coverage. Even scratching the surface of this topic is beyond the scope of this article. Suggested reading is listed in the box. For reference purposes, we will designate the four channels on the tape recorder so that front left becomes channel 1, front right becomes channel 2, rear left becomes channel 3, and rear right becomes channel 4.

As an example of the operation of the basic studio, we will sequentially create a recording containing drums, bass guitar, rhythm guitar, lead instrument (a keyboard synthesizer), and a vocal trio. If each of the instruments and the trio were to be recorded on its own track, seven recording channels would be needed. Because we have only four channels available, some of the recording components will be combined using sound with sound.

The vocal trio is best suited for such treatment. Our total channel count is now down to five. Combining the drums and bass guitar by sound with sound allows us to reduce the requirement to the four channels we have available. This is a prime example of the planning required for any recording. The finished product must be thought out as a whole and as a sum of individual components. Only after this planning has been completed can the recording process begin.

Recording a multitrack piece is like building a house in that each part is constructed separately from the foundation up. In most compositions, the foundation is the percussion because it becomes the timing for all subsequent tracks. As it is the first track recorded, there is nothing to accompany the percussion line. The well-thought-out percussion is performed and recorded as you hum or otherwise keep track of its progress.

Percussion usually means a drum set, but for studio recording a rhythm unit is usually sufficient. The "Cabonga" Electronic Percussion Synthesizer featured in the August and September 1977 issues of this magazine is a good example of such a device. It was especially designed for this purpose and can be connected directly to the LINE input of the tape deck.




Fig. 7. The Teac 3340S multitrack deck. Inset shows Simul-Sync panel.

SAMPLER OF 4-CHANNEL SYNCHRONIZED TAPE DECKS

- Akai Model GX-630DSS—7½ and 3¾ ips; 10½" reels; \$1095.
- Akai Model GX-270DSS—7½ and 3¾ ips; 7" reels; \$950.
- Pioneer Model RT-2044—15 and 7½ ips; 10½" reels; \$1600.
- Sony from Superscope Model TC-788-4—15 and 7½ ips; 10½" reels; \$1450.
- Teac Model A-3340 S—15 and 7½ ips; 10½" reels; \$1450.
- Teac Model A-2340 SX—7½ and 3¾ ips; 7" and 5" reels; \$1050.

crophones, is a subject that requires much space for adequate coverage. Even scratching the surface of this topic is beyond the scope of this article. Suggested reading is listed in the box. For reference purposes, we will designate


The New Heathkit Catalog has everything from Personal



The Digital Electronic Scale with laboratory-type precision


Unique and functional truly describe the new Digi-Scale electronic "weighing machine". Big, bright LED's show your weight with more precision than normal scales and there are no springs or weights to compromise performance. Unlike cheaper digital scales, this one uses a precision strain gauge for the utmost in accuracy. The digital readout may be mounted on the wall or just about anywhere.

GD-1186, only \$99.95




Learn all about the Microprocessor with this new Self-Instruction Course

Our EE-3401 Microprocessor Course (\$89.95) is your key to learning about microprocessors. Features Heath's famous individualized learning techniques to provide you with a thorough background in microprocessor operation, interfacing and programming. Accompanying software and hardware experiments provide "hands-on" experience with the companion ET-3400 6800 Microprocessor-based trainer (\$189.95).



Low-Cost Starter Series Test Bench

These five starter instruments are an economical low cost way to your first bench. They're intended for (but not limited to) the beginner and you'll be surprised at the features and performance these new instruments have to offer! There's the IG-5280 RF Oscillator with 320 kHz to 220 MHz frequency range, the IM-5284 high performance multimeter that reads volts, ohms and DC current, the IT-5283 Signal Tracer for RF, AF and logic tracing, the IB-5281 RCL Bridge for design and experimentation and the IG-5282 Audio Oscillator with a 10 Hz to 100 kHz frequency range. And to power the 5280 series, you can build the IPA-5280-1 power supply. Only \$37.95 each, \$24.95 for the power supply.



Build this new Stereo Hi-Fi Receiver for top performance and value

Experience the subtle shadings of the symphony, cool jazz, and the driving beat of rock all with this stereo performer from Heath. 35 watts, minimum RMS, per channel into 8 ohms with less than 0.1% total harmonic distortion from 20-20,000 Hz. The AR-1429 is perfect for the budget conscious stereo buff who requires a high quality system. It has all the features of a high-priced receiver and the performance too. Phono hum and noise are -65 dB. FM sensitivity is 1.8 μ V. Has provision for optional Dolby™ FM module. AR-1429, only \$319.95

Heathkit/Dana Electronic Speed Control Fits Most Cars

Long distance drivers will really appreciate the CS-1048. It makes the most of famous Dana Corp. technology and a crystal clear Heath instruction manual for easy installation. Electronically maintains your auto's speed uphill or downhill.

CS-1048, only \$64.95



Super-Value Digital Alarm Clock


A perfect kit for the first time kitbuilder. This super-accurate timepiece has an attractive blue four-digit display that dims automatically according to ambient light. It also has the features you need in a clock; 24-hour "smart" alarm, snooze switch, alarm-on indicator and power failure indicator. GC-1107, only \$27.95

Read more about these and nearly 400 other unique and exciting kit products – all in the big, NEW, Heathkit Catalog.

Entertainment to Personal Computing

AVAILABLE LOCALLY IN THESE MARKETS


ARIZONA: Phoenix, 85017, 2727 W. Indian School Rd., Phone: 602-279-6247; CALIFORNIA: Anaheim, 92805, 330 E. Ball Rd., Phone: 714-776-9420; El Cerrito, 94530, 6000 Potrero Ave., Phone: 415-236-8876; Los Angeles, 90007, 2309 S. Flower St., Phone: 213-749-0261; Pomona, 91767, 1555 Orange Grove Ave. N., Phone: 714-623-3543; Redwood City, 94063, 2001 Middlefield Rd., Phone: 415-365-8155; Sacramento, 95825, 1860 Fulton Ave., Phone: 916-486-1575; San Diego (La Mesa, 92041), 8363 Center Dr., Phone: 714-461-0110; San Jose (Campbell, 95008), 2350 S. Bascom Ave., Phone: 408-377-8920; Woodland Hills, 91364, 22504 Ventura Blvd., Phone: 213-883-0531; COLORADO: Denver, 80212, 5940 W. 38th Ave., Phone: 303-422-3408; CONNECTICUT: Hartford (Avon, 06001), 395 W. Main St. (Rte. 44), Phone: 203-678-0323; FLORIDA: Miami (Hialeah, 33012), 4705 W. 16th Ave., Phone: 305-823-2280; Tampa, 33614, 4019 West Hillsborough Ave., Phone: 813-886-2541; GEORGIA: Atlanta, 30342, 5285 Roswell Rd., Phone: 404-252-4347; ILLINOIS: Chicago, 60645, 3462-66 W. Devon Ave., Phone: 312-583-3920; Chicago (Downers Grove, 60515), 224 Ogden Ave., Phone: 312-852-1304; INDIANA: Indianapolis, 46220, 2112 E. 62nd St., Phone: 317-257-4321; KANSAS: Kansas City (Mission, 66202), 5960 Lamar Ave., Phone: 913-362-4486; KENTUCKY: Louisville, 40243, 12401 Shelbyville Rd., Phone: 502-245-7811; LOUISIANA: New Orleans (Kenner, 70062), 1900 Veterans Memorial Hwy., Phone: 504-722-6321; MARYLAND: Baltimore, 21234, 1713 E. Joppa Rd., Phone: 301-661-4446; Rockville, 20852, 5542 Nicholson Lane, Phone: 301-881-5420; MASSACHUSETTS: Boston (Peabody, 01960), 242 Andover St., Phone: 617-531-9330; Boston (Wellesley, 02181), 165 Worcester Ave. (Rt. 9 just west of Rt. 128), Phone: 617-237-1510; MICHIGAN: Detroit, 48219, 18645 W. Eight Mile Rd., Phone: 313-535-6480; E. Detroit, 48021, 18149 E. Eight Mile Rd., Phone: 313-772-0416; MINNESOTA: Minneapolis (Hopkins, 55343), 101 Shady Oak Rd., Phone: 612-938-6371; MISSOURI: St. Louis (Brigeton), 63044, 3794 McKelvey Rd., Phone: 314-291-1850; NEBRASKA: Omaha, 68134, 9207 Maple St., Phone: 402-391-2071; NEW JERSEY: Fair Lawn, 07410, 35-07 Broadway (Rte. 4), Phone: 201-791-6935; Ocean, 07712, 1013 State Hwy. 35, Phone: 201-775-1231; NEW YORK: Buffalo (Amherst, 14226), 3476 Sheridan Dr., Phone: 716-835-3090; Jericho, Long Island, 11753, 15 Jericho Turnpike, Phone: 516-334-8181; Rochester, 14623, 937 Jefferson Rd., Phone: 716-244-5470; White Plains (North White Plains, 10613), 7 Reservoir Rd., Phone: 914-761-7690; OHIO: Cincinnati (Woodlawn, 45215), 10133 Springfield Pike, Phone: 513-771-8850; Cleveland, 44129, 5444 Pearl Rd., Phone: 216-886-2590; Columbus, 43229, 2500 Morse Rd., Phone: 614-475-7200; Toledo, 43615, 48 S. Byrne Rd., Phone: 419-537-1887; PENNSYLVANIA: Philadelphia, 19149, 6318 Roosevelt Blvd., Phone: 215-288-0180; Frazer (Chester Co.), 19355, 630 Lancaster Pike (Rt. 30), Phone: 215-647-5555; Pittsburgh, 15235, 3482 Wm. Penn Hwy., Phone: 412-824-3564; RHODE ISLAND: Providence (Warwick, 02886) 558 Greenwich Ave., Phone: 401-738-5150; TEXAS: Dallas, 75201, 2715 Ross Ave., Phone: 214-826-4053; Houston, 77027, 3705 Westheimer, Phone: 713-623-2090; VIRGINIA: Alexandria, 22303, 6201 Richmond Hwy., Phone: 703-765-5515; Norfolk (Virginia Beach, 23455), 1055 Independence Blvd., Phone: 804-460-0997; WASHINGTON: Seattle, 98121, 2221 Third Ave., Phone: 206-682-2172; WISCONSIN: Milwaukee, 53216, 5215 W. Fond du Lac, Phone: 414-873-8250.



LA36 DEC
Writer II




H8 Computer



H11 Computer



H9 Video
Terminal



H10 Paper Tape
Reader/Punch

Complete "Total Concept" Personal Computer Systems and Systems Software: Economy, power and service backup from a single source!

Heathkit Computers and System Software are designed for complete continuity from top to bottom. The 8080A based H8 computer is a good example. It features a front panel ROM monitor program readout, 8-bit operation, a heavy duty power supply and a host of other user benefits. Like all Heathkit Computers, it's easily expanded. Includes BASIC, assembler, editor and debug software for only \$375.

Our most sophisticated computer, the H11, utilizes the famous DEC LSI-11 CPU for 16-bit operation. Has a 4096 x 16 read/write MOS semiconductor memory and 38 high speed data, address, control and synchronization lines. Executes and includes the powerful 400+PDP-11/40 instruction set. It also includes a complete software package for only \$1295.

Heathkit Peripheral Devices follow the same total concept philosophy. Our H9 12" CRT ASCII Video Terminal has all standard serial interfaces, auto scrolling, erase mode, long and short form and plot mode displays and ASCII 67-key keyboard for just \$530. If you need hard copy, the LA36 DEC Writer II is perfect. Fully compatible with the H8 and H11, this incredible terminal has a 7 x 7 dot matrix print head, selectable 10, 15 and 30 CPS print speeds, half or full duplex operation and much more for a low \$1495. Our low cost mass storage peripheral is the H10 Paper Tape Reader/Punch. Precise ratchet/solenoid drive, 50 CPS max read rate, 10 CPS max punch rate and the features of similar units that cost far more than \$350.

FREE!

Get your copy of the latest
HEATHKIT CATALOG
Nearly 400 exciting
electronic kits

MAIL COUPON TODAY

or bring it in person to any of the 50 Heathkit Electronic Centers (Units of Schlumberger Products Corporation) listed at right, where Heathkit products are displayed, sold and serviced. (Retail prices on some products may be slightly higher.) Prices are mail order net F.O.B., Benton Harbor, Michigan. Prices and specifications subject to change without notice.

Heath Company, Dept. 010-390



HEATH
Schlumberger

Heath Company, Dept. 010-390
Benton Harbor, Michigan 49022

Please send me my FREE Heathkit Catalog.
I am not on your mailing list.

Name _____

Address _____

City _____ State _____

Zip _____

GX-340

Whether you use a percussion synthesizer or drums to create the percussion line, the record level on the tape deck should be adjusted for an average 0-VU level, with instantaneous peaks to less than +3 VU. Percussion should be recorded on channel 3, with control settings as indicated in step one of Table I. When the percussion has been recorded, play it back. If you are satisfied, proceed to the next step.

Record the bass guitar on channel 4, along with the channel-3 drum track, using the sound-with-sound technique—the LINE OUTPUT of channel 3 connected to the LINE INPUT of channel 4. Then connect the bass guitar to the MIKE INPUT of channel 4. (Note that channel 3 is in the multisync mode.) Make a trial recording, adjusting both levels so that the two instruments are properly balanced and the average level is 0 VU and instantaneous peaks do not exceed +3 VU. When all levels are properly set, begin again to record the complete channel-4 program. Then play back channel 4. If it is acceptable, channel 3 can now be used for other program material.

The next step is to record the rhythm guitar on channel 3. While this is being done, monitor channel 4 in the TAPE position and the multisync mode. The LINE OUTPUT of each channel should be connected to an individual mixer input, the input levels of which should be adjusted so that all channels can be clearly heard through the monitor/playback system. Adjust the PAN controls as desired.

With the rhythm and percussion tracks recorded, you can begin to record the vocal trio. This is accomplished by the sound-with-sound technique described for the bass guitar and percussion. (Two tracks have now been recorded and two are still available. Because sound with sound requires at least two tracks, this is our last chance to employ the technique on this tape.) As shown in Fig. 3, vocal part one is recorded on channel 1. Then vocals one and two are combined on channel 2. Finally, vocals one, two, and three are again combined on channel 1. Echo is added to only the last track (channel 1 with vocals one, two, and three). In each case, the recorded information is played back before the next in succession is recorded. Do not proceed with recording until you are satisfied with each successive track.

With the completed vocal trio on channel 1, the final lead-instrument track can be recorded on channel 2. Use the LINE INPUT on the tape deck for the keyboard

TABLE I—TYPICAL RECORDING PROCESS FOR BASIC SYSTEM

Step	Channel				Tape/Source				Multisync				Notes	
	1	2	3	4	1	2	3	4	1	2	3	4		
1	Blank	Blank	Drums (Mike or line)	Blank	T	T	S	T	O	O	O	O	Normal = O Multisync = X	
2	Blank	Blank	Line Output → + Bass Guitar (line)	+ Bass Guitar (mike)	T	T	T	S	O	O	X	O		
3	Blank	Blank	Rhythm guitar (mike)		T	T	S	T	O	O	O	X		
4	Vocal, Part 1 (mike)	Blank			S	T	T	T	O	O	X	X		
5	Line Output → + Vocal, part 2 (mike)				T	S	T	T	X	O	X	X		
6	Vocal, part 3 (mike) + ← Line Output				S	T	T	T	O	X	X	X		Add echo to ch 1
7			Lead instr. (mike or line)		T	S	T	T	X	O	X	X		Add echo as desired
8					T	T	T	T	O	O	O	O		Mix down thru ch 1-4 of mixer

Notes: (1) In step 8, outputs of mixer can be applied to line inputs of another tape deck for a permanent two-track stereo recording.

(2) Step: 1 2 3 4 5 6 7 8
Channel being recorded: 3 4 3 1 2 1 2 None

(3) () signifies the input connector to be used.

synthesizer. For other lead instruments, such as an electric guitar, the MIKE INPUT would be more appropriate.

The composite music can now be played back and mixed down to taste. Mixing down involves the adjusting of the levels for each track so that a good blend is obtained. Also, adjust the PAN controls to accentuate the lead tracks, but do not overpower the background. As an example, assume a stereo field with the far left at 0°, center at 90°, and far right at 180°. Percussion could be

placed at about 135° (midway between center and far right), rhythm guitar at 45° (midway between far left and center), and vocal trio at 90°.

For a permanent two-track recording, the output of the mixer can be connected to the inputs of another tape deck for recording. If another tape deck is not available, the mixer settings can be recorded on the tape box so that the selection can be played back at any time by simply adjusting the mixer controls in accordance with the written-down settings.

The Expanded System. With the addition of an identical tape deck to the basic system and expansion of the patch panel (if necessary) to accommodate the new deck, your recording capabilities can be greatly increased. The expanded system greatly reduces the need for sound-with-sound recording.

Using the same basic techniques applied for the basic system, an example of using the expanded system is shown in Table II. The voices on this recording include drums, bass guitar, "stereo" rhythm guitar, dual background instrumental, vocal trio, and lead instrument. There are 10 separate tracks of program material!

Let's call the two tape decks A and B. Starting with deck A, record the drums on channel 4 and the bass guitar on channel 3. Channels 1 and 2 can then be used to record the stereo guitar. A flanger (a variable analog electronic delay line), allows you to introduce an ef-

SUGGESTED READING

Microphones: Design and Application, by Lou Burroughs, 260 pages, \$20 hard cover, \$12.95 soft cover (postpaid). Sagamore Publishing Co., 1120 Old Country Road, Plainview, NY 11803.

Sound Recording, by John Eargle, 327 pages, \$16.95 hard cover (postpaid on prepaid orders). Van Nostrand Reinhold Co., 450 W. 33rd Street, New York, NY 10001.

Handbook of Multichannel Recording, by Alton Everest, 322 pages, \$10.95 hard cover, \$7.95 soft cover (postpaid on prepaid orders). Tab Books, Blue Ridge Summit, PA 17214.

Modern Recording Techniques, by Robert Runstein, 368 pages, \$9.95 soft cover plus \$0.50 postage. Howard W. Sams & Co., Inc., 4300 W. 62nd Street, Indianapolis, IN 46206.

The Recording Studio Handbook, by John Woram, 496 pages, \$35 hard cover (postpaid). Sagamore Publishing Co., 1120 Old Country Road, Plainview, NY 11803.

Reprint Series

Many important articles covering a variety of interests in the broad field of electronics are published in POPULAR ELECTRONICS. Reprints of selected articles and test reports are now available in the event that you missed some you would like to have for reference or study purposes—or for projects you wish to build. Reprints in this series are only \$1 each (*75c for those marked with an asterisk.) Minimum order is \$2.

TABLE II—TYPICAL RECORDING PROCESS FOR EXPANDED SYSTEM

Step	Channel				Tape/Source				Multisync				Deck		Notes
	1	2	3	4	1	2	3	4	1	2	3	4	A	B	
1	Blank	Blank	Blank	Drums (mike or line)	T	T	T	S	O	O	O	O	●		Normal = O Multisync = X
2	Blank	Blank	Elec. base (mike)		T	T	S	T	O	O	O	O	●		
3	Flanged Guitar (mike)	Flanger output (Mike or Line)			S	S	T	T	O	O	X	X	●		Guitar input to ch 1 & flanger input Ch 1-4, Deck A mixed down thru mixer. Out of mixer to line inputs of Ch 3 & 4, Deck B
4					T	T	T	T	O	O	O	O	●		
5	Vocal, Part 1 (mike)	Blank	Mixdown left	Mixdown right	S	T	T	T	O	O	X	X	●		
6	Line Output	Vocal, Part 2 (mike)			T	S	T	T	X	O	X	X	●		
7	Vocal, Part 3 (mike)	Line Output			S	T	T	T	O	X	X	X	●		Add echo to ch 1
8		Lead instr. (mike or line)			T	S	T	T	X	O	X	X	●		Add echo as desired Ch 1-4 deck B mixed down thru mixer. Output of mixer to line inputs of Ch 1 & 2, deck A.
9					T	T	T	T	O	O	O	O	●		

Notes: (1) In step 4, input guitar (thru preamp) to ch 5 of mixer. Monitor ch 3 & 4 of deck B in "Source".

(2) In Step 9, monitor ch 1 & 2 of deck A in "Tape".

(3) Channel being recorded: Step: 1 2 3 4 5 6 7 8 9
Channel being recorded: 4, A 3, A 1 & 2, A 3 & 4, B 1, B 2, B 1, B 2, B 1 & 2, A

(4) () signifies the input connector to be used.

fect sounding like two individual performers located at opposite sides of a large reverberant room with the listener in the center. The sound produced also appears to "swirl" around you, creating a very pleasing effect. The guitar is connected directly to the inputs of deck A's channel 1 and the flanger. The output of the flanger is routed to the input of channel 2 on tape deck A. Both tracks are recorded simultaneously.

Now that all four of deck A's tracks are occupied, they can be mixed down and recorded on channels 3 and 4 of deck B to create a full stereo instrumental background. During the mixdown, an additional instrument is added by connecting it to the mixer's channel 5. Because the signal level at the channel-5 input will be about one-tenth the level at the outputs from deck A, some preamplification should be introduced. A suitable preamplifier is shown schematically in Fig. 9.

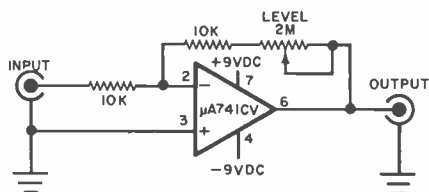


Fig. 9. Schematic of a suitable preamplifier circuit.

MARCH 1978

For our purposes, channel 5 will always be used in this mode, so the preamp can be permanently wired in the mixer.

Now, concentrating on deck B, the remainder of the tracks will be recorded. The vocal trio is recorded as in the basic system described above. The final lead instrumental track can also include half of the dual instrumental background since both are never present at the same time. The other half of the dual instrumental background was recorded through channel 5 of the mixer during the mixdown from tape deck A.

Once completed, the performance can be mixed down to a two-track stereo format on deck A to create the finished product. Note that the final version is in full stereo and includes 10 separate performers. That's quite an accomplishment for a one-man band!

Closing Comment. The very nature of the intricate recording process makes it appear to be confusing at first glance. The sequential procedure we have outlined here can be used as a guide.

Always bear in mind that, with as many as 10 separate parts in the final recording, all parts must be balanced in volume and location in the stereo image. This can be accomplished with relative ease, but it requires practice. ◇

SPECIAL ARTICLES

AUDIO

1. How The New FTC Hi-Fi Rules Affect You
2. How To Evaluate Tape Recording Specs
3. A New Standard For FM Tuner Measurements

COMPUTER

7. How To Select A Microcomputer
8. Ins & Outs Of Computers For Beginners
- COSMAC "ELF" SERIES (Reprint #'s 4, 5, 6, & 17)
4. Low Cost Experimenter's Microcomputer
5. Experimenter's Microcomputer/With Hardware Improvements & More Programming Details
6. Microcomputer/How To Expand Memory. Plus More Programs
17. Build The Pixie Graphic Display

CB RADIO

9. CB Specifications Made Easy
10. How To Choose CB Base Station Antennas

OTHER

14. How To Design Your Own Power Supplies
15. The Care & Feeding Of NiCd Batteries
16. Build A Gas & Fume Detector
- LEARNING ELECTRONIC THEORY WITH CALCULATORS SERIES (Reprint #'s 11, 12, & 13)
11. Basic Equations and OHM's Law
12. Reactance, Time Constants And AC Calculations
13. RC Coupling, Basic Amplifier Calculations, and RLC Relationship

*REPRINTS MARKED WITH ASTERISK 75¢;
ALL OTHERS \$1.00. MINIMUM ORDER \$2.00.

Popular Electronics Reprints
P.O. Box 278, Pratt Station
Brooklyn, New York 11205 PE-378

Please send the reprints listed below:

Reprint #	Quan.	Reprint #	Quan.

NUMBER OF REPRINTS ORDERED:

@ 75¢ _____ @ \$1.00 _____

TOTAL ENCLOSED \$ _____ †

(MINIMUM ORDER \$2.00)

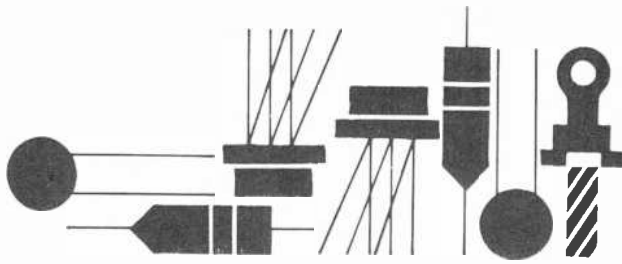
Print Name _____

Address _____

City _____

State _____ Zip _____

†Residents of CA, CO, FL, IL, MI, MO, NY STATE, DC and TX add applicable sales tax. Outside U.S.A. add \$1.00 per order.



Solid State

DIGITAL METER CIRCUITS

ALTHOUGH the majority of analog meters (i.e., scale and pointer types) are not as expensive as corresponding digital instruments, the gap is narrowing; and in some categories, commercially manufactured digital meters are actually *less costly* than their analog counterparts, especially in the more sensitive models. For many experimenters and hobbyists, however, cost is not an overriding factor when considering a new project, as long as it is within their budgetary limits. A considerable number prefer to assemble equipment or instruments "from scratch" even though commercially built products with similar performance specifications are available for about the same prices (or even less). The real pleasure is perhaps more in building and debugging the project than in the final use of the completed equipment. If you're one of this group of enthusiasts and need a digital meter for one or more of your projects, chances are you'd prefer to "roll your own."

By Lou Garner

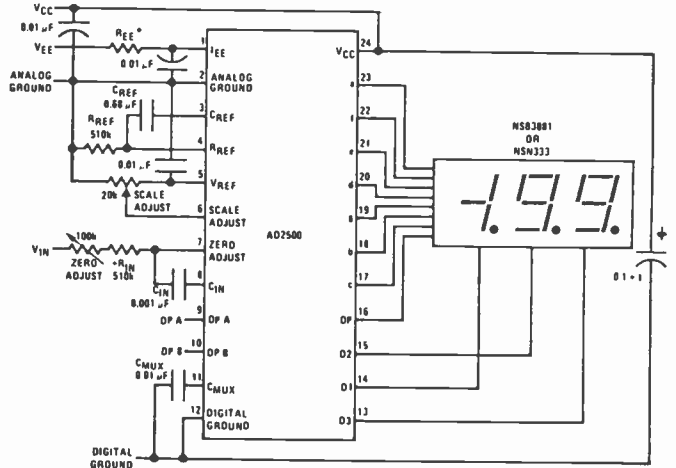


Fig. 1. Simple 2 1/2-digit meter circuit suggested by National Semiconductor.

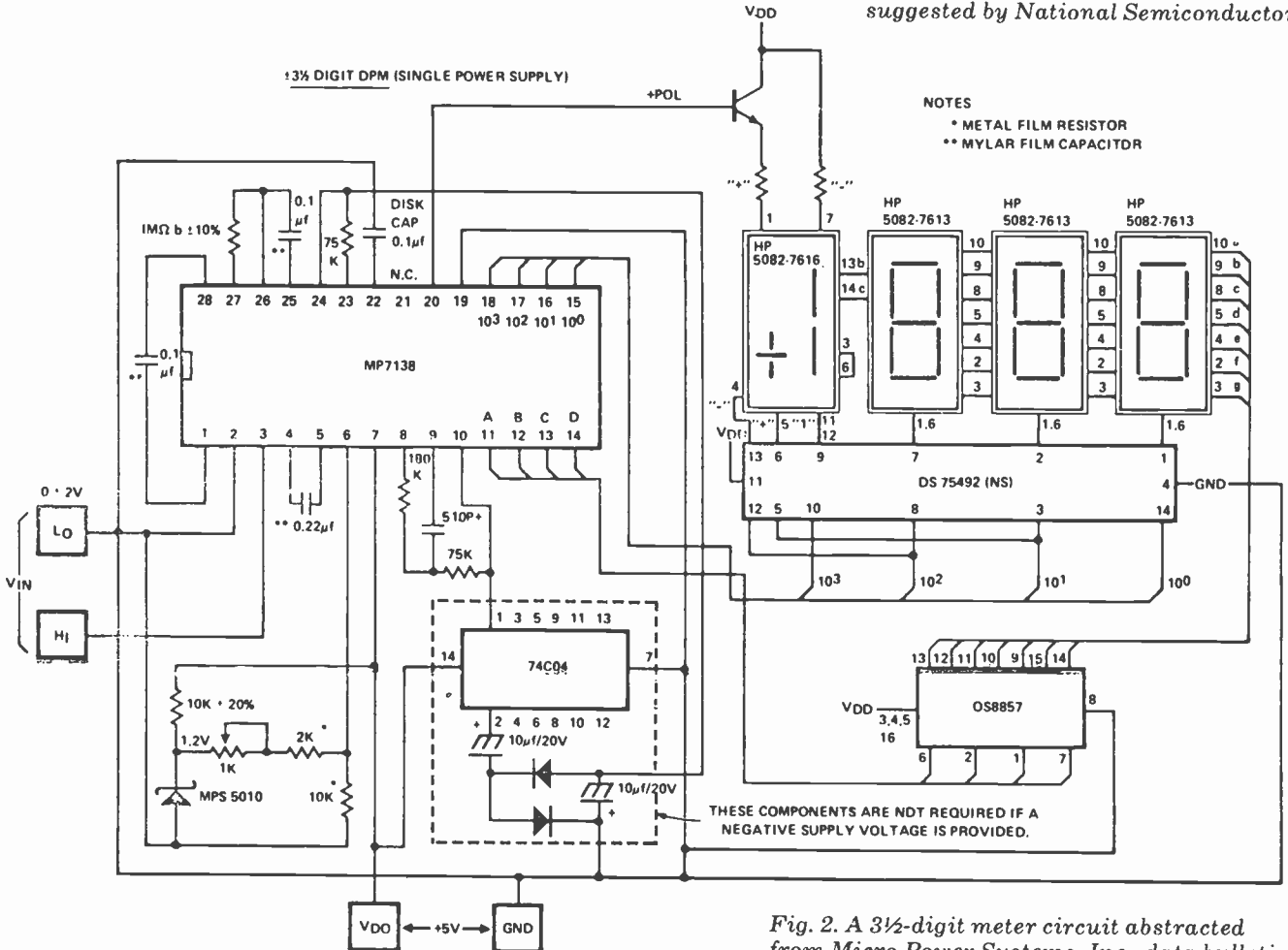


Fig. 2. A 3 1/2-digit meter circuit abstracted from Micro Power Systems, Inc., data bulletin.

Typical 2½- and 3½-digit meter circuits suggested by various semiconductor manufacturers are illustrated in Figures 1 through 4.

A word about "½ digits." Normally, each digit in a readout display represents a significant figure and can be any number from "0" to "9." Thus, a 2-digit instrument can provide readouts from "0" to "99" or decimal fractions thereof, depending on the instrument's sensitivity, number of ranges, and decimal-point placement. Whether the displayed reading is .01, .09, .99, 9.9 or 99, however, there can be only two significant figures. By adding the "half" digit—in reality a "1" with, sometimes, a polarity sign—the readout will display up to three significant figures for most applications. While a 2-digit instrument can furnish readings of only 0 to 99, then, a 2½-digit design can display readings from 0 to 199. Generally, the added cost and circuitry required to supply the extra ½ digit is nominal compared to that of providing a full 0 to 9 digit, hence the popularity of ½-digit circuits.

Featured in a four-page data bulletin published by the National Semiconductor Corporation (2900 Semiconductor Drive, Santa Clara, CA 95051), the 2½-digit meter circuit shown in Figure 1 requires only two active devices: an ADD2500 (DS8700) single-chip meter IC and a common-cathode 2½-digit LED readout similar to the NSB3881 or NSN333. The design requires +5-V (V_{CC}) and -15-V (V_{EE}) dc sources for operation and, with the component values specified, has an input impedance of better than a half megohm while offering a full-scale reading of up to 1.99 volts at an accuracy of $\pm 1\%$. Specified for operation over the range from 0°C to +70°C, the ADD2500 is supplied in either a side-brazed ceramic or Epoxy B plastic 24-pin DIP. It includes on-chip provisions for auto-polarity selection and identification, overrange and underrange output indication, LED segment and digit drivers, and programmable decimal-point selection. In addition, the device contains an internal clock and a built-in temperature-compensated reference source.

In operation, the ADD2500 utilizes a dual voltage-to-frequency (V/F) technique for analog-to-digital conversion. One V/F converter serves to develop a continuous signal with a frequency proportional to R_{IN} , C_{IN} , the zero adjust resistance, and the input voltage plus a fixed 3 volts. The second V/F converter acts both to provide a sample window and to determine the conversion rate for counting the input frequency. Since the output frequency of the first V/F converter is directly proportional to the input voltage, as modified by fixed constants, counting this signal for a known interval provides a digital signal which is also proportional to the input voltage. From this point, conventional digital logic is used to develop the output drive signals for the readout display. Auto-polarity selection is achieved by an offset counter controlled by analog inputs referenced to a -3-volt level, permitting the instrument to accept both positive and negative input voltages.

With neither layout nor lead dress overly critical, the digital meter circuit should not be too difficult a project for the average experimenter. The circuit can be assembled using either pc or perf board construction techniques. The data bulletin cautions, however, that a *single* connection point should be used for both the analog and digital grounds to avoid possible ground-loop problems. After assembly and check-out, the following calibration procedure is recommended:

1. Using an accurate voltmeter, adjust the SCALE ADJUST potentiometer for -3 volts at pin 5 (V_{REF}).
2. With V_{IN} at analog ground, adjust the ZERO ADJUST potentiometer for a display of ".00."

3. With 1.90 volts applied to V_{IN} , readjust the SCALE ADJUST for a display of "1.90."

4. Repeat steps 2 and 3, as needed, to achieve an optimum balance between the two adjustments.

Offering a greater challenge for the more experienced hobbyist, the 3½-digit meter circuit shown in Fig. 2 was abstracted from a six-page technical brochure issued by Micro Power Systems, Inc. (3100 Alfred St., Santa Clara, CA 95050). Using an MP7138 monolithic CMOS A/D converter IC, the circuit is designed for operation on a standard single-ended, 5-volt dc power supply. Supplied in both plastic and ceramic 28-pin DIP's, the MP7138 includes an on-chip clock and all the circuitry needed to provide a multiplexed BCD output with auto-zero, auto-polarity, and display hold features, the latter implemented by applying a logic "0" to pin 21. The device is specified for operation from -40 to $\pm 85^\circ\text{C}$ and needs only 10 mW, typical, in most applications. With an extremely high input impedance, the IC requires an input current of only 10 pA.

In addition to the MP7138, the digital meter circuit employs a DS-8857 BCD-to-7-segment LED driver, a DS75492 MOS-to-LED hex digit driver, four HP 5082 series LED displays, and a 74C04 hex inverter, plus an MPS5010 zener, a general-purpose npn transistor, and two general-purpose diodes. The 74C04 hex inverter, the two general-purpose diodes, and a pair of 10- μF , 20-V electrolytics are used as part of a negative voltage power supply which is not required if a dual $\pm 5\text{-V}$ dc source is available.

The MP7138 utilizes a dual-slope analog-to-digital conversion technique. In principle, the dual-slope technique involves

Field Service Technicians

We have immediate openings for people with technical training and one or more years of experience in the maintenance and repair of electronic equipment. These positions require travel ranging from a few days to several months at a time. Duties will involve using your technical knowledge and the latest test equipment to troubleshoot, diagnose and repair a broad range of sophisticated PABX and central telephone office equipment.

We offer excellent starting salaries and company benefits. If qualified, please send complete resume including salary history to Tom Edminson, ITT Telecommunications, 2000 S. Wolf Rd., Des Plaines, Illinois 60018.

TELECOMMUNICATIONS 

Switching Center

An Equal Opportunity Employer, M/F

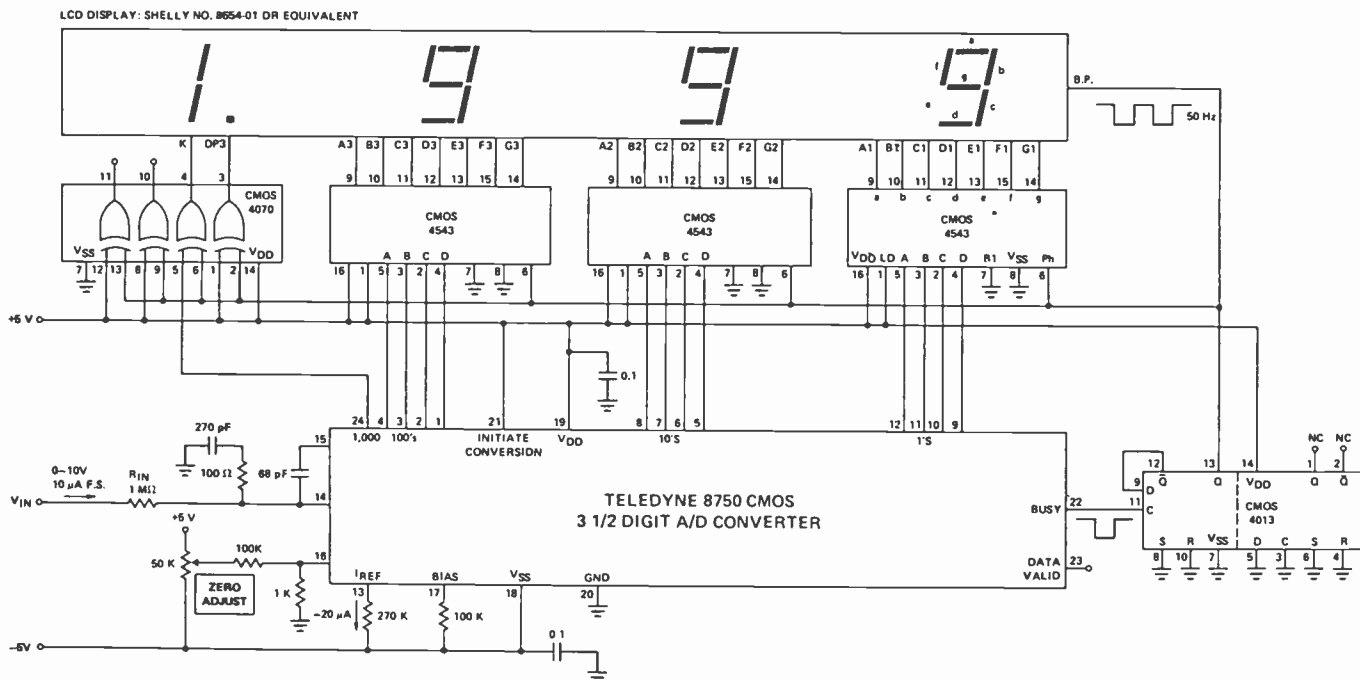


Fig. 3. Teledyne's 3½-digit meter circuit uses an LCD readout. Requiring only 20 mW, a full-scale reading indicates input of 10 volts.

the conversion of the input signal voltage to a proportional time interval, which is then measured digitally. This is accomplished by integrating the input signal for a fixed period and then applying a reference voltage of opposite polarity to the integration capacitor, causing it to discharge at a known rate. The discharge interval, converted to a digital number, is proportional to the average input signal voltage during the initial charge period. The conversion rate is determined by the circuit's clock frequency, with the MP7138 capable of making up to 15 conversions per second.

With the component values specified in Fig. 2, the meter has a full-scale range of 1.999 V, providing a typical accuracy of $\pm 0.05\%$ of reading. The display blanks automatically when the input voltage exceeds the full-scale range. If desired, the instrument's sensitivity may be increased to obtain a full scale range of 199.9 mV. This is achieved by replacing the capacitor between pins 1 and 28 with a 0.47- μF unit, by replacing the capacitor between pins 4 and 5 with a 0.47- μF unit, by replacing the resistor between pins 26 and 27 with a 100,000-ohm unit, and by readjusting the reference voltage applied to pin 6. For a nominal "2-volt" full-scale range, a 1.0-volt reference voltage is used (pin 6), while a 0.1-volt reference is used for a nominal "200 millivolt" range.

As the first circuit discussed, the 3½-digit meter may be assembled using the builder's choice of construction techniques, with both pc and perf board methods acceptable. Naturally, the customary precautions should be observed to avoid damage to the CMOS devices. After assembly and check-out, the only adjustment required is the reference voltage applied to pin 6, which should be set precisely for 1.0 V for a 1.999 V full-scale range or at 0.1 V for a 199.9 mV range. The negative voltage power supply (including the 74C04, two diodes and two 10- μF capacitors) may be omitted if a dual dc power supply is used by connecting the -5-V source to pin 24.

If your intended application requires the lower power consumption of an LCD readout as compared to an LED display, you may prefer the 3½-digit meter circuit illustrated in Fig. 3.

Described in the 6-page data bulletin for the 8750 A/D converter IC published by Teledyne Semiconductor (1300 Terra Bella Ave., Mountain View, CA 94043), the circuit uses this device in conjunction with a Shelly No. 8654-01 readout, a 4013 dual D flip-flop, a 4070 quad 2-input exclusive-OR gate, and three 4543 BCD-to-seven segment latch/decoder/drivers. The 8750 is a CMOS device supplied in 24-pin ceramic or plastic DIP's. Requiring only 20 mW, typical, for operation, the A/D converter provides a full-scale reading with an input current of only 10 μA , permitting the user to change the voltage range simply by changing the value of the input scaling resistor. With the value specified in the diagram (R_{IN} , 1 megohm), a full-scale reading indicates an input of 10 volts. The device does not have an auto-polarity circuit and requires a positive input voltage with respect to circuit ground.

Within the 8750 device, the analog-to-digital conversion is achieved using an incremental charge balancing technique. In operation, an amplifier integrates the sum of the applied (input) current and pulses of a reference current for a fixed number of clock periods. The reference current is of opposite polarity compared to the input current. The number of reference current pulses (charge increments) needed to maintain the amplifier summing junction near zero during the conversion period is counted. At the end of conversion, the total count is latched into the digital outputs in a 3½-digit BCD format. The number of pulses needed to maintain the charge balance near zero during each conversion period is, of course, directly proportional to the input current (or voltage). The 8750 makes approximately 100 conversions per second.

Requiring a dual $\pm 5\text{-V}$ dc power source for operation, the 3½-digit LCD meter circuit may be assembled using any standard construction technique, provided the usual care is exercised to avoid damage to the CMOS devices. The value of the input scaling resistor (R_{IN}) is determined by the full-scale voltage range required, based on an input of 10 μA for a full-scale readout. A precision resistor should be used for R_{IN} or, if preferred, a small potentiometer, permitting a precise ad-

justment of the full-scale reading. Other than the scaling resistor, the only other adjustment required is that for zero input, made with the ZERO ADJUST potentiometer.

Reader's Circuit. Peter Stys (44 Massey St., Brampton, Ontario, Can. L6S 2W3), an electric guitar enthusiast, was unhappy with the results obtained from various fuzz boxes he had tried with his instrument. None, he felt, provided the real "pro" sound he wished to achieve. So, he decided to tackle the problem head-on and design his own unit. His fuzz box circuit is illustrated in Fig. 4. Suitable for operation on dual dc power supplies from ± 5 to ± 18 volts, the design uses inexpensive, readily available, standard components and can be duplicated quite easily by the average hobbyist in one or two

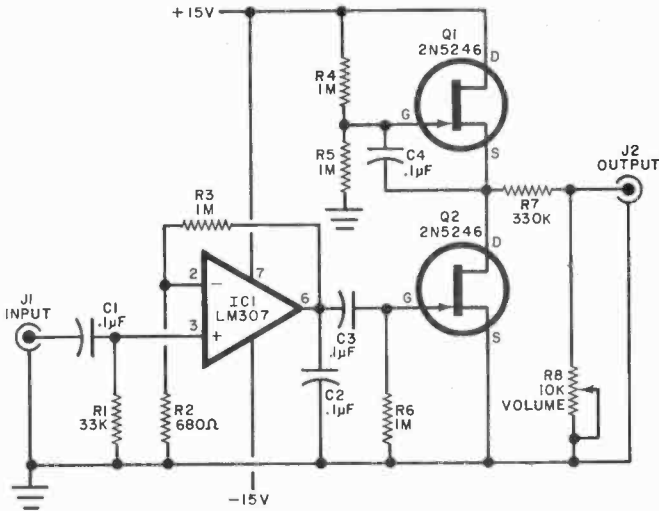


Fig. 4. Reader's fuzz-box circuit amplifies guitar's signal until clipping occurs and then overdrives output stage.

evenings. According to Peter, his unit changes the tones produced by an unaided electric guitar to sounds similar to those produced by an electronic music synthesizer.

For the uninitiated, old timers, and classical music lovers, a "fuzz box" is not a care package for police officers but a device used to introduce distortion deliberately in a sound system in order to create special effects. The device may be as simple as one or two diodes used to clip the signal or as complex as a multistage amplifier. In operation, Peter's circuit achieves the desired effect by amplifying the signal from the guitar's pick-up until clipping starts to occur and then overdriving a dual JFET output stage.

Neither parts placement nor the wiring dress should be overly critical and, therefore, prospective builders can use their choice of construction techniques when duplicating Peter's design. Except for VOLUME control, R8, all resistors are half- or quarter-watt types, while the capacitors are all low-voltage ceramic or plastic-film units. Either an integral or separate dc source may be used as a power supply, at the builder's option. If a lower voltage (below ± 15 V) supply is used, it may be necessary to reduce R7's value for optimum performance. Although not shown on the schematic diagram, most builders probably will include a combination ON/OFF and system bypass switch in their models. In practice, the fuzz box is connected between the guitar's pick-up (microphone) and the audio amplifier's preamp (or input jack). ◇

XIMEDIA PRESENTS The Perkin-Elmer Fox-1100



The Low-Cost, Not-So-Dumb CRT
Fully Assembled and Tested—\$1,295.00

Ximedia Corporation stresses reliability and performance at an affordable price. That requires literally hundreds of product evaluations. It also requires a strong commitment to selling only those components which have operated dependably in business or professional applications. The Perkin-Elmer FOX-1100 has that kind of track record. And it has the following features:

- 80 characters by 24 lines
- Resettable tab stops
- Numeric key pad
- Highly readable 9 x 12 dot matrix
- Hooded, anti-glare screen
- Upper and lower case
- Black-on-white/
white-on-black display
- Transparent mode—displays
control characters
- Direct cursor addressing
- Typamatic auto repeat
- Local service centers

All in all, the FOX is a superior terminal designed for the serious user and built to take the abuses of day in day out use at a price the economy-minded user can afford.

XIMEDIA

1290 24th Avenue
San Francisco, California 94122
(415) 566-7472

CONVENIENT ORDERING: Prepaid, Mastercharge, and Visa orders shipped free. Others freight collect. Most orders shipped from stock. If not, we will notify. California residents add 6% sales tax. For information packet covering full Ximedia product line, send \$1.

CIRCLE NO. 55 ON FREE INFORMATION CARD

Train with NTS for the MicroComputers, digital the first name



MicroComputers

The world of electronics is daily becoming more challenging. Technology is growing more specialized, and the importance of digital systems increases every day. Test instruments, home entertainment units and industrial control systems are all going digital. And now, NTS training programs include a wider choice of solid-state and digital equipment than ever before offered in any home study course: Advanced NTS/Heath digital color TV (25" diagonal with optional programming capability), NTS/Heath microcomputer, digital test equipment, digital stereo receiver (70 watts per channel), NTS compu-trainer, plus much more state-of-the-art equipment to make your training exciting and relevant.

The equipment you receive with NTS training programs is selected to provide you with a solid

background in electronic systems. Kits and lessons are designed to work together to demonstrate electronic principles and applications. The kit-building not only shows you how electronic hardware functions, but how various circuit designs accomplish different purposes. Your lessons guide you through any number of experiments associated with many projects. This is the Project-Method, and it works. Step-by-step, you learn how and why digital electronics has become a part of our world, and the even bigger role it is sure to play in the future.

Whether you are looking for training in Consumer, Commercial, or Industrial electronics, NTS offers fourteen courses, some basic, many advanced, in several areas of electronics. An all-new full-color NTS catalog shows you what each course covers,

electronics of the future.

systems and more...from
in home study.



and every piece of equipment included.

Send for it today, and see for yourself what's really happening in electronics training technology at NTS. Find out how much has changed, and what new directions the field is taking. You'll probably want to be a part of it.

It's free. Just mail the card or coupon. Today.

**NO OBLIGATION. NO SALESMAN WILL CALL.
APPROVED FOR VETERAN TRAINING.**

NATIONAL  SCHOOLS

TECHNICAL-TRADE TRAINING SINCE 1905
Resident and Home-Study Schools
4000 South Figueroa St., Los Angeles, Calif. 90037

NATIONAL TECHNICAL SCHOOLS Dept. 205-038
4000 South Figueroa Street, Los Angeles, California 90037

Please send FREE Color Catalog and Sample Lesson.

- Color TV Servicing
- B & W TV and Radio Servicing
- FCC License Course
- Electronic Communications
- Electronics Technology
- Audio Electronics Servicing
- Digital Electronics
- MicroComputers/MicroProcessors

Name _____

Address _____

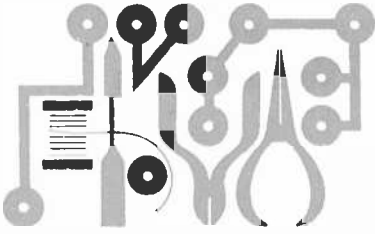
Apartment Number _____ Age _____

City _____

State _____ Zip _____

Check if interested in G.I. Bill information.

Check if interested ONLY in classroom training in Los Angeles.



Experimenter's Corner

By Forrest M. Mims

THREE-STATE LOGIC

IF YOU want to stay abreast of the latest developments in digital logic and microprocessor technology, you need to know something about three-state logic. This month, we're going to experiment with circuits that will teach you the basics of three-state logic in an hour.

Suppose you need to connect the outputs from two or more gates to a common terminal, perhaps the input to another gate. This is OK in the unlikely event *all* the outputs are consistently low or high; but what happens if the outputs are at different logic states? Obviously, it's not possible to place logic 0's and 1's on a common terminal without creating mass confusion—and possibly damaging one or more gates.

Three-state logic provides an efficient solution to this design problem. The output of a conventional logic gate is *always* low or high as long as power is applied. A three-state gate, however, employs a clever circuit that effectively isolates the gate from the output terminal. This requires that a special control terminal called the *enable input* be added to the gate.

Figure 1 shows two buffers with three-state outputs. When their enable inputs are activated, these buffers pass the logic state of their inputs to their outputs. When the buffers are not enabled, the outputs enter a high-impedance state. This high-impedance output state means the outputs of a dozen or more buffers (or any other three-state logic

gate) can be connected to a common terminal if only one is enabled at any one time.

Many digital circuits, particularly microprocessors and memories, use common terminals called *buses* to transmit binary bits or words (a group of bits). Thanks to three-state logic it's possible to connect many different circuits to a common bus so long as one simple rule is followed: The output of only *one* circuit connected to a bus can be enabled at any one time. If more than one output is enabled, logic 0's and 1's will be placed on the bus at the same time, and we're back to the problem that first caused us to employ three-state logic.

We'll look at three-state buses again later. First, let's get some hands-on experience with a three-state buffer.

Three-State Buffer Demonstrator. Figure 2 shows a simple circuit you can quickly build on a solderless breadboard to demonstrate how three-state logic works. It uses one of the gates in a 74125 quad three-state buffer. The two LED's indicate the logic state applied to the input of the buffer when the enable input is at logic 0. When *LED1* is on, the input is low. When *LED2* is on, the input is high.

When the enable input is high, the output of the buffer enters and remains in the high-impedance state irrespective of the logic state at the buffer's input. Both LED's will then glow at about half

their normal brightness, conducting a limited amount of current along the path between 5 volts and ground through the series resistors and the LED's.

Here's a truth table that sums up the operation of the demonstrator circuit:

Enable	Input	Output	
		LED1	LED2
0	0	ON	OFF
0	1	OFF	ON
1	0	*	*
1	1	*	*

*Both LED's at half brightness.

Three-State Multiplexer. A multiplexer is a data selector. Apply an appropriate input select signal and one of several inputs will be applied to a single output. Figure 3 shows how you can make a 4-to-1-line multiplexer from a quad, three-state buffer like the 74125. The enable inputs of the buffers are used as the data select inputs. Remember, only one buffer can be enabled at any one time. With that in mind, here's the truth table for the multiplexer:

Data Inputs				Data Select			Output	
A	B	C	D	A	B	C	D	
0	X	X	X	0	1	1	1	0
1	X	X	X	0	1	1	1	1
X	0	X	X	1	0	1	1	0
X	1	X	X	1	0	1	1	1
X	X	0	X	1	1	0	1	0
X	X	1	X	1	1	0	1	1
X	X	X	0	1	1	1	0	0
X	X	X	1	1	1	1	0	1

Note: The X means "don't care"; the input can be either a 0 or 1.

If you build the circuit in Fig. 3, you can apply the data select inputs with a 4-position rotary switch (rotating contact connected to ground) or a 1-of-4 decoder like half of a 74139. The decoder will condense the data select inputs to four 2-bit addresses.

Three-State Bus Demonstrator.

Figure 4 shows a simple circuit that will teach you how a three-state bus works. The circuit uses a 74173 4-bit data register with a built-in, three-state output buffer. This means you can connect both the inputs and outputs of the register to the same bus (!) and control the transfer of data into and out of the register by applying appropriate signals to the register's read and write inputs.

For best results, build this circuit on a solderless breadboard. Use four rows of adjacent terminal receptacles for the bus and an 8-position DIP switch for the data input and control switch. To write a data word into the register, place the word on the bus by loading it into the first

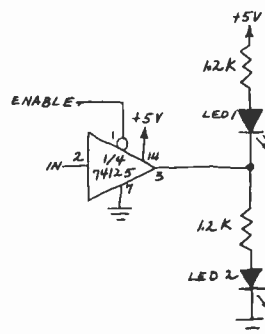
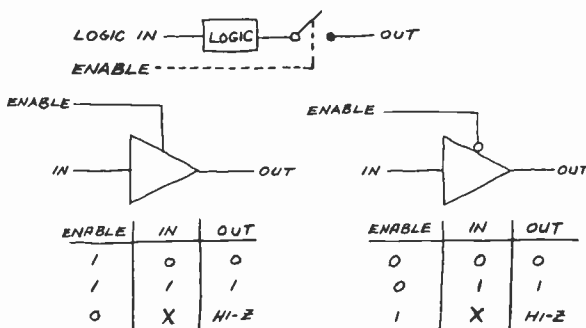


Fig. 1. Two three-state buffer configurations (left).

Fig. 2. Three-state buffer demonstrator (right).

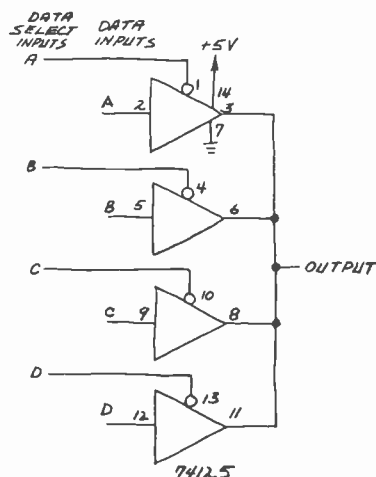


Fig. 3. Three-state multiplexer.

four poles of the DIP switch (let on = 1 and off = 0) and turning switch 8 on. The LED's will display the word you've switched into the input (LED one = logic 1 and LED off = logic 0).

The register will accept a data word from the bus when the WRITE input is low and the positive edge of a clock pulse arrives at pin 7. Prepare to load the data word into the register by turning switches 6 and 7 on. Then apply a clock pulse by turning switch 7 off. This disconnects the CLOCK input of the 74173 from ground, which is the equivalent of applying a positive pulse (unconnected TTL inputs go high). Don't worry about extra clock pulses from the bouncing that occurs when you throw the switch. The data word is copied on the first ris-

ing bounce, and any subsequent bounces simply recopy the same word.

After the data word is written into the 74173, turn switch 8 off to remove the input data from the bus. Then turn switch 6 off. To see the word stored in the register, just turn switch 5 on. This will activate the READ input of the 74173 and connect the register's output to the bus. This will display the stored word.

Going Further. You can expand the three-state demonstrator by adding a second 74173 to the data bus. You can connect the CLOCK input of the new register to the CLOCK input of the original 74173, but you'll need a couple of switches on a second DIP switch for the additional READ and WRITE inputs.

Can you think of a practical use for the three-state bus demonstrator? A bus system like this can send data between registers in either direction. Therefore, it's often called a *bidirectional data bus*. If that rings a bell, it's because the bidirectional data bus is used in most microprocessors. In fact the simple three-state bus demonstrator we've been experimenting with is functionally equivalent to part of a microprocessor.

In a real microprocessor, of course, the signals that activate the control inputs of the various registers and circuits are automatically supplied by a circuit called a *controller*. The signals from the controller are binary bit patterns called *microinstructions*. ◇

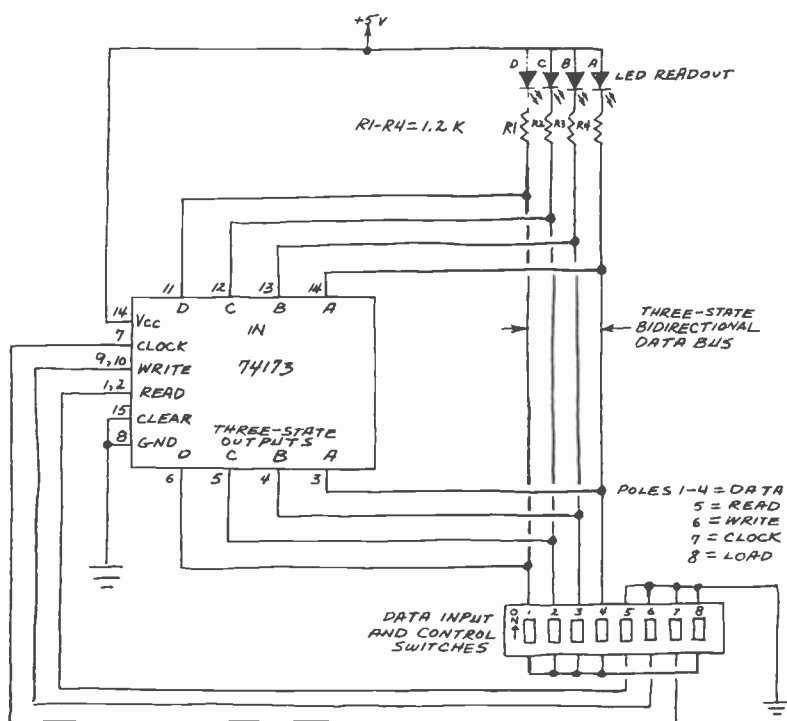


Fig. 4. Three-state bus demonstrator.

MARCH 1978



Sol small computer systems. They're the real thing.

Use Sol computer systems for scientific and business applications — not just entertainment.

Visit your Sol dealer soon. He can show you how the Sol in conjunction with our new Helios II Floppy Disk System can often do the same job as fast or faster than typical minicomputers at about one-third the price.

Sol systems are complete. Keyboard, interfaces, RAM and ROM memory, and a complete, well written manual are all there. As a standard software package, each Sol comes with our own BASIC/5 language. At modest extra cost, Extended BASIC, Assembler, PILOT* FORTRAN* and FOCAL as well as game software are also available. Processor Technology backs up its products with an excellent warranty and support program after they're out in the field.

• Sol 20/8 Terminal Computer with 8192 bytes of RAM memory and SOLOS module (ROM).

Factory Assembled/Tested \$1850
Kit \$1350

• Sol System II includes Sol-20/16 with 16,384 bytes of RAM memory and SOLOS module (ROM), video monitor, cassette recorder, and BASIC/5 cassette.

Factory Assembled/Tested \$2250
Kit \$1825

• Sol System III includes Sol-20 with 49,152 bytes of RAM memory and BOOT-LOAD module (ROM), Helios II Model 2 Floppy Disk System with Extended Disk BASIC, and video monitor.

Factory Assembled/Tested \$5750

*Available soon.

Processor Technology

Processor Technology Corporation,
Box 1, 7100 Johnson Industrial Drive,
Pleasanton, CA 94566. Phone (415) 829-2600.

CIRCLE NO. 41 ON FREE INFORMATION CARD 85



By John McVeigh

Have a problem or question on circuitry, components, parts availability, etc? Send it to the Hobby Scene Editor, POPULAR ELECTRONICS, One Park Ave., New York, N.Y. 10016. Though all letters can't be answered individually, those with wide interest will be published.

POPULAR ELECTRONICS

CIRCUITS FOR THE HANDICAPPED

Q. I have been approached by a mute who needs a telephone-activated light. Mutes have teletype devices that they use for talking to each other, but do not like to leave them on unless they have a call. Can you suggest a circuit using a suction-cup telephone pickup coil that will light a lamp when the phone rings?—Walter H. Willey, Denver, CO.

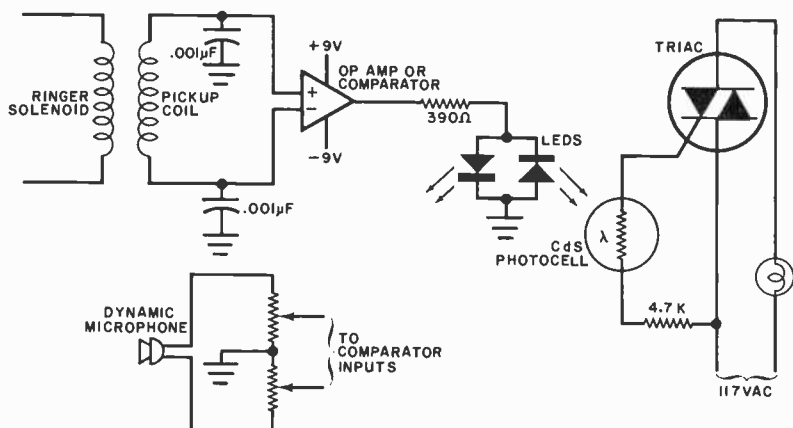
Q. Can you suggest a circuit that will turn on a triac when a digital alarm clock beeper is activated. It's not loud enough for those who are hard of hearing.—Steven Feinsmith, North Woodmere, NY.

A. The circuit shown here will work with either a telephone pickup coil or a dynamic microphone. When the pickup coil is inductively coupled to the ringer solenoid, a voltage will be induced across it, and thus across the inputs of the op amp or comparator. (Any common op amp should be suitable for this application.) The op amp will then cause the LED's to glow and the light from the LED's will de-

crease the resistance of the CdS photocell, turning on the triac and causing the lamp to glow. Alternatively, you could have light from the LED's turn on a phototransistor or LASCR which in turn could energize a relay coil.

The circuit can be modified slightly for use with a dynamic microphone as a sound sensor. You can also use a dual (ganged) potentiometer as a sensitivity control. Use a potentiometer with a resistance greater than or equal to the output impedance of the microphone.

If you want a hardwired circuit, refer to the Tone-Activated Relay in the February 1977 Hobby Scene. This circuit can be modified for triac switching. Replace the relay and diode with a series combination of a resistor and a LED. Connect the cathode of the LED to the collector of Q1, the anode to the resistor, and the other side of the resistor to +V. Choose the value of the resistor to limit the LED current to 15 mA or less: $R = (+V - 1.7 \text{ V})/0.015$. Couple the light from the LED to the photocell, taking care not to let ambient light reach the CdS cell. Connect the photocell, triac, and load as shown here.



LINE FREQUENCY AND CLOCK CHIPS

Q. Could you show me a circuit that will run a digital clock designed for use with 60 Hz off a 50-Hz line.—G.F. McGregor, Hamilton, Ontario, Can.

A. There is no circuit that will do exactly what you want, because the counting and divide-by ratios in the chip's logic circuitry are set up permanently for 60 Hz. However, there is an inexpensive alternative. Several months ago, National Semiconductor introduced its MM5369 IC oscillator divider. This chip, when connected to a few external components, will provide a 60-Hz output. Consequently, many crystal-controlled time-base kits have appeared. Scan the Electronics Marketplace in any recent issue of POPULAR ELECTRONICS and you will find several dealers offering these time bases for about \$5. The time base is in kit form and includes the IC, pc board, quartz crystal, resistors and capacitors.

Although the time base was designed with the 12-volt mobile environment in mind, there's no reason why you can't rectify the 50-Hz ac into the required dc levels, and use the output of the time base to drive the clock counters by applying it to the 60-Hz input pin of the clock chip.

NBS TIME STATIONS

Q. I read several years ago that WWV was building one or two vlf transmitters in the Boulder area to operate at 60 and 20 kHz. Whatever became of these two transmitters—are they still in operation, and if so, at what times?—Thomas Lohr, Biloxi, MS.

A. You are referring to WWVB (60 kHz) and WWVL (20 kHz). WWVB is on the air, broadcasting time, and has a BCD format which can be used to make a nifty digital clock. All you have to do is receive the signal (a 565 PLL IC could be used as a synchronous detector without "tuned" circuits) and apply the BCD to a decoder/driver and display! As for WWVL, I'm not sure if it's still on, but think so. Complete information on the time and frequency services of the National Bureau of Standards can be found in NBS Special Publication No. 236, available for 25¢ from the Superintendent of Documents, U.S. Government Printing Office, Washington, D.C. 20402.



Product Test Reports

B&K-PRECISION MODEL 1820 UNIVERSAL COUNTER

Counts to 80 MHz—doubles as period timer and events accumulator.



IN THE past, most frequency counters were either very expensive and provided a host of features and counting functions or relatively inexpensive and offered a minimum of features and functions. Now there are a number of moderately priced counters offering a good selection of counting modes and features. One of these is the B&K-Precision Model 1820 universal counter that can count up to 80 MHz.

The Model 1820 is actually four precision instruments in one. Its basic mode is frequency counting. In addition, the instrument can be used as a period counter, events accumulator, and as a highly stable crystal-controlled timer for external control functions.

The counter measures 11.6"W × 7.5"D × 3.25"H (29.5 × 19.1 × 7.3 cm) and weighs 2.6 lb (1.2 kg). Its suggested retail price is \$260.

General Description. The Model 1820's input impedance is 1 megohm shunted by 25 pF on all functions. The instrument can tolerate inputs up to 200 volts from 0 to 500 Hz, up to 100 volts from 1000 Hz to 5 MHz, and up to 30 volts to 80 MHz. (All input specifications are for dc plus peak ac.)

The internal 10-MHz crystal-controlled oscillator has a line voltage stability of less than 1 ppm (part per million) with a 10% variation in line potential.

The oscillator's temperature stability is rated at better than 0.001% (± 10 ppm) from 0° to 50° C, and its maximum aging rate is listed at ± 10 ppm/year and ± 1 ppm/month. Settability is to ± 1 Hz. (An external oscillator can be connected via a jack on the instrument's rear panel.)

The Model 1820 has a 7/16" (11.1-mm) high red LED display consisting of six seven-segment numeric indicators. All measurements are displayed on this LED array. In all operating modes, the decimal point, if used, is automatically positioned in the display. Separate discrete LED's come on in the kHz/ μ s and MHz/ms modes.

The frequency-counting mode has a range of 5 Hz to 80 MHz, with autoranging. Resolution in this mode is 0.0001% (1 ppm) on all ranges. The accuracy is specified as that of the time base ± 1 count. Two gate times are provided: AUTO with 10 ms for MHz and 100 ms and 1 s for the kHz ranges, automatically selected by the counter circuit. In the 1-second mode, which is selectable via a switch on the front panel, resolution is specified at 1 Hz on the kHz range.

Although knowing a particular frequency is good, knowing the period of one cycle of a signal is better, since period measurement is much more accurate, especially at the lower frequencies. (Period is the reciprocal of frequency, or 1/f.) In the PERIOD mode, the kHz LED

indicates the period in μ s, while the MHz LED indicates in ms.

On the PERIOD and AUTO functions, the display is one period average (ms) and 10 and 100 period average (μ s). In the 1 SEC mode, it is a 100-period average (μ s indication with 1-ns resolution.) All period measurements are made with the built-in 10-MHz crystal-controlled oscillator. The minimum pulse width for reliable triggering is 200 ns. (The manual that accompanies the counter contains a number of tables for converting popular low frequencies to their corresponding periods. However, if you have a calculator, you can enter the numeric value of the period and press the calculator's 1/x key to obtain the frequency; press the key again, and you have the period.)

The ACCU (accumulate) mode permits measurement of electrical events that occur during a specific time period. It has a range of from 0 to 999999. To use this function, the input signal probe is connected to the source to be counted. Then, each time a signal occurs, it will update the displayed number by one.

The TIME mode allows the counter to display from 0.01 to 9999.99 seconds (2.77 hours) in 0.01-second increments. The circuitry in this mode can be toggled from a switch on the instrument's front panel or from an external TTL or contact closure. The triggering is activated on the rising or falling edge of the signal. A front-panel RESET switch is provided for resetting the display to zero to initiate a new count sequence.

The universal counter is designed to be powered from 105-to-130- or 210-to-260-volt ac, 50- or 60-Hz source. It has a built-on carrying handle that doubles as a tilt stand that can be locked in any of four detented positions for easier operating and viewing.

User Comment. After allowing the Model 1820 to warm up, we coupled it to an r-f signal generator that was zerobeat to WWV on 10 MHz. The counter accurately indicated the zerobeat, with good measurement repeatability. We did, however, note some slight drift after prolonged usage, due no doubt to continued warmup of the instrument. (Initially, we used the instructions provided in the manual to calibrate the counter's internal oscillator after warmup.)

The manual that accompanies the counter is well-written and well-illustrated. In addition to providing a complete discussion of the instrument's operation, it details operation on the various func-

tions, complete with calibration and maintenance details; making debounce systems when using remote switching for elapsed-time measurements; and a number of frequency/period tables, including the even-tempered scale for tun-

ing such musical instruments as electronic organs and synthesizers.


After several weeks of use, we have found the Model 1820 universal counter to be an excellent piece of test and measurement equipment, especially for its

relatively low price for a full-feature counter. It is both reliable and accurate, which are exactly the attributes one most often requires of such an instrument for the work bench.

CIRCLE NO. 104 ON FREE INFORMATION CARD

SBE KEY/COM 1000 MOBILE AM CB TRANSCEIVER

Keyboard system provides scanning, channel selection, and memory capabilities.



BY TAKING advantage of modern technology, the SBE Key/Com 1000 40-channel mobile AM CB transceiver offers a variety of ways in which the channels can be set up. This is accomplished by a colorful calculator-like keyboard on the transceiver's control panel. You can instantly jump to any desired channel. Alternatively, you can step through all channels in either direction. In addition, the transceiver can be put into a scan mode in either direction at a rate of either four or eight channels per second, scan all channels and automatically stop at the first on which there is activity. It can scan as few as two or as many as ten preselected channels. Finally, you have instant access to channel 9 or you can set up on any priority channel in an alternate mode.

Other features include: large numeric LED channel display; r-f, audio, squelch, and delta tune controls; switchable automatic noise limiter (anl) with adjustable threshold and switchable noise blanker (nb); external-speaker jacks and PA operation; illumination dimmer; transmit and receive indicators; line filter; and operation from a nominal 13.8-volt dc, negative- or positive-ground, power source.

The transceiver measures 8 $\frac{3}{4}$ "D \times 7 $\frac{3}{4}$ "W \times 2 $\frac{1}{2}$ "H (32 \times 27.4 \times 6.4 cm). Manufacturer's suggested price, \$279.95.

Technical Details. We did not receive a schematic diagram with our test unit. Hence, our circuit description is based on observation. The receiver employs double conversion to i-f's at 10,695 and 455 kHz. The selectivity at the second i-f is obtained with a ceramic filter. The PLL frequency-synthesis system employs the usual 10,240-kHz crys-

tal-controlled oscillator from which the standard reference signal is derived and which is also used for the second-conversion oscillator.

The voltage-controlled oscillator (vco) at the first mixer operates at a frequency that is 10,695 kHz lower than the frequency of the CB signal. (The more common practice is to have it operate higher in frequency than the CB signal.) This provides somewhat better image rejection and lessens the chance of spurious radiation from the receiver in the vhf range. A microprocessor controls the channel selections and various channel-selection modes.

The transmitter employs the usual driver and power-amplifier stages, the latter terminating in a 50-ohm matching network that maximizes harmonic attenuation and other spurious radiation that can cause interference such as TVI.

The transmitter is modulated by the receiver's audio system, which contains a form of automatic modulation control.

Physically, the transceiver is all black and has a satin-finished chrome trim. The rotary controls are also chrome finished. Miniature toggle switches are provided for activating and deactivating the ANL and NB and for dimming the lights.

The meter movement has an edge-wise design and is mounted vertically. A window for the mode indicators and LED channel display is located to the left of center on the panel. The numeric channel displays are very bright, providing much better than usual visibility under bright external-lighting conditions.

To the left of the indicator/display window is the keyboard that controls channel selection and operational mode. It consists of 11 keys, 10 of which are square and labelled with the numerals 0 through 9 and the last is oblong in shape and is labelled CHANNEL. The key buttons are backlighted so that their legends are easily readable under all lighting conditions. In addition to their 0 through 9 labelling, the square keys have labelling (letters and arrows) for their secondary functions. They also light up in different colors.

To directly set up or instantly jump to any desired channel, first the CHANNEL and then the number buttons that correspond to the number of the desired channel must be pressed. If an illegal channel is selected, the system automatically goes to channel 19, which also comes up first when the transceiver is turned on.

Scanning of all channels at a rate of eight channels/second is accomplished by holding down the 0 or 1 key, depending on which direction you wish the scan sequence to take. (The 0 button's secondary labelling is an open arrow that points upward for upward scanning, while the downward-pointing open arrow on the 1 button indicates a downward direction of scan.) To scan at four channels/second, you use the 2 and 3 keys, which are labelled with closed upward- and downward-facing arrows to indicate the direction of the scan.

To step through the channels one at a time, you momentarily tap 0, 1, 2, 3, etc., according to the desired progression.

To scan through all channels and stop at the first on which there is activity, the squelch is first adjusted to mute the background noise. Then you press the 7 key, which is alternately labelled with an N for normal, and the 5 key, which is also labelled S for scan. The scanning direction is then set by hitting the 0, 1, 2, 3, etc., key as desired.

To scan up to 10 preselected channels, stopping at the first active one, the desired channels are entered into memory by pressing the 8/M (M for memory) key and then the CHANNEL key. Then you enter the number of the channel via the numeric keyboard. Continue this sequence until all desired channels have been entered into memory. Once they are entered into memory, scanning is initiated by muting the squelch and then tapping the 8/M and 5/S keys.

When an incoming signal on a channel on which the scanner has stopped ceases, scanning can be resumed by tapping the 5/S key. To stop the scan at any point, simply tap the 8/M key. Also, if you wish to manually step through the

channels in memory, you can repeatedly tap the 8/M key.

Anything that is in memory is erased when power is turned off. However, a terminal on the rear apron of the transceiver is provided for direct connection of the memory system to the 12-volt supply to prevent erasures from happening if this is desired.

Other transceiver functions are initiated by using the appropriate keys. Space does not allow us to enumerate all of them here, but here is a quick summary. Alternate scanning of two preselected channels is accomplished with the aid of key 6/A (A for alternate), or a priority channel can be set up with key 4/P (P is priority). Key 9/E (E for emergency) sets up channel 9 for instant access when the 9 key is pressed, at which time, all other functions are overridden.

Laboratory Measurements. The receiver sensitivity measured 0.55 μV for 10 dB (S + N)/N over most of the range. It was 0.8 μV at the lower end of the band. These results were obtained with a 1000-Hz test tone modulating the carrier 30%.

The threshold range of the squelch was 0.3 to 2000 μV . The S meter indicated a relative signal strength of S9 with a 100- μV signal. The meter pointer just started to move up-scale with a 0.5- μV input signal. The agc system held the audio output to within 6 dB with a 20-dB r-f signal variation at 1 to 10 μV . Audio varied by 12 dB with an 80-dB input change at 1 to 10,000 μV .

Image rejection measured an excellent 90 dB minimum. The i-f rejection was a good 70 dB, while spurious-signal rejection was a fine 65 to 70 dB. Adjacent-channel rejection and desensitization was 55 to 60 dB.

The overall audio response, referred to 1000 Hz, was +2, +4, +2, -2, -4, -6, and -10 dB at 260, 400, 750, 1200, 1500, 1800, 2400 Hz, respectively. The maximum sine-wave output power we measured was greater than we have become accustomed to, amounting to 8 watts at 7% THD with a 1000-Hz tone and 8% THD with a 400-Hz tone into 8 ohms. Using a 10% THD figure at 1000 Hz, we measured 10 watts of audio output with limiting.

The maximum attainable PA output, using the microphone supplied with the transceiver, was 6 watts. With a higher-output microphone, we expect that the output would have been greater.

Operating from the standard 13.8-volt dc power source, the transmitter deliv-

ered a carrier output of 3.75 watts into 50 ohms. Modulation reached 85% to 90% on the positive peaks and 100% on the negative peaks. At frequencies beyond 1400 Hz, the maximum attainable modulation dropped off gradually, to 50% at 2300 Hz.

Using a 1000-Hz test tone at levels 16 and 25 dB greater than that required for 50% modulation, the adjacent-channel splatter at more than 5000 Hz from the carrier frequency was down 60 and 55 dB, respectively. The THD in both cases was 6%. With voice maintained at a high average level, the splatter was at least 60 dB down, even though the negative peaks occasionally went a bit beyond 100% modulation. With heavy amc action, the voice quality was a little rough at low frequencies. Modulation and carrier shift were slightly upward.

The overall 6-dB response of the transmitter was 450 to 2250 Hz. The output frequency tolerance was ± 22 Hz on all channels.

User Comment. The operation of this transceiver sounds much more complicated than it is in actual use. One quickly gains familiarity with the various controls

so that, in short order, operation becomes instinctive.

Our operational tests revealed that activated-anl dropped the overall signal level 5 to 10 dB with signals less than 1 μV and 4 to 6 dB with signals around 10 μV . This is of little concern since the actual sensitivity of the receiver is not altered. Besides, the signal-to-external-noise ratio is considerably improved; you just have to crank up the volume a bit. In this regard, the degree of attenuation depends on the threshold of the anl, at any setting of which we observed no adverse audio distortion either by ear or by oscilloscope observation.


Bench and on-the-road tests in a vehicle indicated the noise blanker to be more effective on certain types of noise, while the anl does a better job on other types. The latter was exceptionally effective on ignition noise.

In short, this advanced-type mobile rig provides fine overall performance in all departments—signal-handling ability, unwanted-signal rejection, clean and high average modulation, and high audio and PA output. Its other attributes make it an outstanding unit.

CIRCLE NO. 105 ON FREE INFORMATION CARD

FREE McIntosh CATALOG and FM DIRECTORY

Get all the newest and latest information on the new McIntosh Solid State equipment in the McIntosh catalog. In addition you will receive an FM station directory that covers all of North America.



MX 113

FM/FM STEREO - AM TUNER AND PREAMPLIFIER

SEND TODAY!

McIntosh Laboratory, Inc.
East Side Station P.O. Box 96
Binghamton, N.Y. 13904
Dept. PE

NAME _____

ADDRESS _____

CITY _____ STATE _____ ZIP _____

If you are in a hurry for your catalog please send the coupon to McIntosh.
For non rush service send the Reader Service Card to the magazine.

CIRCLE NO. 29 ON FREE INFORMATION CARD

Should your career in electronics go beyond TV repair?

CREI prepares you at home for broader and more advanced opportunities in electronics—plus offers you special arrangements for engineering degrees

There is no doubt television repair can be an interesting and profitable career field. TV repair, however, is only one of the many career areas in the fast growing field of electronics.

As an indication of how career areas compare, the consumer area of electronics (of which TV is a part) makes up less than one-fourth of all electronic equipment manufactured today. Nearly twice as much equipment is manufactured for the communications and industrial fields. Still another area larger than consumer electronics is the government area. That is the uses of electronics in such areas as research and development, the space program, and others.

Just as television is only one part of the consumer field, these other fields of electronics are made up of many career areas. For example, there are computer electronics, microwave and satellite communications, cable television, even the broadcast systems that bring programs to home television sets.

As you may realize, career opportunities in these other areas of electronics are mostly for advanced technical personnel. To qualify for these higher level positions, you need college-level training in electronics. Of course, while it takes extra preparation to qualify for these career areas, the rewards are greater both in the interesting nature of the work and in higher pay. Furthermore, there is a growing demand for personnel in these areas.

Unlike most other home study schools, CREI programs are devoted exclusively to preparing you for careers in advanced electronics. All of CREI programs are college level. And CREI gives you both theory and practical experience in advanced electronics.

Unique Design Lab

A unique feature of CREI training is its Electronic Design Laboratory Program, which trains you to actually design circuits. It also helps you understand the theories of advanced electronics and gives you extensive practical experience in such areas as tests and measurements, breadboarding, prototype construction, circuit operation and behavior, characteristics of electronic components and how to apply integrated circuits.

Career Training at Home

Only CREI offers this unique Lab Program. It is a complete college lab and, we believe, better than you will find in most colleges. The "Lab" is one of the factors that makes CREI training interesting and effective. And the professional equipment in this program becomes yours to keep and use throughout your professional career after you complete the training.

Engineering Degree

CREI offers you special arrangements for earning credit for engineering degrees at certain colleges and universities as part of your home study training program. An important advantage in these arrangements is that you can continue your full time job while "going to college" with CREI. This also means you can apply your CREI training in your work and get practical experience to qualify for career advancement.

Wide Choice of Programs

CREI gives you a choice of specialization in 14 areas of electronics. You can select exactly the area of electronics best for your career field. You can specialize in such areas as computer electronics, communications engineering, microwave, CATV, television (broadcast) engineering and many other areas of modern electronics.

FREE Book

In the brief space here, there isn't room to give you all of the facts about CREI college-level, home study programs in electronics. So we invite you to send for our free catalog (if you are qualified to take a CREI program). The catalog has over 80, fully illustrated pages describing your opportunities in advanced electronics and the details of CREI home study programs.

Qualifications

You may be eligible to take a CREI college-level program in electronics if you are a high school graduate (or the true equivalent) and have previous training or experience in electronics. Program arrangements are available depending upon whether you have extensive or minimum experience in electronics.

Send for this **FREE** Book describing your opportunities and CREI college-level programs in electronics



Mail card or write describing qualifications to

CREI **CAPITOL
RADIO
ENGINEERING
INSTITUTE**


McGraw-Hill Continuing Education Center
3939 Wisconsin Avenue Northwest
Washington, D.C. 20016

Accredited Member National Home Study Council

GI Bill

CREI programs are approved for training of veterans and servicemen under the G.I. Bill.





CB Scene

HANDLING RADIO-FREQUENCY INTERFERENCE

What can you do when a neighbor complains that your CB transceiver is interfering with his TV reception? In all probability you can get yourself off the hook because the odds are that the problem is not your fault. But if you want to stay on good terms with your neighbor, you will most likely have to show him that you are not the cause of the difficulty. For this reason, the FCC suggests that you take all steps possible to determine that your rig is not the cause of radio-frequency interference (RFI) as a result of a deviation from the technical requirements. Besides, a complaint to the FCC might result in your receiving a violation notice, forcing you to have technical tests conducted on your transceiver by a qualified technician.

Is It Really RFI? The first step when someone complains to you is to find out whether or not the problem is indeed caused by RFI. If the neighbor's TV receiver booms out, "What's your 20, Good Buddy?" CB transmissions are obviously involved. But many other symptoms are mistaken for CB-caused interference.

Randomly spaced lines of black and white spots crossing the picture tube of a TV receiver or sizzling or buzzing sounds in the receiver's sound are certainly RFI; but they are caused by electric motors, vehicle ignition systems, and similar electrical devices. They are *not* caused by CB or other radio equipment. Herringbone patterns in the TV picture are most likely caused by nearby FM stations (especially on TV channel 6), according to the FCC. But they can also be caused by CB or amateur-radio transmissions. If the pattern changes with the TV program's sound, however, it is more likely a problem in the TV.

RFI can also appear on a TV receiver's picture tube as a pattern of interference that shifts as the operator talks. Sometimes, the interfering signal will be audible through the TV receiver's speaker, but this is more likely to occur in high-fidelity systems.

If interference appears on TV channels 2, 5, 6, or 9 (especially 2 and 5), CB interference is the likely cause (but it may not be from your transmitter). If the interference appears on all TV channels, or on only one of the unmentioned channels, then CB transmitters can generally be ruled out as the offender.

Keep in mind that the 6-Meter ham band can cause TV channel-2 interference and that channel-6 interference would likely be limited to 40-channel CB rigs with transmissions on one of the 17 new channels.

Is It Your Rig's Fault? When you receive a complaint, the first step is to find out whether or not your CB rig is involved. A quick and easy way to accomplish this is to have your neighbor switch to TV channels on which he normally gets interference while you make brief transmissions on each of the channels you normally use. Keep in constant touch by telephone as you do this.

If the interference comes and goes as you key on and off your rig's microphone, your CB rig is definitely involved.

Your CB rig may be involved in causing your neighbor's TV receiver or hi-fi system to pick up interference, but it still may not be your fault. As long as your transmitter is operating properly, with no more than full legal output power and no excess harmonics, the legal responsibility for clearing up any RFI problems it causes rests with your neighbors who are suffering from them. This does not mean that you, as a good neighbor, cannot help solve their difficulties. Be sure you have their full cooperation, though.

You have the responsibility to ensure that your operation meets all legal requirements. All transmitters radiate harmonics, of course. Unfortunately, the strong second and third harmonics of transmissions on the 27-MHz band fall close to TV channel 2 (54 to 60 MHz) and channels 5 and 6 (76 to 88 MHz), while the seventh harmonic falls right in the middle of channel 9 (186 to 192 MHz). FCC regulations stipulate that to-

day's 40-channel CB transmitters must attenuate these harmonics by at least 60 dB. (Transceivers built before January 1, 1977 must still attenuate the harmonics by at least 50 dB.) Operating a transceiver that radiates harmonics above these levels is illegal.

Sometimes, the cause of excessive harmonic radiation may be as simple as the accidental loosening of the screws that hold the CB chassis to its metal case. Here, a simple tightening of the hardware may be all that is required to effect a cure. If this does not work, try grounding the transmitter to a cold-water pipe or other good earth ground.

The next step is to try a 52-ohm low-pass filter between the transmitter and antenna. The filter will pass CB signals and effectively attenuate the higher harmonic frequencies that cause RFI. Such a filter can also serve as a diagnostic tool when used with a power or SWR meter. To do this, install the meter between the transmitter and a dummy load and measure the output power (or with an SWR bridge, adjust it to the calibration line). Then install the filter between the transmitter and meter and repeat the measurement without retuning the transmitter. If the meter reading decreases, harmonics may be present.

Harmonics may also escape through the power line. If this is the case, a line filter of two capacitors (0.001 microfarads each) will pass the r-f to ground and may prevent this radiation.

Overmodulation can cause RFI, too, since the resultant clipping of the r-f waveform produces a wealth of harmonic and spurious emissions that are commonly referred to as "splatter." This splatter also causes interference on adjacent CB channels. Therefore, the FCC requires that a modulation limiter be built into CB transmitters that are capable of delivering more than 2.5 watts of r-f output, which includes virtually all base and mobile rigs and many hand-held transceivers. It is more likely that overmodulation occurs with 23-channel rigs than with the new 40-channel rigs because manufacturers' CB models are now more closely inspected.

If you have any reason to suspect that your transceiver is overmodulating or radiating excessive harmonics, and if the elementary checks and solutions described above do not solve the problem, have your transceiver checked out by a person who holds a first- or second-class radiotelephone license.

Correcting the Fault. Demon-

POPULAR ELECTRONICS

strating that your CB rig is doing nothing wrong will only partially mollify your neighbors. Helping them cure their problems can make your neighbors positive-ly grateful.

RFI is most likely to enter a TV receiver through its antenna terminals. So, the first step is to look over the TV antenna, lead-in cable, and lightning arrestors (if any). Look for corroded connections and deterioration of the cable. Repair or replace any doubtful connections or cable.

If the RFI persists, check for a signal booster on the antenna mast or on the rear of the TV receiver and determine if the receiver is being fed from a distribution amplifier somewhere in the antenna system. (The amplifiers and high-gain antennas used to boost weak signals in fringe reception areas will also boost the received strength of any local CB harmonics.) If there is such an amplifier, removing it from the system may eliminate the RFI problem. If it does, reconnect the amplifier and ground it to a good earth ground. You may have to house it in a metal case, which can then be grounded. Alternatively, you can install a high-pass filter at the amplifier input.

In systems that use boosters, it is usually advisable to install a second high-pass filter near the TV receiver's antenna input terminals, unless the amplifier is right at the receiver. In systems that do not employ boosters, connect the filter to the receiver's antenna input terminals. Make certain that the filter has the correct impedance: 300 ohms for twin-lead, 75 ohms for coaxial cable.

If the filter's instructions state that the filter must be grounded, use a cold-water pipe or other good earth ground. Proceed with caution, however. If the TV receiver does not have an isolating power transformer, this ground connection must be made through a ceramic disc capacitor rated at 1600 volts or more. The capacitor will bypass the r-f to ground without affecting the ac line voltage on the chassis of the TV receiver.

If interference occurs on only channel 2, it may help to install a tuned filter (such as a 1- μ H choke in series with a 2-20- μ F ceramic trimmer capacitor) across the antenna terminals of the receiver. This filter should be tuned for minimum interference.

The quarter-wave tuned stub is another type of filter that can be installed across the TV receiver's antenna input terminals. Connect the antenna's downlead and the stub to the antenna terminals. (With 75-ohm coax, this will require the use of a T connector.)

For 300-ohm systems, cut the stub to 48" (1.22 m), while for coaxial cable, it should be cut to 37" (0.94 m). Then, while the interference is occurring, trim $\frac{1}{8}$ " to $\frac{1}{4}$ " (3.2 to 5.4 mm) at a time until the interference is eliminated.

If after you exhaust the various remedies enumerated here, the problem is not eliminated or radically reduced, the TV receiver may require internal modifications. These might include installation of an additional stub at the tuner or the addition of filters and/or shunts to certain circuits within the receiver. Since detailed knowledge of the particular TV receiver is required in each case, these modifications should be left to a qualified TV service technician.

Getting More Help The FCC has indicated it has hopes of increasing the harmonic attenuation requirement of CB transceivers from its present 60 dB to 100 dB. But this alone will not solve the interference problems. There has been little TV receiver improvement in combatting interfering signals in the past 20 years, noted Commissioner Robert E. Lee. With 53,292 reported cases of interference to TV receivers, mostly from

CB transmissions, it seems that part of the problem rests with poorly designed TV receivers. Accordingly, the Commission is looking toward manufacturers of TV and audio equipment to upgrade their products' interference rejection capabilities. Meanwhile, if you need additional help for handling RFI problems, the FCC has prepared "How To Identify & Resolve Radio-TV Interference Problems," a handbook that is a good source of information. It is available for \$1.50 (make your check or money order payable to the Superintendent of Documents) from the Consumer Information Center, Dept. 051F, Pueblo, CO 81009. Also, two Interference Handbooks—"TV Interference" and "Audio Rectification"—are available from the Consumer Electronics Group/Electronic Industries Association, 2001 Eye St., N.W., Washington, DC 20006.

In some areas of the country, there are now Local Television Interference Committees dedicated to resolving CB interference problems. You can obtain the address of the nearest Committee by writing to the International CB Radio Operators Association, Box 10-2, Roanoke, VA 24005. ◇

CB Radio Is Dead?

CB radio is alive, well, and stronger than ever. More than 800,000 new CBers were licensed in the past three months. In fact, more exciting things are happening in CB today than happened 18 months ago when all the glamor publicity was being given to the market.

You can keep up to date on all that's happening in CB with S9, the oldest and largest monthly magazine devoted to CB in the country. But S9 is more than just a CB magazine. It covers all facets of Personal Communications, including ham radio, short wave listening, and vhf monitoring.

S9 tells you what's happening today and what will happen in the future. And why. It's the fun magazine for people interested in communicating.

We've got a special introductory offer for readers of Popular Electronics. You'll save almost 50% over the regular newsstand rates. Subscribe today. Find out for yourself just how great CB radio can really be.

DON'T YOU BELIEVE IT!

14 Vanderventer Avenue
Port Washington, New York 11050

Enter my subscription to CB RADIO S/9 at the reduced rate of \$9.95 for 12 issues.

Check enclosed Charge my credit card

Name _____

Address _____

City, State, Zip _____


Signature _____

Credit Card Number: _____

BankAmericard

Visa

Mastercard



Computer Bits

MICROCOMPUTER MEMORY

By Hal Chamberlin

ALMOST from the start, memory has played a major, if not dominant, role in the practicality and cost of a hobbyist computer system. In the very early days (before 1972), the small "home brew" group of computer hobbyists used any type of memory that was available and relatively low in cost. Telephone relays, magnetic-tape loops, delay lines, salvaged memory drums, and of course core memory stacks were used. However, all of these devices were either extremely slow in speed, or were complex.

Along about 1972, semiconductor memories became low enough in price to be used by someone brave enough to tackle building a home computer. These memory devices were as easy to use as the rest of the logic within the system, thus adding to their appeal.

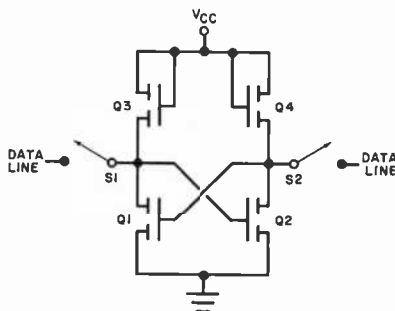
So, when the home computer revolution began in 1975 with the introduction of a low-cost microcomputer kit, semiconductor memories were right there along with the microprocessor chips. Even now, the main memory (as distinguished from external mass storage such as a cassette), is the dominant cost and performance factor in a home computer. The speed and sophistication of the MPU mean nothing if the main memory does not have ample capacity. Although some MPU's have more efficient storage of programs, when it comes to raw data storage, all systems are equal.

Types of Memory. Classical memory devices are divided into two distinct groups: random access and nonrandom access. A random access memory requires essentially the same amount of time to read or write a particular memory cell regardless of which cell is addressed, or the order of consecutive addresses. It literally means that a *random* sequence of addresses is handled just as fast as an ordered sequence.

The very earliest memory IC's were long shift registers that were serial access rather than random-access devices. When presented with a random

address, a shift-register memory requires a variable access time depending on where the data is within the register. Today's systems use random-access memory exclusively for main memory.

Random-access semiconductor memories can be further broken down into *read-only*, *read-mostly*, and *read/write* classes. A read-only memory (ROM) can only be read. The information in the memory is placed there during manufacture and can never be changed. Read-only memories are typically used for unchanging system programs such as a monitor or BASIC interpreter. The advantage of permanent memory is that loss of operating power does not destroy the memory contents.



Six-transistor static memory.

The read-mostly kind of memory IC normally behaves just like a read-only memory but it is possible, using specialized equipment and a procedure called programming, to change the memory contents. Such memory devices are called Programmable Read-Only Memories or PROM's and the equipment is called a PROM programmer. One type of PROM is manufactured with all memory cells containing "0's". The programming procedure can change selected cells to "1's" to get the desired memory contents. The PROM can be programmed again later to write additional "1's" but once set, a cell can never return to a "0".

Another type of read-mostly memory IC can be *erased* to its all-"0" state and then completely reprogrammed as often

as desired. These are called EPROM's for Erasable PROM. The erasure is usually accomplished with intense short-wave ultraviolet light, although a couple of types exist that can be erased with voltage pulses. The EPROM costs more than any other type of memory IC.

A read/write memory, which is usually called just a RAM, can be written into as quickly and easily as it can be read from. Most of the memory in a typical system is of this type because such a memory does not have to be dedicated to any single program or data table as ROM and PROM are. User programs and data are always stored in RAM and frequently many of the system programs such as the assembler and text editor are also stored there. Of course, the very flexibility, and ease of writing, makes RAM contents easily destroyed by errant programs or operating power failures.

Inside RAM. Since plain RAM is the most popular kind of memory, let's take a closer look at RAM operation and terminology. Two basic storage circuits are used in modern RAM's. The first type is a conventional flip-flop (as shown in the diagram) made from MOS transistors Q1 and Q2. Transistors Q3 and Q4 function as high-value load resistors and are used because they are physically smaller than an equivalent resistor would be. Switches S1 and S2 connect the memory cell to the outside world and provide the read and write data path.

When the cell is unaddressed, both switches are open and the cell is isolated. To read, both switches are closed and the state of the flip-flop can be determined by sensing the voltage level on the data lines. To write, the switches remain closed and other circuitry forces the data lines to voltage levels that will cause the flip-flop to change state.

This type of cell is called *static* because once the flip-flop is set to a particular state, it will remain in that state until instructed to change, or the power supply voltage drops. Switches S1 and S2, are in reality, MOS transistors and so the memory cell in Fig. 1 is a 6-transistor static memory cell.

Another common data storage circuit is just a capacitor and a switch which again is really a transistor. When the cell is unaddressed, the switch is open and the voltage level on the capacitor determines the cell's state. To read the cell, the switch (transistor) is closed thus discharging the capacitor into a sensing circuit connected to the data line. If a surge of current from the discharging capacitor

is sensed, then a 1 was stored—no surge represents a 0. The data is then restored to the cell by applying a high voltage to the data line if a 1 had been previously sensed. When writing new data, the initially sensed data is ignored.

This cell is called *dynamic* because the charge will leak away from the capacitors if they are not written or read often enough. At room temperature, the charge remains for a second or so; but at the top end of the rated temperature range, the period may be only a few milliseconds. Actually, in a dynamic memory IC, the capacitor is really just stray capacitance. Thus the entire memory cell consists of just one transistor.

The small size of such memory cells allows as many as 16,384 of them to be placed on one chip, whereas only 4096 of the 6-transistor type are diffused on one chip. Even the lowest cost and most popular dynamic RAM's pack 4096 bits in a chip, whereas static types contain only 1024 cells.

Another advantage of the dynamic cell is that power consumption is very low. Cells just idling don't consume any power. The dynamic RAM consumes power only when being accessed while a static RAM constantly draws current to keep the thousands of internal flip-flops powered. It is not unusual to see a 32k static memory system require over 8 amperes while an equivalent dynamic memory system might require less than one ampere.

As previously mentioned, a dynamic memory system must read or write every cell occasionally to recharge the storage capacitors. Since this does not always happen during normal operation of the system, a separate *refresh* operation is usually performed. Refreshing is quite simple and amounts to nothing more than sequentially reading through a portion of memory using a counter to generate addresses. Due to the internal organization of the memory IC's, only 64 addresses really have to be read to refresh all the cells.

Early memory board designs using dynamic RAM's would periodically stop the MPU while refresh was being performed. Modern designs look at the state of the MPU and during those times when memory access is not required, a refresh cycle is slipped in.

Memory Boards. There are certainly more different kinds of memory boards for hobbyist systems on the market than any other type of board. For Altair (S-100) bus systems, the earliest mem-

ory boards contained only 1024 bytes of static RAM. Later, MITS introduced its 4k dynamic memory board using 22-pin 4k RAM's. It was quite power conservative but priced fairly high. Refreshing was done by halting the MPU periodically. This opened the door for competing brands of memory boards which, in the interests of quick development and marketing strategy, used 1k-bit static RAM IC's and had a total capacity of 4k bytes. While they worked well and were low in cost due to intense competition, the much greater power consumption of static RAM's strained the computer's power supply and cooling system. Computer manufacturers responded with massive power supplies to satisfy customers who plugged 32k and more of memory into a system.

Later improvements in printed circuit board fabrication allowed as much as 8k on a board using the same 1k memory components. Finally, the IC manufacturers figured out how to put 4096 bits of static memory onto one chip and also cut the power consumption per bit by a factor of two to four. Thus, 16k static memory boards became available. Al-

though more expensive per bit than the 4k or 8k boards, these larger units are becoming popular.

Finally, memory board designers have found ways to "hide" the refresh cycles of a dynamic memory in the MPU's idle time periods. Also, at the same time that 4k static-memory IC's became available, 16k dynamic RAM's also became available. Using these, it is now possible for 64k bytes to be put on a single board. The 16k IC's are still quite expensive, but an 8k version is being used in very cost-effective memory boards with a capacity of 32k bytes.


However the least expensive memory boards on today's market still use the same 22-pin 4k RAM's that were used in the original MITS 4k board. These have a 16k capacity, utilize hidden refresh, and are \$300 to \$400.

Memory costs are constantly decreasing. In two years it will be possible to buy a 64k memory board for what a 16k board costs now. Already the computer manufacturers are introducing systems that can address more than 64k of memory to make room for the never-ending memory capacity spiral. ♦

HOBBYISTS! ENGINEERS! TECHNICIANS! STUDENTS!

Write and run machine language programs at home, display video graphics on your TV set and design microprocessor circuits — the very first night — even if you've never used a computer before!

RCA COSMAC microprocessor/mini-computer



A THOUGHTFUL GIFT FOR ANYONE WHO MUST STAY UP TO DATE IN COMPUTERS AND ELECTRONICS!

ELF II \$99.95

SPECIFICATIONS

ELF II features an RCA COSMAC COS/MOS 8-bit microprocessor addressable to 64k bytes with DMA, interrupt, 16 registers, ALU, 256 byte RAM, full hex keyboard, two digit hex output display, 5 slot plug-in expansion bus, stable crystal clock for timing purposes and a double-sided plated-through PC board plus RCA 1861 video IC to display any segment of memory on a video monitor or TV screen.

Use ELF II to ... **PLAY GAMES** using your TV for a video display ... **CREATE GRAPHICS** pictures, alphanumeric, animated effects ... learn how to **DESIGN CIRCUITS** using a microprocessor ... the possibilities are infinite!

NOW AVAILABLE

ELF II explodes into a giant when you plug the **GIANT BOARD™** into ELF's expansion bus. This powerful board includes cassette I/O, RS 232-C/TTY, 8-bit P I/O and system monitor/editor... meaning your ELF II is now the heart of a full-size system with unlimited computing power! \$39.95 kit. \$2 p&h.

- 4k Static RAM addressable to any 4k page to 64k. \$89.95 kit. \$3 p&h.
- Prototype (Khuge) Board accepts up to 32 I.C.'s of various sizes. \$17.00 kit. \$1 p&h.
- Expansion Power Supply. \$34.95 kit. \$2 p&h.
- Gold plated 86-pin connector. \$5.70 postpaid.

Coming Soon! **Tiny Basic**

ASCII KEYBOARD • CONTROLLER BOARD • D-A, A-D CONVERTER • CABINET

SEND TODAY

NETRONICS R&D LTD., Dept. PE3

333 Litchfield Road, New Milford, CT 06776 Phone (203) 354-9375

Yes! I want to run programs at home and have enclosed:

\$99.95 plus \$3 p&h for RCA COSMAC ELF II kit. Featured in POPULAR ELECTRONICS.

Includes all components plus everything you need to write and run machine language programs plus the new Pixie chip that lets you display video graphics on your TV screen. Designed to give engineers practice in computer programming and microprocessor circuit design. ELF II is also perfect for college and college-bound students (who must understand computers for any engineering, scientific or business career). Easy instructions get you started right away, even if you've never used a computer before!

\$4.95 for 1.5 amp 6.3 VAC power supply, required for ELF II kit. \$5.00 for RCA 1802 User's Manual.

I want mine wired and tested with the power transformer and RCA 1802 User's Manual for \$149.95 plus \$3 p&h.

Conn. res. add sales tax.

NAME _____

ADDRESS _____

CITY _____

STATE _____ ZIP _____

Send info on other kits!

Dealer Inquiries Invited

As your need for computing power grows, five card expansion bus (less connectors) allows memory expansion, program debugger, monitor, cassette I, O, A to D and D to A converters, PROM, ASCII keyboard inputs.

CIRCLE NO 31 ON FREE INFORMATION CARD



Software Sources

8080 Music System. This new music system for 8080/Z-80 computers includes a monitor, a text editor whose file structure is compatible with Processor Technology's ALS-8 Assembly Language Operating System, a high-level music-composing-language

compiler, and an S-100 bus-compatible circuit board with components. The system requires close to 2k of memory and an external amplifier, speaker and connecting cable. Language capabilities include dotted notes, four-octave range, and staccato. The system generates complex tones, not simple sine waves. \$24.50 Write: Software Technology Corp., Box 5260, San Mateo, CA 94402.

6502 Executive for KIM-1. Adaptable to any 6502-based system, this program is designed for KIM-1 with 4k or more and a TTY or TVT interface. It uses subroutines within the KIM monitor program. The program acts as a software system, controller, linker debugger, ASCII text editor and general programming aid. It includes a high-speed (213 bytes/s) cassette read-write program for saving and loading programs, plus manually loadable bootstrap in KIM format. Other functions include linkage between Kimex sub-programs and KIM monitor, trace program to display pertinent register data after instructions

are executed or at selected breakpoints, binary-decimal conversion, memory test and content comparisons, memory move, and relative offset calculation for branch instructions. \$25, including annotated listing and complete instructions. Sub-programs available separately for \$5 each. Write: Innovative Software, Inc., 3107 Casa Bonita Dr., Bonita, CA 92002.

6800 Cross-Assembler. A two-pass cross-assembler permitting 6800 programs to be assembled on a CDC 6500 or PDP-11 recognizes hex, decimal, octal, binary and ASCII constants, as well as arithmetic operators. Addresses may be specified as expressions involving symbols. The program requires approximately 15k words of memory on a CDC6500 and 27k words on a PDP-11, depending on the size of the symbol table. The program, with manuals and one year's maintenance, is \$600. User's manual is available separately for \$5. Write: Wintek Corp., 902 N. 9th St., Lafayette, IN 47904.

Advertisement

THE MICROCOMPUTER MART COMPUTER RETAIL STORES

ALABAMA

ICP Computerland
1550-D Montgomery Hwy.
Birmingham, Alabama 35226
(205) 979-0707

CALIFORNIA

Computer Emporium
17931-J Sky Park Circle
Irvine, California 92714
(714) 540-8446

Computerland
6840 S. La Cienega Blvd.
Inglewood, California 90302
(212) 776-8080

Inland Computer & Electronics House
537 North 'E' St.
San Bernardino, California 92402
(714) 888-3690

Peoples Computer Shop
13452 Ventura Blvd.
Sherman Oaks, California 91423
(213) 789-7514

Rainbow Computing, Inc.
10723 White Oak Ave.
Granada Hills, California 91344
(213) 360-2171

GEORGIA

Datamart, Inc.
3001 North Fulton Drive, NE
Atlanta, Georgia 30305
(404) 266-0336

ILLINOIS

American Microprocessors Equipment & Supply Corp.
At the Chicagoland Airport

20 North Milwaukee Ave.
Half Day, Illinois 60069
(312) 634-0076

Computerland of Arlington Heights
50 East Rand Rd.
Arlington Heights, Illinois 60004
(312) 255-6488

Imperial Computer Systems, Inc.
2105 23rd Ave.
Rockford, Illinois 61101
(815) 226-8200

LOUISIANA

Computer Shoppe, Inc.
3225 Danny Park
Metairie, Louisiana 70002
(504) 454-6600

MASSACHUSETTS

Computer Mart, Inc.
1097 Lexington St.
Waltham, Massachusetts 02154
(617) 899-4540

MICHIGAN

The Computer Mart
1800 West 14 Mile Rd.
Royal Oak, Michigan 48073
(313) 576-0900

The General Computer Store
930 Mason
Dearborn, Michigan 48124
(313) 562-3320

The General Computer Store
1310 Michigan
East Lansing, Michigan 48823
(517) 351-3260

The General Computer Store
73 W. Long Lake Rd.

Troy, Michigan 48084
(313) 689-8321

United Microsystems Corporation
2601 S. State St.
Ann Arbor, Michigan 48104
(313) 668-6806

MISSOURI

Gallion Data Systems, Inc.
201 North 11th St.
Blue Springs, Missouri 64015
(816) 229-4976

NEBRASKA

Omaha Computer Store
4540 South 84th St.
Omaha, Nebraska 68127
(402) 592-3590

NEW JERSEY

Computer Corner of New Jersey
240 Wanaque Ave.
Pompton Lakes, New Jersey 07442
(201) 835-7080

Computer Mart of New Jersey

501 Route 27
Iselin, New Jersey 08830
(201) 283-0600

S-100, Inc.
7 White Place
Clark, New Jersey 07066
(201) 382-1318

NEW YORK

Atlas Electronics Corp.
1570 Third Ave.
New York, New York 10028
(212) 427-4040

The Computer Corner
White Plains Mall
200 Hamilton Ave.
White Plains, New York 10601
(914) WHY-DATA

PENNSYLVANIA

Personal Computer Corp.
Frazer Mall
Lancaster Ave. & Rte. 352
Malvern, Pennsylvania 19355
(215) 647-8463

TEXAS

Compshop
13933 North Central Expressway
Dallas, Texas 75243
(214) 234-3412

Interactive Computers
7646½ Dashwood
Houston, Texas 77036
(713) 772-5257

Interactive Computers
16440 El Camino Real
Houston, Texas 77058
(713) 486-0291

The Computer Shop
6812 San Pedro
San Antonio, Texas 78216
(512) 828-0553

VIRGINIA

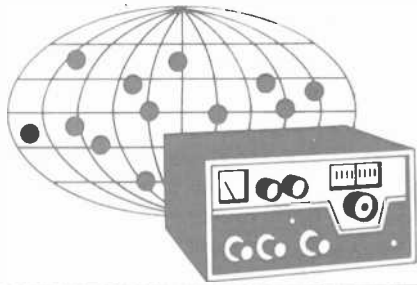
The Computer Hardware Store, Inc.
818 Franklin St.
Alexandria, Virginia 22314
(703) 548-8085

Computer Systems Store
1984 Chain Bridge Rd.
McLean (Tysons Corner),
Virginia 22101
(703) 821-8333

WISCONSIN

Microcomp
PO Box 1221
785 S. Main St.
Fond du Lac, Wisconsin 54935
(414) 922-2515

Dealers: For information about how to have your store listed in THE MICROCOMPUTER MART, please contact: POPULAR ELECTRONICS, One Park Ave. New York, New York 10016. (212) 725-3568.



DX Listening

By Glenn Hauser

SINGLE SIDEBAND BROADCASTING

ALTHOUGH SSB is the main mode used in hf amateur radio communications and is gaining acceptance on the Citizens Band, international broadcasters are slow to adopt what everyone agrees to be a system more efficient than AM. Actually, "AM" is a shorthand expression for the full-strength carrier, double-sideband mode of transmission, whether used on shortwave, longwave or mediumwave—despite popular usage equating AM only with mediumwave.

The arguments in favor of SSB broadcasting are cogent. It is a tremendous waste of resources—both energy and spectrum—to transmit two sidebands and a full-strength carrier. One sideband is redundant, and the carrier can be generated inside each receiver. Twice as many stations could fit into a present AM-only band. There would be less interference (if stations are properly spaced) and no heterodynes. Also, there would be no distortion due to selective fading. We tend to associate selective fading with shortwave, but actually it results from a combination of AM transmission and shortwave propagation. Upper and lower sidebands do not fade simultaneously, so that sometimes they cancel each other.

The main stumbling block is the fact that many shortwave receivers, especially low-priced ones, are not well-suited to receive SSB. Some of those that have a bfo lack the stability necessary to make listening to SSB broadcasts as easy as listening to AM.

If the receiver drifts more than a nominal amount, the pitch of the SSB audio changes, becoming unintelligible unless periodically retuned. This is more of a problem with music than speech. Fortunately, SSB broadcasts customarily retain a residual carrier. All we need for foolproof SSB listening are receivers with automatic frequency control circuit-

ry that locks on the residual carrier.

Some receivers employ narrower bandwidth filters on SSB. This means that the reproduction of programming with high-frequency audio content, such as music, is degraded compared to that obtained on AM. On the other hand, selective fading is more annoying on music than on speech, and SSB would do away with it.

Considering these drawbacks, it looks as if SSB broadcasting is not likely to replace AM at any time in the near future. In fact, it's possible that the political problems presently preventing direct international broadcasting on FM from satellites will be resolved first. But in the meantime, a few stations are already experimenting with SSB broadcasting, giving us the opportunity to find out how it actually works in practice. Some are out-of-band, but others are within the AM shortwave broadcasting bands.

Chile seems to have established a regular evening service on 14,530 kHz with "Radio Colo Colo" programming. The purpose of this transmission is not clear, but it lets us listen to Chilean domestic radio on a clear frequency with generally good reception.

Some out-of-band SSB broadcasts are considered 'feeders' to relay stations, which of course have professional equipment that works well on SSB. Relay stations prefer SSB feeds over AM ones, which might also be available, because instead of the double selective fading experienced with an AM-to-AM relay, there is only single selective fading on the relay station's AM signal.

Chile, of course, owns no relay stations in other countries. But it often happens in Latin America that private stations relay the programs of others for reasons of their own—news coverage, or more often sporting events, on an irregular schedule.

Radiodifusora Nacional de Colombia

used SSB for several months in 1977 within the 19-meter band, varying between 15,325 and 15,335 kHz. Then it went back to AM, but Richard Varron advised us that SSB broadcasts continued on 13,867 kHz all day. There is some doubt that Colombia's SSB on 19m was deliberate. Israel Radio uses SSB on some of its low-power transmitters, both in and out of band, sometimes seemingly unintentionally, as some of the transmitters were formerly used for point-to-point services.

Several international broadcasters employ SSB but do not have external relay stations. Nor do they publicize the SSB frequencies as for general public reception. The (North) Korean Central Broadcasting Station is one, with external-service SSB programming on 3560 and 3890 kHz. If it were not for the relatively small size of North Korea, one might surmise that these are feeders to various different transmitter sites within the country. This is surely the case with China's numerous SSB broadcasts, as well as those of the USSR. Each uses many different transmitter sites within the country, but has relays from one other country—Albania and Bulgaria, respectively.

Sweden has regular SSB broadcasts of its home service Program One via a transmitter at Varberg now rated at 100 kW. Initial experiments which included foreign service programs employed a 30-kW transmitter. This regularly scheduled service runs 16½ hours per day on several frequencies within the SWBC bands. It is admittedly not intended for the general public, but for Swedish diplomatic missions, ships, etc. However, Richard Wood caught an unpublicized SSB test on R. Sweden's English program at 0230 GMT on 9675 kHz. Radiodifusão Portuguesa uses SSB on 6185 kHz, presumably as a feed to the Azores Islands.

It is becoming more and more probable that any SSB transmissions you hear on the fixed service, as opposed to the amateur, maritime and aero bands, will be broadcast material. The reason is that an ever-increasing portion of two-way traffic is being routed via satellites at shf while international broadcasters continue to use hf circuits to feed programs to remote relay stations. The stations you are most likely to encounter are the Voice of America, Deutsche Welle, BBC, Radio Free Europe, Radio France International, and Radio Nederland. Some feed two programs simultaneously on independent upper and

lower sidebands. However, the wave of the future is satellite feeds.

Radio Nederland was reportedly planning to abandon its hf feeders in favor of satellites exclusively during this broadcasting season. The BBC resorts to satellite links during periods of poor hf propagation. Deutsche Welle has been using them for some of its feeds to the Rwanda relay. And the VOA uses a satellite feed to its West Coast sites and to Kavala, Greece. No doubt this trend will continue, reducing the amount of SSB broadcasting on shortwave frequencies.

The Swiss Broadcasting Corporation considered the conversion of some transmitters to SSB for North American broadcasts beginning in March. Of course, it makes sense for broadcasters with sufficient equipment to do it both ways. SBC recently distributed a questionnaire to those listeners on its North American mailing list to obtain opinions on whether SSB broadcasting should be tried. North America is an ideal target for

such an experiment, where SSB receivers are relatively widespread and SBC has reception problems.

An interesting approach is taken in the questionnaire. Listeners are asked to tune in existing SBC AM transmissions, but with receivers in the SSB mode, and to compare the reception quality on SSB with that on AM. If you would like to participate in the survey, write to the SBC European & Overseas Services, "SSB," Box CH-3000 Berne 15, Switzerland.

Latest DX News. Shortwave frequencies and schedules are constantly changing. By the time anything can be printed and distributed, it runs a high risk of being out-of-date. Monthly DX club publications and the listings published in this magazine serve a useful purpose in providing a periodic compilation of all these changes, but those impatient to keep up with what's happening rely heavily on several limited-circulation newsletters issued weekly or fortnightly.

Even these require a significant delay between the actual observation and its arrival to interested DX chasers.

It would seem obvious that using the medium of shortwave itself would be the way to get DX news out as swiftly as possible. Yet, until last August, there was no North American station providing such a service! Now, thanks to the cooperation of Radio Canada International, I am providing a weekly report of timely DX news, which unlike most overseas DX programs is compiled only two days before broadcast, and welcomes contributions from individual listeners. You're invited to listen to this report on all RCI 30-minute English programs each Sunday, during the "DX Digest" program. There are two different reports in alternating broadcasts. One is in the programs at 1800, 1900 (to Europe), 2130, 0100, and 0300. The other is at 1900 (to Africa), 2000, 0200, and 0400 GMT. Please let RCI know if the report is of value to you. ◇

ENGLISH-LANGUAGE SHORTWAVE BROADCASTS FOR MAR. & APR. by Richard E. Wood

TUNER SUB \$19.95

Since all tuner subs that we know of are modified TV Tuners, we decided to market an excellent performing yet very low cost sub for the technician who has to get all he can for his money... a "Poor Boy's Sub" for *only* \$19.95.

This was not an easy task since cabinets, knobs and controls would push the price far above \$19.95... We searched for a tuner that needed no cabinet and no controls... one that the tech could scrounge the knobs from most any old TV...

It took over two years but we finally found it. The gain is excellent... Battery drain is very low (only 18 mills). It's self biasing so there is no R.F. gain control to fiddle with... It works equally well on tube or transistor sets... b/w or color... and is as easy to use as starting a fight with your wife (well, almost). All you need do is hook the set's IF cable to the "Poor Boy" and view the picture... That's it... no set up controls to confuse you.

We compared the "Poor Boy" with other subs costing over twice the price and found it to work just as well on *all* the comparison tests we made... and often a lot easier to use... Even though instructions aren't needed... you get those too.

The "Poor Boy" is small enough to easily hold in one hand... no wires or controls dangling around. It comes completely wired and tested *including batteries and ready to use*. Send a check for only \$19.95, and we even pay the shipping (how about that?) or we will ship COD. (\$1.85 C.O.D. FEE)

Try it for 10 days... If not completely satisfied... return for full refund.

ALL ORDERS SHIPPED THE SAME DAY RECEIVED!!
CALL US TOLL FREE 1-800-433-7124

TEXAS TUNER SERVICE

4210 N.E. 28TH STREET,
FORT WORTH, TEXAS 76117

TO EASTERN NORTH AMERICA				
TIME-EST	TIME-GMT	STATION	QUAL*	FREQUENCIES, MHz
6:00-6:25 a.m.	1100-1125	Tirana, Albania	F	9.50, 11.985
6:00-8:00 a.m.	1100-1300	Melbourne, Australia	G	9.58
		London, England	G	5.99 (via Sackville) 6.195 (via Antigua), 15.07
6:00-9:00 a.m.	1100-1400	*VOA, Washington, USA	G	5.955, 6.185, 9.565, 9.73
6:05-7:35 a.m.	1105-1235	Trans-World Radio, Bonaire, N.A.	G	11.815
6:28-9:00 a.m.	1128-1400	**Montreal, Canada (Northern Service)	G	6.065, 9.625 (includes other languages)
7:00-7:30 a.m.	1200-1230	Jerusalem, Israel	G	11.655, 15.415, 17.815
7:00-7:55 a.m.	1200-1255	Peking, China	F	11.685
7:15-7:30 a.m.	1215-1230	Athens, Greece	F	11.73, 15.345, 17.83
		HCJB, Quito, Ecuador	G	11.745
7:30-8:00 a.m.	1230-1300	Stockholm, Sweden	F	15.305
7:30-9:30 a.m.	1230-1430	Trans-World Radio, Bonaire, N.A.	G	15.255 (Sat., Sun.)
7:30-11:30 a.m.	1230-1630	HCJB, Quito, Ecuador	G	11.745, 15.115
8:00-8:30 a.m.	1300-1330	London, England	G	5.99 (via Sackville), 6.195, 11.775 (both via Antigua), 15.07
		Helsinki, Finland	G	15.105 (Sun. to 1455)
8:15-8:45 a.m.	1315-1345	Berne, Switzerland	G	15.14
9:00-9:30 a.m.	1400-1430	Oslo, Norway	G	15.175 (Sun.)
		Stockholm, Sweden	F	15.305
9:00 a.m.-6:30 p.m.	1400-2330	**Montreal, Canada (Northern Service)	G	9.625, 11.72 (includes other languages)
10:00-11:00 a.m.	1500-1600	London, England	G	9.58 (via Sackville, Sat., Sun.)
10:45-11:00 a.m.	1545-1600	**Montreal, Canada	F	15.325, 17.82
11:00-11:30 a.m.	1600-1630	Oslo, Norway	G	15.175 (Sun.)
11:00 a.m.-12:09 p.m.	1600-1709	London, England	G	9.58 (via Sackville; Sat., Sun. to 1745)
12 noon-3:00 p.m.	1700-2000	**Kuwait, Kuwait	G	12.085
12:05-12:55 p.m.	1705-1755	**Paris, France	G	11.89, 11.93, 15.21, 15.30, 15.33, 15.425, 17.72
1:00-1:30 p.m.	1800-1830	**Montreal, Canada	F	15.26, 17.82
2:00-2:30 p.m.	1900-1930	**Montreal, Canada	F	11.865, 15.26, 15.325, 17.82
2:00-5:00 p.m.	1900-2200	**Jiddah, Saudi Arabia	F	11.855
2:30-3:00 p.m.	1930-2000	**Tehran, Iran	G	9.022 (Time may change after Mar. 20)
2:30-3:30 p.m.	1930-2030	**Baghdad, Iraq	F	9.745
3:00-3:30 p.m.	2000-2030	**Montreal, Canada	F	11.865, 11.945, 15.325, 17.82
		Jerusalem, Israel	G	7.412, 9.425, 9.815

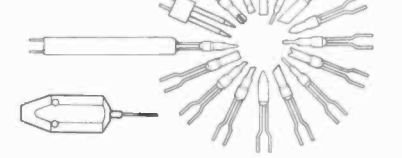
3:00-4:15 p.m.	2000-2115	London, England	G	6.195 (via Antigua), 11.91 (via Montserrat) 15.26 (via Ascension), 15.42 (via Antigua)
3:10-3:50 p.m.	2010-2050	**Havana, Cuba	G	17.885
3:30-4:20 p.m.	2030-2120	**Hilversum, Holland	G	11.73, 15.22 (both via Talata), 17.81, 21.64 (both via Bonaire)
3:50-4:20 p.m.	2050-2120	**Havana, Cuba	G	11.865, 17.75, 17.885
4:00-4:50 p.m.	2100-2150	**Johannesburg, S. Africa	F	5.98, 9.585, 11.90
4:15-5:00 p.m.	2115-2200	London, England	G	5.975, 6.195 (via Antigua), 9.58, 11.75, 11.91 (via Montserrat)
4:30-5:00 p.m.	2130-2200	**Sofia, Bulgaria	G	7.115, 9.53
4:30-5:20 p.m.	2130-2220	**Montreal, Canada	F	11.945, 15.15, 15.325, 17.82
5:00-5:15 p.m.	2200-2215	Hilversum, Holland	G	9.715, 11.73 (exc. Sun.)
5:00-5:30 p.m.	2200-2230	**Belgrade, Yugoslavia	F	6.10, 7.24, 9.62
5:00-5:45 p.m.	2200-2245	Oslo, Norway	F	9.645 (Sun.)
5:00-6:15 p.m.	2200-2315	London, England	G	5.975, 6.195, (via Antigua), 9.58
5:00-7:30 p.m.	2200-0030	**Cairo, Egypt	F	9.805
5:30-6:00 p.m.	2230-2300	Ankara, Turkey	G	9.515, 11.88
5:30-6:20 p.m.	2230-2320	Jerusalem, Israel	G	7.412, 9.435, 9.815, 11.655
5:30-8:30 p.m.	2230-0130	Johannesburg, S. Africa	G	5.98, 9.585, 11.80, 11.90
		Moscow, U.S.S.R.	G	5.94, 7.105, 7.115, 7.13, 7.195, 7.205, 7.44
5:45-6:00 p.m.	2245-2300	London, England	G	5.975, 6.195 (via Antigua), 7.325, 9.58, 11.75
6:00-6:30 p.m.	2300-2330	London, England	G	5.975, 6.175, (via Sackville), 6.195, (via Antigua), 7.325, 9.51 (via Sackville), 9.58 (via Ascension), 11.75
		Stockholm, Sweden	F	6.045, 6.12, 9.695
		Vilnius, U.S.S.R.	F	5.98, 7.15, 7.215, 7.36, 7.40
6:00-6:55 p.m.	2300-2355	**Buenos Aires, Argentina	G	11.71 (exc. Sat., Sun.)
6:00-7:50 p.m.	2300-0050	Pyongyang, P.D.R. Korea	F	9.977, 11.535
6:00-8:00 p.m.	2300-0100	Montreal, Canada	F	5.96 (exc. Sat., Sun.)
6:30-6:55 p.m.	2330-2355	Helsinki, Finland	P	11.755
6:30-7:30 p.m.	2330-0030	London, England	G	5.975, 6.175 (via Sackville), 7.325, 9.51 (via Sackville), 9.58, (via Ascension), 11.75 (via Montserrat)
6:30 p.m.-1:07 a.m.	2230-0607	**Montreal, Canada (Northern Service)	F	6.195, 9.625 (includes other languages)
6:45-7:45 p.m.	2345-0045	Tokyo, Japan	P	11.705, 15.27
7:00-7:25 p.m.	0000-0025	Tirana, Albania	G	7.065, 9.75
7:00-7:30 p.m.	0000-0030	Oslo, Norway	F	9.645 (Sun.)
7:00-7:55 p.m.	0000-0055	Sofia, Bulgaria	G	9.705
		Peking, China	F	11.945, 15.06, 15.52, 17.86
7:00-9:00 p.m.	0000-0200	**VDA, Washington, USA	G	6.13, 9.64, 11.74, 15.205
7:00-9:45 p.m.	0000-0245	**Luxembourg	F	6.09
7:15-7:30 p.m.	0015-0030	Athens, Greece	F	9.76, 11.73
7:15-8:00 p.m.	0015-0100	Brussels, Belgium	G	6.08 or 9.73
7:30-8:00 p.m.	0030-0100	London, England	G	5.975, 6.175, (via Sackville), 7.325, 9.51 (via Greenville), 9.58 (via Ascension), 11.75 (via Montserrat)
		Stockholm, Sweden	F	6.045, 9.62
		Kiev, U.S.S.R.	G	7.15, 7.215
7:30-8:30 p.m.	0030-0130	**Trans-World Radio, Bonaire, N.A.	G	11.925
7:40 p.m.-12 mdt.	0040-0500	H.C.J.B, Quito, Ecuador	G	9.56, 11.915
8:00-8:15 p.m.	0100-0115	Vatican, City	G	5.995, 9.605, 11.80
8:00-8:20 p.m.	0100-0120	Rome, Italy	G	6.01, 9.575
8:00-8:30 p.m.	0100-0130	Montreal, Canada	G	9.535
8:00-8:45 p.m.	0100-0145	Berlin, Ger. Dem. Rep.	P	9.73
8:00-8:55 p.m.	0100-0155	Prague, Czechoslovakia	G	5.93, 7.345, 9.54, 9.63, 11.99
		Peking, China	G	7.12, 9.78 (both via Albania) 11.455, 11.945, 12.055, 15.06, 15.52, 17.68
8:00-10:00 p.m.	0100-0300	Melbourne, Australia	F	15.32, 17.795
8:00-10:30 p.m.	0100-0330	London, England	G	5.975, 6.12, (via Antigua), 6.175 (via Sackville), 7.325, 9.51 (via Greenville), 9.58 (via Ascension), 11.75 (via Montserrat)
8:00-11:00 p.m.	0100-0400	Madrid, Spain	G	6.065, 11.88 (exc. Sun.)
8:00-11:50 p.m.	0100-0450	Havana, Cuba	G	11.725, 11.93
8:10-8:30 p.m.	0110-0130	**Santiago, Chile	G	9.566, 11.705, 15.13, 15.15
8:30-8:50 p.m.	0130-0150	Cologne, Ger. Fed. Rep.	G	6.04, (via Antigua), 6.075, 6.085, 6.10 (via Malta), 9.545 (via Montserrat), 9.565 (via Germany and Malta), 9.605, 11.865 (via Malta)
8:30-8:55 p.m.	0130-0155	Tirana, Albania	G	6.20, 7.30
		Vienna, Austria	P	6.155, 9.77
8:30-9:25 p.m.	0130-0225	Bucharest, Romania	F	5.99, 6.19, 9.57, 9.69, 11.77, 11.94
8:30-11:00 p.m.	0130-0400	Moscow, U.S.S.R.	G	6.07, 7.105, 7.115, 7.13, 7.195, 7.205, 7.44



Complete recharge in an hour;
partial recharge for use in a few minutes.

Up to 125 electronic joints or more per charge. Low voltage, battery powered, ground free isolated tip design. Ask your electronics dealer.

16 snap-in tips to fit any job plus a PC Drill.



WAHL CLIPPER CORPORATION
Originators of Practical Cordless Soldering
Sterling, Illinois 61081 • (815) 625-6525
"Manufacturing Excellence Since 1919"
CIRCLE NO. 52 ON FREE INFORMATION CARD

medallion BY MIDLAND
PUSHBUTTON COMBINATION
AM/FM Stereo-8 Track 40 channel CB

Reg. List Price **\$129.95** Postpaid
\$399.95

Model 63-540 While Supply Lasts

FULL POWER TOP OF THE LINE


- L.E.O. Shows Operating Radio Mode, CB Channel, and 8-Track Program
- CB Monitor, Transmit/Receive Light, Adjustable Squelch
- Automatic or Manual Tape Programming
- Local-Distant Switch for FM
- Midland Nationwide Warranty
- 7" wide x 7" deep x 2 1/2" high w/custom with custom trim plate

Accessories

- AM/FM/CB Antenna (mounts like reg. car antenna) List \$39.95 now \$29.95
- Medallion 5 1/4" Co-Axial Speakers 10 or. magnets List \$39.95 pr. now \$19.95 pr.

LESLIE EDELMAN
U.S. Rt. 309, Box 547, Montgomeryville, PA 18936 Phone Orders Call (215) 322-8599

Name _____
Address _____
City _____ State _____ Zip _____
BankAmericard, Master Charge are accepted
Card Number _____



NEW EICO 480 TRIGGERED SWEEP 10 MHz SCOPE

100% Solid State • Includes 10:1 Probe

More Professional scope performance for your money! DC to 10 MHz bandwidth, AC and DC coupling, 11 position calibrated attenuator, 10 mV/cm sensitivity, push-button operation. Outstanding features: Built-in TV Sync Separator; Digitally controlled trigger circuits; reference baseline display; calibrated 21 step sweep speed; Fully regulated power supply; Custom Bezel for standard camera mounting. **Assembled \$425.00**

FREE '78 EICO CATALOG

Check reader service card or send 50¢ for first class mail. See your local EICO Dealer or call (516) 681-9300, 9:00 a.m.-5:00 p.m. EST. Major credit cards accepted.

EICO-108 New South Rd.
Hicksville, N.Y. 11801



CIRCLE NO. 14 ON FREE INFORMATION CARD

Put Professional Knowledge and a COLLEGE DEGREE in your Electronics Career through

HOME STUDY

Earn Your DEGREE

by correspondence, while continuing your present job. No commuting to class. Study at your own pace. Learn from complete and explicit lesson materials, with additional assistance from our home-study instructors. Advance as fast as you wish, but take all the time you need to master each topic. Profit from, and enjoy, the advantages of directed but self-paced home study.

The Grantham electronics degree program begins with basics, leads first to the A.S.E.T. degree, and then to the B.S.E.E. degree. Our free bulletin gives complete details of the program itself, the degrees awarded, the requirements for each degree, and how to enroll. Write for *Bulletin E78*.

Grantham College of Engineering

2000 Stoner Avenue
P. O. Box 25992
Los Angeles, CA 90025

Worldwide Career Training thru Home Study

CIRCLE NO. 19 ON FREE INFORMATION CARD

8:45-9:15 p.m.	0145-0215	Berne, Switzerland	G	6.135, 9.70, 9.725, 11.715
9:00-9:25 p.m.	0200-0225	Budapest, Hungary	G	6.00, 9.585, 11.91, 15.255
9:00-9:30 p.m.	0200-0230	Montreal, Canada	G	6.185, 9.535
		Oslo, Norway	F	6.18 (Sun.)
		Warsaw, Poland	P	6.095, 6.135, 7.27, 9.525 11.815, 15.12
9:00-9:55 p.m.	0200-0255	Peking, China	P	11.455, 12.055, 15.06, 17.68
9:00-10:30 p.m.	0200-0330	Cairo, Egypt	G	7.12, 9.475
9:10-9:30 p.m.	0210-0230	**Santiago, Chile	G	9.566, 11.705, 15.13
9:30-9:55 p.m.	0230-0255	Tirana, Albania	G	6.20, 7.30
9:30-10:00 p.m.	0230-0300	Stockholm, Sweden	F	6.045, 9.695
9:30-10:15 p.m.	0230-0315	Berlin, Ger. Dem. Rep.	P	9.73
9:30-10:20 p.m.	0230-0320	Hilversum, Holland	G	6.165, 9.59 (both via Bonaire)
10:00-10:25 p.m.	0300-0325	Budapest, Hungary	G	6.00, 9.585, 11.91, 15.225
10:00-10:30 p.m.	0300-0330	Montreal, Canada	G	5.96, 6.185, 9.535, 9.605
		Warsaw, Poland	P	6.095, 6.135, 7.27, 9.525, 11.815, 15.12
		Lisbon, Portugal	G	6.025, 11.935
		Kiev, U.S.S.R.	G	7.215, 7.36, 7.40
10:00-10:55 p.m.	0300-0355	Peking, China	G	7.12, 9.78 (both via Albania)
		Prague, Czechoslovakia	G	5.93, 7.345, 9.54, 9.63, 11.99
10:00-11:00 p.m.	0300-0400	Buenos Aires, Argentina	F	9.69 (Exc. Sat., Sun.)
10:30-10:55 p.m.	0330-0355	Tirana, Albania	G	6.20, 7.30
		Vienna, Austria	P	6.155, 9.77
10:30-11:30 p.m.	0330-0430	London, England	G	5.975, 6.175 (via Antigua)
10:30-11:50 p.m.	0330-0450	Havana, Cuba	G	11.725, 11.76, 11.93
11:00-11:30 p.m.	0400-0430	Montreal, Canada	G	5.96, 9.535
		Budapest, Hungary	F	6.00, 9.585, 11.91, 15.22 (Tues., Fri.)
		Bucharest, Romania	F	5.99, 9.57, 9.69, 11.77, 11.94
11:30 p.m.-12 mdt.	0430-0500	London, England	G	6.175 (via Antigua)
11:50 p.m.-1:00 a.m.	0450-0600	Havana, Cuba	G	11.725, 11.76
12:00 mdt.-12:15 a.m.	0500-0515	Jerusalem, Israel	G	5.90, 7.412, 9.82
12:00 mdt.-1:30 a.m.	0500-0630	London, England	G	6.175, 9.51 (both via Antigua)
12 mdt.-2:00 a.m.	0500-0700	HCJB, Quito, Ecuador	G	6.095, 9.56, 11.915
1:30-2:00 a.m.	0630-0700	London, England	G	6.175 (via Antigua)

TO WESTERN NORTH AMERICA

TIME-PST	TIME-GMT	STATION	QUAL*	FREQUENCIES, MHz
4:00-4:15 a.m.	1200-1215	Tokyo, Japan	P	5.99
4:15-4:30 a.m.	1215-1230	HCJB, Quito, Ecuador	G	11.745
4:30-6:30 a.m.	1230-1430	Trans-World Radio Bonaire, N.A.	G	15.255 (Sat., Sun.)
4:30-8:30 a.m.	1230-1630	HCJB, Quito, Ecuador	G	11.745, 15.115
5:00-5:30 a.m.	1300-1330	London, England	G	11.775 (via Antigua)
6:00-6:30 a.m.	1400-1430	Tokyo, Japan	G	5.99
7:00-7:15 a.m.	1500-1515	Tokyo, Japan	G	5.99
7:15-7:30 a.m.	1515-1530	Athens, Greece	P	11.73, 15.345, 17.83
8:00-8:15 a.m.	1600-1615	Tokyo, Japan	G	9.505
8:00-8:30 a.m.	1600-1630	Seoul, Rep. Korea	F	9.64
		Oslo, Norway	F	15.175 (Sun.)
9:00-9:15 a.m.	1700-1715	Tokyo, Japan	G	9.505
9:00 a.m.-12 noon	1700-2000	**Kuwait, Kuwait	G	12.085
10:00-10:15 a.m.	1800-1815	Tokyo, Japan	G	9.505
10:00-10:30 a.m.	1800-1830	Seoul, Rep. Korea	F	9.72 (variable)
		Oslo, Norway	F	15.175 (Sun.)
11:00-11:15 a.m.	1900-1915	Tokyo, Japan	G	9.505
12 noon-12:15 p.m.	2000-2015	Tokyo, Japan	F	9.505
12 noon-12:30 p.m.	2000-2030	Jerusalem, Israel	F	7.412, 9.425, 9.815
12 noon-1:15 p.m.	2000-2115	London, England	G	15.26 (via Ascension) 15.42 (via Antigua)
12:10-12:50 p.m.	2010-2050	**Havana, Cuba	G	17.885
12:30-1:20 p.m.	2030-2120	**Hilversum, Holland	G	11.73, 15.22 (both via Talata), 17.81, 21.64 (both via Bonaire)
12:50-1:40 p.m.	2050-2140	**Havana, Cuba	G	11.865, 17.75, 11.885
1:00-1:15 p.m.	2100-2115	Tokyo, Japan	G	15.105
1:40-2:40 p.m.	2140-2240	Taipei, Taiwan	F	9.685, 17.89
2:00-2:15 p.m.	2200-2215	Tokyo, Japan	G	15.105
2:00-4:00 p.m.	2200-2400	**VOA, Washington, USA	G	15.25, 17.82, 17.895, 21.61
2:30-3:00 p.m.	2230-2300	Jerusalem, Israel	G	7.412, 9.435, 9.815, 11.655
2:30-3:20 p.m.	2230-2320	Johannesburg, S. Africa	G	5.98, 9.585, 11.80, 11.90
2:30-4:00 p.m.	2230-2400	Moscow, U.S.S.R.	G	12.05, 15.14, 15.18, 15.455, 17.72
3:00-3:30 p.m.	2300-2330	Tokyo, Japan	G	15.105
		Vilnius, U.S.S.R.	G	11.69, 11.79, 15.00, 15.245, 17.87
3:00-4:30 p.m.	2300-0030	London, England	G	6.175, 9.51 (both via Antigua), 9.58, (via Ascension)
3:00-4:50 p.m.	2300-0050	Pyongyang, P.D.R. Korea	G	9.977, 11.535

4:00-4:15 p.m.	0000-0015	Tokyo, Japan	G	15.105
4:00-4:30 p.m.	0000-0030	Moscow, U.S.S.R.	G	12.05, 15.14, 15.18, 15.455
4:30-5:00 p.m.	0030-0100	Kiev, U.S.S.R.	G	11.69, 11.79, 15.10, 15.18, 17.87
4:30-5:30 p.m.	0030-0130	Moscow, U.S.S.R.	G	9.78, 12.05, 15.14, 15.455
4:30-7:30 p.m.	0030-0330	London, England	G	6.12 (via Antigua), 6.175 (via Sackville), 9.51 (via Greenville), 9.58 (via Ascension)
4:40-9:00 p.m.	0040-0500	HCJB, Quito, Ecuador	G	9.56, 11.915
5:00-5:15 p.m.	0100-0115	Tokyo, Japan	G	15.105
5:00-5:30 p.m.	0100-0130	Montreal, Canada	G	9.535, 11.94
5:00-5:55 p.m.	0100-0155	Peking, China	G	11.375, 11.455, 11.945, 12.055, 15.06, 17.68
5:00-6:00 p.m.	0100-0200	Taipei, Taiwan	F	15.345, 15.425, 17.89
5:00-7:00 p.m.	0100-0300	Melbourne, Australia	G	15.32, 17.795
5:30-6:00 p.m.	0130-0200	Moscow, U.S.S.R.	G	9.78, 11.86, 12.01, 15.14, 15.455
5:30-6:30 p.m.	0130-0230	Tokyo, Japan	G	11.84, 15.195, 15.42, 17.825
6:00-6:15 p.m.	0200-0215	Tokyo, Japan	G	15.105
6:00-6:30 p.m.	0200-0230	Montreal, Canada	G	6.185, 9.535
6:00-7:00 p.m.	0200-0300	Oslo, Norway	P	9.645 (Sun.)
		Moscow, U.S.S.R.	G	9.735, 9.78, 11.86, 12.01, 15.14, 15.455
6:15-6:30 p.m.	0215-0230	Athens, Greece	F	9.76, 11.73
6:30-7:00 p.m.	0230-0300	Stockholm, Sweden	F	6.045, 9.695
7:00-7:15 p.m.	0300-0315	Tokyo, Japan	G	15.105
7:00-7:25 p.m.	0300-0325	Budapest, Hungary	F	6.00, 9.585, 11.91, 15.225
7:00-7:30 p.m.	0300-0330	Montreal, Canada	G	5.96, 6.185, 9.535, 9.605
		Kiev, U.S.S.R.	G	9.58, 9.78, 11.86
7:00-7:55 p.m.	0300-0355	Peking, China	G	7.12, 9.78 (both via Albania), 11.375, 11.65, 12.055, 15.06, 17.535, 17.65
7:00-8:00 p.m.	0300-0400	Bueno Aires, Argentina	F	9.69 (exc. Sat., Sun.)
		Prague, Czechoslovakia	G	5.93, 7.345, 9.54, 9.63, 11.99
		Taipei, Taiwan	F	15.345, 17.89
7:10-7:30 p.m.	0310-0330	**Santiago, Chile	G	9.566, 11.705, 15.13
7:25-7:30 p.m.	0325-0330	Erevan, U.S.S.R.	G	9.735, 12.00, 15.18 (Tues., Wed., Fri., Sat.)
7:30-8:15 p.m.	0330-0415	Berlin, Ger. Dem. Rep.	P	5.955, 6.08, 9.73
7:30-8:30 p.m.	0330-0430	London, England	G	6.12 (via Antigua), 6.175 (via Sackville)
		Moscow, U.S.S.R.	G	7.13, 7.175, 7.26, 7.30, 9.54, 9.58, 9.61, 9.735, 9.78
7:30-10:00 p.m.	0330-0600	Havana, Cuba	G	11.76
8:00-8:15 p.m.	0400-0415	Tokyo, Japan	F	15.105
8:00-8:25 p.m.	0400-0425	Budapest, Hungary	P	6.00, 9.585, 11.91, 15.225 (Tues., Fri.)
		Bucharest, Romania	P	5.99, 6.19, 9.57, 9.69, 11.77, 11.94
8:00-8:30 p.m.	0400-0430	Montreal, Canada	G	5.96, 9.535
		Oslo, Norway	P	9.618, 9.645 (Sun.)
8:30-9:00 p.m.	0430-0500	Berne, Switzerland	G	6.045, 9.725
		Vienna, Austria	P	6.015
		London, England	G	6.175 (via Antigua)
8:30-11:30 p.m.	0430-0730	Moscow, U.S.S.R.	G	7.13, 7.175, 7.26, 7.30, 9.54, 9.58, 9.61, 9.735
9:00-9:15 p.m.	0500-0515	Jerusalem, Israel	F	5.90, 7.412, 9.82 (variable)
		Tokyo, Japan	F	9.505
9:00-9:30 p.m.	0500-0530	Lisbon, Portugal	F	6.025, 11.935
9:00-10:30 p.m.	0500-0630	London, England	G	6.175, 9.51, (both via Ascension)
9:00-11:00 p.m.	0500-0700	HCJB, Quito, Ecuador	G	6.095, 9.56, 11.915
9:30-9:50 p.m.	0530-0550	Cologne, Ger. Fed. Rep.	G	5.96 (via Antigua), 6.04 (via Montserrat), 6.10, 6.185, 9.545, 9.59, (via Montserrat)
9:30-10:20 p.m.	0530-0620	Hilversum, Holland	G	6.165, 9.715, (both via Bonaire)
10:00-10:15 p.m.	0600-0615	Tokyo, Japan	G	9.505
10:00-10:30 p.m.	0600-0630	Seoul, Rep. Korea	F	9.64, 9.675, 11.86 (variable)
10:00-11:00 p.m.	0600-0700	Buenos Aires, Argentina	F	9.69 (exc. Sat., Sun.)
10:30-11:30 p.m.	0630-0730	London, England	G	6.175 (via Sackville)
10:30 p.m.-12 midt.	0630-0800	Havana, Cuba	G	9.525
11:00-11:15 p.m.	0700-0715	Tokyo, Japan	G	9.505
11:30 p.m.-12:20 a.m.	0730-0820	**Hilversum, Holland	G	9.715, 9.77 (both via Bonaire)
12 midt.-12:15 a.m.	0800-0815	Tokyo, Japan	G	9.505
12:30-1:20 a.m.	0830-0920	**Hilversum, Holland	G	9.715, (via Bonaire)
1:00-1:15 a.m.	0900-0915	Tokyo, Japan	G	9.505
2:00-2:30 a.m.	1000-1030	Tokyo, Japan	G	5.99
3:00-3:15 a.m.	1100-1115	Tokyo, Japan	P	5.99
3:00-4:50 a.m.	1100-1250	Pyongyang, P.D.R. Rep. Korea	G	9.977, 11.53

SAVE!

MONEY • TIME • FREIGHT

- 🎵 QUALITY STEREO EQUIPMENT AT LOWEST PRICES.
- 🎵 YOUR REQUEST FOR QUOTATION RETURNED SAME DAY.
- 🎵 FACTORY SEALED CARTONS—GUARANTEED AND INSURED.
- 🎵 SAVE ON NAME BRANDS LIKE:
 - PIONEER SANSUI
 - KENWOOD DYNACO
 - SHURE SONY
 - MARANTZ KOSS

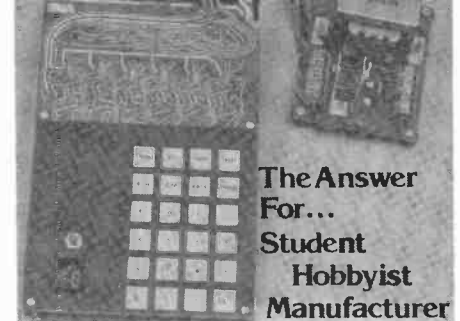
AND MORE THAN 50 OTHERS
BUY THE MODERN WAY
BY MAIL—FROM



12 East Delaware
Chicago, Illinois 60611
312-664-0020

CIRCLE NO. 22 ON FREE INFORMATION CARD

PAIA 8700 Computer/Controller



The Answer For...
**Student
Hobbyist
Manufacturer**

8700 Processor: 6503 MPU. Wear free "Active Keyboard". Micro-Diagnostic. Extensive documentation. Fully Socketed.

Piebug Monitor: User Subroutines. Relative address calculator. Pointer High-low. Back-step key.

Cassette Interface: Load & Dump by file #. Positive indication of operation. Tape motion control.

Applications systems from \$90 (10 unit quantity)
Development systems from \$149 (single unit)

TELL ME MORE I want to see for myself that the 8700 is The Answer.

Please send documentation \$10 enclosed.

send price lists & FREE Catalog of other PAIA kits.

name: _____
Address: _____
City: _____ State: _____ zip: _____

PAIA DEPT. 3-P • 1020 W. Wiltshire Blvd.
ELECTRONICS • Oklahoma City, OK 73116 •

CIRCLE NO. 37 ON FREE INFORMATION CARD

* Reception quality, East Coast (West Coast) location: G-good, F-fair, P-poor
** Not intended for North America, but receivable satisfactorily
Days refer to local date in target area.

7400N TTL

SMT400N	16	SMT472N	39	SMT4180N	125
SMT401N	18	SMT473N	39	SMT4181N	99
SMT402N	20	SMT474N	35	SMT4182N	195
SMT403N	20	SMT475N	35	SMT4183N	99
SMT404N	20	SMT476N	35	SMT4184N	99
SMT405N	20	SMT477N	50	SMT4185N	150
SMT406N	35	SMT480N	50	SMT4186N	125
SMT407N	35	SMT482N	99	SMT4187N	325
SMT408N	20	SMT483N	70	SMT4190N	210
SMT409N	20	SMT485N	89	SMT4192N	600
SMT410N	20	SMT486N	39	SMT4193N	150
SMT411N	20	SMT488N	350	SMT4194N	125
SMT412N	35	SMT489N	249	SMT4195N	99
SMT413N	69	SMT490N	45	SMT4196N	79
SMT414N	69	SMT491N	75	SMT4197N	79
SMT415N	35	SMT492N	49	SMT4199N	249
SMT416N	35	SMT493N	49	SMT4200N	99
SMT417N	20	SMT494N	79	SMT4181N	249
SMT420N	20	SMT495N	79	SMT4182N	99
SMT421N	39	SMT496N	79	SMT4183N	99
SMT422N	49	SMT497N	300	SMT4184N	99
SMT423N	29	SMT4100N	125	SMT4185N	150
SMT424N	29	SMT4107N	39	SMT4186N	150
SMT425N	29	SMT4109N	95	SMT4187N	600
SMT426N	37	SMT4125N	195	SMT4188N	325
SMT427N	37	SMT4129N	35	SMT4189N	125
SMT428N	42	SMT4132N	125	SMT4190N	99
SMT429N	25	SMT4132N	125	SMT4191N	99
SMT430N	25	SMT4132N	125	SMT4192N	89
SMT431N	35	SMT4122N	50	SMT4193N	89
SMT432N	35	SMT4123N	50	SMT4194N	125
SMT433N	35	SMT4124N	50	SMT4195N	125
SMT434N	35	SMT4125N	50	SMT4196N	100
SMT435N	35	SMT4126N	60	SMT4197N	100
SMT436N	35	SMT4127N	60	SMT4198N	175
SMT437N	35	SMT4128N	60	SMT4199N	175
SMT438N	35	SMT4129N	60	SMT4200N	559
SMT439N	35	SMT4130N	60	SMT4201N	559
SMT440N	21	SMT4131N	125	SMT4202N	559
SMT441N	89	SMT4132N	125	SMT4203N	559
SMT442N	69	SMT4133N	125	SMT4204N	559
SMT443N	69	SMT4134N	125	SMT4205N	559
SMT444N	75	SMT4135N	325	SMT4206N	559
SMT445N	75	SMT4136N	325	SMT4207N	559
SMT446N	89	SMT4137N	325	SMT4208N	559
SMT447N	89	SMT4138N	325	SMT4209N	559
SMT448N	89	SMT4139N	325	SMT4210N	559
SMT449N	89	SMT4140N	325	SMT4211N	559
SMT450N	25	SMT4141N	325	SMT4212N	559
SMT451N	25	SMT4142N	325	SMT4213N	559
SMT452N	25	SMT4143N	325	SMT4214N	559
SMT453N	25	SMT4144N	325	SMT4215N	559
SMT454N	25	SMT4145N	325	SMT4216N	559
SMT455N	25	SMT4146N	325	SMT4217N	559
SMT456N	25	SMT4147N	325	SMT4218N	559
SMT457N	25	SMT4148N	325	SMT4219N	559
SMT458N	25	SMT4149N	325	SMT4220N	559
SMT459N	25	SMT4150N	325	SMT4221N	559
SMT460N	25	SMT4151N	325	SMT4222N	559
SMT461N	25	SMT4152N	325	SMT4223N	559
SMT462N	25	SMT4153N	325	SMT4224N	559
SMT463N	25	SMT4154N	325	SMT4225N	559
SMT464N	25	SMT4155N	325	SMT4226N	559
SMT465N	25	SMT4156N	325	SMT4227N	559
SMT466N	25	SMT4157N	325	SMT4228N	559
SMT467N	25	SMT4158N	325	SMT4229N	559
SMT468N	25	SMT4159N	325	SMT4230N	559
SMT469N	25	SMT4160N	325	SMT4231N	559
SMT470N	45	SMT4161N	325	SMT4232N	559

CMOS

20% Discount for 100 Combined 7400's

CD4000	23	CD4044	89	CD4050	129
CD4001	23	CD4046	179	MC14562	145
CD4002	23	CD4047	250	MC14563	225
CD4006	119	CD4048	135	MC14564	550
CD4007	49	CD4049	135	74C80 Series	
CD4010	49	CD4050	49	74C00	39
CD4011	49	CD4051	119	74C02	35
CD4012	25	CD4052	119	74C03	75
CD4013	39	CD4053	119	74C10	65
CD4014	139	CD4054	149	74C14	300
CD4015	119	CD4055	149	74C20	65
CD4016	49	CD4056	79	74C20	65
CD4017	119	CD4057	45	74C23	125
CD4018	49	CD4058	45	74C24	125
CD4019	49	CD4059	45	74C25	125
CD4020	119	CD4060	45	74C26	125
CD4021	139	CD4061	45	74C27	125
CD4022	119	CD4062	45	74C28	125
CD4023	23	CD4063	45	74C29	125
CD4024	79	CD4064	45	74C30	125
CD4025	23	CD4065	45	74C31	125
CD4026	225	CD4066	45	74C32	125
CD4027	69	CD4067	45	74C33	125
CD4028	119	CD4068	45	74C34	125
CD4029	49	CD4069	45	74C35	125
CD4030	49	CD4070	55	74C36	125
CD4031	49	CD4071	23	74C37	125
CD4032	119	CD4072	49	74C38	125
CD4033	119	CD4073	49	74C39	125
CD4034	119	CD4074	49	74C40	125
CD4035	119	CD4075	49	74C41	125
CD4036	119	CD4076	49	74C42	125
CD4037	119	CD4077	49	74C43	125
CD4038	119	CD4078	49	74C44	125
CD4039	119	CD4079	49	74C45	125
CD4040	119	CD4080	49	74C46	125
CD4041	119	CD4081	49	74C47	125
CD4042	119	CD4082	49	74C48	125
CD4043	119	CD4083	49	74C49	125
CD4044	119	CD4084	49	74C50	125
CD4045	119	CD4085	49	74C51	125
CD4046	119	CD4086	49	74C52	125
CD4047	119	CD4087	49	74C53	125
CD4048	119	CD4088	49	74C54	125
CD4049	119	CD4089	49	74C55	125
CD4050	119	CD4090	49	74C56	125
CD4051	119	CD4091	49	74C57	125
CD4052	119	CD4092	49	74C58	125
CD4053	119	CD4093	49	74C59	125
CD4054	119	CD4094	49	74C60	125
CD4055	119	CD4095	49	74C61	125
CD4056	119	CD4096	49	74C62	125
CD4057	119	CD4097	49	74C63	125
CD4058	119	CD4098	49	74C64	125
CD4059	119	CD4099	49	74C65	125
CD4060	119	CD4100	49	74C66	125
CD4061	119	CD4101	49	74C67	125
CD4062	119	CD4102	49	74C68	125
CD4063	119	CD4103	49	74C69	125
CD4064	119	CD4104	49	74C70	125
CD4065	119	CD4105	49	74C71	125
CD4066	119	CD4106	49	74C72	125
CD4067	119	CD4107	49	74C73	125
CD4068	119	CD4108	49	74C74	125
CD4069	119	CD4109	49	74C75	125
CD4070	119	CD4110	49	74C76	125
CD4071	119	CD4111	49	74C77	125
CD4072	119	CD4112	49	74C78	125
CD4073	119	CD4113	49	74C79	125
CD4074	119	CD4114	49	74C80	125
CD4075	119	CD4115	49	74C81	125
CD4076	119	CD4116	49	74C82	125
CD4077	119	CD4117	49	74C83	125
CD4078	119	CD4118	49	74C84	125
CD4079	119	CD4119	49	74C85	125
CD4080	119	CD4120	49	74C86	125
CD4081	119	CD4121	49	74C87	125
CD4082	119	CD4122	49	74C88	125
CD4083	119	CD4123	49	74C89	125
CD4084	119	CD4124	49	74C90	125
CD4085	119	CD4125	49	74C91	125
CD4086	119	CD4126	49	74C92	125
CD4087	119	CD4127	49	74C93	125
CD4088	119	CD4128	49	74C94	125
CD4089	119	CD4129	49	74C95	125
CD4090	119	CD4130	49	74C96	125
CD4091	119	CD4131	49	74C97	125
CD4092	119	CD4132	49	74C98	125
CD4093	119	CD4133	49	74C99	125
CD4094	119	CD4134	49	74C00	125
CD4095	119	CD4135	49	74C01	125
CD4096	119	CD4136	49	74C02	125
CD4097	119	CD4137	49	74C03	125
CD4098	119	CD4138	49	74C04	125
CD4099	119	CD4139	49	74C05	125
CD4100	119	CD4140	49	74C06	125
CD4101	119	CD4141	49	74C07	125
CD4102	119	CD4142	49	74C08	125
CD4103	119	CD4143	49	74C09	125
CD4104	119	CD4144	49	74C10	125
CD4105	119	CD4145	49	74C11	125
CD4106	119	CD4146	49	74C12	125
CD4107	119	CD4147	49	74C13	125
CD4108	119	CD4148	49	74C14	125
CD4109	119	CD4149	49	74C15	125
CD4110	119	CD4150	49	74C16	125
CD4111	119	CD4151	49	74C17	125
CD4112	119	CD4152	49	74C18	125
CD4113	119	CD4153	49	74C19	125
CD4114	119	CD4154	49	74C20	125
CD4115	119	CD4155	49	74C21	125
CD4116	119	CD4156	49	74C22	125
CD4117	119	CD4157	49	74C23	125
CD4118	119	CD4158	49	74C24	125
CD4119	119	CD4159	49	74C25	125
CD4120	119	CD4160	49	74C26	125
CD4121	119	CD4161	49	74C27	125
CD4122	119	CD4162	49	74C28	125
CD4123	119	CD4163	49	74C29	125
CD4124	119	CD4164	49	74C30	125
CD4125	119	CD4165	49	74C31	125
CD4126	119	CD4166	49	74C32	125
CD4127	119	CD4167	49	74C33	125
CD4128	119	CD4168	49	74C34	125
CD4129	119	CD4169	49	74C35	125
CD4130	119	CD4170	49	74C36	125
CD4131	119	CD4171	49	74C37	125
CD4132	119	CD4172	49	74C38	125
CD4133	119	CD4173	49	74C39	125
CD4134	119	CD4174	49	74C40	125
CD4135	119	CD4175	49	74C41	125
CD4136	119	CD4176	49	74C42	125
CD4137	119	CD4177	49	74C43	125
CD4138	119	CD4178	49	74C44	125
CD4139	119	CD4179	49	74C45	125
CD4140	119	CD4180	49	74C46	125
CD4141	119	CD4181	49	74C47	125
CD4142	119	CD4182	49	74C48	125
CD4143	119	CD4183	49	74C49	125
CD4144	119	CD4184	49	74C50	125
CD4145	119	CD4185	49		

BREAD BOARD JUMPER WIRE KIT

Each kit contains 350 wires cut to 14 different lengths from 0.1" to 5.0". Each wire is stripped and the leads are bent 90° for easy insertion. Wire length is classified by color coding. All wire is solid tinned 22 Gauge with PVC insulation. The wires come packed in a convenient plastic box.



JK1 ... \$10.00 / kit

SOCKET JUMPERS

Mates with two rows of 0.25" sq. or dia. pins on patterns of 100+ centers and shielded receptacles. Probe access holes in back. Choice of 6" or 18" length.

Part No.	No. of Contacts	Length	Price
924003-18R	26	18"	\$ 5.38 ea.
924003-06R	26	6"	4.78 ea.
924005-18R	40	18"	8.27 ea.
924005-06R	40	6"	7.33 ea.
924006-18R	50	18"	10.31 ea.
924006-06R	50	6"	9.15 ea.

JUMPER HEADERS

Solder to PC boards for instant plug-in access via socket-connector jumpers. 0.25" sq. posts. Choice of straight or right angle.

Part No.	No. of Posts	Angle	Price
923863-R	26	straight	\$1.28 ea.
923873-R	26	right angle	1.52 ea.
923865-R	40	straight	1.94 ea.
923875-R	40	right angle	2.30 ea.
923866-R	50	straight	2.36 ea.
923876-R	50	right angle	2.82 ea.

INTRA-CONNECTOR

Provides both straight and right angle functions. Mates with standard 10" x 10" dual row connectors (i.e. 3M, Ainsley, etc.) Permits quick testing of inaccessible lines.

Part No.: 922576-26 No. of contacts: 26 Price \$6.90 ea.

INTRA-SWITCH

Permits instant line-by-line switching for diagnostic or QA testing. Switches actuated with pencil or probe tip. Mates with standard 10" x 10" dual-row connectors. Low profile design. Switch buttons recessed to eliminate accidental switching.

Part No.: IS-26 No. of contacts: 26 Price \$13.80 ea.

CRYSTALS

THESE FREQUENCIES ONLY

Part #	Frequency	Case/Style	Price
CY1A	1.000 MHz	HC33 U	\$5.95
CY2A	2.000 MHz	HC33 U	\$5.95
CY2 O1	2.010 MHz	HC33 U	\$9.92
CY3A	4.000 MHz	HC18 U	\$4.95
CY7A	5.000 MHz	HC18 U	\$4.95
CY12A	10.000 MHz	HC18 U	\$4.95
CY14A	14.318 MHz	HC18 U	\$4.95
CY19A	18.000 MHz	HC18 U	\$4.95
CY22A	20.000 MHz	HC18 U	\$4.95
CY30B	32.000 MHz	HC18 U	\$4.95

CONNECTORS PRINTED CIRCUIT EDGE-CARD

156 Spacing-Tin-Double R070-P.C. Cards

Bifurcated Contacts — Fits .054 to .070 P.C. Cards

Part No.	Configuration	Price
15/30	PINS (Solder Eyelet)	\$1.95
18/36	PINS (Solder Eyelet)	\$2.49
22/44	PINS (Solder Eyelet)	\$2.95
50/100	PINS (Wire Wrap)	\$6.95
50/100A	PINS (Wire Wrap)	\$6.95
25 PIN-D SUBMINATURE (RS232)		
DB25P	PLUG	\$3.25
DB25S	SOCKET	\$4.95

SWITCHES

Part No.	Configuration	Price
JMT121	SPDT on-off-on	\$1.95
JMT123	SPDT on-none-on	1.65
JMT221	DPDT on-off-on	2.55
JMT223	DPDT on-none-on	2.15
TOGGLE (sub-miniature)		
MPC121	SPDT on-off-on	\$2.05
MPC123	SPDT on-none-on	1.75
MPC221	DPDT on-off-on	2.65
MPC223	DPDT on-none-on	2.25
PUSH BUTTON		
PB123	SPDT maintained	1.95
PB126	SPDT momentary	1.95
PUSH BUTTON MINATURE		
MS102	DPST momentary open	35
MS103	SPST momentary closed	35
DIPSWITCH		
206-4	8 pin dip 4 switch	1.75
206-7	10 pin dip 7 switch	1.95
206-8	16 pin dip 8 switch	2.25

1/16 VECTOR BOARD

0.1 Hole Spacing P.Pattern

Part No.	L	W	Price
PHENOLIC	64P4	062X0XP	4.50
EPoxy	65P4	062X0XP	4.50
GLASS	64P4	062WE	4.50
	64P4	062WE	4.50
	65P4	062WE	8.50
	65P4	062WEC1	4.50

INSTRUMENT/CLOCK CASE

Injection molded unit. Complete with red bezel. 4 1/2" x 4" x 1-9/16"

\$3.95 ea.

MICROPROCESSOR COMPONENTS

Part No.	Description	Price
8080A	CPU	\$16.00
8212	8 Bit Input/Output	4.95
8214	Priority Interrupt Control	15.95
8216	Bi-Directional Bus Driver	6.95
8224	Clock Generator/Driver	9.95
8228	System Controller Bus Driver	10.95

Part No.	Description	Price
8080A	Super 8008 CPU	15.00
2650	8 BIT MPU	26.50
P8085	CPU	29.95

Part No.	Description	Price
2501	1024 Dynamic Mem 32 BIT	\$ 3.95
2518	Hex 32 BIT	2.00
2519	Hex 40 BIT	4.00
2522	Dual 132 8N SSR	2.95
2524	512 Dynamic	3.00
2525	1024 Dynamic	3.00
2527	Dual 256 BIT	3.95
2529	Dual 512 BIT	4.00
2532	Dual 80 BIT	1.95
2533	1024 Static	5.95
3241	Fifo	3.95
74LS670	16 x 8 Reg	3.95

Part No.	Description	Price
AY-51013	30K Baud UART'S	\$5.95

Part No.	Description	Price
2513(2140)	Char Gen. upper case	\$ 9.95
2513(3071)	Char Gen. lower case	9.95
2516	Char Gen.	10.95
MMS230	2048 BIT (512 x 4 on 256 x 8)	1.95

SPECIAL REQUESTED ITEMS


FCM3817	95.00	11C90	19.95	7205	19.95	9360	3.95
AY-38500-1	9.95	AK33	3.95	ICM7045	24.95	LD10111	25.00
AY-51000	17.50	8120	7.50	ICM7207	7.50	95H90	11.95
AY-51200	14.95	8197	2.00	ICM7208	22.00	MC3061P	3.50
AY-51900	4.95	80165	7.95	ICM7209	7.50	MC4016 (P4416)	7.50
AY-512376	14.95	MC84571	13.50	MMS2040	17.50	MC1406L7	8.95
9374	1.95	MC86574	13.50	DS0068C4	3.75	MC1406L8	9.95
825115	25.00	MC86575	13.50	TL308	10.50	74C922	9.95

PARATRONICS

Featured on February's Front Cover of Popular Electronics

Logic Analyzer Kit Model 100A \$229.00/kit

- Analyzes any type of digital system
- Checks data rates in excess of 8 million words per second
- Trouble shoot TTL, CMOS, DTL, RTL, Schottky and MOS families
- Displays 16 logic states up to 8 digits wide
- See ones and zeros displayed on your CRT, octal or hexadecimal format
- Tests circuits under actual operating conditions
- Easy to assemble — comes with step-by-step construction manual which includes 80 pages on logic analyzer operation. (Model 100A Manual - \$4.95)



PARATRONICS TRIGGER EXPANDER - Model 10

Adds 16 additional bits. Provides digital delay and qualification of input clock and 24-bit trigger word. — Connects direct to Model 100A for integrated unit.

Baseplate — \$9.95
Model 10 Manual — \$4.95

3 1/2-Digit Portable DMM

Overload Protected
3 1/2 high LED Display
Battery or AC operation
Auto Zeroing
1mv 1mv 0.1 ohm resolution
Overrange warning
10 meg input impedance
DC Accuracy 1% typical
Ranges: DC Voltage -10/100V AC Voltage 0-1000V Freq. Response 50-400 Hz DC/AC Current 0-100mA Resistance 2-10 meg ohm Size 6 1/2" x 4 1/2" x 2"

Model 2800 \$99.95

Comes with test leads, operating manual and spare fuse

100 MHz 8-Digit Counter

20 Hz to 100 MHz Range
4 power sources, i.e. 8 LED Display
Crystal controlled timebase
Fully Automatic
Portable — completely self-contained
Size — 1.75" x 7.38" x 5.63"

MAX-100 \$134.95

Accessories:
AC Adapter BC-28 \$9.00
Rechargeable Batteries BP-26 20.00
Carrying Case LC-28 7.50

Accessories For MAX 100:
Mobile Charger Eliminator use power from car battery
Charger/Eliminator use 116 V AC
Model 100 — CLA \$3.95
Model 100 — CAI \$9.95

CONTINENTAL SPECIALTIES

Other CS Proto Boards

\$15.95 (6" long X 4" wide)

PB100 - 4.5" x 6"	\$ 19.95
PB101 - 5.8" x 4.5"	29.95
PB102 - 7" x 4.5"	39.95
PB103 - 9" x 6"	59.95
PB104 - 9.5" x 8"	79.95
PB203 - 9.75 x 6 1/2 x 2 1/4	80.00
PB203A - 9.75 x 6 1/2 x 2 1/4	129.95

(includes power supply)

LOGIC MONITOR for DTL, HTL, TTL or CMOS Devices \$84.95

QT PROTO STRIPS

01-595	01-185	01-358	01-125
01-598	01-475	01-359	01-85
01-478	01-355	01-185	01-75
01-475	01-358	01-125	01-75
01-478	01-358	01-125	01-75
01-475	01-358	01-125	01-75

Experimenter 300 \$ 8.95
Experimenter 600 \$10.95

\$5.00 Minimum Order — U.S. Funds Only
California Residents — Add 6% Sales Tax

Spec Sheets - 25¢ — Send \$5e Stamp for 1978 Catalog Dealer Information Available

James ELECTRONICS

1021-A HOWARD AVE., SAN CARLOS, CA. 94070
PHONE ORDERS WELCOME — (415) 592-8097
Advertised Prices Good Thru March

1978 CATALOG NOW AVAILABLE

The Incredible "Pennywhistle 103"

\$129.95 Kit Only

The Pennywhistle 103 is capable of recording data and/or from audio tape without critical speed requirements for the recorder and it is able to communicate directly with another modem and terminal for telephone "hamming" and communications for the deaf. In addition, it is free of critical adjustments and is built with non-precision, readily available parts.

Maximum Data Rate 300 baud
Data Format Asynchronous Serial (return to mark level required between each character)
Receive Channel Frequencies 2025 Hz for space, 2225 Hz for mark
Transmit Channel Frequencies Switch selectable: Low (normal) - 1070 space, 1270 mark high - 025 space, 2225 mark
Receive Sensitivity -46 dbm acoustically coupled
Transmit Level -15 dbm nominal Adjustable from -6 dbm to 20 dbm
Receive Frequency Tolerance Frequency reference automatically adjusts to allow for operation between 1800 Hz and 2400 Hz
Digital Data Interface EIA RS-232C or 20 mA current loop (receiver is isolated and non-polar)

Power Requirements 120 VAC, single phase, 10 Watts
Physical All components mount on a single 5" by 9" printed circuit board. All components included
Requires a VOM, Audio Oscillator, Frequency Counter and/or Oscilloscope to align

NEW! BULB-ENERGY SAVER

BULB-ENERGY SAVERS used for years by major industrial users — now available for home or office use. Bulb Savers can cut electrical bills by as much as 3%. BULB-SAVERS lengthens light life by:

1. Acting as an electrical "shock absorber", turns the bulb on slowly, eliminating the "thermal shock". Bulb life increases 300 percent.
2. Banishes Current "Surges" Cushions line voltage surges when other loads cut power line.
3. Reduces Energy Consumption

Bulb lasts 3 or more times longer.
Fits Standard Socket
6 watts to 200 watts

BES-1 \$1.50 ea 10+ \$2

1-9 10+ 15
1-9 10+ 25

Kit — \$39.95
Assembled — \$49.95
Heavy Duty Carry Case \$5.95

Stop Watch Chip Only (7205) \$19.95

DIGITAL STOPWATCH

- Bright 6 Digit LED Display
- Times to 59 minutes 59 seconds
- Crystal Controlled Time Base
- Three Stopwatches in One
- Times Single Event — Split & Taylor
- Size 4.5" x 2.15" x .90" (4 1/2 ounces)
- Uses 3 Pennie Cells

Kit — \$39.95
Assembled — \$49.95
Heavy Duty Carry Case \$5.95

Stop Watch Chip Only (7205) \$19.95

3 1/2 DIGIT DPM KIT

Model KB500 DPM Kit \$49.00
Model 311D-5C-5V Power Kit \$17.50

- New Bipolar Unit
- Auto Zeroing
- 5" LED
- Auto Polarity
- Low Power
- Single IC Unit

JE700 CLOCK

The JE700 is a low cost digital clock, but it is a very high quality unit. The unit features a simulated walnut case with dimensions of 6 1/2" x 4 1/2" x 1 1/2". It utilizes a MAN72 high brightness readout, and the MMS314 clock chip.

12 or 24 Hour
KIT ONLY \$16.95

115 VAC

HEXADECIMAL ENCODER 19-KEY PAD

- 10
- ABCDEF
- Shift Key
- 2 Optional Keys

\$10.95 each

New 63 KEY KEYBOARD \$29.95

IN STOCK

This keyboard features 63 un-coded SPST keys, unattached to any kind of P.C.B. A very solid molded plastic 13 x 4 1/2 base suits most applications.

H08165 Encoder Chip (encodes 16 Keys) \$7.95 ea.
AY-52376 Encoder Chip (encodes 88 Keys) \$14.95 ea.

JE803 PROBE

The Logic Probe is a unit which is for the most part indispensable in trouble shooting logic families. TTL, DTL, RTL, CMOS. It derives the power it needs to operate directly off of the circuit under test drawing a scant 10 mA max. (It uses a MAN) readout to indicate any of the following states by these symbols: (H) 1 (LOW) 0 (PULSE) P. The Probe can detect high frequency pulses to 45 MHz. It can't be used at MOS levels or circuit damage will result.

\$9.95 Per Kit

Printed circuit board

TTL 5V 1A Supply

This is a standard TTL power supply using the well known LM309K regulator. IC to provide a stable 1 AMP of current at 5 volts. We try to make things easy for you by providing everything you need in one package, including the hardware for only

\$9.95 Per Kit

COMPUTER PERIPHERAL & PARTS WORKSHOP

POLY PAKS INTRODUCES THE FIRST MAGAZINE RETAIL STORE FOR THE ELECTRONIC MAIL-ORDER HOBBYIST!

"RED" LED READOUTS!

as low as 20¢ each

Cat. No.	Size	Description	Sale
3E1890	.127"	MAN-3**	5 for \$1.00
3E1503	.19	MAN-4*	2 for \$1.19
3E1273	.27	MAN-1*	\$1.00
3E3093	.33	MAN-72 equal**	\$1.19
3E3161	.33	MAN-74 equal**	\$1.19
3E3512	.35	FND359**	\$1.00
3E2949	.5	FND500**	\$1.50
3E2950	.5	FND507**	\$1.50
3E3483	.5	727-Dual**	\$2.50
3E2488	.5	727-Dual**	\$2.50
3E2258	.6	747**	\$1.95

*Common Anode **Common Cathode

HEXADECIMAL MICROPROCESSOR AND CONTROL KEYBOARD KIT! 29.95

Address microprocessors, control computer operated equipment. 2 key rollover. Has 20 keys, 16 encoded, 4 external to be assigned by user. Output 4 bit binary. Also, an EXCLUSIVE FEATURE: 4 LEDs display the binary output. TTL/CMOS compatible, requires +5, 12VDC. Complete kit. Nothing else to buy! With instructions.

Cat. No. 3E5009 Hexadecimal Kit \$29.95
Cat. No. 3E5010 Hexadecimal Wired \$34.95

- New! Improved design! Saves you time!
- 4 bit binary/hexadecimal output plus strobe!
- Keyboard pre-assembled onto PC board!



POLY PAKS SPECIAL

BUY \$15 WORTH Take 10% DISCOUNT

BUY \$100 WORTH Take 25% DISCOUNT

FROM THIS AD ONLY

DISCRETE LED'S 6 for \$1.19

Order in multiples of 6 of each type!

Cat. No.	Description	Similar to	WVCO	Sale
3E1944	Jumbo Red	MV5053		
3E2138	Jumbo Yellow	XC5562		
3E2138	Jumbo Green	XC5566		
3E2785	Medium Red	XC229		
3E2786	Medium Green	XC229		
3E2787	Medium Yellow	XC229		
3E2788	Medium Blue	XC229		
3E1948	Micro Yellow	XC209Y		
3E2140	Micro Green	XC290G		

\$49.95 KEYBOARD & ENCODER KIT

Cat. No. 3E5001 Kit \$49.95
Cat. No. 3E5002 Wired \$59.95

Outputs standard 7 bit ASCII! Interfaces with most data systems. Keyboard pre-assembled onto PC board. 2 key rollover. Electronic shift lock and carriage return. 4 modes: Normal, control, shift, shift/control. Additional functions can be assigned by user. +5, 12VDC. 200 ma. Negative or positive logic, jumper selectable. Exclusive test feature... 7 LED's display the ASCII code. Complete kit, nothing else to buy! Size: 13" x 6 1/2" x 1 1/4", 3 lbs.

- Uses MOS Encoder ROM!
- 7 LED Test Feature!
- 64 key keyboard!
- Encodes 128 ASCII Characters!
- Interfaces with ALTAIR, IMSAI, and more!

MICROPROCESSORS! MEMORIES! SUPPORT!

Order by Cat. No. 3E3459 and type

Type	Description	Sale
MC6800L	8 bit CPU	\$24.95
8008A	8 bit CPU, 2 usec	14.95
Z80A	8 bit CPU	34.95
8008	8 bit CPU	9.95
1101	256 x 1 stat. RAM	.69
1103	1K Dyn RAM	1.29
1702A	256 x 8 EPROM	5.95
2102-L1	1K x 1 Lo-power RAM	1.69
2101	256 x 4 Stat. RAM	1.59
2708	8K EPROM	19.95
MM4116	16K Dyn RAM	32.00
MM4200P11	4K x 1 Dyn RAM, 350ns	3.95
MM5202	2K EPROM	6.95
MM203	2K EPROM	8.95
MM5260	1K Dyn RAM	.99
MM5262	2K x 1 Dyn RAM	.99
8212	8 bit I/O port	3.95
8216	Bi-direct bus driver	3.95
8224	Clock Gen	4.95
8228	System cont.	9.95
8251	Communication Int	15.50
8255	Periph inter	11.95

COMPUTER GRADE CAPACITORS

Quantity	Value	Sale
1,000	3,000	\$2.75
1,000	4,000	2.25
1,000	14,000	2.75
1,000	15,000	1.50
Order by Cat. No.	22,000	75 3.95
3E5112 and value!	24,000	30 2.50
	44,000	30 3.95

FULL WAVE BRIDGE RECTIFIERS!

PIV (#3E1346)	6 AMP (#3E2456)	10 AMP (#3E2447)	25 AMP (#3E2273)
50	\$.59	\$.88	\$1.05
100	.65	.99	1.15
200	.69	1.19	1.29
400	.89	1.40	1.79
600	.99	1.69	1.95
800	1.19	1.95	2.25
1000	1.25	2.25	2.50

Order by Cat. No. Amperage and voltage

SPECTRA-TWIST RIBBON CABLE

Twisted pairs of brightly colored cable! 24AWG

Cat. No.	Length	Sale
3E3680	48 cond. 2 ft.	\$1.98
3E4081	32 cond. 2 ft.	\$1.98

RIBBON CABLE AT THIN PRICES

Cond.	Length	Sale
20	8 ft.	\$1.98
36	8 ft.	\$1.98
44	8 ft.	\$1.98
40	4 ft.	\$1.98
50	3 ft.	\$1.98

Order by Cat. No. 3E3939 and conductors

SPECTROL "SKINNY-TRIMS"

Ohms	Description	Your Choice
50	3" square, screwdriver shaft.	
100	2" sq. tol. 1/4 watt, Cermet, PC	
500	leads. Order by Cat. No. and value.	2 for \$1.98
1K	10K	
2K	20K	Cat. No. 3E3863 25 turn upright, type 64
5K	50K	Cat. No. 3E3866 single turn, flat, type 63

10 AMP POWER TAB SCR'S, TRIACS, QUADRACS!

PIV	SALE
20	\$0.55
100	\$1.00
100	\$1.00
400	\$1.19
600	\$1.19

Order by Cat. No. and Voltage

MOTHERBOARD EDGE CONNECTOR

106 pins (53 each side). Use with IMSAI & ALTAIR 0.125" pin ctrs, goldplated 3/4" wire wrap leads. Open ends. Rt. wide PC boards. 8 ozs. Cat. No. 3E3987

\$3.95

GIANT SALE! MICRO-MINI TOGGLE SWITCHES

Cat. No.	Contacts	Sale
3E3936	SPST	\$1.19
3E4036	SPDT	1.29
3E5085	DPDT	1.39
3E4037	DPDT	1.45
3E5087	4PDT	1.95

"MICRO-TONE" AUTOPATCH ENCODER KIT

Emergency! Family! Friends! Complete in its own mini-cabinet! Only 2 1/8 x 1 5/8 x 1/2", small enough to mount in a mikel Snap action bubble keys contact. Features output level, digitally xtal controlled tones, on-chip synthesized tones, on-chip oscillator. Requires 4.5 to 5.5 VDC. Complete kit! Nothing else to buy! Wt. 12 oz.

Cat. No. 3E4086 kit \$28.88
Cat. No. 3E4087 wired \$34.95

Low Power ICs

Type	Sale	Type	Sale
74LS00	\$.32	74LS132	1.19
74LS02	.32	74LS138	1.24
74LS04	.35	74LS139	1.24
74LS08	.32	74LS151	1.25
74LS10	.32	74LS153	1.25
74LS11	.32	74LS155	1.25
74LS13	.32	74LS163	1.47
74LS15	.32	74LS160	1.47
74LS16	.32	74LS161	1.47
74LS21	.32	74LS162	1.47
74LS22	.32	74LS163	1.47
74LS27	.39	74LS168	1.68
74LS30	.32	74LS169	1.68
74LS32	.39	74LS191	1.75
74LS37	.45	74LS174	1.05
74LS38	.45	74LS190	1.77
74LS42	1.19	74LS366	6.88
74LS47	.99	74LS192	1.75
74LS74	.49	74LS193	1.75
74LS90	.89	74LS195	1.25
74LS92	.89	74LS257	1.35
74LS93	.89	74LS257	1.35
74LS109	.58	74LS266	5.4
74LS112	.58	74LS368	6.88
74LS113	.58	74LS368	6.88
74LS114	.49	74LS390	2.95

POLY PAKS "CHIPS" AWAY IC AND CRYSTAL PRICES!

Type	Description	Sale
ICM7205	Stopwatch	\$14.95
AY3-8500-1	6 TV Games	9.95
MM5330	4 1/2 Digit DVM	4.95
8038C	Volt Control Osc.	4.95
KR2376-139	BCD Encoder Rom	6.95
DKR2376-5T	ASCII Encoder Rom	14.95
11C90DC	650MHz Prescaler	14.95
95H90DC	350MHz Prescaler	8.88
MC14410	Touch Tone Chip	9.95
MMK2002P	Char Gen. (sim 2513)	3.95
72707/7208	Fred Counter pair	24.95
ICM7107	3 1/2 Digit DVM/DMM	12.50
MM5316	Alarm Clock	2.95
MM5369	60 Hz Timebase IC	1.95
3579MHz	Timebase Xtal	1.95
1.00MHz	Touchtone Xtal	5.95
3.2768MHz	Stopwatch Xtal	4.95

C-MOS

Type	Sale	Type	Sale
CD4000	\$.29	CD4022	1.19
CD4001	.29	CD4023	.29
CD4002	.29	CD4024	.79
CD4006	1.19	CD4025	.34
CD4007	.29	CD4027	.69
CD4008	.79	CD4028	.89
CD4010	.59	CD4029	1.19
CD4011	.29	CD4033	1.60
CD4012	.29	CD4035	.99
CD4013	.69	CD4040	1.19
CD4015	1.19	CD4041	1.25
CD4016	.49	CD4042	.88
CD4017	.49	CD4046	1.79
CD4018	1.19	CD4049	.49
CD4019	.49	CD4066	.79
CD4020	.49	CD4071	.29
CD4021	1.29		

SILICON POWER STUD RECTIFIERS!

PIV (#3E1727)	12 AMP	50 AMP	250 AMP
50	\$.29	\$.75	\$4.95
100	.36	1.10	6.50
200	.45	1.35	7.50
400	.61	1.75	8.50
600	.79	2.25	10.50
800	.90	2.75	11.50

SOLAR ENERGY DISCS

All Cells .5V! As low as \$3.95

High efficiency! Gang for higher voltages and amps!

Cat. No.	Size	Mils	Sale
3E5046	2"	500ma	\$3.95
3E3862	3"	1000ma	8.88
3E3788	3 1/2"	1200ma	12.50
3E5057	4"	1500ma	15.95

DIP SWITCHES

Cat. No.	Switches	Sale
3E3668	2	\$.77
3E3669	3	.88
3E3670	4	.99
3E3671	5	1.19
3E2677	6	1.79

ECCO 10-POSITION BCD THUMBWHEEL SWITCH

1-2-4-8 BCD encoding! Positions labeled 0-7, F, L 3 for (F coded for 8, L coded for 4, 9). White numerals on a black background. Ecco 800 series. 1 1/4" x 1/2".

Cat. No. 3E3846 **\$1.49**

IN4000 EPOXY RECTIFIERS

Cat. No.	Type	PIV	Sale
3E2377	IN4001	50	10 for \$.55
3E2378	IN4002	100	10 for .75
3E2379	IN4003	200	10 for .85
3E2380	IN4004	400	10 for .99
3E2381	IN4005	600	10 for 1.29
3E2382	IN4006	800	10 for 1.39

TRANSFORMER SALE

Cat. No.	Output V.	Amps	Misc.	Sale
3E3999	6.3V	500ma	Metal encased	\$1.98
3E3814	6.3V	1A	Open frame	\$2.49
3E3815	12V	300ma	Open frame	\$1.95
3E4029	12V	1A	Open frame	\$2.95
3E4028	12V	1A	Metal encased	\$2.95
3E3323	24VCT	300ma	Open frame	\$1.95
3E3927	24V	1A	Open frame	\$1.95
3E2773	48VCT	2A	Metal encased	\$2.95
3E3875	110V	300ma	Isolation	\$1.19

HANDY COMPUTER MULTITESTER

1000 ohms per volt

1% precision, movements diode protected against burnout. Measures DC volts 0-15-150-1000; AC volts 0-15-150-1000; DC current 0-150ma; resistance X1000. Sensitivity 1000 ohms/volt AC-DC. Uses sensitive coil, not included. Size 2 3/4" x 1 1/2" x 5/8". Wt. 5 ozs.

Cat. No. 3E3921 **\$88**

IC SOCKETS

as low as 17¢ ea.

- Low profile, solder tail.
- 3E2123 8 pin mldip .17
- 3E1308 14 pin dip .17
- 3E1309 16 pin dip .17
- 3E1378 18 pin dip .25

COMPUTER GRAPHICS 2 for \$8. "JOYSTICK" \$4.50

- Four 100K pots!
- Chrome handle and knob!

Cat. No. 3E3804

WRITE FOR POLY PAKS CATALOG

FEATURING **BEST BARGAINS** IN ELECTRONICS

POLY PAKS

TERMS: Add postage. Rated: net 30
Phone: Wakefield, Mass. (617) 245-3829
Retail: 16-18 Del Carmine St., Wakefield, MA
MINIMUM ORDER — \$6.00

P.O. BOX 942E LYNNFIELD, MA.

C.O.D.'S MAY BE PHONED

MORE THAN 20,000 DIFFERENT COMPONENTS

7400 TTL

7400	.18	7442	1.08	74107	.49
7401	.21	7448	1.15	74121	.55
7402	.21	7450	.26	74122	.49
7404	.21	7451	.27	74123	1.05
7405	.24	7453	.27	74125	.60
7407	.45	7454	.41	74126	.81
7408	.25	7460	.22	74132	3.00
7409	.25	7472	.39	74141	1.15
7410	.20	7473	.45	74150	1.10
7411	.30	7425	.45	74151	2.25
7413	.65	7475	.80	74153	1.35
7416	.43	7482	1.75	74154	1.54
7417	.43	7483	1.15	74157	1.30
7420	.21	7485	1.12	74161	1.45
7422	1.50	7486	.45	74164	1.65
7425	.43	7489	2.49	74165	1.65
7427	.37	7490	.69	74166	1.70
7428	.35	7491	1.20	74174	1.95
7430	.26	7492	.82	74175	1.95
7432	.31	7493	.82	74180	1.05
7437	.47	7494	.91	74181	3.55
7438	.40	7495	.91	74191	1.50
7440	.21	7496	.91	74195	1.00
7441	1.10	74100	1.25	74197	1.00

74L SERIES TTL

74L00	.33	74LS04	.45	74LS113	.98
74L10	.33	74LS10	.39	74LS138	1.89
74L30	.33	74LS20	.45	74LS174	2.50
74L42	1.50	74LS51	.39	74LS386	5.50
74L86	.69	74LS74	.65	74S153	2.25
74LS00	.39	74LS112	.85	74S387	1.95

74H00 TTL

74H00	.33	74H11	.33	74H53	.39
74H01	.33	74H20	.33	74H56	.39
74H04	.33	74H21	.33	74H73	.59
74H05	.35	74H30	.33	74H74	.59
74H10	.33	74H40	.33	74H76	.65

MOTOROLA

MC663P	2.50	MC1460	3.95
MC666P	1.60	MC1469R	2.50
MC670P	1.60	MC1489	4.60
MC679P	2.50	MC1496	1.65
MC725P	1.50	MC1510G	8.00
MC789P	1.50	MC1514L	4.50
MC790P	1.50	MC1595L	6.25
MC817P	1.30	MC1723CL	3.80
MC836P	1.35	MC1741CG	1.20
MC844	1.25	MC1810P	1.25
MC853P	2.25	MC3004L	2.25
MC876P	2.25	MC3007P	2.25
MC1004L	1.25	MC3021L	2.15
MC1010L	1.25	MC3060L	2.65
MC1305	1.95	MC3062L	3.00
MC1352P	1.55	MC4024P	2.20
MC1357	1.70	MC4044P	4.80
MC1371	1.85	MC14507CP	1.25
MC1439	2.65	MC14511CP	2.76
MC1458P	.50	MC14512CP	1.70

C MOS

4001AE	.29	4023AE	.29
4002AE	.29	4024AE	1.50
4007AE	.29	4025AE	.35
4010AE	.58	4028AE	1.60
4011AE	.29	4029AE	2.90
4012AE	.29	4030AE	.65
4015AE	1.25	4037AE	4.50
4016AE	.65	4040AE	2.40
4018AE	1.10	4044AE	1.50
4019AE	.65	4049AE	.75
4020AE	1.75	4050AE	.75
4021AE	1.50		

RECTIFIERS

1N4001	.60	5.00
1N4002	.70	6.00
1N4003	.80	7.00
1N4004	.90	8.00
1N4005	1.00	9.00
1N4006	1.10	10.00
1N4007	1.20	11.00

UNIUNCTIONS

2N2160	.65
2N2646	.45
2N2647	.55
2N4851	.75
2N4852	.75
2N4870	.50
2N4871	.50
2N4891	.50

HARDWARE - SOCKETS

MU4892	.50
MU4893	.50
MU4894	.50
2N6027	.55
2N6028	.70
D5E37	.35
MU10	.35
MU20	.40

Nylon Screws, Nuts and Rivets - 50 piece assortment \$1.99
MK 20 TO-3 Mounting Kit 5 for \$9.99
NT-505 Mica and bushing. Specify TO-3, TO-66 or TO-220
10 sets for \$9.99
IC Socket 14-Pin DIL \$25 each
IC Socket 16-Pin DIL \$27 each
Wire Wrap 16-Pin DIL \$32 each

POPULAR JEDEC TYPES

1N34	.25	2N1540	.90	2N2712	.18	2N3394	.17	2N3856	.20	2N4402	.16
1N60	.25	2N1544	.80	2N2894	.40	2N3414	.17	2N3866	1.25	2N4403	.20
1N270	.25	2N1554	1.25	2N2903	3.30	2N3415	.18	2N3903	.16	2N4409	.20
1N914	.10	2N1560	2.80	2N2904	.25	2N3416	.19	2N3904	.16	2N4410	.16
1N4148	.25	2N1605	1.75	2N2904A	.30	2N3417	.20	2N3905	.16	2N4416	.75
1S1555	.35	2N1613	.50	2N2905	.25	2N3442	1.85	2N3906	.16	2N4441	1.00
		2N1711	.50	2N2905A	.30	2N3553	1.50	2N3954A	3.75	2N4442	1.15
2N173	1.75	2N1907	4.10	2N2906	.25	2N3563	.20	2N3955	2.45	2N4443	1.35
2N338A	1.05	2N2102	.70	2N2906A	.30	2N3565	.20	2N3957	1.25	2N4852	.55
2N404	.75	2N2160	.70	2N2907	.35	2N3568	.20	2N3958	1.20	2N5061	.30
2N443	2.50	2N2218	.25	2N2907A	.30	2N3642	.20	2N4037	.60	2N5064	.50
2N508A	.45	2N2218A	.30	2N2913	.75	2N3643	.20	2N4038	.85	2N5065	.20
2N706	.25	2N2219	.25	2N2914	1.20	2N3645	.20	2N4124	1.6	2N5130	.15
2N718	.25	2N2219A	.30	2N3019	1.00	2N3646	.14	2N4126	1.6	2N5138	.15
2N718A	.30	2N2221	.25	2N3053	.30	2N3731	3.75	2N4141	.20	2N5294	50
2N918	.60	2N2221A	.30	2N3054	.70	2N3740	1.00	2N4142	.20	2N5296	.50
2N930	.25	2N2222	.25	2N3055	.75	2N3771	1.75	2N4143	.20	2N5306	20
2N956	.30	2N2222A	.30	2N3227	1.00	2N3772	1.90	2N4220A	.45	2N5400	.40
2N1302	1.25	2N2270	.40	2N3247	3.40	2N3773	3.00	2N4234	.95	2N5401	.50
2N1305	.75	2N2369	.25	2N3250	.50	2N3819	.50	2N4400	1.6	2N5457	.35
2N1420	.20	2N2484	.32	2N3393	.20	2N3823	.70	2N4401	.16	2N5458	.30

ALL PARTS GUARANTEED WRITE FOR FREE CATALOG

CIRCLE NO. 32 ON FREE INFORMATION CARD

LINEAR

754508P	.49	LM301H	.35	LM741CH	.45
75451BP	.39	LM307H	.35	LM747	.90
75452BP	.39	LM309K	1.25	LM748H	.45
75453BP	.39	LM311H	.90	LM1458N	.80
75454BP	.39	LM318N	1.50	NE5566V	1.50
75491BP	.79	LM339N	1.85	NE5568	1.00
75492BP	.85	LM351AN	.65	NE5569	.60
CA3005	1.60	LM370N	1.25	NE556	1.50
CA3006	3.50	LM380N	1.45	UA702	.80
CA3018	1.10	LM586	2.25	UA703CH	.45
CA3018A	1.80	LM711CH	.80	UA709CH	.30
CA3026	1.50	LM723H	.75	UA749CH	.46
CA3046	.35	LM741CN	.45		

IC's ON THE MOVE

BBD BUCKET BRIGADE DEVICE			
MM3001	19.50	MM3002	11.70
MM3003	9.45		
HALL IC: DN834	1.25	DN837	1.50
DN835	1.35	DN838(NEW)	

ZENER DIODES

1/2 Watt, ± 10%	\$.30 each to 33 V
1 Watt, ± 10%	\$.40 each to 33 V
Voltages to 200V, and ± 5% Available	

1 Megohm Potentiometer - Made by Clarostat. 7/16" diam., split, knurled shaft 1/2" long.
NT544 \$3.99 Three for \$1.00

5400 SERIES

5400	1.00	5475	1.50	LM340K-5	1.95
5404	1.25	5486	1.90	LM340K-6	1.95
5410	1.00	5493	2.00	LM340K-8	1.95
5426	1.25	54100	1.80	LM340K-15	1.95
5473	1.50	54LS04	1.00	LM340K-18	1.95
				LM340K-24	1.95
				LM340T0-5	1.75
				LM340T0-8	1.75
				LM340T0-8	1.75
				LM340T0-12	1.75
				LM340T0-12	1.75
				LM340T0-18	1.75
				LM340T0-24	1.75

RESISTORS

1/2 Watt ± 5% Packed 5 of any one value	\$.25
1/2 Watt ± 5% Packed 5 of any one value	\$.30
STANDARD RESISTANCE VALUES	

SEE OUR AD ON JAPANESE TRANSISTORS AND IC's IN THIS ISSUE.

MINIMUM ORDER \$5.00

All orders add 1.00 Postage and Handling.
Canada \$1.50
N.J. Residents add 5% sales tax

ELECTROLYTIC CAPACITORS

2.2MF50	Axial Leads	.15	30MF25	Axial Leads	.18
3.3MF10	Axial Leads	.15	47MF25	Radial Leads	.19
3.3MF10	No Polarity	.15	47MF50	Radial Leads	.24
10MF25	Axial Leads	.15	100MF16	Radial Leads	.19
10MF50	Axial Leads	.16	100MF25	Radial Leads	.24
10MF150	Axial Leads	.20	500MF50	Axial Leads	.60
25MF35	Axial Leads	.18	1000MF35	Axial Leads	.65

MICROPROCESSOR

C1702A	9.95	2708	34.95	8008	19.95
2101	5.75	C5101-3	4.50	8080A	19.95
2102	1.75	MM5013	3.25	8224	10.45

Contact us for all your microprocessor needs.

NEW FROM NEWTONE

Regulated Power Supply Components Kit - Contains the components needed to build a fixed-voltage regulated supply including: 117/17V- 1 ampere Transformer, Bridge Rectifier, 2000 uF Capacitor, and a 1 ampere LM340 3-terminal IC Regulator. Makes a fine "on board" supply or use it for breadboarding. Components only. Specify 5, 6, 8, 12 or 15 volts. **NT525 \$4.99**

Pioneer 6" Speaker - 7 1/2-watt, 3.2-ohm speaker made the way speakers should be made. Has heavy-duty treated paper cone, protected magnet housing, and a ceramic terminal strip marked with polarity. A beautiful speaker at half the price you'd expect. **NT526 \$2.39 Three for \$6.00**

PC Boards - MIL grade, 1/16" glass-epoxy boards with 2-ounce copper on one side.

NT521 6"x3" \$.50, NT522 6"x6" \$.90, NT523 6"x8" \$1.20

Dry Transfer Patterns for PC Boards - Includes 0.1" spaced IC pads, donuts, angles, and 3-and 4-connector pads. Over 225 patterns on a 2" x 7 1/4" sheet. **NT520 \$1.49**

3PDT - 24 Volt DC Relay - Potter & Bromfield KUP14D15. Each contact can handle 10 amperes at voltages to 240 Vac. Coil resistance is 450 ohms. A super buy! Limited quantities. **NT508 \$9.99**

5" Taunt-Band Meter - One milliampere full scale, 3 1/2", scale length. Coil resistance 465 ohms. Made by Modutec for Bose. Meter scale in VUs (-20 to +30). Meter is designed to be mounted coil up. Complete with "smoke" plastic cover. Over-all 5 1/8" x 4". Meter face mounts in a 5 1/8" x 2 3/8" cutout. A beautiful meter. **NT539 \$4.89**

Aluminum Knob - Solid machined aluminum knob with fluted sides made for Bose. Black front-face insert, black pointer line. Fits flat 1/4" shaft, does not require set screws. .8 high, .7 diam. Easily worth \$1.50 **NT540 \$.82 2 for \$1.50**

BOSE SPEAKERS

Bose has discontinued their original 301 System. New-Tone purchased the speakers remaining in inventory when the 301 was discontinued, and is offering them at prices that seem impossible. The speakers have been tested with the Bose "Tone Standard" as a reference and have been subjected to the Bose power-handling test which includes both fixed and sweep-frequency testing. **8-Inch Woofer** (Bose Part No. 102606) has a free-air resonant frequency of 25-35 Hz., and has a 1.5", 8.5-ounce magnet. The upper tested-frequency is 4000 Hz.

3-Inch Tweeter (Bose Part No. 107376) has a free-air resonant frequency of 1200-1500 Hz., and has an upper tested-frequency of 16.5 kHz. Supplies are limited. We urge you to take advantage of these prices and stock up for your future needs.

Sorry, we have no information about the Bose enclosures or the crossover networks, nor do we have more specs. Bose says these data are proprietary information.

8" Woofer NT541 \$10.95
3" Tweeter NT542 \$ 3.95



NEW-TONE ELECTRONICS

PO BOX 1738A BLOOMFIELD, N.J. 07003
PHONE: (201) 748-6171, 6172, 6173

SHOP YOUR NEARBY RADIO SHACK FOR QUALITY PARTS AT LOW PRICES!

ELECTRONICS Market Place

Top quality devices, fully functional, carefully inspected. Guaranteed to meet all specifications, both electrically and mechanically. All are made by well known American manufacturers, and all have to pass

manufacturer's quality control procedures. These are not rejects, not fallouts, not seconds. In fact, there are none better on the market! Count on Radio Shack for the finest quality electronic parts.

TTL Digital ICs

First Quality

Made by National Semiconductor and Motorola



Type	Cat. No.	ONLY
7400	276-1801	35¢
7402	276-1811	39¢
7404	276-1802	35¢
7406	276-1821	49¢
7410	276-1807	39¢
7413	276-1815	79¢
7420	276-1809	39¢
7427	276-1823	49¢
7432	276-1824	49¢
7441	276-1804	99¢
7447	276-1805	99¢
7448	276-1816	99¢
7451	276-1825	39¢
7473	276-1803	49¢
7474	276-1818	49¢
7475	276-1806	79¢
7476	276-1813	59¢
7485	276-1826	1.19
7487	276-1827	49¢
7490	276-1808	79¢
7492	276-1819	69¢
74123	276-1817	99¢
74145	276-1828	1.19
74150	276-1829	1.39
74154	276-1834	1.29
74192	276-1835	1.19
74193	276-1820	1.19
74194	276-1832	1.19
74196	276-1833	1.29

Resistor and Capacitor Packs



Resistor and capacitor kits in handy plastic storage boxes you can use over and over again. Stock up!

1/2 Watt, 10% Tolerance Resistors. 271-601 Pkg. of 350/9.95
 1/4 Watt, 5% Tolerance Resistors. 271-602 Pkg. of 350/9.95
 50WVDC Ceramic Disc Capacitors. 272-601 Pkg. of 175/9.95
 35WVDC Radial Lead Capacitors. 272-602 Pkg. of 35/9.95
 35WVDC Axial Lead Capacitors. 272-603 Pkg. of 36/9.95

Tantalum Capacitors

Maximum capacity in smallest size. Low ESR, highly stable electrical characteristics and low leakage. Radial leads.

Cat. No.	µF	Each	Cat. No.	µF	Each
272-1401	0.1	39¢	272-1407	2.2	45¢
272-1402	0.22	39¢	272-1408	3.3	45¢
272-1403	0.33	39¢	272-1409	4.7	49¢
272-1404	0.47	39¢	272-1410	6.8	49¢
272-1405	0.68	39¢	272-1411	10.0	49¢
272-1406	1.0	39¢			

Nos. 1401-1408, 35WVDC. 1409-1411, 16WVDC.



PC Board Accessories



8-piece photographic PC board processing kit — fastest, easiest way to produce perfect printed circuit projects.
 276-1560 12.95
 Etch-Resist Marking Pen. 276-1530 1.19
 Etchant Solution. 276-1535 1.89
 PC Board Assortment. 276-1573 1.98

Build an LED Digital Clock



12-HR LED Clock Module. Just add a transformer and switches for a complete clock with 0.5" LED display. 277-1001 14.95
 Transformer for above. 120VAC 60 Hz. 273-1520 3.99
 SPST Miniature Pushbutton Switch. 275-1547 5/1.99
 Display Case. 1 1/2"x6 3/8"x4 7/16". 270-285 3.95



CMOS ICs

100% guaranteed electrically and mechanically



Type	Cat. No.	ONLY
74C00	276-2301	49¢
74C02	276-2302	49¢
74C04	276-2303	49¢
74C08	276-2305	49¢
74C74	276-2310	89¢
74C76	276-2312	89¢
74C90	276-2315	1.49
74C192	276-2321	1.69
74C193	276-2322	1.99
4001	276-2401	49¢
4011	276-2411	49¢
4013	276-2413	89¢
4017	276-2417	1.49
4020	276-2420	1.49
4027	276-2427	89¢
4049	276-2449	69¢
4050	276-2450	69¢
4511	276-2447	1.69
4518	276-2490	1.49


LED Digital Displays



Digits	Size	Drive	Cat. No.	ONLY
1	0.6"	Anod.	276-056	2.99
1	0.6"	Cath.	276-066	2.99
1	0.3"	Anod.	276-053	1.99
1	0.3"	Cath.	276-062	1.99

Digits	Size	Drive	Cat. No.	ONLY
1	0.3"	Anod.	276-1210	4/6.99
1	0.3"	Cath.	276-1211	4/6.99
4	0.5"	Anod.	276-1201	6.95
4	0.5"	Cath.	276-1202	6.95

Power Supply Parts



5-Amp Full-Wave Bridge Rectifier. 50 PIV. 275-1180 1.99
 50V 3-Amp Power Rectifier. 300-A surge. 275-1141 Pkg. 2/69¢
 Electrolytic Capacitors
 3300 µF at 35V. 272-1021 2.99
 5000 µF at 35V. 272-1022 3.49
 Heavy-Duty Transformers. All for 120VAC, 60 Hz.

Cat. No.	Volts	Current	Size	Each
273-1512	25.2 CT	2A	2 1/2"x2 1/2"x2"	4.99
273-1513	12	5A	4x2x2 1/2"	8.95
273-1514	18 CT	4A	4x2x2 1/2"	8.95

IC Accessories



Bus Strip. 276-173 1.99
 Experimenter Socket. 276-172 9.95
 DIP Switch. 275-1301 1.99
 DIP Header. 276-1980 1.29
 Right Angle 16-Pin Socket. 276-1985 1.49

Low-Profile DIP Sockets

Pins	Cat. No.	Price
8	276-1995	2/59¢
14	276-1999	2/89¢
16	276-1998	2/89¢
28	276-1997	Ea. 89¢
40	276-1996	Ea. 99¢

Linear ICs

By National Semiconductor and Motorola — first quality

Type	Cat. No.	ONLY
301CN	276-017	49¢
324N	276-1711	1.49
339N	276-1712	1.49
386CN	276-1731	99¢
555CN	276-1723	79¢
556CN	276-1728	1.39
566CN	276-1724	1.69
567CN	276-1721	1.99
723CN	276-1740	69¢
741CN	276-007	49¢
741H	276-010	49¢
3900N	276-1713	99¢
3909N	276-1705	99¢
3911N	276-1706	1.99
4558CN	276-038	79¢
75491	276-1701	99¢
75492	276-1702	99¢
7805	276-1770	1.29
7812	276-1771	1.29
7815	276-1772	1.29

Computer Chips




8080A Microprocessor. An 8-bit National Semiconductor chip in a 40-pin DIP. 100% Prime. 276-2510 17.95

The CPU and Memory IC's you need for building your own personal computer.


2102 Static RAM. 1024-word by one bit read/write memory. Under 600 nS access time. 276-2501 2.49 Ea. or 8/14.95

Silicon Solar Cells



Produce Power from Light!
 2cmx4cm. 0.5V at 100mA. 276-120 2.99
 2cmx2cm. 0.5V at 60mA. 276-128 1.99

Clock Chips



50252. 12-hour clock, 24-hour alarm chip. With full specifications. 276-1751 6.99
 7001. 12-hour calendar alarm clock IC. With all data. 276-1756 10.95

WHY WAIT FOR MAIL ORDER DELIVERY? IN STOCK NOW AT OUR STORE NEAR YOU!

Radio Shack®

Prices may vary at individual stores and dealers

A TANDY COMPANY • FORT WORTH, TEXAS 76102
 OVER 6000 LOCATIONS IN NINE COUNTRIES

DIGI-KEY CORPORATION

FREE 800-346-4444

MINNESOTA RESIDENTS 218-681-6674

IC'S • RESISTORS • TRANSISTORS • CAPACITORS • DIODES • I.C. SOCKETS & PINS • SWITCHES
 CLOCK MODULES • OPTOELECTRONICS • BREADBOARDING & TESTING DEVICES • DRAFTING SUPPLIES
 DATA BOOKS • HEAT SINKS • WIRE • TOOLS ... AND MORE ... WRITE FOR FREE CATALOG ...

INTEGRATED CIRCUITS

TTL	74198	1.49	74LS261	2.00	LF537N	1.20	
	74201	1.86	74LS266	3.90	LF1379N	.76	
7400	21	74221	1.49	74LS273	1.28	LM301AN	.44
7401	21	74251	1.09	74LS279	.62	LM307N	.64
7402	21	74279	.90	74LS283	.60	LM308N	1.00
7403	21	74298	.94	74LS290	.65	LM309K	1.80
7404	21	74365	.67	74LS293	.65	LM331N	.90
7405	21	74386	.67	74LS295	1.10	LM337N	1.20
7406	25	74387	.67	74LS298	.60	LM337TMP	1.00
7407	25	74388	.67	74LS365	.67	LM338N	1.30
7408	21	74390	.67	74LS366	.67	LM339N	1.30
7409	21	74391	.67	74LS367	.67	LM339N	1.30
7410	21	74500	.28	74LS377	1.50	LM339TMP-9	1.30
7411	21	74501	.28	74LS386	.39	LM339TMP-13	1.30
7412	21	74502	.28	74LS395	1.14	LM339TMP-18	1.30
7413	25	74503	.28	74LS420	2.34	LM339TMP-18.30	1.30
7414	25	74504	.28	74LS425	1.17	LM339TMP-18.30	1.30
7415	25	74505	.29	74LS430	.67	LM339TMP-24.30	1.30
7416	25	74506	.29	74LS435	.67	LM339TMP-24.30	1.30
7417	25	74507	.29	74LS436	.67	LM339TMP-24.30	1.30
7418	25	74508	.29	74LS437	.67	LM339TMP-24.30	1.30
7419	25	74509	.29	74LS438	.67	LM339TMP-24.30	1.30
7420	25	74510	.29	74LS439	.67	LM339TMP-24.30	1.30
7421	25	74511	.29	74LS440	.67	LM339TMP-24.30	1.30
7422	25	74512	.28	74LS441	.67	LM339TMP-24.30	1.30
7423	35	74513	.28	74LS442	.67	LM339TMP-24.30	1.30
7424	35	74514	.28	74LS443	.67	LM339TMP-24.30	1.30
7425	35	74515	.28	74LS444	.67	LM339TMP-24.30	1.30
7426	25	74516	.28	74LS445	.67	LM339TMP-24.30	1.30
7427	35	74517	.28	74LS446	.67	LM339TMP-24.30	1.30
7428	25	74518	.28	74LS447	.67	LM339TMP-24.30	1.30
7429	25	74519	.28	74LS448	.67	LM339TMP-24.30	1.30
7430	21	74520	.28	74LS449	.67	LM339TMP-24.30	1.30
7431	21	74521	.28	74LS450	.67	LM339TMP-24.30	1.30
7432	21	74522	.28	74LS451	.67	LM339TMP-24.30	1.30
7433	30	74523	.28	74LS452	.67	LM339TMP-24.30	1.30
7434	30	74524	.28	74LS453	.67	LM339TMP-24.30	1.30
7435	30	74525	.28	74LS454	.67	LM339TMP-24.30	1.30
7436	30	74526	.28	74LS455	.67	LM339TMP-24.30	1.30
7437	30	74527	.28	74LS456	.67	LM339TMP-24.30	1.30
7438	25	74528	.28	74LS457	.67	LM339TMP-24.30	1.30
7439	25	74529	.28	74LS458	.67	LM339TMP-24.30	1.30
7440	21	74530	.28	74LS459	.67	LM339TMP-24.30	1.30
7441	21	74531	.28	74LS460	.67	LM339TMP-24.30	1.30
7442	53	74532	.33	74LS461	.67	LM339TMP-24.30	1.30
7443	53	74533	.33	74LS462	.67	LM339TMP-24.30	1.30
7444	53	74534	.33	74LS463	.67	LM339TMP-24.30	1.30
7445	53	74535	.33	74LS464	.67	LM339TMP-24.30	1.30
7446	70	74536	.33	74LS465	.67	LM339TMP-24.30	1.30
7447	70	74537	.33	74LS466	.67	LM339TMP-24.30	1.30
7448	70	74538	.33	74LS467	.67	LM339TMP-24.30	1.30
7449	70	74539	.33	74LS468	.67	LM339TMP-24.30	1.30
7450	70	74540	.33	74LS469	.67	LM339TMP-24.30	1.30
7451	21	74541	.29	74LS470	.67	LM339TMP-24.30	1.30
7452	21	74542	.29	74LS471	.67	LM339TMP-24.30	1.30
7453	21	74543	.29	74LS472	.67	LM339TMP-24.30	1.30
7454	21	74544	.29	74LS473	.67	LM339TMP-24.30	1.30
7455	21	74545	.29	74LS474	.67	LM339TMP-24.30	1.30
7456	21	74546	.29	74LS475	.67	LM339TMP-24.30	1.30
7457	21	74547	.29	74LS476	.67	LM339TMP-24.30	1.30
7458	21	74548	.29	74LS477	.67	LM339TMP-24.30	1.30
7459	21	74549	.29	74LS478	.67	LM339TMP-24.30	1.30
7460	21	74550	.29	74LS479	.67	LM339TMP-24.30	1.30
7461	21	74551	.29	74LS480	.67	LM339TMP-24.30	1.30
7462	21	74552	.29	74LS481	.67	LM339TMP-24.30	1.30
7463	21	74553	.29	74LS482	.67	LM339TMP-24.30	1.30
7464	21	74554	.29	74LS483	.67	LM339TMP-24.30	1.30
7465	21	74555	.29	74LS484	.67	LM339TMP-24.30	1.30
7466	21	74556	.29	74LS485	.67	LM339TMP-24.30	1.30
7467	21	74557	.29	74LS486	.67	LM339TMP-24.30	1.30
7468	21	74558	.29	74LS487	.67	LM339TMP-24.30	1.30
7469	21	74559	.29	74LS488	.67	LM339TMP-24.30	1.30
7470	21	74560	.29	74LS489	.67	LM339TMP-24.30	1.30
7471	21	74561	.29	74LS490	.67	LM339TMP-24.30	1.30
7472	21	74562	.29	74LS491	.67	LM339TMP-24.30	1.30
7473	21	74563	.29	74LS492	.67	LM339TMP-24.30	1.30
7474	21	74564	.29	74LS493	.67	LM339TMP-24.30	1.30
7475	21	74565	.29	74LS494	.67	LM339TMP-24.30	1.30
7476	21	74566	.29	74LS495	.67	LM339TMP-24.30	1.30
7477	21	74567	.29	74LS496	.67	LM339TMP-24.30	1.30
7478	21	74568	.29	74LS497	.67	LM339TMP-24.30	1.30
7479	21	74569	.29	74LS498	.67	LM339TMP-24.30	1.30
7480	21	74570	.29	74LS499	.67	LM339TMP-24.30	1.30
7481	21	74571	.29	74LS500	.67	LM339TMP-24.30	1.30
7482	21	74572	.29	74LS501	.67	LM339TMP-24.30	1.30
7483	21	74573	.29	74LS502	.67	LM339TMP-24.30	1.30
7484	21	74574	.29	74LS503	.67	LM339TMP-24.30	1.30
7485	21	74575	.29	74LS504	.67	LM339TMP-24.30	1.30
7486	21	74576	.29	74LS505	.67	LM339TMP-24.30	1.30
7487	21	74577	.29	74LS506	.67	LM339TMP-24.30	1.30
7488	21	74578	.29	74LS507	.67	LM339TMP-24.30	1.30
7489	21	74579	.29	74LS508	.67	LM339TMP-24.30	1.30
7490	21	74580	.29	74LS509	.67	LM339TMP-24.30	1.30
7491	21	74581	.29	74LS510	.67	LM339TMP-24.30	1.30
7492	21	74582	.29	74LS511	.67	LM339TMP-24.30	1.30
7493	21	74583	.29	74LS512	.67	LM339TMP-24.30	1.30
7494	21	74584	.29	74LS513	.67	LM339TMP-24.30	1.30
7495	21	74585	.29	74LS514	.67	LM339TMP-24.30	1.30
7496	21	74586	.29	74LS515	.67	LM339TMP-24.30	1.30
7497	21	74587	.29	74LS516	.67	LM339TMP-24.30	1.30
7498	21	74588	.29	74LS517	.67	LM339TMP-24.30	1.30
7499	21	74589	.29	74LS518	.67	LM339TMP-24.30	1.30
7500	21	74590	.29	74LS519	.67	LM339TMP-24.30	1.30

MICROPROCESSORS

8080A	8-BIT CPU, 2 USEC CYCLE	\$12.95
8080B	8-BIT I/O PORT	\$3.95
8216	BI-DIRECTIONAL BUS DRIVER	\$4.25
8224	CLOCK GENERATOR	\$3.95
8228	SYSTEM CONTROLLER	\$6.95
8251	COMMUNICATIONS INTERFACE	\$12.95
8255	PERIPHERAL INTERFACE	\$11.95
1702A	7K EPROM (256B)	\$5.95
2708	8K EPROM (1Kx8)	\$29.50
2102-1	1K RAM 500 NS	\$1.79
5C/MP	5 VOLT SC/MP CPU	\$9.95
2650	MICROPROCESSOR 1.25MHZ 2 CLOCK 40 DIL	\$24.95

LED DIGITS AND LAMPS

FN0551	375' Single Digit, CC, Red	\$1.33
FN0500	5' Single Digit, CC, Red	1.33
FN0507	5' Single Digit, CC, Red	1.33
FN0600	6' Single Digit, CC, Red	2.50
FN0800	8' Single Digit, CC, Red	2.50
NS4873	3' Dual Digit, CC, Red	2.20
NS4874	3' Dual Digit, CC, Red	2.20
NS4875	3' Dual Digit, CC, Red	2.20
NS4876	3' Dual Digit, CC, Red	2.20
NS4877	3' Dual Digit, CC, Red	2.20
NS4878	3' Dual Digit, CC, Red	2.20
NS4879	3' Dual Digit, CC, Red	2.20
NS1053	Dr. Red 1 1/2" Lamp	1.50
NS1054	Dr. Red 1 1/2" Lamp	1.50
NS1055	Dr. Red 1 1/2" Lamp	1.50
NS1056	Dr. Red 1 1/2" Lamp	1.50
NS1057	Dr. Red 1 1/2" Lamp	1.50
NS1058	Dr. Red 1 1/2" Lamp	1.50
NS1059	Dr. Red 1 1/2" Lamp	1.50
NS1060	Dr. Red 1 1/2" Lamp	1.50
NS1061	Dr. Red 1 1/2" Lamp	1.50
NS1062	Dr. Red 1 1/2" Lamp	1.50
NS1063	Dr. Red 1 1/2" Lamp	1.50
NS1064	Dr. Red 1 1/2" Lamp	1.50
NS1065	Dr. Red 1 1/2" Lamp	1.50
NS1066	Dr. Red 1 1/2" Lamp	1.50
NS1067	Dr. Red 1 1/2" Lamp	1.50
NS1068	Dr. Red 1 1/2" Lamp	1.50
NS1069	Dr. Red 1 1/2" Lamp	1.50
NS1070	Dr. Red 1 1/2" Lamp	1.50

DATA BOOKS

TTL DATA BOOK	592 P. NAT. SEMI.	90118	\$4.00
LINEAR DATA BK	952 P. NAT. SEMI.	90118	\$4.00
CMOS DATA BK	77 EDIT. 555 P. NAT. SEMI.	90128	\$3.00
POWER TRANSISTORS	151 P. NAT. SEMI.	90138	\$3.00
MEMORY DATA BK	592 P. NAT. SEMI.	90148	\$3.00
LOGIC DATA BK	713 P. NAT. SEMI.	90158	\$4.00
INTERFACE DATA BK	464 P. NAT. SEMI.	90168	\$4.00
VOL. REG. BK	128 P. NAT. SEMI.	90178	\$3.00
LIN. APPLIC. BK	1 432 P. NAT. SEMI.	90188	\$4.00
TRANS. APPLIC. BK	2 246 P. NAT. SEMI.	90198	\$4.00
ANALOG HANDBOOK	196 P. NAT. SEMI.	90208	\$4.00
8080A MICRO. SYS. DESIGN MAN.	NAT. SEMI.	90218	\$5.00
SC/MP MICRO. APP. HANDBK.	NAT. SEMI.	90228	\$5.00
SPECIAL FUNCTION DATA BK.	NAT. SEMI.	90238	\$3.00
CMOS I.C.'S	278 P. SOLID STATE SCIENT.	90308	\$5.00
SIMULATED ANALOG MANUAL	637 P.	90318	\$5.95

8080A CHIP SET

ONE EACH 8080A, 8212, 8224, AND 8228 PLUS SIXTEEN 2102-1'S ALL FOR \$49.95

MOLEX I.C. SOCKET PINS

85/C 8.200" 38.200" 275.00/50M

5% CARBON FILM RESISTORS

1/4 WATT RESISTOR ASSORTMENTS

RS125 1/4W 1% 12, 15, 18, 22, 27, 33, 39, 47, 56, 68, 82, 100, 120, 150, 180, 220, 270, 330, 390, 470, 560, 680, 820, 1000, 1200, 1500, 1800, 2200, 2700, 3300, 3900, 4700, 5600, 6800, 8200, 10000, 12000, 15000, 18000, 22000, 27000, 33000, 39000, 47000, 56000, 68000, 82000, 100000, 120000, 150000, 180000, 220000, 270000, 330000, 390000, 470000, 560000, 680000, 820000, 1000000, 1200000, 1500000, 1800000, 2200000, 2700000, 3300000, 3900000, 4700000, 5600000, 6800000, 8200000, 10000000, 12000000, 15000000, 18000000, 22000000, 27000000, 33000000, 39000000, 47000000, 56000000, 68000000, 82000000, 100000000, 120000000, 150000000, 180000000, 220000000, 270000000, 330000000, 390000000, 470000000, 560000000, 680000000, 820000000, 1000000000, 1200000000, 1500000000, 1800000000, 2200000000, 2700000000, 3300000000, 3900000000, 4700000000, 5600000000, 6800000000, 8200000000, 10000000000, 12000000000, 15000000000, 18000000000, 22000000000, 27000000000, 33000000000, 39000000000, 47000000000, 56000000000, 68000000000, 82000000000, 100000000000, 120000000000, 150000000000, 18000

Operation Assist

If you need information on outdated or rare equipment—a schematic, parts list, etc.—another reader might be able to assist. Simply send a postcard to Operation Assist, POPULAR ELECTRONICS, 1 Park Ave., New York, NY 10016. For those who can help readers, please respond directly to them. They'll appreciate it. (Only those items regarding equipment not available from normal sources are published.)

Scanfax Systems duplicator Model 200, serial #200-000074. Any information needed. Rev. R.A. Elrod, Outreach Ministry, 800 Dunbar Rd., Fall, OH 44278.

I.T.T. instrument type PL-2 time base from precision X-Y display. Schematic, manual or manufacturer. Bob Ettare, 645 W. Garland Ter., Sunnyvale, CA 94086.

Wards Alrine Model 62-256 AM/SW. Need schematic. David Warren, 117 Royal Crest, Los Alamos, NM 87544.

JBL SG 520 preamplifier, JBL SE 400S power amplifier. Service manuals. Jacob Landy, 111 Gardenia La., Hicksville, NY 11801.

Simpson oscilloscope Model #476. Schematic and operating manual. M. Riordan, 109 Cayuga St., San Francisco, CA 94112.

R.C.A. tube tester #156. Schematic diagram. David R. Ellis, 138-C Welsh Dr., Lancaster, PA 17601.

Collins 75A4 receiver. Instruction manual and schematics. Allen Vinegar, 160 St.-Paul St., Brookline, MA 02146.

Precision Model E-450 dot and bar color generator. Instruction manual and schematic. McKay Bradley, 2324 N. Powhattan St., Arlington, VA 22205.

Hammarlund HX-500 transmitter. Alignment instructions. Warren Curry, Cabery P.O., Stelle, IL 60919.

(continued on page 118)

8K ECONORAM II™: kit \$135, 3 kits for \$375, assembled and tested \$155.

This is the board that thousands of owners swear on, not at. There are lots of reasons, such as unique addressing options, reliability, full buffering, fast access time, a full set of sockets... but probably the most popular feature is the price, which is all the more remarkable because of the high level of quality. One owner reviewing this board in the 1/77 issue of *Kilobaud*, closing with the words "If you're not convinced, by now that the Econoram II is one of the best memory buys on the market today" you really have to be one tough cookie—either that or you work for someone else who makes memory boards.

12K ECONORAM VI™: \$235

We proudly welcome our newest memory board family member, designed from the ground up for full compatibility with the Heath Company H8. Organized as two independent blocks, one 8K block and one 4K. Has the same basic features as our ECONORAM II™—all static design, switch selected protect and phantom sockets for all ICs, full buffering—plus the required hardware and edge connector to mate mechanically with the H8. You can have our 12K board for the price of the Heath Company's 8K... with the performance you have come to expect from products carrying the ECONORAM trade mark.

8K ECONORAM III™: \$149

The first 3K X 8 dynamic RAM that performs well enough to merit the ECONORAM™ name. Not a kit! It's asser bled, tested, and ready to run in your S-100 machine (Altair, etc.), low power. Configuration as 2 separate 4K blocks. Zero wait states with 8080 CPU. Includes 1 year warranty.

CPU POWER SUPPLY \$50
5V at 4A, +12V at 1/2A, -12V at 1/2A, bias supply.	
10 SLOT MOTHERBOARD \$90
18 SLOT MOTHERBOARD \$124
These S-100 buss motherboards come with edge connectors and active termination circuitry.	
ACTIVE TERMINATOR \$29.50
Plugs into S-100 buss motherboards lacking active termination to clean up the glitches associated with unterminated lines.	

MORE COMPUTER ITEMS

"Altair/MSAI Extender Board Kit." We are proud to distribute this Mullen Computer Boards product for the S-100 buss. A must for servicing, taking measurements, burning in, etc. Integral logic probe, with needle point non-skid tip and special edge connector for easy probing. #CK-006, \$35.00. Also available: **"Relay/Opto-Isolator Control Board Kit."** 8 reed relays respond to 8 bit word; 8 opto-isolators accept inputs for handshaking or further control. With applications notes: #CK-011, \$117.00.

DB-25 RS-232 SUBMINI-D CONNECTORS:

#Male plug, #CK-1004, \$3.95; female jack, #CK-1005, \$3.95; plastic hood for male connector, #CK-1006, \$0.90.

EDGE CONNECTORS:

#CK-1001: 100 pin edge connector with gold plated 3 level wrap posts. Mates with Altair/MSAI peripherals \$5 each or 5/\$22.
#CK-1002: Same as above, but with solderless pins on 0.25" centers (mates with IMSAI motherboard), \$5 each or 5/\$22.
#CK-1003: Same as above, but with solderless pins on 0.14" centers (mates with Altair motherboard), \$6 each or 5/\$27.50.

BOOKS

"Some Common BASIC Programs" by Lon Poole and Mary Borchers. If you've got BASIC, here are some programs to play with. #BK-21002, \$7.50.

The Adam Osborne and Associates Books. We offer **"An Introduction to Microcomputers,"** volumes 1 and 2, plus **"8080 Programming for Logic Design"** at a special combination price of \$25.00 (order #BK-1001). Also available: **"6800 Programming for Logic Design."** #BK-5001, \$7.50.

Send for our flyer

Terms: Cal res add tax. Allow 5% shipping; excess refunded. Mastecharg® /VISA® orders (\$15 min) call (415) 562-0636. 24 hrs. CDD OK with street address.

GODBOUT
BILL GODBOUT ELECTRONICS
BOX 2355, OAKLAND AIRPORT CA 94614

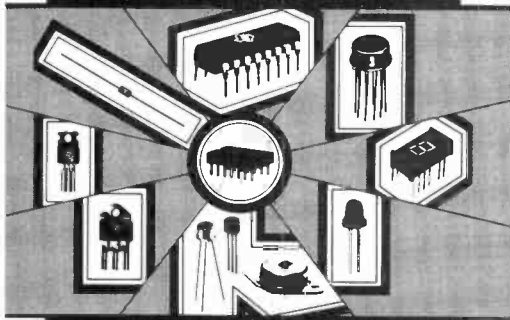
CIRCLE NO. 18 ON FREE INFORMATION CARD

Active Electronic Sales Corp.

\$2.50

1978

THE WORLD'S LARGEST
INTERNATIONAL SEMICONDUCTOR
DISTRIBUTOR



Active Electronic Sales Corp.

P.O. BOX 1035

FRAMINGHAM, MASSACHUSETTS 01701

TELEPHONE ORDERS (617) 879-0077

Over The Counter Sales

12 Mercer Rd.
NATICK, MASS. 01760
(Behind Zayres on Route 9)

Our New and Expanded Comprehensive 1978 Catalogue (144 pages) is finally available.

Please write for your complimentary copy.

Active Electronic Sales Corp.

P.O. BOX 1035 FRAMINGHAM, MASSACHUSETTS 01701

OVER-THE-COUNTER SALES, 12 Mercer Rd., Natick, Mass. 01760 Behind Zayres on Rte. 9

Telephone Orders & Enquiries (617) 879-0077

IN CANADA
2 Locations

5651 Ferrier st.
Montreal, Quebec
Tel. (514) 735-6425

44 Fasken Dr-Unit 25
Rexdale, Ontario
Tel. (416) 676-3311

MINIMUM ORDER \$10.00 * ADD \$2.00 TO COVER POSTAGE & HANDLING * Canadian customers add 15% for exchange and handling. All federal and provincial taxes extra. Foreign customers please remit payment on an international bank draft or international postal money order in American dollars.

PRINTED CIRCUIT BOARD
4 1/2 x 6 1/2 SINGLE SLED EPOXY BOARD
1/16" thick, unetched 5.60 ea. 5/52.60

7 WATT LO-65 LASER DIODE IR \$8.95
2N 3820 P-FET \$.45
2N 5457 N-FET \$.45
2N 2646 P-FET \$.45
ER 900 TRIGGER DIODES \$ 4.00
2N 6028 PROG UJT \$.65

MINIATURE MULTI-TURN TRIM POTS
100, 500, 1K, 2K, 5K, 10K, 50K, 100K,
200K, 500K 1 Meg. \$.75 each 3/52.00

VERIPAX PC BOARD
This board is a 1/16" single sided paper
epoxy board. It is 2 1/2" DRILL and
ETCHED which will hold up to 21 single 14
pin IC's of 8, 16, or LSI DIP IC's with bus-
ses for power supply connector. \$4.00

RED, YELLOW, GREEN or AMBER
LARGE LED's 6/51.00
1L-5 (MCT-2) \$.75
MOLEX PINS 100/51.00
1000/58.00
MCG860 MDEEM CHIP \$9.95

Silicon Power Rectifiers
PRV 1A 3A 12A 50A 125A
100 60 14 30 80 3 7.0
200 0.7 20 35 1.15 4.25
400 0.9 25 50 1.40 6.50
600 1.1 30 70 1.80 8.50
800 1.5 35 90 2.30 10.50
1000 2.0 45 110 2.75 12.50

SAD 1024-a REDICON 1024 stage analog
"Bucket Brigade" shift register. \$18.95

IN 4148 (IN914) 15/51.00
2708-8K EPROM (450 ns) \$10.95
2522 STATIC SHIFT REG \$ 1.95
2513 CHARACTER GEN \$ 3.50
2518 HEX 32 BIT SR \$ 4.95
TMS4050N-4K 4Kx4 RAM \$ 4.95
3201-2K EPROM \$ 4.50
2102-1 1024-BT RAM (450 ns) \$ 1.19

MK4008P \$ 1.95
5280-4K DYNAMIC RAM \$ 4.75
1702A UV PROM \$ 3.95
5204-4K PROM \$10.95
82523 \$ 1.95
AV-5-1013 UART \$ 6.95

MTA 206 P-DPDT Center Off \$ 1.85
MSD 206 P-DPDT Center Off
Lower Switch \$ 1.85

#28, EIGHT CONDUCTOR DIP SOCKETS 80 WIRE
SPECTRA 8 PIN - 22 PIN - 40
14 PIN - 25 PIN - 50
FLAT CABLE 16 PIN - 28 PIN - 60
100/51.50 16 PIN - 30
100/51.50 16 PIN - 30

REGULATORS
309K \$.95 340K-12, 15
723 \$.50 340T-5, 6, 8, 12
320K-5 or \$1.40 340T-5, 6, 8, 12
15V \$1.40 340T-5, 6, 8, 12
320T-5, 15 or \$1.30 78M0 or 79 \$1.30
24V \$1.15

RS232 DB 25P male \$2.95
CONNECTORS DB 25F female \$3.50

TRANSISTOR SPECIALS
2N6233-NPN RF POWER. \$ 1.95
MRF-8004 a CB RF Transistor NPN \$ 1.50
2N3772 NPN Si TO-3 \$ 1.00
2N1546 PNP GE TO-3 \$ 1.00
2N4098 NPN Si TO-3 \$ 1.00
2N6056 NPN Si TO-3 D, Junction \$ 1.70
2N5086 PNP Si TO-92 \$ 1.00
2N4898 PNP TO 66 \$.60
2N404 PNP GE TO 5 \$ 5/1 0.00
2N3919 NPN Si TO 3 RF \$ 1.50
MPSA 13 NPN Si TO 92 \$ 1.00
2N3767 NPN Si TO 66 \$.75
2N2272 NPN Si TO 18 \$ 5/1 0.00
2N3055 NPN Si TO 3 \$.50
2N3904 NPN Si TO 92 \$ 5/1 0.00
2N3906 PNP Si TO 92 \$ 1.00
2N5296 NPN Si TO 270 \$.50
2N6109 PNP Si TO 220 \$ 1.00
2N3638 PNP Si TO 5 \$ 5/1 0.00

TTL IC SERIES
7400-16 7430-16 7490-16 74163-80
7401-16 7432-25 7491-65 74164-95
7402-16 7437-24 7492-43 74165-105
7403-16 7438-24 7493-45 74170-225
7404-20 7440-16 7494-70 74173-35
7405-20 7441-70 7495-65 74174-95
7406-25 7442-52 7496-65 74175-90
7407-25 7446-65 7497-28 74176-75
7408-20 7446-70 74121-33 74177-75
7409-20 7447-65 74122-38 74180-65
7410-16 7448-70 74123-40 74181-2.00
7411-20 7450-15 74125-40 74190-1.20
7412-20 7447-32 74126-40 74191-1.20
7413-39 7473-32 74150-1.10 74192-83
7414-85 7474-32 74151-65 74193-83
7415-25 7475-45 74153-65 74194-85
7417-25 7476-30 74154-1.00 74195-85
7420-16 7480-45 74155-70 74196-86
7425-25 7483-70 74157-65 74279-87
7426-25 7485-97 74161-85 75491-50

SILICON SOLAR CELLS
2 1/2" diameter 4V at 500 ma \$4.00

LED READOUTS
FND 359 C.C. 4" \$ 50 DL 704 3" C.C. \$ 95
FND 70 C.C. 4" \$ 55 MAN 7 3" C.C. \$ 95
FND 503 C.C. 5" \$ 85 NS 333 diq array \$ 75
FND 510 C.A. 5" \$ 85 DL 747 C.A. 6" \$ 195

DATA CASSETTES 1/2 hr. \$1.25
44 Pin Solder Tail 156" Spacing \$2.20

MM5987A with FCS8024 readouts. This new National
clock chip will directly drive LED displays.
Four 8" high readouts supplied. \$10.95

MCV 6571A 7 x 9 upper & lower
case character set \$10.75

CTS 206 B eight position dip switch \$1.90
CTS-206 4 four position dip switch \$1.75

ALCO MINIATURE TOGGLE SWITCHES
MTA 106 SPDT \$1.05
MTA 206 DPDT \$1.45

Full Wave Bridges
PRV 2A 6A 25A
100 1.30
200 .75 1.25 2.00
400 .95 1.50 3.00
600 1.20 1.75 4.00

SANKEN AUDIO POWER AMPS
S-1010 G 10 WATTS \$ 6.80
S-1020 G 20 WATTS \$13.70
S-1050 G 50 WATTS \$29.90

TANTULUM CAPACITORS
22UF 35V 5/51 0.00 68UF 35V 4 5/1 0.00
47UF 35V 5 5/1 0.00 10UF 10V \$.25
68UF 35V 5 5/1 0.00 22UF 25V \$.40
1UF 35V 5 5/1 0.00 15UF 35V 3/5/1 0.00
2 2UF 20V5 5 1 0.00 30UF 6V 5/5/1 0.00
3 3UF 35V 4 5/1 0.00 47UF 20V \$.35
4 7UF 15V 5/5/1 0.00 68UF 15V 5 5/1 0.00


74LS SERIES
74LS00 26 74LS125 65 LM 101 75
74LS02 26 74LS126 65 LM 301/748 29
74LS03 26 74LS132 80 LM307 30
74LS04 28 74LS136 39 LM 308 75
74LS05 28 74LS138 72 LM 311 75
74LS08 28 74LS139 72 LM 318 120
74LS09 28 74LS151 98 LM 319 95
74LS10 26 74LS153 93 LM 324 105
74LS11 26 74LS156 95 LM 311 75
74LS13 50 74LS156 95 LM 358 1.40
74LS15 28 74LS157 98 LM 370 115
74LS20 26 74LS160 102 LM 377 290
74LS21 26 74LS161 102 LM 380 95
74LS22 26 74LS162 102 LM 381 125
74LS26 33 74LS163 102 LM 382 125
74LS27 33 74LS168 110 LM 637 250
74LS28 26 74LS169 110 LM 339 110
74LS32 33 74LS170 172 LM 555 39
74LS37 37 74LS173 139 LM 556 85
74LS38 37 74LS174 105 NE540L 275
74LS40 27 74LS175 122 500 200
74LS42 88 74LS190 150 565 95
74LS47 79 74LS191 150 566 125
74LS51 26 74LS192 175 567 130
74LS54 26 74LS193 175 203 90
74LS90 95 74LS195 125 709 25
74LS73 40 74LS196 99 710 35
74LS74 40 74LS197 99 741C or V 31
74LS76 40 74LS221 125 247 75
74LS90 89 74LS257 135 LM 1310 2.50
74LS92 85 74LS258 138 1456 95
74LS93 85 74LS279 175 1458 50
74LS109 43 74LS265 66 CA 3046 75
74LS112 43 74LS366 66 3900 40
74LS113 43 74LS368 66 8038CC 2.90
74LS114 43 74LS390 195 UA79195 195

TRIACS
PRV 1A 10A 25A 1.5A 6A 35A
100 40 70 1.30 40 50 1.20
200 70 110 1.75 60 70 1.60
400 110 1.60 2.60 1.00 1.20 2.20
600 1.70 2.30 3.60 1.50 3.00

SCR'S

EVERYTHING you want to know-need to know about ...

CB-HAM-SWL-MARINE RADIO-RADAR DETECTORS
in the all-new 1978
COMMUNICATIONS HANDBOOK



ON SALE NATIONALLY MARCH, 1978.

It's packed with authoritative articles about Citizens Band, Amateur Radio, Shortwave Listening, Marine Radio, and Radar Detectors plus product buying guides for each specialty - complete with specifications, photos, and prices. Whatever your radio specialty - whether you're an old hand or just getting started - this vital how-to guide will help you get greater value, greater enjoyment out of every minute you spend with your equipment.

RESERVE YOUR COPY NOW AT THE PRE-PUBLICATION PRICE OF \$1.95

This offer is available to readers of POPULAR ELECTRONICS only. Regular newsstand price is \$2.50; mail order \$3. Save money and enjoy the convenience of having the 1978 COMMUNICATIONS HANDBOOK mailed to you from first-off-the-press copies when published.

PRE-PUBLICATION RESERVATION FORM
COMMUNICATIONS HANDBOOK, P.O. Box 278, Pratt Station, Brooklyn, N.Y. 11205
Enclosed is \$1.95* (outside U.S.A. \$2.50) for the 1978 COMMUNICATIONS HANDBOOK to be mailed to me in March, 1978 when published.
*Residents of CA, CO, FL, IL, MI, MO, NY STATE, DC and TX add applicable tax. pE-38

Print Name _____
Address _____
City _____
State _____ Zip _____

PLANNING TO MOVE?

Let us know 8 weeks in advance so that you won't miss a single issue of **POPULAR ELECTRONICS**. Attach old label where indicated and print new address in space provided. Also include your mailing label whenever you write concerning your subscription. It helps us serve you promptly.

Write to: P.O. Box 2774, Boulder, CO 80322 giving the following information:

Change address only Extend my subscription

ENTER NEW SUBSCRIPTION

1 year \$12.00 Payment enclosed (1 extra BONUS issue)

Allow 30-60 days for delivery. Bill me later

AFFIX OLD LABEL

If you have no label handy, print OLD address here.

Name _____ please print
Address _____
City _____
State _____ Zip _____

NEW ADDRESS HERE 0219

Name _____ please print
Address _____ Apt. _____
City _____
State _____ Zip _____

Additional postage on foreign orders: add \$3 a year for Canada, \$5 a year for all other countries outside the U.S. and its possessions. Cash only on foreign orders, payable in U.S. currency.

OPERATION ASSIST (continued from page 117)

Hickok Model 288X signal generator. Schematic and/or operation manual needed. Guy Edwards, 104 Hancock St., San Francisco, CA 94114.

Silverstone stereo amplifier 528-69682. Schematic. T.L. Peltit, 113 Skyline Dr., Fairlee, WV 24902.

Precision Model 98VTVM. Tektronix 512 oscilloscope. Schematics. Don Maeyer, 12696 Greenhall Dr., Woodbridge, VA 22192.

Wurlitzer Model 4100 tube-type electronic organ. Need schematic. Also need source of tubes for radar module tube type 1B27. Neil A. Bensen, 8130 Pt. Douglas Dr., South #104, Cottage Grove, MN 55016.

Hickok Model 288X signal generator. Supreme Model 504 tube tester. Schematics and manuals. Arthur Gillman, 14 Pine St., Princeton, NJ 08540.

Shakard stereo cassette deck, solid-state, Model SCD-77X. Schematic needed. J. Beder, 95 East Wayne 101, Silver Spring, MD 20901.

Gonsel "Super 12", 12-volt SW to BC converter, 12 volts input. Schematic, parts list, and data. Sam Thomas, 5901 SW 50th Ter., Miami, FL 33155.

RCA military receiver, type R-978/GKA-5. Manual, schematic, crystals. Tom Sanor, 4940 Bedell Road, Roswell, GA 30075.

Hallcrafters S-53A receiver. Instruction manual. Michael McLaughlin, 15 W. Durham Street, Philadelphia, PA 19119.

Analog, dual-trace oscilloscope, type 1120. Require schematic. John Soha, 212 Courtright St., Pringle, PA 18704.

Bendix high-band FM transceiver, Model #1V14C. Schematic, operating manual or any other information. Lucille Moody, 8618 S. Jeffrey, Chicago, IL 60617.

(continued on page 120)

POPULAR ELECTRONICS

118

AmericanRadioHistory.Com

SPEAKER KITS

Full size 3-way speaker system for superior sound reproduction. Includes 2 - 10" woofers; 2 - 4" dome tweeters; 2 - 8" midders, crossovers, damping, hardware, grill cloth, 2 cabinets 26 1/2 x 14 1/2 x 11 1/2". First quality surplus parts - how can you beat this price? Complete kit \$88.88/pair. Limited Edition, Qty. Ld. Sh. Wt. 80 Lbs. - allow for two - 40 lb. packages, F.O.B. Peabody, Ma. 01960 Order No. 8Z30094. . . \$88.88/pair

\$88.88/Pr
Full Size Cabinet: 26 1/2 x 14 1/2 x 11 1/2"

8" Midder
4" Tweeter
10" Woofer

MORE SPEAKER KITS AVAILABLE
SEND FOR FREE CATALOG!

Stereo Power Amp

COMPLETE KIT Only \$12.88!

Actually two (2) complete amplifiers & power xformer. Takes one soldering iron & ten minutes to complete. With instructions, no case. You only add input, controls & speakers. Runs on 115V 60 Hz. Sh. Wt. 7 Lbs. . . 7E70464 . . . \$12.88

16 Watts RMS

Computer/TV Interface

Neat, complete checked-out video modulator delivers signals from video games or microprocessors to the antenna terminals of your TV set. W/data, not a kit! With 12 ft. cord for your input. 2 Lbs. 8ZU80015 / \$12.88 ea / \$69.88 for 6

POWER SUPPLY KIT

5 to 24VDC 5Amps

An easy to build kit, includes everything you'll need, except the case. 115V 60Hz in, 5 to 24VDC; 5 A - regulated output. Incl. filter cap's, IC, xistors & all parts. Sh. Wt. 12 Lbs. . . 6M160301 . . . \$14.88

LOGIC Power Supply KIT: 5V, 1A

5 volts, 1 amp, regulated. No case, all other parts supplied. Sh. Wt. 3 Lbs. 7C70267 . . . \$6.00 ea. . . \$15.00 for 3

HIGH CURRENT TRANSFORMERS

Constant voltage, ferro-resonant types, supplied with capacitor. Great for power supplies! Primary 115V, 60Hz. Sh. Wt. 30 Lbs. ea.

Volt	Amp	Order No.	Price
16VCT	35A	8G80072	\$15.50
16VCT	25A	8G80073	\$13.50
80VCT	20A	8H80093*	\$15.00

* (actually 2 - 40V windings)

B&F ENTERPRISES

Dept. P-3
119 Foster Street
Peabody, Ma. 01960
(617) 531-5774

WHERE SUPPLUS REIGNS SUPREME

10% OFF ANY ORDER
for any ad items. Say "P-3"
on mail or phone orders.

Use Your BA-MC or AE for telephone orders. No C.O.D.'s please.

Please add POSTAGE - UPS or Parc. Post.

CIRCLE READER SERVICE CARD FOR FREE JUMBO CATALOG
CIRCLE NO. 4 ON FREE INFORMATION CARD

SPECIAL SALE

LINEAR SPECIALS

LM300 TO-5	\$.49
LM302 TO-5	.39
LM307 mDIP	.19
LM308 TO-5	.59
LM311 TO-5	.49
LM311 mDIP	.49
340T-5V	.79
340T-6V	.79
340T-15V	.79
LM380-8 mDIP	.69
LM565 DIP	.89
LM723 DIP	.39
LM739 DIP	.79

ZENER DIODE - 400MW

3.6V 5.1V 6.8V 15V
4.7V 5.5V 10V \$.15 EA.
8/\$1.00 ANY MIX

SIGNAL DIODES -

400 MW **20/\$1.00**

UNIVERSAL BREADBOARD

Silver plated copper circuit board
1.1" x 3.1" x .16" 2 rows of 27
Bridges for DIB IC's - space for
transistors, resistors & capacitors.
Versatile and simple to bread-
board IC circuits. \$1.50 ea.

LED DISPLAYS

FND358	RED CC 375" RHD	1.59
FND500	RED CC 50" RHD	.79
FND507	RED CA 50" RHD	.79
DL10A	RED CA 27" LHD	.99
DL102	RED CC 30" LHD	.99
DL707	RED CA 30" RHD	.99
DL747	RED CA 60" LHD	1.49
MAN5	GREEN CA 27" LHD	.69
MAN8	YELLOW CA 27" LHD	.69
MAN82	YELLOW CA 30" LHD	.99
MAN810	ORANGE DOUBLE DIG.	.99
MAN630	ORANGE 1/2 DIG.	.99
MAN630	CA 56" RHD	.99
MAN6740	RED DOUBLE DIG	.99
MAN6750	CC 56" RHD	.99
MAN6750	RED DOUBLE DIG	.99
MAN6750	CC 56" RHD	.99
MAN6430	RED CA 40" RHD	.99
NSN74R	RED CC 30" RHD	.99

FREE CATALOG ON REQUEST

TTL BARGAINS

7416	\$.19
7430	.16
7432	.19
7437	.19
7438	.19
7440	.13
7445	.49
7495	.55
74123	.25
74141	.59
75LS60	.99

MARK I CLOCK KIT

6 DIGIT CLOCK KIT WITH ONE PC BOARD, ACCOMMODATES MM5314 CLOCK CHIP AND 6 FND358 DISPLAYS. CONTAINS ALL COMPONENTS, 3 SWITCHES AND ASSEMBLY INSTRUCTIONS. HAS TERMINALS FOR ADDITIONAL REMOTE DISPLAY.

\$10.95
WITH 12V100 MA PC MT. TRANSFORMER **\$13.95**

2708 FULL SPEED EROM \$10.95

170 2A \$3.95

8080A, 8008 \$12.95

ELECTRONIC DOOR CHIME KIT

WITH TI TMS 1000 MICROPROCESSOR CHIP PROGRAMMED TO PLAY 24 DIFFERENT TUNES

\$39.50 SHIPPING \$1.00

Satisfaction guaranteed. Parcels shipped within 3 days after receipt of order. Pay with personal check, charge card or COD. Minimum COD or charge order is \$15.00. Add \$1.00 service charge if order is less than \$10.00. Include 10% of order total to cover shipping and handling outside US or Canada. California residents add sales tax.

INTERNATIONAL ELECTRONICS UNLIMITED

VILLAGE SQUARE, P.O. BOX 449 P. CARMEL VALLEY, CA 93924 USA
TELEPHONE 408 659-3171

CIRCLE NO. 24 ON FREE INFORMATION CARD

LOWEST PRICES ON PRIME GUARANTEED TTL IC'S

COMPARING OUR PRICES THIS MONTH YOU WILL FIND ICC HAS AGAIN OFFERED THE LOWEST POSSIBLE PRICES ON PRIME TTL IC'S. OUR HUGE PURCHASING POWER TO EXPORT TO OUR INTERNATIONAL CUSTOMERS ALLOWS US TO OFFER THE LOWEST POSSIBLE PRICES AND PASS ON THE SAVINGS TO YOU. AS ALWAYS, OF COURSE, WE GUARANTEE EVERY IC PURCHASED FROM US TO BE OF PRIME QUALITY AND WITH ORIGINAL MANUFACTURER'S FULL MARKING AND BRAND SYMBOL. NO RETESTS FUNCTIONAL ONLYS, OR FALLOUTS AT ICC. IN ADDITION, OUR VOLUME DISCOUNT SCHEDULE ALLOWS YOU TO MIX ALL YOUR REQUIREMENTS FOR EVEN GREATER SAVINGS.

<p>7400 TTL</p> <table border="1"> <tr><td>7400</td><td>\$.14</td></tr> <tr><td>7401</td><td>.15</td></tr> <tr><td>7402</td><td>.15</td></tr> <tr><td>7403</td><td>.15</td></tr> <tr><td>7404</td><td>.16</td></tr> <tr><td>7405</td><td>.16</td></tr> <tr><td>7406</td><td>.24</td></tr> <tr><td>7407</td><td>.24</td></tr> <tr><td>7408</td><td>.17</td></tr> <tr><td>7409</td><td>.17</td></tr> <tr><td>7410</td><td>.15</td></tr> <tr><td>7411</td><td>.18</td></tr> <tr><td>7412</td><td>.20</td></tr> <tr><td>7413</td><td>.25</td></tr> <tr><td>7414</td><td>.55</td></tr> <tr><td>7416</td><td>.22</td></tr> <tr><td>7417</td><td>.22</td></tr> <tr><td>7420</td><td>.15</td></tr> <tr><td>7421</td><td>.17</td></tr> <tr><td>7423</td><td>.25</td></tr> <tr><td>7425</td><td>.25</td></tr> <tr><td>7426</td><td>.22</td></tr> <tr><td>7427</td><td>.19</td></tr> <tr><td>7430</td><td>.15</td></tr> <tr><td>7432</td><td>.23</td></tr> <tr><td>7437</td><td>.21</td></tr> <tr><td>7438</td><td>.21</td></tr> <tr><td>7439</td><td>.25</td></tr> <tr><td>7440</td><td>.15</td></tr> <tr><td>7441</td><td>.70</td></tr> <tr><td>7442</td><td>.38</td></tr> <tr><td>7443</td><td>.55</td></tr> <tr><td>7444</td><td>.55</td></tr> <tr><td>7445</td><td>.55</td></tr> <tr><td>7446</td><td>.62</td></tr> <tr><td>7447</td><td>.57</td></tr> <tr><td>7448</td><td>.60</td></tr> <tr><td>7450</td><td>.15</td></tr> <tr><td>7451</td><td>.15</td></tr> <tr><td>7453</td><td>.15</td></tr> <tr><td>7454</td><td>.15</td></tr> <tr><td>7459</td><td>.15</td></tr> <tr><td>7460</td><td>.15</td></tr> </table>	7400	\$.14	7401	.15	7402	.15	7403	.15	7404	.16	7405	.16	7406	.24	7407	.24	7408	.17	7409	.17	7410	.15	7411	.18	7412	.20	7413	.25	7414	.55	7416	.22	7417	.22	7420	.15	7421	.17	7423	.25	7425	.25	7426	.22	7427	.19	7430	.15	7432	.23	7437	.21	7438	.21	7439	.25	7440	.15	7441	.70	7442	.38	7443	.55	7444	.55	7445	.55	7446	.62	7447	.57	7448	.60	7450	.15	7451	.15	7453	.15	7454	.15	7459	.15	7460	.15	<table border="1"> <tr><td>74166</td><td>.95</td></tr> <tr><td>74167</td><td>3.20</td></tr> <tr><td>74170</td><td>.85</td></tr> <tr><td>74173</td><td>.10</td></tr> <tr><td>74174</td><td>.15</td></tr> <tr><td>74175</td><td>.69</td></tr> <tr><td>74176</td><td>.69</td></tr> <tr><td>74177</td><td>.70</td></tr> <tr><td>74178</td><td>.54</td></tr> <tr><td>74185</td><td>.80</td></tr> <tr><td>74186</td><td>.27</td></tr> <tr><td>74189</td><td>1.75</td></tr> <tr><td>74190</td><td>.40</td></tr> <tr><td>74191</td><td>.51</td></tr> <tr><td>74192</td><td>.40</td></tr> <tr><td>74193</td><td>.40</td></tr> <tr><td>74194</td><td>.60</td></tr> <tr><td>74195</td><td>.60</td></tr> <tr><td>74196</td><td>.60</td></tr> <tr><td>74197</td><td>2.45</td></tr> <tr><td>74198</td><td>.29</td></tr> <tr><td>74199</td><td>.32</td></tr> <tr><td>74201</td><td>.29</td></tr> <tr><td>74202</td><td>.29</td></tr> <tr><td>74203</td><td>.35</td></tr> <tr><td>74204</td><td>.39</td></tr> <tr><td>74205</td><td>.37</td></tr> <tr><td>74206</td><td>.38</td></tr> <tr><td>74207</td><td>.65</td></tr> <tr><td>74208</td><td>.49</td></tr> <tr><td>74209</td><td>.50</td></tr> <tr><td>74210</td><td>.75</td></tr> <tr><td>74211</td><td>.73</td></tr> <tr><td>74212</td><td>.73</td></tr> <tr><td>74213</td><td>.30</td></tr> <tr><td>74214</td><td>.30</td></tr> <tr><td>74215</td><td>1.00</td></tr> <tr><td>74216</td><td>.49</td></tr> <tr><td>74217</td><td>.80</td></tr> <tr><td>74218</td><td>.75</td></tr> <tr><td>74219</td><td>.75</td></tr> <tr><td>74220</td><td>1.30</td></tr> <tr><td>74221</td><td>1.09</td></tr> <tr><td>74222</td><td>1.00</td></tr> <tr><td>74223</td><td>.57</td></tr> <tr><td>74224</td><td>.92</td></tr> <tr><td>74225</td><td>.62</td></tr> <tr><td>74226</td><td>.62</td></tr> <tr><td>74227</td><td>.62</td></tr> <tr><td>74228</td><td>.62</td></tr> <tr><td>74229</td><td>.62</td></tr> <tr><td>74230</td><td>.62</td></tr> <tr><td>74231</td><td>.62</td></tr> <tr><td>74232</td><td>.62</td></tr> <tr><td>74233</td><td>.62</td></tr> <tr><td>74234</td><td>.62</td></tr> <tr><td>74235</td><td>.62</td></tr> <tr><td>74236</td><td>.62</td></tr> <tr><td>74237</td><td>.62</td></tr> <tr><td>74238</td><td>.62</td></tr> <tr><td>74239</td><td>.62</td></tr> <tr><td>74240</td><td>.62</td></tr> <tr><td>74241</td><td>.62</td></tr> <tr><td>74242</td><td>.62</td></tr> <tr><td>74243</td><td>.62</td></tr> <tr><td>74244</td><td>.62</td></tr> <tr><td>74245</td><td>.62</td></tr> <tr><td>74246</td><td>.62</td></tr> <tr><td>74247</td><td>.62</td></tr> <tr><td>74248</td><td>.62</td></tr> <tr><td>74249</td><td>.62</td></tr> <tr><td>74250</td><td>.62</td></tr> </table>	74166	.95	74167	3.20	74170	.85	74173	.10	74174	.15	74175	.69	74176	.69	74177	.70	74178	.54	74185	.80	74186	.27	74189	1.75	74190	.40	74191	.51	74192	.40	74193	.40	74194	.60	74195	.60	74196	.60	74197	2.45	74198	.29	74199	.32	74201	.29	74202	.29	74203	.35	74204	.39	74205	.37	74206	.38	74207	.65	74208	.49	74209	.50	74210	.75	74211	.73	74212	.73	74213	.30	74214	.30	74215	1.00	74216	.49	74217	.80	74218	.75	74219	.75	74220	1.30	74221	1.09	74222	1.00	74223	.57	74224	.92	74225	.62	74226	.62	74227	.62	74228	.62	74229	.62	74230	.62	74231	.62	74232	.62	74233	.62	74234	.62	74235	.62	74236	.62	74237	.62	74238	.62	74239	.62	74240	.62	74241	.62	74242	.62	74243	.62	74244	.62	74245	.62	74246	.62	74247	.62	74248	.62	74249	.62	74250	.62	<p>74S00 TTL</p> <table border="1"> <tr><td>74S00</td><td>\$.21</td></tr> <tr><td>74S01</td><td>.27</td></tr> <tr><td>74S02</td><td>.21</td></tr> <tr><td>74S03</td><td>.21</td></tr> <tr><td>74S04</td><td>.24</td></tr> <tr><td>74S05</td><td>.24</td></tr> <tr><td>74S06</td><td>.23</td></tr> <tr><td>74S07</td><td>.24</td></tr> <tr><td>74S08</td><td>.24</td></tr> <tr><td>74S09</td><td>.23</td></tr> <tr><td>74S10</td><td>.21</td></tr> <tr><td>74S11</td><td>.21</td></tr> <tr><td>74S12</td><td>.27</td></tr> <tr><td>74S13</td><td>.40</td></tr> <tr><td>74S14</td><td>.85</td></tr> <tr><td>74S15</td><td>.26</td></tr> <tr><td>74S16</td><td>.62</td></tr> <tr><td>74S17</td><td>.62</td></tr> <tr><td>74S18</td><td>.70</td></tr> <tr><td>74S19</td><td>.82</td></tr> <tr><td>74S20</td><td>.82</td></tr> <tr><td>74S21</td><td>.82</td></tr> <tr><td>74S22</td><td>.82</td></tr> <tr><td>74S23</td><td>.82</td></tr> <tr><td>74S24</td><td>.82</td></tr> <tr><td>74S25</td><td>.82</td></tr> <tr><td>74S26</td><td>.82</td></tr> <tr><td>74S27</td><td>.82</td></tr> <tr><td>74S28</td><td>.82</td></tr> <tr><td>74S29</td><td>.82</td></tr> <tr><td>74S30</td><td>.82</td></tr> <tr><td>74S31</td><td>.82</td></tr> <tr><td>74S32</td><td>.82</td></tr> <tr><td>74S33</td><td>.82</td></tr> <tr><td>74S34</td><td>.82</td></tr> <tr><td>74S35</td><td>.82</td></tr> <tr><td>74S36</td><td>.82</td></tr> <tr><td>74S37</td><td>.82</td></tr> <tr><td>74S38</td><td>.82</td></tr> <tr><td>74S39</td><td>.82</td></tr> <tr><td>74S40</td><td>.82</td></tr> <tr><td>74S41</td><td>.82</td></tr> <tr><td>74S42</td><td>.82</td></tr> <tr><td>74S43</td><td>.82</td></tr> <tr><td>74S44</td><td>.82</td></tr> <tr><td>74S45</td><td>.82</td></tr> <tr><td>74S46</td><td>.82</td></tr> <tr><td>74S47</td><td>.82</td></tr> <tr><td>74S48</td><td>.82</td></tr> <tr><td>74S49</td><td>.82</td></tr> <tr><td>74S50</td><td>.82</td></tr> <tr><td>74S51</td><td>.82</td></tr> <tr><td>74S52</td><td>.82</td></tr> <tr><td>74S53</td><td>.82</td></tr> <tr><td>74S54</td><td>.82</td></tr> <tr><td>74S55</td><td>.82</td></tr> <tr><td>74S56</td><td>.82</td></tr> <tr><td>74S57</td><td>.82</td></tr> <tr><td>74S58</td><td>.82</td></tr> <tr><td>74S59</td><td>.82</td></tr> <tr><td>74S60</td><td>.82</td></tr> <tr><td>74S61</td><td>.82</td></tr> <tr><td>74S62</td><td>.82</td></tr> <tr><td>74S63</td><td>.82</td></tr> <tr><td>74S64</td><td>.82</td></tr> <tr><td>74S65</td><td>.82</td></tr> <tr><td>74S66</td><td>.82</td></tr> <tr><td>74S67</td><td>.82</td></tr> <tr><td>74S68</td><td>.82</td></tr> <tr><td>74S69</td><td>.82</td></tr> <tr><td>74S70</td><td>.82</td></tr> <tr><td>74S71</td><td>.82</td></tr> <tr><td>74S72</td><td>.82</td></tr> <tr><td>74S73</td><td>.82</td></tr> <tr><td>74S74</td><td>.82</td></tr> <tr><td>74S75</td><td>.82</td></tr> <tr><td>74S76</td><td>.82</td></tr> <tr><td>74S77</td><td>.82</td></tr> <tr><td>74S78</td><td>.82</td></tr> <tr><td>74S79</td><td>.82</td></tr> <tr><td>74S80</td><td>.82</td></tr> <tr><td>74S81</td><td>.82</td></tr> <tr><td>74S82</td><td>.82</td></tr> <tr><td>74S83</td><td>.82</td></tr> <tr><td>74S84</td><td>.82</td></tr> <tr><td>74S85</td><td>.82</td></tr> <tr><td>74S86</td><td>.82</td></tr> <tr><td>74S87</td><td>.82</td></tr> <tr><td>74S88</td><td>.82</td></tr> <tr><td>74S89</td><td>.82</td></tr> <tr><td>74S90</td><td>.82</td></tr> <tr><td>74S91</td><td>.82</td></tr> <tr><td>74S92</td><td>.82</td></tr> <tr><td>74S93</td><td>.82</td></tr> <tr><td>74S94</td><td>.82</td></tr> <tr><td>74S95</td><td>.82</td></tr> <tr><td>74S96</td><td>.82</td></tr> <tr><td>74S97</td><td>.82</td></tr> <tr><td>74S98</td><td>.82</td></tr> <tr><td>74S99</td><td>.82</td></tr> <tr><td>74S00</td><td>.82</td></tr> </table>	74S00	\$.21	74S01	.27	74S02	.21	74S03	.21	74S04	.24	74S05	.24	74S06	.23	74S07	.24	74S08	.24	74S09	.23	74S10	.21	74S11	.21	74S12	.27	74S13	.40	74S14	.85	74S15	.26	74S16	.62	74S17	.62	74S18	.70	74S19	.82	74S20	.82	74S21	.82	74S22	.82	74S23	.82	74S24	.82	74S25	.82	74S26	.82	74S27	.82	74S28	.82	74S29	.82	74S30	.82	74S31	.82	74S32	.82	74S33	.82	74S34	.82	74S35	.82	74S36	.82	74S37	.82	74S38	.82	74S39	.82	74S40	.82	74S41	.82	74S42	.82	74S43	.82	74S44	.82	74S45	.82	74S46	.82	74S47	.82	74S48	.82	74S49	.82	74S50	.82	74S51	.82	74S52	.82	74S53	.82	74S54	.82	74S55	.82	74S56	.82	74S57	.82	74S58	.82	74S59	.82	74S60	.82	74S61	.82	74S62	.82	74S63	.82	74S64	.82	74S65	.82	74S66	.82	74S67	.82	74S68	.82	74S69	.82	74S70	.82	74S71	.82	74S72	.82	74S73	.82	74S74	.82	74S75	.82	74S76	.82	74S77	.82	74S78	.82	74S79	.82	74S80	.82	74S81	.82	74S82	.82	74S83	.82	74S84	.82	74S85	.82	74S86	.82	74S87	.82	74S88	.82	74S89	.82	74S90	.82	74S91	.82	74S92	.82	74S93	.82	74S94	.82	74S95	.82	74S96	.82	74S97	.82	74S98	.82	74S99	.82	74S00	.82	<table border="1"> <tr><td>74LS09</td><td>.23</td></tr> <tr><td>74LS10</td><td>.21</td></tr> <tr><td>74LS11</td><td>.21</td></tr> <tr><td>74LS12</td><td>.27</td></tr> <tr><td>74LS13</td><td>.40</td></tr> <tr><td>74LS14</td><td>.85</td></tr> <tr><td>74LS15</td><td>.26</td></tr> <tr><td>74LS16</td><td>.62</td></tr> <tr><td>74LS17</td><td>.62</td></tr> <tr><td>74LS18</td><td>.70</td></tr> <tr><td>74LS19</td><td>.82</td></tr> <tr><td>74LS20</td><td>.82</td></tr> <tr><td>74LS21</td><td>.82</td></tr> <tr><td>74LS22</td><td>.82</td></tr> <tr><td>74LS23</td><td>.82</td></tr> <tr><td>74LS24</td><td>.82</td></tr> <tr><td>74LS25</td><td>.82</td></tr> <tr><td>74LS26</td><td>.82</td></tr> <tr><td>74LS27</td><td>.82</td></tr> <tr><td>74LS28</td><td>.82</td></tr> <tr><td>74LS29</td><td>.82</td></tr> <tr><td>74LS30</td><td>.82</td></tr> <tr><td>74LS31</td><td>.82</td></tr> <tr><td>74LS32</td><td>.82</td></tr> <tr><td>74LS33</td><td>.82</td></tr> <tr><td>74LS34</td><td>.82</td></tr> <tr><td>74LS35</td><td>.82</td></tr> <tr><td>74LS36</td><td>.82</td></tr> <tr><td>74LS37</td><td>.82</td></tr> <tr><td>74LS38</td><td>.82</td></tr> <tr><td>74LS39</td><td>.82</td></tr> <tr><td>74LS40</td><td>.82</td></tr> <tr><td>74LS41</td><td>.82</td></tr> <tr><td>74LS42</td><td>.82</td></tr> <tr><td>74LS43</td><td>.82</td></tr> <tr><td>74LS44</td><td>.82</td></tr> <tr><td>74LS45</td><td>.82</td></tr> <tr><td>74LS46</td><td>.82</td></tr> <tr><td>74LS47</td><td>.82</td></tr> <tr><td>74LS48</td><td>.82</td></tr> <tr><td>74LS49</td><td>.82</td></tr> <tr><td>74LS50</td><td>.82</td></tr> <tr><td>74LS51</td><td>.82</td></tr> <tr><td>74LS52</td><td>.82</td></tr> <tr><td>74LS53</td><td>.82</td></tr> <tr><td>74LS54</td><td>.82</td></tr> <tr><td>74LS55</td><td>.82</td></tr> <tr><td>74LS56</td><td>.82</td></tr> <tr><td>74LS57</td><td>.82</td></tr> <tr><td>74LS58</td><td>.82</td></tr> <tr><td>74LS59</td><td>.82</td></tr> <tr><td>74LS60</td><td>.82</td></tr> <tr><td>74LS61</td><td>.82</td></tr> <tr><td>74LS62</td><td>.82</td></tr> <tr><td>74LS63</td><td>.82</td></tr> <tr><td>74LS64</td><td>.82</td></tr> <tr><td>74LS65</td><td>.82</td></tr> <tr><td>74LS66</td><td>.82</td></tr> <tr><td>74LS67</td><td>.82</td></tr> <tr><td>74LS68</td><td>.82</td></tr> <tr><td>74LS69</td><td>.82</td></tr> <tr><td>74LS70</td><td>.82</td></tr> <tr><td>74LS71</td><td>.82</td></tr> <tr><td>74LS72</td><td>.82</td></tr> <tr><td>74LS73</td><td>.82</td></tr> <tr><td>74LS74</td><td>.82</td></tr> <tr><td>74LS75</td><td>.82</td></tr> <tr><td>74LS76</td><td>.82</td></tr> <tr><td>74LS77</td><td>.82</td></tr> <tr><td>74LS78</td><td>.82</td></tr> <tr><td>74LS79</td><td>.82</td></tr> <tr><td>74LS80</td><td>.82</td></tr> <tr><td>74LS81</td><td>.82</td></tr> <tr><td>74LS82</td><td>.82</td></tr> <tr><td>74LS83</td><td>.82</td></tr> <tr><td>74LS84</td><td>.82</td></tr> <tr><td>74LS85</td><td>.82</td></tr> <tr><td>74LS86</td><td>.82</td></tr> <tr><td>74LS87</td><td>.82</td></tr> <tr><td>74LS88</td><td>.82</td></tr> <tr><td>74LS89</td><td>.82</td></tr> <tr><td>74LS90</td><td>.82</td></tr> <tr><td>74LS91</td><td>.82</td></tr> <tr><td>74LS92</td><td>.82</td></tr> <tr><td>74LS93</td><td>.82</td></tr> <tr><td>74LS94</td><td>.82</td></tr> <tr><td>74LS95</td><td>.82</td></tr> <tr><td>74LS96</td><td>.82</td></tr> <tr><td>74LS97</td><td>.82</td></tr> <tr><td>74LS98</td><td>.82</td></tr> <tr><td>74LS99</td><td>.82</td></tr> <tr><td>74LS00</td><td>.82</td></tr> </table>	74LS09	.23	74LS10	.21	74LS11	.21	74LS12	.27	74LS13	.40	74LS14	.85	74LS15	.26	74LS16	.62	74LS17	.62	74LS18	.70	74LS19	.82	74LS20	.82	74LS21	.82	74LS22	.82	74LS23	.82	74LS24	.82	74LS25	.82	74LS26	.82	74LS27	.82	74LS28	.82	74LS29	.82	74LS30	.82	74LS31	.82	74LS32	.82	74LS33	.82	74LS34	.82	74LS35	.82	74LS36	.82	74LS37	.82	74LS38	.82	74LS39	.82	74LS40	.82	74LS41	.82	74LS42	.82	74LS43	.82	74LS44	.82	74LS45	.82	74LS46	.82	74LS47	.82	74LS48	.82	74LS49	.82	74LS50	.82	74LS51	.82	74LS52	.82	74LS53	.82	74LS54	.82	74LS55	.82	74LS56	.82	74LS57	.82	74LS58	.82	74LS59	.82	74LS60	.82	74LS61	.82	74LS62	.82	74LS63	.82	74LS64	.82	74LS65	.82	74LS66	.82	74LS67	.82	74LS68	.82	74LS69	.82	74LS70	.82	74LS71	.82	74LS72	.82	74LS73	.82	74LS74	.82	74LS75	.82	74LS76	.82	74LS77	.82	74LS78	.82	74LS79	.82	74LS80	.82	74LS81	.82	74LS82	.82	74LS83	.82	74LS84	.82	74LS85	.82	74LS86	.82	74LS87	.82	74LS88	.82	74LS89	.82	74LS90	.82	74LS91	.82	74LS92	.82	74LS93	.82	74LS94	.82	74LS95	.82	74LS96	.82	74LS97	.82	74LS98	.82	74LS99	.82	74LS00	.82	<p>74S00 TTL</p> <table border="1"> <tr><td>74S00</td><td>\$.27</td></tr> <tr><td>74S01</td><td>.33</td></tr> <tr><td>74S02</td><td>.27</td></tr> <tr><td>74S03</td><td>.27</td></tr> <tr><td>74S04</td><td>.30</td></tr> <tr><td>74S05</td><td>.30</td></tr> <tr><td>74S06</td><td>.29</td></tr> <tr><td>74S07</td><td>.29</td></tr> <tr><td>74S08</td><td>.29</td></tr> <tr><td>74S09</td><td>.29</td></tr> <tr><td>74S10</td><td>.29</td></tr> <tr><td>74S11</td><td>.29</td></tr> <tr><td>74S12</td><td>.29</td></tr> <tr><td>74S13</td><td>.29</td></tr> <tr><td>74S14</td><td>.29</td></tr> <tr><td>74S15</td><td>.29</td></tr> <tr><td>74S16</td><td>.29</td></tr> <tr><td>74S17</td><td>.29</td></tr> <tr><td>74S18</td><td>.29</td></tr> <tr><td>74S19</td><td>.29</td></tr> <tr><td>74S20</td><td>.29</td></tr> <tr><td>74S21</td><td>.29</td></tr> <tr><td>74S22</td><td>.29</td></tr> <tr><td>74S23</td><td>.29</td></tr> <tr><td>74S24</td><td>.29</td></tr> <tr><td>74S25</td><td>.29</td></tr> <tr><td>74S26</td><td>.29</td></tr> <tr><td>74S27</td><td>.29</td></tr> <tr><td>74S28</td><td>.29</td></tr> <tr><td>74S29</td><td>.29</td></tr> <tr><td>74S30</td><td>.29</td></tr> <tr><td>74S31</td><td>.29</td></tr> <tr><td>74S32</td><td>.29</td></tr> <tr><td>74S33</td><td>.29</td></tr> <tr><td>74S34</td><td>.29</td></tr> <tr><td>74S35</td><td>.29</td></tr> <tr><td>74S36</td><td>.29</td></tr> <tr><td>74S37</td><td>.29</td></tr> <tr><td>74S38</td><td>.29</td></tr> <tr><td>74S39</td><td>.29</td></tr> <tr><td>74S40</td><td>.29</td></tr> <tr><td>74S41</td><td>.29</td></tr> <tr><td>74S42</td><td>.29</td></tr> <tr><td>74S43</td><td>.29</td></tr> <tr><td>74S44</td><td>.29</td></tr> <tr><td>74S45</td><td>.29</td></tr> <tr><td>74S46</td><td>.29</td></tr> <tr><td>74S47</td><td>.29</td></tr> <tr><td>74S48</td><td>.29</td></tr> <tr><td>74S49</td><td>.29</td></tr> <tr><td>74S50</td><td>.29</td></tr> <tr><td>74S51</td><td>.29</td></tr> <tr><td>74S52</td><td>.29</td></tr> <tr><td>74S53</td><td>.29</td></tr> <tr><td>74S54</td><td>.29</td></tr> <tr><td>74S55</td><td>.29</td></tr> <tr><td>74S56</td><td>.29</td></tr> <tr><td>74S57</td><td>.29</td></tr> <tr><td>74S58</td><td>.29</td></tr> <tr><td>74S59</td><td>.29</td></tr> <tr><td>74S60</td><td>.29</td></tr> <tr><td>74S61</td><td>.29</td></tr> <tr><td>74S62</td><td>.29</td></tr> <tr><td>74S63</td><td>.29</td></tr> <tr><td>74S64</td><td>.29</td></tr> <tr><td>74S65</td><td>.29</td></tr> <tr><td>74S66</td><td>.29</td></tr> <tr><td>74S67</td><td>.29</td></tr> <tr><td>74S68</td><td>.29</td></tr> <tr><td>74S69</td><td>.29</td></tr> <tr><td>74S70</td><td>.29</td></tr> <tr><td>74S71</td><td>.29</td></tr> <tr><td>74S72</td><td>.29</td></tr> </table>	74S00	\$.27	74S01	.33	74S02	.27	74S03	.27	74S04	.30	74S05	.30	74S06	.29	74S07	.29	74S08	.29	74S09	.29	74S10	.29	74S11	.29	74S12	.29	74S13	.29	74S14	.29	74S15	.29	74S16	.29	74S17	.29	74S18	.29	74S19	.29	74S20	.29	74S21	.29	74S22	.29	74S23	.29	74S24	.29	74S25	.29	74S26	.29	74S27	.29	74S28	.29	74S29	.29	74S30	.29	74S31	.29	74S32	.29	74S33	.29	74S34	.29	74S35	.29	74S36	.29	74S37	.29	74S38	.29	74S39	.29	74S40	.29	74S41	.29	74S42	.29	74S43	.29	74S44	.29	74S45	.29	74S46	.29	74S47	.29	74S48	.29	74S49	.29	74S50	.29	74S51	.29	74S52	.29	74S53	.29	74S54	.29	74S55	.29	74S56	.29	74S57	.29	74S58	.29	74S59	.29	74S60	.29	74S61	.29	74S62	.29	74S63	.29	74S64	.29	74S65	.29	74S66	.29	74S67	.29	74S68	.29	74S69	.29	74S70	.29	74S71	.29	74S72	.29
7400	\$.14																																																																																																																																																																																																																																																																																																																																																																																																																																																																																																																																																																																																																																																																																																																																																																																													
7401	.15																																																																																																																																																																																																																																																																																																																																																																																																																																																																																																																																																																																																																																																																																																																																																																																													
7402	.15																																																																																																																																																																																																																																																																																																																																																																																																																																																																																																																																																																																																																																																																																																																																																																																													
7403	.15																																																																																																																																																																																																																																																																																																																																																																																																																																																																																																																																																																																																																																																																																																																																																																																													
7404	.16																																																																																																																																																																																																																																																																																																																																																																																																																																																																																																																																																																																																																																																																																																																																																																																													
7405	.16																																																																																																																																																																																																																																																																																																																																																																																																																																																																																																																																																																																																																																																																																																																																																																																													
7406	.24																																																																																																																																																																																																																																																																																																																																																																																																																																																																																																																																																																																																																																																																																																																																																																																													
7407	.24																																																																																																																																																																																																																																																																																																																																																																																																																																																																																																																																																																																																																																																																																																																																																																																													
7408	.17																																																																																																																																																																																																																																																																																																																																																																																																																																																																																																																																																																																																																																																																																																																																																																																													
7409	.17																																																																																																																																																																																																																																																																																																																																																																																																																																																																																																																																																																																																																																																																																																																																																																																													
7410	.15																																																																																																																																																																																																																																																																																																																																																																																																																																																																																																																																																																																																																																																																																																																																																																																													
7411	.18																																																																																																																																																																																																																																																																																																																																																																																																																																																																																																																																																																																																																																																																																																																																																																																													
7412	.20																																																																																																																																																																																																																																																																																																																																																																																																																																																																																																																																																																																																																																																																																																																																																																																													
7413	.25																																																																																																																																																																																																																																																																																																																																																																																																																																																																																																																																																																																																																																																																																																																																																																																													
7414	.55																																																																																																																																																																																																																																																																																																																																																																																																																																																																																																																																																																																																																																																																																																																																																																																													
7416	.22																																																																																																																																																																																																																																																																																																																																																																																																																																																																																																																																																																																																																																																																																																																																																																																													
7417	.22																																																																																																																																																																																																																																																																																																																																																																																																																																																																																																																																																																																																																																																																																																																																																																																													
7420	.15																																																																																																																																																																																																																																																																																																																																																																																																																																																																																																																																																																																																																																																																																																																																																																																													
7421	.17																																																																																																																																																																																																																																																																																																																																																																																																																																																																																																																																																																																																																																																																																																																																																																																													
7423	.25																																																																																																																																																																																																																																																																																																																																																																																																																																																																																																																																																																																																																																																																																																																																																																																													
7425	.25																																																																																																																																																																																																																																																																																																																																																																																																																																																																																																																																																																																																																																																																																																																																																																																													
7426	.22																																																																																																																																																																																																																																																																																																																																																																																																																																																																																																																																																																																																																																																																																																																																																																																													
7427	.19																																																																																																																																																																																																																																																																																																																																																																																																																																																																																																																																																																																																																																																																																																																																																																																													
7430	.15																																																																																																																																																																																																																																																																																																																																																																																																																																																																																																																																																																																																																																																																																																																																																																																													
7432	.23																																																																																																																																																																																																																																																																																																																																																																																																																																																																																																																																																																																																																																																																																																																																																																																													
7437	.21																																																																																																																																																																																																																																																																																																																																																																																																																																																																																																																																																																																																																																																																																																																																																																																													
7438	.21																																																																																																																																																																																																																																																																																																																																																																																																																																																																																																																																																																																																																																																																																																																																																																																													
7439	.25																																																																																																																																																																																																																																																																																																																																																																																																																																																																																																																																																																																																																																																																																																																																																																																													
7440	.15																																																																																																																																																																																																																																																																																																																																																																																																																																																																																																																																																																																																																																																																																																																																																																																													
7441	.70																																																																																																																																																																																																																																																																																																																																																																																																																																																																																																																																																																																																																																																																																																																																																																																													
7442	.38																																																																																																																																																																																																																																																																																																																																																																																																																																																																																																																																																																																																																																																																																																																																																																																													
7443	.55																																																																																																																																																																																																																																																																																																																																																																																																																																																																																																																																																																																																																																																																																																																																																																																													
7444	.55																																																																																																																																																																																																																																																																																																																																																																																																																																																																																																																																																																																																																																																																																																																																																																																													
7445	.55																																																																																																																																																																																																																																																																																																																																																																																																																																																																																																																																																																																																																																																																																																																																																																																													
7446	.62																																																																																																																																																																																																																																																																																																																																																																																																																																																																																																																																																																																																																																																																																																																																																																																													
7447	.57																																																																																																																																																																																																																																																																																																																																																																																																																																																																																																																																																																																																																																																																																																																																																																																													
7448	.60																																																																																																																																																																																																																																																																																																																																																																																																																																																																																																																																																																																																																																																																																																																																																																																													
7450	.15																																																																																																																																																																																																																																																																																																																																																																																																																																																																																																																																																																																																																																																																																																																																																																																													
7451	.15																																																																																																																																																																																																																																																																																																																																																																																																																																																																																																																																																																																																																																																																																																																																																																																													
7453	.15																																																																																																																																																																																																																																																																																																																																																																																																																																																																																																																																																																																																																																																																																																																																																																																													
7454	.15																																																																																																																																																																																																																																																																																																																																																																																																																																																																																																																																																																																																																																																																																																																																																																																													
7459	.15																																																																																																																																																																																																																																																																																																																																																																																																																																																																																																																																																																																																																																																																																																																																																																																													
7460	.15																																																																																																																																																																																																																																																																																																																																																																																																																																																																																																																																																																																																																																																																																																																																																																																													
74166	.95																																																																																																																																																																																																																																																																																																																																																																																																																																																																																																																																																																																																																																																																																																																																																																																													
74167	3.20																																																																																																																																																																																																																																																																																																																																																																																																																																																																																																																																																																																																																																																																																																																																																																																													
74170	.85																																																																																																																																																																																																																																																																																																																																																																																																																																																																																																																																																																																																																																																																																																																																																																																													
74173	.10																																																																																																																																																																																																																																																																																																																																																																																																																																																																																																																																																																																																																																																																																																																																																																																													
74174	.15																																																																																																																																																																																																																																																																																																																																																																																																																																																																																																																																																																																																																																																																																																																																																																																													
74175	.69																																																																																																																																																																																																																																																																																																																																																																																																																																																																																																																																																																																																																																																																																																																																																																																													
74176	.69																																																																																																																																																																																																																																																																																																																																																																																																																																																																																																																																																																																																																																																																																																																																																																																													
74177	.70																																																																																																																																																																																																																																																																																																																																																																																																																																																																																																																																																																																																																																																																																																																																																																																													
74178	.54																																																																																																																																																																																																																																																																																																																																																																																																																																																																																																																																																																																																																																																																																																																																																																																													
74185	.80																																																																																																																																																																																																																																																																																																																																																																																																																																																																																																																																																																																																																																																																																																																																																																																													
74186	.27																																																																																																																																																																																																																																																																																																																																																																																																																																																																																																																																																																																																																																																																																																																																																																																													
74189	1.75																																																																																																																																																																																																																																																																																																																																																																																																																																																																																																																																																																																																																																																																																																																																																																																													
74190	.40																																																																																																																																																																																																																																																																																																																																																																																																																																																																																																																																																																																																																																																																																																																																																																																													
74191	.51																																																																																																																																																																																																																																																																																																																																																																																																																																																																																																																																																																																																																																																																																																																																																																																													
74192	.40																																																																																																																																																																																																																																																																																																																																																																																																																																																																																																																																																																																																																																																																																																																																																																																													
74193	.40																																																																																																																																																																																																																																																																																																																																																																																																																																																																																																																																																																																																																																																																																																																																																																																													
74194	.60																																																																																																																																																																																																																																																																																																																																																																																																																																																																																																																																																																																																																																																																																																																																																																																													
74195	.60																																																																																																																																																																																																																																																																																																																																																																																																																																																																																																																																																																																																																																																																																																																																																																																													
74196	.60																																																																																																																																																																																																																																																																																																																																																																																																																																																																																																																																																																																																																																																																																																																																																																																													
74197	2.45																																																																																																																																																																																																																																																																																																																																																																																																																																																																																																																																																																																																																																																																																																																																																																																													
74198	.29																																																																																																																																																																																																																																																																																																																																																																																																																																																																																																																																																																																																																																																																																																																																																																																													
74199	.32																																																																																																																																																																																																																																																																																																																																																																																																																																																																																																																																																																																																																																																																																																																																																																																													
74201	.29																																																																																																																																																																																																																																																																																																																																																																																																																																																																																																																																																																																																																																																																																																																																																																																													
74202	.29																																																																																																																																																																																																																																																																																																																																																																																																																																																																																																																																																																																																																																																																																																																																																																																													
74203	.35																																																																																																																																																																																																																																																																																																																																																																																																																																																																																																																																																																																																																																																																																																																																																																																													
74204	.39																																																																																																																																																																																																																																																																																																																																																																																																																																																																																																																																																																																																																																																																																																																																																																																													
74205	.37																																																																																																																																																																																																																																																																																																																																																																																																																																																																																																																																																																																																																																																																																																																																																																																													
74206	.38																																																																																																																																																																																																																																																																																																																																																																																																																																																																																																																																																																																																																																																																																																																																																																																													
74207	.65																																																																																																																																																																																																																																																																																																																																																																																																																																																																																																																																																																																																																																																																																																																																																																																													
74208	.49																																																																																																																																																																																																																																																																																																																																																																																																																																																																																																																																																																																																																																																																																																																																																																																													
74209	.50																																																																																																																																																																																																																																																																																																																																																																																																																																																																																																																																																																																																																																																																																																																																																																																													
74210	.75																																																																																																																																																																																																																																																																																																																																																																																																																																																																																																																																																																																																																																																																																																																																																																																													
74211	.73																																																																																																																																																																																																																																																																																																																																																																																																																																																																																																																																																																																																																																																																																																																																																																																													
74212	.73																																																																																																																																																																																																																																																																																																																																																																																																																																																																																																																																																																																																																																																																																																																																																																																													
74213	.30																																																																																																																																																																																																																																																																																																																																																																																																																																																																																																																																																																																																																																																																																																																																																																																													
74214	.30																																																																																																																																																																																																																																																																																																																																																																																																																																																																																																																																																																																																																																																																																																																																																																																													
74215	1.00																																																																																																																																																																																																																																																																																																																																																																																																																																																																																																																																																																																																																																																																																																																																																																																													
74216	.49																																																																																																																																																																																																																																																																																																																																																																																																																																																																																																																																																																																																																																																																																																																																																																																													
74217	.80																																																																																																																																																																																																																																																																																																																																																																																																																																																																																																																																																																																																																																																																																																																																																																																													
74218	.75																																																																																																																																																																																																																																																																																																																																																																																																																																																																																																																																																																																																																																																																																																																																																																																													
74219	.75																																																																																																																																																																																																																																																																																																																																																																																																																																																																																																																																																																																																																																																																																																																																																																																													
74220	1.30																																																																																																																																																																																																																																																																																																																																																																																																																																																																																																																																																																																																																																																																																																																																																																																													
74221	1.09																																																																																																																																																																																																																																																																																																																																																																																																																																																																																																																																																																																																																																																																																																																																																																																													
74222	1.00																																																																																																																																																																																																																																																																																																																																																																																																																																																																																																																																																																																																																																																																																																																																																																																													
74223	.57																																																																																																																																																																																																																																																																																																																																																																																																																																																																																																																																																																																																																																																																																																																																																																																													
74224	.92																																																																																																																																																																																																																																																																																																																																																																																																																																																																																																																																																																																																																																																																																																																																																																																													
74225	.62																																																																																																																																																																																																																																																																																																																																																																																																																																																																																																																																																																																																																																																																																																																																																																																													
74226	.62																																																																																																																																																																																																																																																																																																																																																																																																																																																																																																																																																																																																																																																																																																																																																																																													
74227	.62																																																																																																																																																																																																																																																																																																																																																																																																																																																																																																																																																																																																																																																																																																																																																																																													
74228	.62																																																																																																																																																																																																																																																																																																																																																																																																																																																																																																																																																																																																																																																																																																																																																																																													
74229	.62																																																																																																																																																																																																																																																																																																																																																																																																																																																																																																																																																																																																																																																																																																																																																																																													
74230	.62																																																																																																																																																																																																																																																																																																																																																																																																																																																																																																																																																																																																																																																																																																																																																																																													
74231	.62																																																																																																																																																																																																																																																																																																																																																																																																																																																																																																																																																																																																																																																																																																																																																																																													
74232	.62																																																																																																																																																																																																																																																																																																																																																																																																																																																																																																																																																																																																																																																																																																																																																																																													
74233	.62																																																																																																																																																																																																																																																																																																																																																																																																																																																																																																																																																																																																																																																																																																																																																																																													
74234	.62																																																																																																																																																																																																																																																																																																																																																																																																																																																																																																																																																																																																																																																																																																																																																																																													
74235	.62																																																																																																																																																																																																																																																																																																																																																																																																																																																																																																																																																																																																																																																																																																																																																																																													
74236	.62																																																																																																																																																																																																																																																																																																																																																																																																																																																																																																																																																																																																																																																																																																																																																																																													
74237	.62																																																																																																																																																																																																																																																																																																																																																																																																																																																																																																																																																																																																																																																																																																																																																																																													
74238	.62																																																																																																																																																																																																																																																																																																																																																																																																																																																																																																																																																																																																																																																																																																																																																																																													
74239	.62																																																																																																																																																																																																																																																																																																																																																																																																																																																																																																																																																																																																																																																																																																																																																																																													
74240	.62																																																																																																																																																																																																																																																																																																																																																																																																																																																																																																																																																																																																																																																																																																																																																																																													
74241	.62																																																																																																																																																																																																																																																																																																																																																																																																																																																																																																																																																																																																																																																																																																																																																																																													
74242	.62																																																																																																																																																																																																																																																																																																																																																																																																																																																																																																																																																																																																																																																																																																																																																																																													
74243	.62																																																																																																																																																																																																																																																																																																																																																																																																																																																																																																																																																																																																																																																																																																																																																																																													
74244	.62																																																																																																																																																																																																																																																																																																																																																																																																																																																																																																																																																																																																																																																																																																																																																																																													
74245	.62																																																																																																																																																																																																																																																																																																																																																																																																																																																																																																																																																																																																																																																																																																																																																																																													
74246	.62																																																																																																																																																																																																																																																																																																																																																																																																																																																																																																																																																																																																																																																																																																																																																																																													
74247	.62																																																																																																																																																																																																																																																																																																																																																																																																																																																																																																																																																																																																																																																																																																																																																																																													
74248	.62																																																																																																																																																																																																																																																																																																																																																																																																																																																																																																																																																																																																																																																																																																																																																																																													
74249	.62																																																																																																																																																																																																																																																																																																																																																																																																																																																																																																																																																																																																																																																																																																																																																																																													
74250	.62																																																																																																																																																																																																																																																																																																																																																																																																																																																																																																																																																																																																																																																																																																																																																																																													
74S00	\$.21																																																																																																																																																																																																																																																																																																																																																																																																																																																																																																																																																																																																																																																																																																																																																																																													
74S01	.27																																																																																																																																																																																																																																																																																																																																																																																																																																																																																																																																																																																																																																																																																																																																																																																													
74S02	.21																																																																																																																																																																																																																																																																																																																																																																																																																																																																																																																																																																																																																																																																																																																																																																																													
74S03	.21																																																																																																																																																																																																																																																																																																																																																																																																																																																																																																																																																																																																																																																																																																																																																																																													
74S04	.24																																																																																																																																																																																																																																																																																																																																																																																																																																																																																																																																																																																																																																																																																																																																																																																													
74S05	.24																																																																																																																																																																																																																																																																																																																																																																																																																																																																																																																																																																																																																																																																																																																																																																																													
74S06	.23																																																																																																																																																																																																																																																																																																																																																																																																																																																																																																																																																																																																																																																																																																																																																																																													
74S07	.24																																																																																																																																																																																																																																																																																																																																																																																																																																																																																																																																																																																																																																																																																																																																																																																													
74S08	.24																																																																																																																																																																																																																																																																																																																																																																																																																																																																																																																																																																																																																																																																																																																																																																																													
74S09	.23																																																																																																																																																																																																																																																																																																																																																																																																																																																																																																																																																																																																																																																																																																																																																																																													
74S10	.21																																																																																																																																																																																																																																																																																																																																																																																																																																																																																																																																																																																																																																																																																																																																																																																													
74S11	.21																																																																																																																																																																																																																																																																																																																																																																																																																																																																																																																																																																																																																																																																																																																																																																																													
74S12	.27																																																																																																																																																																																																																																																																																																																																																																																																																																																																																																																																																																																																																																																																																																																																																																																													
74S13	.40																																																																																																																																																																																																																																																																																																																																																																																																																																																																																																																																																																																																																																																																																																																																																																																													
74S14	.85																																																																																																																																																																																																																																																																																																																																																																																																																																																																																																																																																																																																																																																																																																																																																																																													
74S15	.26																																																																																																																																																																																																																																																																																																																																																																																																																																																																																																																																																																																																																																																																																																																																																																																													
74S16	.62																																																																																																																																																																																																																																																																																																																																																																																																																																																																																																																																																																																																																																																																																																																																																																																													
74S17	.62																																																																																																																																																																																																																																																																																																																																																																																																																																																																																																																																																																																																																																																																																																																																																																																													
74S18	.70																																																																																																																																																																																																																																																																																																																																																																																																																																																																																																																																																																																																																																																																																																																																																																																													
74S19	.82																																																																																																																																																																																																																																																																																																																																																																																																																																																																																																																																																																																																																																																																																																																																																																																													
74S20	.82																																																																																																																																																																																																																																																																																																																																																																																																																																																																																																																																																																																																																																																																																																																																																																																													
74S21	.82																																																																																																																																																																																																																																																																																																																																																																																																																																																																																																																																																																																																																																																																																																																																																																																													
74S22	.82																																																																																																																																																																																																																																																																																																																																																																																																																																																																																																																																																																																																																																																																																																																																																																																													
74S23	.82																																																																																																																																																																																																																																																																																																																																																																																																																																																																																																																																																																																																																																																																																																																																																																																													
74S24	.82																																																																																																																																																																																																																																																																																																																																																																																																																																																																																																																																																																																																																																																																																																																																																																																													
74S25	.82																																																																																																																																																																																																																																																																																																																																																																																																																																																																																																																																																																																																																																																																																																																																																																																													
74S26	.82																																																																																																																																																																																																																																																																																																																																																																																																																																																																																																																																																																																																																																																																																																																																																																																													
74S27	.82																																																																																																																																																																																																																																																																																																																																																																																																																																																																																																																																																																																																																																																																																																																																																																																													
74S28	.82																																																																																																																																																																																																																																																																																																																																																																																																																																																																																																																																																																																																																																																																																																																																																																																													
74S29	.82																																																																																																																																																																																																																																																																																																																																																																																																																																																																																																																																																																																																																																																																																																																																																																																													
74S30	.82																																																																																																																																																																																																																																																																																																																																																																																																																																																																																																																																																																																																																																																																																																																																																																																													
74S31	.82																																																																																																																																																																																																																																																																																																																																																																																																																																																																																																																																																																																																																																																																																																																																																																																													
74S32	.82																																																																																																																																																																																																																																																																																																																																																																																																																																																																																																																																																																																																																																																																																																																																																																																													
74S33	.82																																																																																																																																																																																																																																																																																																																																																																																																																																																																																																																																																																																																																																																																																																																																																																																													
74S34	.82																																																																																																																																																																																																																																																																																																																																																																																																																																																																																																																																																																																																																																																																																																																																																																																													
74S35	.82																																																																																																																																																																																																																																																																																																																																																																																																																																																																																																																																																																																																																																																																																																																																																																																													
74S36	.82																																																																																																																																																																																																																																																																																																																																																																																																																																																																																																																																																																																																																																																																																																																																																																																													
74S37	.82																																																																																																																																																																																																																																																																																																																																																																																																																																																																																																																																																																																																																																																																																																																																																																																													
74S38	.82																																																																																																																																																																																																																																																																																																																																																																																																																																																																																																																																																																																																																																																																																																																																																																																													
74S39	.82																																																																																																																																																																																																																																																																																																																																																																																																																																																																																																																																																																																																																																																																																																																																																																																													
74S40	.82																																																																																																																																																																																																																																																																																																																																																																																																																																																																																																																																																																																																																																																																																																																																																																																													
74S41	.82																																																																																																																																																																																																																																																																																																																																																																																																																																																																																																																																																																																																																																																																																																																																																																																													
74S42	.82																																																																																																																																																																																																																																																																																																																																																																																																																																																																																																																																																																																																																																																																																																																																																																																													
74S43	.82																																																																																																																																																																																																																																																																																																																																																																																																																																																																																																																																																																																																																																																																																																																																																																																													
74S44	.82																																																																																																																																																																																																																																																																																																																																																																																																																																																																																																																																																																																																																																																																																																																																																																																													
74S45	.82																																																																																																																																																																																																																																																																																																																																																																																																																																																																																																																																																																																																																																																																																																																																																																																													
74S46	.82																																																																																																																																																																																																																																																																																																																																																																																																																																																																																																																																																																																																																																																																																																																																																																																													
74S47	.82																																																																																																																																																																																																																																																																																																																																																																																																																																																																																																																																																																																																																																																																																																																																																																																													
74S48	.82																																																																																																																																																																																																																																																																																																																																																																																																																																																																																																																																																																																																																																																																																																																																																																																													
74S49	.82																																																																																																																																																																																																																																																																																																																																																																																																																																																																																																																																																																																																																																																																																																																																																																																													
74S50	.82																																																																																																																																																																																																																																																																																																																																																																																																																																																																																																																																																																																																																																																																																																																																																																																													
74S51	.82																																																																																																																																																																																																																																																																																																																																																																																																																																																																																																																																																																																																																																																																																																																																																																																													
74S52	.82																																																																																																																																																																																																																																																																																																																																																																																																																																																																																																																																																																																																																																																																																																																																																																																													
74S53	.82																																																																																																																																																																																																																																																																																																																																																																																																																																																																																																																																																																																																																																																																																																																																																																																													
74S54	.82																																																																																																																																																																																																																																																																																																																																																																																																																																																																																																																																																																																																																																																																																																																																																																																													
74S55	.82																																																																																																																																																																																																																																																																																																																																																																																																																																																																																																																																																																																																																																																																																																																																																																																													
74S56	.82																																																																																																																																																																																																																																																																																																																																																																																																																																																																																																																																																																																																																																																																																																																																																																																													
74S57	.82																																																																																																																																																																																																																																																																																																																																																																																																																																																																																																																																																																																																																																																																																																																																																																																													
74S58	.82																																																																																																																																																																																																																																																																																																																																																																																																																																																																																																																																																																																																																																																																																																																																																																																													
74S59	.82																																																																																																																																																																																																																																																																																																																																																																																																																																																																																																																																																																																																																																																																																																																																																																																													
74S60	.82																																																																																																																																																																																																																																																																																																																																																																																																																																																																																																																																																																																																																																																																																																																																																																																													
74S61	.82																																																																																																																																																																																																																																																																																																																																																																																																																																																																																																																																																																																																																																																																																																																																																																																													
74S62	.82																																																																																																																																																																																																																																																																																																																																																																																																																																																																																																																																																																																																																																																																																																																																																																																													
74S63	.82																																																																																																																																																																																																																																																																																																																																																																																																																																																																																																																																																																																																																																																																																																																																																																																													
74S64	.82																																																																																																																																																																																																																																																																																																																																																																																																																																																																																																																																																																																																																																																																																																																																																																																													
74S65	.82																																																																																																																																																																																																																																																																																																																																																																																																																																																																																																																																																																																																																																																																																																																																																																																													
74S66	.82																																																																																																																																																																																																																																																																																																																																																																																																																																																																																																																																																																																																																																																																																																																																																																																													
74S67	.82																																																																																																																																																																																																																																																																																																																																																																																																																																																																																																																																																																																																																																																																																																																																																																																													
74S68	.82																																																																																																																																																																																																																																																																																																																																																																																																																																																																																																																																																																																																																																																																																																																																																																																													
74S69	.82																																																																																																																																																																																																																																																																																																																																																																																																																																																																																																																																																																																																																																																																																																																																																																																													
74S70	.82																																																																																																																																																																																																																																																																																																																																																																																																																																																																																																																																																																																																																																																																																																																																																																																													
74S71	.82																																																																																																																																																																																																																																																																																																																																																																																																																																																																																																																																																																																																																																																																																																																																																																																													
74S72	.82																																																																																																																																																																																																																																																																																																																																																																																																																																																																																																																																																																																																																																																																																																																																																																																													
74S73	.82																																																																																																																																																																																																																																																																																																																																																																																																																																																																																																																																																																																																																																																																																																																																																																																													
74S74	.82																																																																																																																																																																																																																																																																																																																																																																																																																																																																																																																																																																																																																																																																																																																																																																																													
74S75	.82																																																																																																																																																																																																																																																																																																																																																																																																																																																																																																																																																																																																																																																																																																																																																																																													
74S76	.82																																																																																																																																																																																																																																																																																																																																																																																																																																																																																																																																																																																																																																																																																																																																																																																													
74S77	.82																																																																																																																																																																																																																																																																																																																																																																																																																																																																																																																																																																																																																																																																																																																																																																																													
74S78	.82																																																																																																																																																																																																																																																																																																																																																																																																																																																																																																																																																																																																																																																																																																																																																																																													
74S79	.82																																																																																																																																																																																																																																																																																																																																																																																																																																																																																																																																																																																																																																																																																																																																																																																													
74S80	.82																																																																																																																																																																																																																																																																																																																																																																																																																																																																																																																																																																																																																																																																																																																																																																																													
74S81	.82																																																																																																																																																																																																																																																																																																																																																																																																																																																																																																																																																																																																																																																																																																																																																																																													
74S82	.82																																																																																																																																																																																																																																																																																																																																																																																																																																																																																																																																																																																																																																																																																																																																																																																													
74S83	.82																																																																																																																																																																																																																																																																																																																																																																																																																																																																																																																																																																																																																																																																																																																																																																																													
74S84	.82																																																																																																																																																																																																																																																																																																																																																																																																																																																																																																																																																																																																																																																																																																																																																																																													
74S85	.82																																																																																																																																																																																																																																																																																																																																																																																																																																																																																																																																																																																																																																																																																																																																																																																													
74S86	.82																																																																																																																																																																																																																																																																																																																																																																																																																																																																																																																																																																																																																																																																																																																																																																																													
74S87	.82																																																																																																																																																																																																																																																																																																																																																																																																																																																																																																																																																																																																																																																																																																																																																																																													
74S88	.82																																																																																																																																																																																																																																																																																																																																																																																																																																																																																																																																																																																																																																																																																																																																																																																													
74S89	.82																																																																																																																																																																																																																																																																																																																																																																																																																																																																																																																																																																																																																																																																																																																																																																																													
74S90	.82																																																																																																																																																																																																																																																																																																																																																																																																																																																																																																																																																																																																																																																																																																																																																																																													
74S91	.82																																																																																																																																																																																																																																																																																																																																																																																																																																																																																																																																																																																																																																																																																																																																																																																													
74S92	.82																																																																																																																																																																																																																																																																																																																																																																																																																																																																																																																																																																																																																																																																																																																																																																																													
74S93	.82																																																																																																																																																																																																																																																																																																																																																																																																																																																																																																																																																																																																																																																																																																																																																																																													
74S94	.82																																																																																																																																																																																																																																																																																																																																																																																																																																																																																																																																																																																																																																																																																																																																																																																													
74S95	.82																																																																																																																																																																																																																																																																																																																																																																																																																																																																																																																																																																																																																																																																																																																																																																																													
74S96	.82																																																																																																																																																																																																																																																																																																																																																																																																																																																																																																																																																																																																																																																																																																																																																																																													
74S97	.82																																																																																																																																																																																																																																																																																																																																																																																																																																																																																																																																																																																																																																																																																																																																																																																													
74S98	.82																																																																																																																																																																																																																																																																																																																																																																																																																																																																																																																																																																																																																																																																																																																																																																																													
74S99	.82																																																																																																																																																																																																																																																																																																																																																																																																																																																																																																																																																																																																																																																																																																																																																																																													
74S00	.82																																																																																																																																																																																																																																																																																																																																																																																																																																																																																																																																																																																																																																																																																																																																																																																													
74LS09	.23																																																																																																																																																																																																																																																																																																																																																																																																																																																																																																																																																																																																																																																																																																																																																																																													
74LS10	.21																																																																																																																																																																																																																																																																																																																																																																																																																																																																																																																																																																																																																																																																																																																																																																																													
74LS11	.21																																																																																																																																																																																																																																																																																																																																																																																																																																																																																																																																																																																																																																																																																																																																																																																													
74LS12	.27																																																																																																																																																																																																																																																																																																																																																																																																																																																																																																																																																																																																																																																																																																																																																																																													
74LS13	.40																																																																																																																																																																																																																																																																																																																																																																																																																																																																																																																																																																																																																																																																																																																																																																																													
74LS14	.85																																																																																																																																																																																																																																																																																																																																																																																																																																																																																																																																																																																																																																																																																																																																																																																													
74LS15	.26																																																																																																																																																																																																																																																																																																																																																																																																																																																																																																																																																																																																																																																																																																																																																																																													
74LS16	.62																																																																																																																																																																																																																																																																																																																																																																																																																																																																																																																																																																																																																																																																																																																																																																																													
74LS17	.62																																																																																																																																																																																																																																																																																																																																																																																																																																																																																																																																																																																																																																																																																																																																																																																													
74LS18	.70																																																																																																																																																																																																																																																																																																																																																																																																																																																																																																																																																																																																																																																																																																																																																																																													
74LS19	.82																																																																																																																																																																																																																																																																																																																																																																																																																																																																																																																																																																																																																																																																																																																																																																																													
74LS20	.82																																																																																																																																																																																																																																																																																																																																																																																																																																																																																																																																																																																																																																																																																																																																																																																													
74LS21	.82																																																																																																																																																																																																																																																																																																																																																																																																																																																																																																																																																																																																																																																																																																																																																																																													
74LS22	.82																																																																																																																																																																																																																																																																																																																																																																																																																																																																																																																																																																																																																																																																																																																																																																																													
74LS23	.82																																																																																																																																																																																																																																																																																																																																																																																																																																																																																																																																																																																																																																																																																																																																																																																													
74LS24	.82																																																																																																																																																																																																																																																																																																																																																																																																																																																																																																																																																																																																																																																																																																																																																																																													
74LS25	.82																																																																																																																																																																																																																																																																																																																																																																																																																																																																																																																																																																																																																																																																																																																																																																																													
74LS26	.82																																																																																																																																																																																																																																																																																																																																																																																																																																																																																																																																																																																																																																																																																																																																																																																													
74LS27	.82																																																																																																																																																																																																																																																																																																																																																																																																																																																																																																																																																																																																																																																																																																																																																																																													
74LS28	.82																																																																																																																																																																																																																																																																																																																																																																																																																																																																																																																																																																																																																																																																																																																																																																																													
74LS29	.82																																																																																																																																																																																																																																																																																																																																																																																																																																																																																																																																																																																																																																																																																																																																																																																													
74LS30	.82																																																																																																																																																																																																																																																																																																																																																																																																																																																																																																																																																																																																																																																																																																																																																																																													
74LS31	.82																																																																																																																																																																																																																																																																																																																																																																																																																																																																																																																																																																																																																																																																																																																																																																																													
74LS32	.82																																																																																																																																																																																																																																																																																																																																																																																																																																																																																																																																																																																																																																																																																																																																																																																													
74LS33	.82																																																																																																																																																																																																																																																																																																																																																																																																																																																																																																																																																																																																																																																																																																																																																																																													
74LS34	.82																																																																																																																																																																																																																																																																																																																																																																																																																																																																																																																																																																																																																																																																																																																																																																																													
74LS35	.82																																																																																																																																																																																																																																																																																																																																																																																																																																																																																																																																																																																																																																																																																																																																																																																													
74LS36	.82																																																																																																																																																																																																																																																																																																																																																																																																																																																																																																																																																																																																																																																																																																																																																																																													
74LS37	.82																																																																																																																																																																																																																																																																																																																																																																																																																																																																																																																																																																																																																																																																																																																																																																																													
74LS38	.82																																																																																																																																																																																																																																																																																																																																																																																																																																																																																																																																																																																																																																																																																																																																																																																													
74LS39	.82																																																																																																																																																																																																																																																																																																																																																																																																																																																																																																																																																																																																																																																																																																																																																																																													
74LS40	.82																																																																																																																																																																																																																																																																																																																																																																																																																																																																																																																																																																																																																																																																																																																																																																																													
74LS41	.82																																																																																																																																																																																																																																																																																																																																																																																																																																																																																																																																																																																																																																																																																																																																																																																													
74LS42	.82																																																																																																																																																																																																																																																																																																																																																																																																																																																																																																																																																																																																																																																																																																																																																																																													
74LS43	.82																																																																																																																																																																																																																																																																																																																																																																																																																																																																																																																																																																																																																																																																																																																																																																																													
74LS44	.82																																																																																																																																																																																																																																																																																																																																																																																																																																																																																																																																																																																																																																																																																																																																																																																													
74LS45	.82																																																																																																																																																																																																																																																																																																																																																																																																																																																																																																																																																																																																																																																																																																																																																																																													
74LS46	.82																																																																																																																																																																																																																																																																																																																																																																																																																																																																																																																																																																																																																																																																																																																																																																																													
74LS47	.82																																																																																																																																																																																																																																																																																																																																																																																																																																																																																																																																																																																																																																																																																																																																																																																													
74LS48	.82																																																																																																																																																																																																																																																																																																																																																																																																																																																																																																																																																																																																																																																																																																																																																																																													
74LS49	.82																																																																																																																																																																																																																																																																																																																																																																																																																																																																																																																																																																																																																																																																																																																																																																																													
74LS50	.82																																																																																																																																																																																																																																																																																																																																																																																																																																																																																																																																																																																																																																																																																																																																																																																													
74LS51	.82																																																																																																																																																																																																																																																																																																																																																																																																																																																																																																																																																																																																																																																																																																																																																																																													
74LS52	.82																																																																																																																																																																																																																																																																																																																																																																																																																																																																																																																																																																																																																																																																																																																																																																																													
74LS53	.82																																																																																																																																																																																																																																																																																																																																																																																																																																																																																																																																																																																																																																																																																																																																																																																													
74LS54	.82																																																																																																																																																																																																																																																																																																																																																																																																																																																																																																																																																																																																																																																																																																																																																																																													
74LS55	.82																																																																																																																																																																																																																																																																																																																																																																																																																																																																																																																																																																																																																																																																																																																																																																																													
74LS56	.82																																																																																																																																																																																																																																																																																																																																																																																																																																																																																																																																																																																																																																																																																																																																																																																													
74LS57	.82																																																																																																																																																																																																																																																																																																																																																																																																																																																																																																																																																																																																																																																																																																																																																																																													
74LS58	.82																																																																																																																																																																																																																																																																																																																																																																																																																																																																																																																																																																																																																																																																																																																																																																																													
74LS59	.82																																																																																																																																																																																																																																																																																																																																																																																																																																																																																																																																																																																																																																																																																																																																																																																													
74LS60	.82																																																																																																																																																																																																																																																																																																																																																																																																																																																																																																																																																																																																																																																																																																																																																																																													
74LS61	.82																																																																																																																																																																																																																																																																																																																																																																																																																																																																																																																																																																																																																																																																																																																																																																																													
74LS62	.82																																																																																																																																																																																																																																																																																																																																																																																																																																																																																																																																																																																																																																																																																																																																																																																													
74LS63	.82																																																																																																																																																																																																																																																																																																																																																																																																																																																																																																																																																																																																																																																																																																																																																																																													
74LS64	.82																																																																																																																																																																																																																																																																																																																																																																																																																																																																																																																																																																																																																																																																																																																																																																																													
74LS65	.82																																																																																																																																																																																																																																																																																																																																																																																																																																																																																																																																																																																																																																																																																																																																																																																													
74LS66	.82																																																																																																																																																																																																																																																																																																																																																																																																																																																																																																																																																																																																																																																																																																																																																																																													
74LS67	.82																																																																																																																																																																																																																																																																																																																																																																																																																																																																																																																																																																																																																																																																																																																																																																																													
74LS68	.82																																																																																																																																																																																																																																																																																																																																																																																																																																																																																																																																																																																																																																																																																																																																																																																													
74LS69	.82																																																																																																																																																																																																																																																																																																																																																																																																																																																																																																																																																																																																																																																																																																																																																																																													
74LS70	.82																																																																																																																																																																																																																																																																																																																																																																																																																																																																																																																																																																																																																																																																																																																																																																																													
74LS71	.82																																																																																																																																																																																																																																																																																																																																																																																																																																																																																																																																																																																																																																																																																																																																																																																													
74LS72	.82																																																																																																																																																																																																																																																																																																																																																																																																																																																																																																																																																																																																																																																																																																																																																																																													
74LS73	.82																																																																																																																																																																																																																																																																																																																																																																																																																																																																																																																																																																																																																																																																																																																																																																																													
74LS74	.82																																																																																																																																																																																																																																																																																																																																																																																																																																																																																																																																																																																																																																																																																																																																																																																													
74LS75	.82																																																																																																																																																																																																																																																																																																																																																																																																																																																																																																																																																																																																																																																																																																																																																																																													
74LS76	.82																																																																																																																																																																																																																																																																																																																																																																																																																																																																																																																																																																																																																																																																																																																																																																																													
74LS77	.82																																																																																																																																																																																																																																																																																																																																																																																																																																																																																																																																																																																																																																																																																																																																																																																													
74LS78	.82																																																																																																																																																																																																																																																																																																																																																																																																																																																																																																																																																																																																																																																																																																																																																																																													
74LS79	.82																																																																																																																																																																																																																																																																																																																																																																																																																																																																																																																																																																																																																																																																																																																																																																																													
74LS80	.82																																																																																																																																																																																																																																																																																																																																																																																																																																																																																																																																																																																																																																																																																																																																																																																													
74LS81	.82																																																																																																																																																																																																																																																																																																																																																																																																																																																																																																																																																																																																																																																																																																																																																																																													
74LS82	.82																																																																																																																																																																																																																																																																																																																																																																																																																																																																																																																																																																																																																																																																																																																																																																																													
74LS83	.82																																																																																																																																																																																																																																																																																																																																																																																																																																																																																																																																																																																																																																																																																																																																																																																													
74LS84	.82																																																																																																																																																																																																																																																																																																																																																																																																																																																																																																																																																																																																																																																																																																																																																																																													
74LS85	.82																																																																																																																																																																																																																																																																																																																																																																																																																																																																																																																																																																																																																																																																																																																																																																																													
74LS86	.82																																																																																																																																																																																																																																																																																																																																																																																																																																																																																																																																																																																																																																																																																																																																																																																													
74LS87	.82																																																																																																																																																																																																																																																																																																																																																																																																																																																																																																																																																																																																																																																																																																																																																																																													
74LS88	.82																																																																																																																																																																																																																																																																																																																																																																																																																																																																																																																																																																																																																																																																																																																																																																																													
74LS89	.82																																																																																																																																																																																																																																																																																																																																																																																																																																																																																																																																																																																																																																																																																																																																																																																													
74LS90	.82																																																																																																																																																																																																																																																																																																																																																																																																																																																																																																																																																																																																																																																																																																																																																																																													
74LS91	.82																																																																																																																																																																																																																																																																																																																																																																																																																																																																																																																																																																																																																																																																																																																																																																																													
74LS92	.82																																																																																																																																																																																																																																																																																																																																																																																																																																																																																																																																																																																																																																																																																																																																																																																													
74LS93	.82																																																																																																																																																																																																																																																																																																																																																																																																																																																																																																																																																																																																																																																																																																																																																																																													
74LS94	.82																																																																																																																																																																																																																																																																																																																																																																																																																																																																																																																																																																																																																																																																																																																																																																																													
74LS95	.82																																																																																																																																																																																																																																																																																																																																																																																																																																																																																																																																																																																																																																																																																																																																																																																													
74LS96	.82																																																																																																																																																																																																																																																																																																																																																																																																																																																																																																																																																																																																																																																																																																																																																																																													
74LS97	.82																																																																																																																																																																																																																																																																																																																																																																																																																																																																																																																																																																																																																																																																																																																																																																																													
74LS98	.82																																																																																																																																																																																																																																																																																																																																																																																																																																																																																																																																																																																																																																																																																																																																																																																													
74LS99	.82																																																																																																																																																																																																																																																																																																																																																																																																																																																																																																																																																																																																																																																																																																																																																																																													
74LS00	.82																																																																																																																																																																																																																																																																																																																																																																																																																																																																																																																																																																																																																																																																																																																																																																																													
74S00	\$.27																																																																																																																																																																																																																																																																																																																																																																																																																																																																																																																																																																																																																																																																																																																																																																																													
74S01	.33																																																																																																																																																																																																																																																																																																																																																																																																																																																																																																																																																																																																																																																																																																																																																																																													
74S02	.27																																																																																																																																																																																																																																																																																																																																																																																																																																																																																																																																																																																																																																																																																																																																																																																													
74S03	.27																																																																																																																																																																																																																																																																																																																																																																																																																																																																																																																																																																																																																																																																																																																																																																																													
74S04	.30																																																																																																																																																																																																																																																																																																																																																																																																																																																																																																																																																																																																																																																																																																																																																																																													
74S05	.30																																																																																																																																																																																																																																																																																																																																																																																																																																																																																																																																																																																																																																																																																																																																																																																													
74S06	.29																																																																																																																																																																																																																																																																																																																																																																																																																																																																																																																																																																																																																																																																																																																																																																																													
74S07	.29																																																																																																																																																																																																																																																																																																																																																																																																																																																																																																																																																																																																																																																																																																																																																																																													
74S08	.29																																																																																																																																																																																																																																																																																																																																																																																																																																																																																																																																																																																																																																																																																																																																																																																													
74S09	.29																																																																																																																																																																																																																																																																																																																																																																																																																																																																																																																																																																																																																																																																																																																																																																																													
74S10	.29																																																																																																																																																																																																																																																																																																																																																																																																																																																																																																																																																																																																																																																																																																																																																																																													
74S11	.29																																																																																																																																																																																																																																																																																																																																																																																																																																																																																																																																																																																																																																																																																																																																																																																													
74S12	.29																																																																																																																																																																																																																																																																																																																																																																																																																																																																																																																																																																																																																																																																																																																																																																																													
74S13	.29																																																																																																																																																																																																																																																																																																																																																																																																																																																																																																																																																																																																																																																																																																																																																																																													
74S14	.29																																																																																																																																																																																																																																																																																																																																																																																																																																																																																																																																																																																																																																																																																																																																																																																													
74S15	.29																																																																																																																																																																																																																																																																																																																																																																																																																																																																																																																																																																																																																																																																																																																																																																																													
74S16	.29																																																																																																																																																																																																																																																																																																																																																																																																																																																																																																																																																																																																																																																																																																																																																																																													
74S17	.29																																																																																																																																																																																																																																																																																																																																																																																																																																																																																																																																																																																																																																																																																																																																																																																													
74S18	.29																																																																																																																																																																																																																																																																																																																																																																																																																																																																																																																																																																																																																																																																																																																																																																																													
74S19	.29																																																																																																																																																																																																																																																																																																																																																																																																																																																																																																																																																																																																																																																																																																																																																																																													
74S20	.29																																																																																																																																																																																																																																																																																																																																																																																																																																																																																																																																																																																																																																																																																																																																																																																													
74S21	.29																																																																																																																																																																																																																																																																																																																																																																																																																																																																																																																																																																																																																																																																																																																																																																																													
74S22	.29																																																																																																																																																																																																																																																																																																																																																																																																																																																																																																																																																																																																																																																																																																																																																																																													
74S23	.29																																																																																																																																																																																																																																																																																																																																																																																																																																																																																																																																																																																																																																																																																																																																																																																													
74S24	.29																																																																																																																																																																																																																																																																																																																																																																																																																																																																																																																																																																																																																																																																																																																																																																																													
74S25	.29																																																																																																																																																																																																																																																																																																																																																																																																																																																																																																																																																																																																																																																																																																																																																																																													
74S26	.29																																																																																																																																																																																																																																																																																																																																																																																																																																																																																																																																																																																																																																																																																																																																																																																													
74S27	.29																																																																																																																																																																																																																																																																																																																																																																																																																																																																																																																																																																																																																																																																																																																																																																																													
74S28	.29																																																																																																																																																																																																																																																																																																																																																																																																																																																																																																																																																																																																																																																																																																																																																																																													
74S29	.29																																																																																																																																																																																																																																																																																																																																																																																																																																																																																																																																																																																																																																																																																																																																																																																													
74S30	.29																																																																																																																																																																																																																																																																																																																																																																																																																																																																																																																																																																																																																																																																																																																																																																																													
74S31	.29																																																																																																																																																																																																																																																																																																																																																																																																																																																																																																																																																																																																																																																																																																																																																																																													
74S32	.29																																																																																																																																																																																																																																																																																																																																																																																																																																																																																																																																																																																																																																																																																																																																																																																													
74S33	.29																																																																																																																																																																																																																																																																																																																																																																																																																																																																																																																																																																																																																																																																																																																																																																																													
74S34	.29																																																																																																																																																																																																																																																																																																																																																																																																																																																																																																																																																																																																																																																																																																																																																																																													
74S35	.29																																																																																																																																																																																																																																																																																																																																																																																																																																																																																																																																																																																																																																																																																																																																																																																													
74S36	.29																																																																																																																																																																																																																																																																																																																																																																																																																																																																																																																																																																																																																																																																																																																																																																																													
74S37	.29																																																																																																																																																																																																																																																																																																																																																																																																																																																																																																																																																																																																																																																																																																																																																																																													
74S38	.29																																																																																																																																																																																																																																																																																																																																																																																																																																																																																																																																																																																																																																																																																																																																																																																													
74S39	.29																																																																																																																																																																																																																																																																																																																																																																																																																																																																																																																																																																																																																																																																																																																																																																																													
74S40	.29																																																																																																																																																																																																																																																																																																																																																																																																																																																																																																																																																																																																																																																																																																																																																																																													
74S41	.29																																																																																																																																																																																																																																																																																																																																																																																																																																																																																																																																																																																																																																																																																																																																																																																													
74S42	.29																																																																																																																																																																																																																																																																																																																																																																																																																																																																																																																																																																																																																																																																																																																																																																																													
74S43	.29																																																																																																																																																																																																																																																																																																																																																																																																																																																																																																																																																																																																																																																																																																																																																																																													
74S44	.29																																																																																																																																																																																																																																																																																																																																																																																																																																																																																																																																																																																																																																																																																																																																																																																													
74S45	.29																																																																																																																																																																																																																																																																																																																																																																																																																																																																																																																																																																																																																																																																																																																																																																																													
74S46	.29																																																																																																																																																																																																																																																																																																																																																																																																																																																																																																																																																																																																																																																																																																																																																																																													
74S47	.29																																																																																																																																																																																																																																																																																																																																																																																																																																																																																																																																																																																																																																																																																																																																																																																													
74S48	.29																																																																																																																																																																																																																																																																																																																																																																																																																																																																																																																																																																																																																																																																																																																																																																																													
74S49	.29																																																																																																																																																																																																																																																																																																																																																																																																																																																																																																																																																																																																																																																																																																																																																																																													
74S50	.29																																																																																																																																																																																																																																																																																																																																																																																																																																																																																																																																																																																																																																																																																																																																																																																													
74S51	.29																																																																																																																																																																																																																																																																																																																																																																																																																																																																																																																																																																																																																																																																																																																																																																																													
74S52	.29																																																																																																																																																																																																																																																																																																																																																																																																																																																																																																																																																																																																																																																																																																																																																																																													
74S53	.29																																																																																																																																																																																																																																																																																																																																																																																																																																																																																																																																																																																																																																																																																																																																																																																													
74S54	.29																																																																																																																																																																																																																																																																																																																																																																																																																																																																																																																																																																																																																																																																																																																																																																																													
74S55	.29																																																																																																																																																																																																																																																																																																																																																																																																																																																																																																																																																																																																																																																																																																																																																																																													
74S56	.29																																																																																																																																																																																																																																																																																																																																																																																																																																																																																																																																																																																																																																																																																																																																																																																													
74S57	.29																																																																																																																																																																																																																																																																																																																																																																																																																																																																																																																																																																																																																																																																																																																																																																																													
74S58	.29																																																																																																																																																																																																																																																																																																																																																																																																																																																																																																																																																																																																																																																																																																																																																																																													
74S59	.29																																																																																																																																																																																																																																																																																																																																																																																																																																																																																																																																																																																																																																																																																																																																																																																													
74S60	.29																																																																																																																																																																																																																																																																																																																																																																																																																																																																																																																																																																																																																																																																																																																																																																																													
74S61	.29																																																																																																																																																																																																																																																																																																																																																																																																																																																																																																																																																																																																																																																																																																																																																																																													
74S62	.29																																																																																																																																																																																																																																																																																																																																																																																																																																																																																																																																																																																																																																																																																																																																																																																													
74S63	.29																																																																																																																																																																																																																																																																																																																																																																																																																																																																																																																																																																																																																																																																																																																																																																																													
74S64	.29																																																																																																																																																																																																																																																																																																																																																																																																																																																																																																																																																																																																																																																																																																																																																																																													
74S65	.29																																																																																																																																																																																																																																																																																																																																																																																																																																																																																																																																																																																																																																																																																																																																																																																													
74S66	.29																																																																																																																																																																																																																																																																																																																																																																																																																																																																																																																																																																																																																																																																																																																																																																																													
74S67	.29																																																																																																																																																																																																																																																																																																																																																																																																																																																																																																																																																																																																																																																																																																																																																																																													
74S68	.29																																																																																																																																																																																																																																																																																																																																																																																																																																																																																																																																																																																																																																																																																																																																																																																													
74S69	.29																																																																																																																																																																																																																																																																																																																																																																																																																																																																																																																																																																																																																																																																																																																																																																																													
74S70	.29																																																																																																																																																																																																																																																																																																																																																																																																																																																																																																																																																																																																																																																																																																																																																																																													
74S71	.29																																																																																																																																																																																																																																																																																																																																																																																																																																																																																																																																																																																																																																																																																																																																																																																													
74S72	.29																																																																																																																																																																																																																																																																																																																																																																																																																																																																																																																																																																																																																																																																																																																																																																																													




"MINI" FM Auto Converter
1777
 • Easy Hookup
 • Styles Vary
 • For 12 VDC
 • Limited Quantity

AU-333



NiCad Rechargeable "AA" Cell PEN-LITE BATTERY
\$1 EA.
 BA-341 • 1.2 Volt
 EA. • Famous Manufacturer



Pushbutton AM AUTO RADIO
1099
 • Mounts In Or Under-Dash
 • Volume & Tone

AU-580

Volume Controls, Pkg. of 12 Assorted. VC-274	59c
Capacitors, Low Voltage Elect. 50 Pp. CD-407	2.50
Terminal Strips, Solder Type, 40 Assorted. XM-501	69c
Resistors, 100 Assorted Carton. RR-077	79c
2" PM Speaker, 8-10 Ohm, 2 for 1.00. SS-295	79c
Cassette Tape, Pkg. of 3-30 Minute. TA-879	79c
8-Track Tape, 40 Minute. TA-907	49c
Earphones, 8 Ohm, Less Cord. Pkg. of 4. PH-405	49c
Singer 12 Digit MOS Calculator Chip With Data. XM-635	1.79
UHF Varactor Tuner With Data Sheet. XM-676	1.49
Ceramic Capacitors, Pkg. of 100. CC-211	1.00
RED LED, 2 Volt, 10mA. Pkg. of 5. PL-233	59c
LCD 3 1/2 Digit Display. XM-371	2.79
709 High Gain OP AMP. RE-131	79c
Deluxe Stereo Headphones. PH-460	2.99
Ni-Cad Battery Pack (3 "AA" Size Cells). BA-327	3.50
Cassette Lapel Mike, 3.5mm Plug. MM-174	1.00
3" Recording Tape, Pkg. of 5 (125' to 300'). TA-928	1.00
Slidemount For Auto Stereo or CB. AU-149	1.99
6 to 12 Volt DC Converter, 6V. Acc. On 12V. Batt. AU-297	4.99
650 RPM Motor, 5 1/2" Shaft, 120V. AC. MO-265	1.00
9.6VDC Motor, 4 Step Shaft. MO-365	1.00
4000 RPM 117V. AC/DC Motor. MO-395	1.29
18 RPM Gearing Motor, 120VAC. MO-409	1.59
TV Tuner Motor, 14 RPM, 120VAC. MO-392	1.59
3" Fan and 120VAC Motor. MO-416	2.49
3 1/2" Digit L-C Display. XM-371	3.75
Sperdy 9 Digit Display, 180VDC. XM-643	1.00
20 Key Calculator Keyboard. XM-339	1.50
T1 Desk Calculator Keyboard. XM-523	1.00
Solder Type Terminal Strips, Pkg. of 40. XM-501	1.00
Assorted Knobs, Kit of 25. KM-030	69c
3" 7 Seg. L.E.D. Comm. Anode, Green. XM-341	1.39
3" 7 Seg. L.E.D. Comm. Anode, Red. XM-370	1.39
3" 7 Seg. L.E.D. Comm. Anode, Yellow. XM-342	1.39
100 MFD. Electrolytic Capacitor, 50 VDC. CC-216	99c
12K Ohm Globar Resistor. RS-241	59c
Mini Poly-Styrene Caps. 500 pf. 125V. Pkg. of 5. CC-234	59c
Mini Poly-Styrene Caps. 1000 pf. 125V. Pkg. 5. CC-235	59c
12 Digit Calculator IC Chip, Data Incl. XM-330	1.49
2" Waterproof Speaker, 8 Ohms. SP-471	1.49
80-40-20 MFD 150V. Elect. Cap. CC-144	59c
100-150 MFD 150-50V Elect. Cap. CC-213	59c
3VDC Buzzer, 1 1/2" Diameter. XM-756	59c
Wire Terminal Lug, 50 Pcs. Solderless. XM-735	99c
100mA. Selenium Rect. 130VAC. RE-117	39c
Output Transistor, 25B474, to 66. TR-147	1.29
8-Track Tape Deck Chassis, Includes Pre-AMP. 117VAC. Just Add Cables. RA-604	9.00
Telechron Digital Clock. 117VAC. SW-853	3.99
20,000 MFD. 30VDC Capacitor, Computer Grade. CD-478	2.00
600 MFD-360V. Photo Flash Capacitor. CD-475	90c

Olson electronics
 260 S. Forge St.
 Dept. I-9 Akron, Ohio 44327

NAME _____
 ADDRESS _____
 CITY _____ STATE _____ ZIP _____

Qty.	Stk. #	Description	Price Ea.	Total

FREE! Please Tax
 Send Postage
 Catalog TOTAL

OUTSIDE OF JAPAN...

NEW-TONE ELECTRONICS Has the Largest Inventory of Original Japanese Components Anywhere!

PARTIAL LIST - CALL US FOR ALL YOUR DEVICE NEEDS

2SA49	49	2SB492	1.00	2SC775	1.90	2SC1628	1.10	40081	1.50	S6087A	3.80
2SA101	49	2SB495	.75	2SC776	2.50	2SC1669	1.25	40082	3.00	S6087B	3.80
2SA102	49	2SB507	1.40	2SC777	4.95	2SC1674	.49	AN136	2.90	STK011	7.50
2SA200	49	2SB511	1.50	2SC778	3.50	2SC1675	.49	AN214	3.35	STK015	6.50
2SA221	79	2SB528	1.40	2SC781	2.50	2SC1678	2.00	AN239	6.50	STK025	12.50
2SA234	59	2SB536	1.50	2SC783	2.95	2SC1679	2.95	AN241	2.40	STK032	14.20
2SA353	69	2SB539A	4.70	2SC784	.49	2SC1684	.49	AN245	5.50	STK036	19.00
2SA377	1.89	2SB541	4.70	2SC785	.65	2SC1728	1.85	AN247	4.80	STK050	24.50
2SA387A	69	2SB554	8.00	2SC788	2.95	2SC1730	.95	AN273	3.20	STK056	11.35
2SA473	1.25	2SB561	.60	2SC789	1.00	2SC1756	2.75	AN289	7.90	STK405	9.20
2SA483	2.79	2SB627	2.95	2SC790	1.50	2SC1760	1.60	AN315	3.50	STK415	8.50
2SA484	2.44			2SC793	2.50	2SC1816	3.50	AN331	5.40	STK433	9.25
2SA485	1.95	2SC32	1.35	2SC798	3.95	2SC1908	.49	AN343	3.90	STK435	9.50
2SA489	1.39	2SC116	3.00	2SC799	3.25	2SC1909	3.75	AN360	2.50	STK437	11.50
2SA495	60	2SC172	1.75	2SC815	.55	2SC1957	1.00	AN380	7.50	STK439	11.60
2SA496	99	2SC206	2.50	2SC828	.49	2SC1964	3.95	BA302	2.50	TA7028M	3.50
2SA497	1.44	2SC237	1.75	2SC829	.49	2SC1969	4.70	BA511	3.00	TA7045M	3.25
2SA509	.50	2SC281	.50	2SC830	2.95	2SC1973	.90	BA521	3.40	TA7051P	3.00
2SA525	1.95	2SC284	1.20	2SC838	.50	2SC1974	3.50	CC3001A	2.95	TA7054P	3.05
2SA537A	1.95	2SC287	1.25	2SC839	.50	2SC1975	3.50	CX075B	2.95	TA7055P	3.00
2SA539	.60	2SC291	3.95	2SC853	.90	2SC2020	4.95	CX100D	8.50	TA7060P	1.40
2SA561	48	2SC325	3.95	2SC866	5.00	2SC2027	6.00	CX101G	8.50	TA7061P	1.50
2SA562	.45	2SC367	.85	2SC867	6.00	2SC2028	.80	CX103D	8.50	TA7062P	1.50
2SA564	.50	2SC371	.49	2SC870	.50	2SC2039	3.40	CX104A	8.50	TA7063P	1.50
2SA565	1.05	2SC372	.49	2SC871	.50	2SC2034	2.95	CX121A	7.50	TA7072	3.00
2SA566	3.20	2SC373	.49	2SC900	.50	2SC2074	2.50	CX130A	7.00	TA7074	2.90
2SA606	1.69	2SC374	.49	2SC922	.69	2SC2075	4.00	CX148	11.70	TA7075	3.75
2SA624	.99	2SC375	.49	2SC929	.49	2SC2091	2.50	CX149A	14.00	TA7076	3.75
2SA628	.49	2SC380	.49	2SC930	.49	2SC2092	3.25	DN834	1.50	TA7089	2.90
2SA634	1.00	2SC381	.50	2SC938	.95	2SC2098	3.90	DN835	1.60	TA7102P	5.80
2SA636	1.25	2SC382	.55	2SC943	1.00	2SC2166	3.75	DN837	1.50	TA7106P	3.25
2SA640	.49	2SC384	.60	2SC945	.49	2SD45	4.95	DN838	1.70	TA7120P	1.50
2SA643	.60	2SC385	.70	2SC959	1.35	2SD68	.90	HA1151	3.20	TA7122	1.50
2SA659	49	2SC386	.70	2SC960	.85	2SD72	.80	HA1157	4.20	TA7124	1.85
2SA663	4.75	2SC387	.50	2SC984	.80	2SD77	1.50	HA1158	4.20	TA7146P	3.75
2SA666	.69	2SC394	.49	2SC1000	.49	2SD81	3.95	HA1159	5.00	TA7148	3.90
2SA671	1.50	2SC403	.50	2SC1013	.95	2SD88	4.80	HA1199	3.25	TA7149P	3.75
2SA672	.70	2SC454	.49	2SC1014	.95	2SD118	3.00	HA1202	2.20	TA7150P	3.75
2SA673	.70	2SC458	.49	2SC1017	1.20	2SD130	1.50	HA1306	4.20	TA7153	6.90
2SA678	.65	2SC460	.49	2SC1018	1.00	2SD179	1.50	HA1308	4.50	TA7167	6.20
2SA679	4.95	2SC461	.49	2SC1030	2.80	2SD180	2.50	HA1312	3.40	TA7200P	3.50
2SA680	4.95	2SC478	.80	2SC1034	5.60	2SD187	.49	HA1314	4.20	TA7201P	4.50
2SA682	1.49	2SC481	1.50	2SC1047	.60	2SD188	2.70	HA1316	3.50	TA7202	4.50
2SA683	1.49	2SC482	1.40	2SC1060	1.40	2SD210	4.50	HA1318	5.00	TA7203	4.25
2SA684	.60	2SC484	2.60	2SC1061	1.25	2SD213	4.95	HA1322	4.20	TA7204	3.70
2SA695	.60	2SC485	1.40	2SC1079	3.95	2SD217	3.80	HA1325	3.20	TA7205	3.60
2SA699	1.30	2SC486	1.50	2SC1080	3.95	2SD218	3.90	HA1339A	4.95	TA7207	3.50
2SA699A	1.45	2SC493	3.50	2SC1096	8.00	2SD227	4.48	HA1342	4.50	TA7208	3.50
2SA705	.75	2SC494	4.50	2SC1098	1.00	2SD234	.85	HA1366	4.20	TA7209	3.80
2SA706	1.45	2SC495	.85	2SC1114	4.92	2SD235	.85	HA11112	8.90	TA7210	6.50
2SA715	1.35	2SC496	.85	2SC1115	3.00	2SD257	3.50	HA11113	6.50	TB8A00	4.40
2SA719	59	2SC497	1.40	2SC1116A	4.25	2SD261	3.70	HD3113	4.90	TB8A10DS	4.40
2SA720	59	2SC502	1.50	2SC1116A	4.75	2SD287	3.00	HD3127	7.80	TC4081P	1.75
2SA721	59	2SC503	1.75	2SC1124	1.20	2SD288	1.50	LA1201	4.25	TC5080P	5.80
2SA733	49	2SC504	1.75	2SC1162	1.00	2SD313	1.05	LA1240	3.30	TC5081P	3.60
2SA740	1.95	2SC509	.75	2SC1166	.48	2SD314	1.50	LA1364	3.70	TC5082P	4.00
2SA745	4.50	2SC515	1.95	2SC1170B	4.95	2SD315	1.20	LA1366	4.25	TC9100P	8.50
2SA747	5.75	2SC517	3.60	2SC1172	5.25	2SD318	1.95	LA1369	4.25	TD3001P	1.55
2SA750	49	2SC535	.55	2SC1173	.75	2SD325	.90	LA3155	2.25	TD3441AP	5.10
2SA756	3.30	2SC536	.49	2SC1175	.75	2SD330	1.50	LA3201	1.95	TM4312P	1.00
2SA758	5.60	2SC537	.49	2SC1209	.75	2SD331	1.50	LA3301	3.40	UH1C001	6.50
2SA777	.99	2SC538	.60	2SC1211	.59	2SD356	1.00	LA3310	4.20	UH1C003	6.50
2SA816	70	2SC563	90	2SC1212	1.65	2SD358	1.10	LA3350	3.30	UH1C004	6.50
2SA839	1.95	2SC600	1.95	2SC1213	.59	2SD360	1.05	LA4000	7.50	UH1C005	6.50
		2SC608	5.95	2SC1226A	.85	2SD382	1.20	LA4030	5.40	UH1C006	6.50
		2SC609	5.95	2SC1237	4.00	2SD427	2.55	LA4031P	3.20	UPC16C	2.50
		2SC614	3.95	2SC1239	3.50	2SD525	1.50	LA4032P	4.20	UPC20C	3.75
		2SC619	.65	2SC1306	3.50	2SCF6	1.25	LA4051P	3.20	UPC30C	3.75
		2SC620	.49	2SC1307	4.75	2SCF8	3.50	LA4101	3.20	UPC41C	2.80
		2SC627	2.95	2SC1308	5.75	2SF8	3.00	LA4201	3.25	UPC48C	3.95
		2SB111	58	2SC1312	.49	2SK19	1.25	LA4400	3.40	UPC157CA	2.50
		2SB156	95	2SC1313	.49	2SK23A	1.00	LA4420	3.40	UPC554C	2.50
		2SB172	60	2SC1317	.49	2SK30A	.75	LAD001	3.20	UPC555H	2.20
		2SB175	60	2SC1318	.49	2SK33	.90	LD3040	1.60	UPC563H2	8.00
		2SB186	49	2SC1327	.49	2SK34	.90	LD3120	2.40	UPC566H	1.25
		2SB187	.55	2SC1330	1.35	2SK40	1.30	M5112	8.40	UPC573C	3.25
		2SB202	1.15	2SC1342	.49	2SK55	1.00	M5151PR	7.80	UPC575C	2.60
		2SB227	2.95	2SC1344	.49	3SK22	2.20	M5152L	2.75	UPC576	3.25
		2SB234	2.95	2SC1347	.85	3SK22Y	2.20	M5192	4.80	UPC587C2	2.95
		2SB235	7.95	2SC1359	.65	3SK35	2.00	M51171L	2.00	UPC592H2	1.40
		2SB270	.79	2SC1360	.95	3SK39	2.00	M51513L	5.10	UPC595C	2.95

Electronics Classified

REGULAR CLASSIFIED: COMMERCIAL RATE: For firms or individuals offering commercial products or services, \$2.40 per word. Minimum order \$36.00. **EXPAND-AD* CLASSIFIED RATE:** \$3.60 per word. Minimum order \$54.00. Frequency discount; 5% for 6 months; 10% for 12 months paid in advance. **PERSONAL RATE:** For individuals with a personal item to buy or sell, \$1.40 per word. No minimum! **DISPLAY CLASSIFIED:** 1" by 1 column (2-1/4" wide), \$280.00. 2" by 1 column, \$560.00. 3" by 1 column, \$840.00. Advertiser to supply film positives. For frequency rates, please inquire.

GENERAL INFORMATION: Ad copy must be typewritten or clearly printed. Payment must accompany copy except when ads are placed by accredited advertising agencies. First word in all ads set in caps. All copy subject to publisher's approval. All advertisers using Post Office Boxes in their addresses **MUST** supply publisher with permanent address and telephone number before ad can be run. Advertisements will not be published which advertise or promote the use of devices for the surreptitious interception of communications. Ads are not acknowledged. They will appear in first issue to go to press after closing date. Closing Date: 1st of the 2nd month preceding cover date (for example, March issue closes January 1st). Send order and remittance to Classified Advertising, **POPULAR ELECTRONICS**, One Park Avenue, New York, New York 10016, Attention: Hal Cymes.

FOR SALE

FREE! Bargain Catalog—I.C.'s, LED's, readouts, fiber optics, calculators parts & kits, semiconductors, parts. Poly Paks, Box 942PE, Lynnfield, Mass. 01908.

GOVERNMENT and industrial surplus receivers, transmitters, snooper scopes, electronic parts. Picture Catalog 25 cents. Meshna, Nahant, Mass. 01908.

LOWEST Prices Electronic Parts. Confidential Catalog Free. KNAPP, 3174 8th Ave. S.W., Largo, Fla. 33540.

ELECTRONIC PARTS, semiconductors, kits. **FREE FLYER.** Large catalog \$1.00 deposit. **BIGELOW ELECTRONICS**, Bluffton, Ohio 45817.

RADIO—T.V. Tubes—36 cents each. Send for free catalog. Cornell, 4213 University, San Diego, Calif. 92105.

AMATEUR SCIENTISTS, Electronics Experimenters, Science Fair Students... Construction plans—Complete, including drawings, schematics, parts list with prices and sources... Robot Man — Psychedelic shows — Lasers — Emotion/Lie Detector — Touch Tone Dial — Quadraphonic Adapter — Transistorized Ignition — Burglar Alarm — Sound Meter... over 60 items. Send 50 cents coin (no stamps) for complete catalog. Technical Writers Group, Box 5994, University Station, Raleigh, N.C. 27607.

METERS—Surplus, new, used, panel or portable. Send for list. Hanchett, Box 5577, Riverside, CA 92507.

ROTARY SWITCH 4P11P 5/55; 6P11P 5/57.25. Dip Switch 10-SPST 10/\$15. Transformers 12.2V CT-6A plus 8.5V-5A \$6.95, 24V-5A \$5.95, 10' RG58C/J 12/\$10. Fertiks, 5249 "D", Philadelphia, PA 19120.

SOUND SYNTHESIZER KITS—Surf \$12.95. Wind \$12.95. Wind Chimes \$17.95. Musical Accessories, many more. Catalog free. PAIA Electronics, Box J14359, Oklahoma City, OK 73114.

HEAR POLICE / FIRE Dispatchers! Catalog shows exclusive directories of "confidential" channels, scanners. Send postage stamp. Communications, Box 56-PE, Com-mack, N.Y. 11725.

UNSCRAMBLERS: Fits any scanner or monitor, easily adjusts to all scrambled frequencies. Only 4" square \$29.95, fully guaranteed. Dealer inquiries welcomed. PDO Electronics, Box 841, North Little Rock, Arkansas 72115.


POLICE/Fire scanners, large stock scanner crystals, antennas. Harvey Park Radio, Box 19224, Denver, CO 80219.

TELETYPE EQUIPMENT for sale for beginners and experienced computer enthusiast. Teletype machines, parts, supplies. Catalogue \$1.00 to: ATLANTIC SALES, 3730 Nautilus Ave., Brooklyn, NY 11224. Tel: (212) 372-0349.

WHOLESALE C.B., Scanners, Antennas, Catalog 25 cents. Crystals: Special cut, \$4.95, Monitor \$3.95. Send make, model, frequency. G. Enterprises, Box 461P, Clearfield, UT 84015.

UNREAL CATALOGS. Surplus, Factory Liquidations, Bankruptcy Inventories, Deals. Thousands of items at Bargain Surplus Prices. Rush \$1. Etcoa Electronics, 521 5th Ave., NYC, NY 10017.

FREE CATALOG. Flash Tubes, Nicads, Kits, Calculators, Digital Watch Modules, Ultrasonics, Strobes, LEDs, Transistors, IC's, Unique Components. Chaney's, Box 27038, Denver, Colorado 80227.



**ORGAN KITS
KEYBOARDS**

THE ULTIMATE IN DESIGN
AND SOUND

Demo Record & Brochure \$1.00

Wurlitzer reproductions

DEVTRONIX ORGAN PRODUCTS, Dept. C
5872 Amapola Dr. • San Jose, CA 95129

BUILD STEREO SPEAKERS WITH JUST GLUE AND STAPLES.

Save up to 50% of the cost of ready-built speakers by assembling Speakerlab kits. We've done the design, carpentry and wiring, leaving you only the actual installation of the speaker drivers. Most people take less than two hours to assemble a kit. Illustrated, easy-to-follow instructions check you each step of the way. (And if you still can't finish the kit, we'll do it for you for just the cost of return freight.)

When you're through, you have a high quality, multi-element stereo speaker with a resonance-free enclosure, fiberglass damping, a crossover with level controls, and drivers that are some of the best in the industry.

Send for our free 52-page catalog. It's practically a manual on speaker building.



Dept. PE-H 5500 35th N.E., Seattle, WA 98105

BUILD AND SAVE. TELEPHONES, TELEVISION, DETECTIVE, BROADCAST Electronics. We sell construction plans with an Engineering Service. Speakerphones. Answering Machines, Carphones, Phonevisor. Dialers. Color TV Converters. VTR. Games. \$25 TV Camera, Electron Microscope, Special Effects Generator, Time Base Corrector. Chroma Key. Engineering Courses in Telephone, Integrated Circuits, Detective Electronics. PLUS MUCH MORE. NEW Super Hobby Catalog PLUS year's subscription to Electronic News Letter, \$1.00. Don Britton Enterprises, 6200 Wilshire Blvd., Los Angeles, Calif. 90048.

NAME BRAND Test Equipment. Up to 50% discount. Free catalog. Salen Electronics, Box 82, Skokie, Illinois 60076.

SURPLUS COMPONENTS. Communication and test equipment. Illustrated catalog 25 cents. E. French, P.O. Box 249, Aurora, Illinois 60505.

CB RADIOS, monitors, crystals, CD ignitions. Southland, Box 3591-B, Baytown, Texas 77520.

TELEPHONES UNLIMITED, Equipment, Supplies, All types, Regular, Keyed, Modular. Catalog 50 cents. Box 1147E, San Diego, California 92112.

CARBON FILM RESISTORS 1/4W, 1/2W - 1.7 cents each FREE sample / specifications. Other components. COMPONENTS CENTER, Box 295, W. Islip, New York, 11795.

UNSCRAMBLERS for any scanner. Several models available. Free literature. Capri Electronics, 8753T Windom, St. Louis, MO 63114.

UNSCRAMBLE CODED MESSAGES from Police, Fire and Medical Channels. Same day service. Satisfaction guaranteed. Don Nobles Electronics, Inc., Rt. 7, Box 265B, Hot Springs, Arkansas 71901. (501) 623-6027.

ANYONE CAN SOLDER WITH—

DO-IT-YOURSELFERS!

Let Kester solder aid you in your home repairs or hobbies. A radio, TV, model train, jewelry, plumbing, etc. Save money — repair it yourself. Send self-addressed stamped envelope to Kester for a FREE Copy of "Soldering Simplified".

KESTER SOLDER / 4201 Wrightwood Ave., Chicago, Ill. 60639

USED TEST EQUIPMENT — Tektronix, HP, GR. Write: PTI, Box 8699, White Bear Lake, MN 55110. Phone: (612) 429-2975.

WEATHER MAP RECORDERS: Copy Satellite Photographs, National-Local Weather Maps. Learn How! \$1.00. Atlantic Sales, 3730 Nautilus Ave., Brooklyn, N.Y. 11224. Tel: (212) 372-0349.



**MICRO MINI MIKE™
WIRELESS MICROPHONE**

World's smallest; solid state, self-contained. Picks up and transmits most sounds without wires up to 300 ft. through FM Radio. Use as mike, amp., alarm & alert sys., hot line, baby sitter, etc. Money back guar. B/A, M/C cds, COD ok. \$18.95 plus \$1.00 post. & hdg. Calif. res. add tax. Mail orders Qty. Disc. Avail. **AMC SALES, INC.** Dept. 23, Box 928 - Downey, Calif. 90241

SIZE 2 1/4" x 3/4" x 1/2"

AUDIO EXPERIMENTERS, Serious Music Synthesizer Stuff: literature, kits, components, circuits and more. Send SASE for FREE INFO. CFR Associates, POB F, Newton, NH 03858.

SEEKING ORIGINAL JAPANESE TRANSISTORS FOR CB AND STEREO REPAIR? Request complete list. Compare 1 to 9 prices. 2SC710, 59 cents; 2SC517, \$3.95; 2SC799, \$3.60; 2SC1306, \$4.40; 2SC1678, \$2.25; TA7205P, \$3.90; BA521, \$3.70. BA511, \$3.40. Fuji-Svea Enterprises, Dept. P, Box 40325, Cincinnati, OH 45240.

NEW PERIODIC TABLE OF ELEMENTS. Atomic physics breakthrough now reveals precise atomic models of each element. Striking wall chart, \$3.00. Circlon, 29500 Greenvier Gorge, Enumclaw, WA 98022.

PC BOARDS from your art. Send SASE for information. John Harvey, 3197 Chateau Court, Atlanta, GA 30305.

FANTASTIC WIRELESS TV COMMERCIAL KILLER. Never listen to another commercial! Plans and Catalog, \$4.00. P.O. Box 5983, Ft. Lauderdale, FL 33310.

ELECTRONICS PROGRAM. Used in industry. Transistors to Micro Processors. FCC preparation. Troubleshooting. Many experiments. Reasonable. A.L.I. Schools, 6501 NW 14 St., Plantation, FL 33313.

Build The Artisan Electronic Organ....

The 20th century successor to the classic pipe organ. Kits feature modular construction, with logic controlled stops and RAM Pre-Set Memory System. Be an arti-san. Write for our free brochure. **AOK Manufacturing, Inc. P.O. Box 445, Kenmore, WA 98028.**

PHOTO-METER: For the hobbyist, science buff. Parts list Specs & Plans for 5% accurate meter, 2 Ranges. Equal to Hi cost meter. Send \$6.00 to: Lite, 1005 Eggleston Rd., Aurora, Ohio 44202.

PRE-RECORDED VIDEOCASSETTES: 1/2" Betamax and VHS formats. Send for free list. TRI-STATE VIDEO PRODUCTIONS, P.O. Box No. 1332, Portsmouth, Ohio 45662.

NEW ADJUSTABLE, THREE OUTPUT, REGULATED POWER SUPPLY, plus 900 parts worth over \$400.00 in complete CARTRIVISION television electronic assembly. Documentation included. Perfect for MICROPROCESSOR and all electronic applications. \$17.95 plus \$3.50 S&H. Master Charge. BankAmericard. Free brochure. MADISON ELECTRONICS, 369, Madison, Alabama 35758. SATISFACTION GUARANTEED.

NAME BRAND TEST EQUIPMENT at discount prices. 72 page catalogue free. Write: Dept. PE, North American Electronics, 1468 West 25th Street, Cleveland, OH 44113.

HIGH FIDELITY COMPONENTS. All top brands, distributor's prices. No-risk buying. No deposit. 48-hour delivery anywhere in Continental U.S. C.O.D. or charge card. Call: (301) 448-9600 daily till 9:00 P.M., Saturday till 4:00 P.M. or send \$1.00 for brochure, buying tips, plus \$2.00 merchandise certificate. INTERNATIONAL HI-FI DISTRIBUTORS, Maravia Center Industrial Park, Balto., MD 21206.

AMAZINGLY Low component prices! Ask for free flyer. Write: EEP, 11 Revere Place, Tappan, NY 10983.

UNSCRAMBLER KIT: Tunes all scramble frequencies, may be built-in most scanners, 2-3/4 X 2-1/4 X 1/2. \$19.95. Factory built Code-Breaker. \$29.95. Free Catalog: KRYSTAL KITS, Box 445, Bentonville, Ark. 72712. (501) 273-5340.

STATE OF THE ART test instruments, kits, and plans. Free Brochure. Dealer inquiries invited. Pentec, Inc., P.O. Box 148, Whitehall, PA 18052.

IC's — 100 Assorted 7400 series — all marked — \$12.50 ppd. Send stamp for bargain list. Gull Electronics, 12690 Rte. 30, N. Huntingdon, PA 15642.

PRINTED CIRCUIT SUPPLIES. Chemicals, tools, laminates, kits, magazine copy film, reversal films, plating, drills, punch, Dremel tools, etc. Send two stamps. CIR-COLEX, Box 198, Marcy, N.Y. 13403.

COMPUTER TERMINALS, \$450 — \$1,100. SASE for list. Telecommunications Services Co., Box 4117E, Alexandria, VA 22303.

PET owners need information?! Send SASE for details. TIS, Box 921, Los Alamos, NM 87544.

FREE BARGAIN CATALOG, IC's, Semiconductors, Crystals. Send Stamp. Astral, P.O.B. 707 pes, Linden, N.J. 07036.

MAKE YOUR PLANS COME TRUE by using electronic kit of Touch Switch, Patrol Car Siren, Sound Switch, Singing Bird. Each Kit \$5.00 ppd. QMC, P.O. Box 4816, Irvine, California 92716.

TRANSISTORS FOR CB REPAIR, IC's and diodes. TV audio repairs. 2SC799 — \$3.00, 2SC1306 — \$2.95, 2SC1307 — \$3.85, TA7205 — \$3.50, more. Free catalog and transistor. B&D Enterprises, Box 32, Mt. Jewett, PA 16740.

CB ANTENNA CONSTRUCTION MANUAL: Build 16 DB Gain Beams plus Quads, Verticals, Ground Planes using common hardware. Easy assembly/highest performance — Complete \$4.00. Tenna-Farm, 1117 Dewitt Tr., Linden, N.J. 07036.

PLANS AND KITS

AMAZING ELECTRONIC PRODUCTS

LASERS SUPER POWERED, RIFLE, PISTOL, POCKET. SEE IN DARK · PYRO-TECHNICAL · DE-BUGGING · UNSCRABLERS · GIANT TESLA · STUNWAND · TV DISRUPTER · ENERGY PRODUCING, SCIENTIFIC DETECTION, ELECTRIFYING CHEMICAL, ULTRASONIC, CB, AERO, AUTO AND MICH. DEVICES, HUNDREDS MORE - ALL NEW PLUS INFO UNLTD PARTS SERVICE

INFORMATION unlimited

CATALOG \$1 Box 626 Lord Jeffery PZ • Amherst, N.H. 03031

FREE KIT Catalog contains Test and Experimenter's Equipment. Dage Scientific Instruments, Box 1054P, Livermore, CA 94550.



TIGER SST SIMPLI-KIT

FOR THE DO-IT-YOURSELFER NOW! a high quality CD Electronic Ignition System in kit form.

Contains all components and solder to build complete Solid-State Electronic CD Ignition System for your car. Assembly requires less than 3 hours.

- Increases MPG 15%
- Eliminates 4 of 5 tune-ups
- Increases horsepower 15%
- Instant starting, any weather
- Plugs and Points last 50,000 miles
- Dual system switch

Fits only 12 volt neg. ground... Only \$21.95 postpaid

Tri-Star Corporation
P.O. Box 1727 Grand Junction, Colorado 81501

MIXERS—Preamps—Speakers, Top Quality Kits—Plans—Parts. Send 25 cents for catalog. Audio Design & Engineering Co., P.O. Box 154, Lee, Mass. 01238. (413) 243-1333.

FIVE LASER PLANS — \$8.00; Welding-Burning Laser plans — \$9.00. Catalog \$2.00. Solaser, PE 378, Box 1005, Claremont, California 91711.

ROBOT PLANS That Work! \$5.00. American Robots, Dept. E., P.O. Box 1304, Tulsa, OK 74101.

QUALITY KITS, over 7,000 schematics. \$1 (refundable) for illustrated catalog. Tek-Devices, Box 19154c, Honolulu, HI 96817.

PLANS — light seeking robot, whistle controlled robot, A/D converter, D/A converter, listing of parts suppliers. \$4 for one, \$2 for each additional one. ARC Enterprises, RD No. 2, Box 89, Valatie, New York 12184.

BUILD YOUR OWN SYMPHONY OF SOUND!



It's fun and easy — takes just minutes a day! Complete kits for organs, pianos, strings, rhythms, amplifiers, synthesizers. Also factory assembled. 104-page catalog \$2.00

WERSI

Wersi Electronics, Inc., Dept. ZD, Box 5318, Lancaster, PA 17602.

NEGATIVE ION Generator. Complete Plans. \$10.00. Fascinating Details \$1.00. Enterprises, Box 1282-PE, Glendale, Arizona 85311.

ELECTRONIC DICE make every game more exciting. 14 LED's and plans, \$5.99. Add 95 cents shipping. Tech Sales Center, 63 Overbrook Drive, Colonia, N.J. 07067.

BUILD YOUR OWN SMOKE DETECTORS. Schematics, layout, parts list. Satisfaction Guaranteed. Send \$3.00 M.O.. Cito Sales Dept., P.O. Box 182PE, Watertown, WI 53094.

CB/HAM-OMNIPOLARIZED BASE ANTENNAS. Modulation boosting VOX-COMPRESSOR. Portable / mobile / memory, 300 MHz FREQUENCY COUNTER. Complete plans \$3.00 each. \$7.50 / all. MANY OTHERS! Catalog — PANAXIS, Box 5516-A3, Walnut Creek, CA 94596

MICROCOMPUTER KITS. \$85. Information \$1. Keyboard, PC Board, 1K RAM. NBL-E, Box 1115, Richardson, TX 75080.

SOLAR POWERED PROJECTS. P.C. Boards & Plans included to build: Solar Power Supply, \$5.95; Solar Powered LIX & Thermometer, \$9.95 each. See cover Dec. '77 PE. ALPHA, Box 1005, Merritt Island, FL 32952.

HIGH FIDELITY

DIAMOND NEEDLES and Stereo Cartridges at Discount prices for Shure, Pickering, Stanton, Empire, Grado and ADC. Send for free catalog. LYLE CARTRIDGES, Dept. P, Box 69, Kensington Station, Brooklyn, New York 11218. For Fast Service call Toll Free 800-221-0906.

ALARMS

SECRET NEW INVENTION

PROTECTION FOR VEHICLES & HOMES

Are you afraid of being RAPED, ROBBED OR ASSAULTED? The BACK UP ALARM SYSTEM will let you know before you enter your house if it is SAFE or NOT SAFE. If CAR is stolen, CAR can be LOCATED. LEARN HOW a BIG FAULT can be corrected in most existing silent alarm systems to-day. Send \$15.00 Check or Money Order. 6% Tax Calif. PRINT name and address & we will send you a CONFIDENTIAL BACK UP ALARM REPORT. Plans included on how to make your own FOOL PROOF Alarm System for your own, personal, individual needs and protection.

FOWLER ALARMS, P.O. Box 64466, Los Angeles, Calif. 90064

©Fowler Alarms 1977

QUALITY BURGLAR/FIRE ALARM equipment at discount prices. Catalog 50 cents. Steffens, Box 624C, Cranford, N.J. 07016.

DON'T PURCHASE alarm equipment before getting our free value packed catalog. Sasco, 5619-C St. John, Kansas City, MO 64123. (816) 483-4612.

TELEPHONES & PARTS

TELEPHONES AND PARTS. Free catalog. Write: Surplus Saving Center, P.O. Box 117, Waymart, PA 18472.

MUSICAL INSTRUMENTS

UP TO 60% DISCOUNT. Name brand instruments catalog. Freeport Music, 114 G. Mahan St., W. Babylon, N.Y. 11704.

WANTED

GOLD, Silver, Platinum, Mercury wanted. Highest prices paid by refinery. Ores assayed. Free circular. Mercury Terminal, Norwood, MA 02062.

TUBES

RADIO & T.V. Tubes—36 cents each. Send for free Catalog. Cornell, 4213 University, San Diego, Calif. 92105.

TUBES receiving, factory boxed, low prices, free price list. Transletronic, Inc., 1365 39th Street, Brooklyn, N.Y. 11218A. Telephone: 212-633-2800.

TUBES: "Oldies", Latest. Supplies, components, schematics. Catalog Free (stamp appreciated). Steinmetz, 7519-PE Maplewood, Hammond, Ind. 46324.

FREE BARGAIN CATALOG, Industrial, Ham, Receiving Tubes. Send Stamp. Astral, P.O.B. 707 pet, Linden, N.J. 07036.

TAPE AND RECORDERS

8-TRACK and CASSETTE BELTS — money back guarantee. Long wearing. Free Catalog — \$3 minimum order. PRB Corp., Box 176, Whitewater, Wisconsin 53190. (800) 558-9572 except WI.

TAPE HEAD CLEANER. 8 oz. — \$2.30. Includes postage and handling. Write: "Cleaner", Box 176, Whitewater, WI 53190.

RECORDS — TAPES! Discounts to 73%; all labels; no purchase obligations; newsletter; discount dividend certificates; 100% guarantees. Free details. Discount Music Club, 650 Main St., Dept 5-0378, New Rochelle, New York, N.Y. 10801.

BLANK CASSETTE TAPES. 87 cents each and under. Send \$1.00 for information. Write: Sonny, P.O. Box 3111, Muncie, IN 47302.

GOVERNMENT SURPLUS

MANUALS for Govt Surplus radios, test sets, scopes. List 50 cents (coin). Books, 7218 Roanne Drive, Washington, D.C. 20021.

GOVERNMENT SURPLUS. Buy in your Area. How, where. Send \$2.00. Surplus, 30177-PE Headquarters Building, Washington, D.C. 20014.

GOV'T SURPLUS — buy direct from gov't. Complete info plus application form \$2.00. Info-Capsule A-1, P.O. Box 151, Shelocla, PA 15774.

PERSONALS

MAKE FRIENDS WORLDWIDE through international correspondence. Illustrated brochure free. Hermes-Verlag, Box 110660/Z, D-1000 Berlin 11, Germany.

CHESS ENTHUSIASTS — play by mail. Free information for SASE. ARS-Chess, P.O. Box 1145, MacArthur Station, PA 15001.

INSTRUCTION

LEARN ELECTRONIC ORGAN SERVICING at home all makes including transistor. Experimental kit—trouble-shooting. Accredited NHSC. Free Booklet. NILES BRYANT SCHOOL, 3631 Stockton, Dept. A, Sacramento, Calif. 95820.

SCORE high on F.C.C. Exams... Over 300 questions and answers. Covers 3rd, 2nd, 1st and even Radar. Third and Second Test, \$14.50; First Class Test, \$15.00. All tests. \$26.50. R.E.I., Inc., Box 806, Sarasota, Fla. 33577.

UNIVERSITY DEGREES BY MAIL! Bachelors, Masters, Ph.D's. Free revealing details. Counseling, Box 317-PE03, Tustin, California 92680.

SELF-STUDY CB RADIO REPAIR COURSE. THERE'S MONEY TO BE MADE REPAIRING CB RADIOS. This easy-to-learn course can prepare you for a career in electronics enabling you to earn as much as \$16.00 an hour in your spare time. For more information write: CB RADIO REPAIR COURSE, Dept. PE038, 531 N. Ann Arbor, Oklahoma City, Okla. 73127.

LEARN WHILE ASLEEP! HYPNOTIZE! Astonishing details, strange catalog free! Autosuggestion, Box 24-ZD, Olympia, Washington 98507.

GRANTHAM'S FCC LICENSE STUDY GUIDE — 377 pages, 1465 questions with answers/discussions — covering third, second, first radiotelephone examinations. \$13.45 postpaid. GSE, P.O. Box 25992, Los Angeles, California 90025.

INTENSIVE 5 week course for Broadcast Engineers. FCC First Class license. Student rooms at the school. Radio Engineering Inc., 61 N. Pineapple Ave., Sarasota, FL 33577 and 2402 Tidewater Trail, Fredericksburg, VA 22401.

1978 "TESTS - ANSWERS" for FCC First Class License. Plus - "Self-Study Ability Test." Proven! \$9.95. Moneyback Guarantee. Command Productions, Box 26348-P, San Francisco, CA 94126.

PASS FCC EXAMS. New tests by noted author and teacher. 500 Questions Second Class, \$11.95; 200 First Class, \$7.95; 100 Radar, \$4.95, postpaid. Save, all three, \$19.95. Complete mathematical solutions. Free counselling service. Victor Veley, P.O. Box 14, La Verne, Calif. 91750.

AMATEUR RADIO. Correspondence, no-textbook, code and theory General Class license course. Ron Reed Electronics Institute, 12217 Santa Monica Blvd., Los Angeles, Calif. 90025.

BROADCAST STATION: Start your own. Any type! Home, school, church, business operation. Get free equipment, records. Details free. "Broadcasting", Box 5516-A3, Walnut Creek, CA 94596.

MATHEMATICS, Electronics, satisfaction guaranteed. Indiana Home Study, Dept. PE, Box 1189, Panama City, FL 32401.

INVENTIONS WANTED

INVENTORS

**RECOGNITION...FINANCIAL
REWARD...OR CREDIT
FOR "INVENTING IT FIRST" MAY BE YOURS!**

If you have an idea for a new product, or a way to make an old product better, contact us, "the idea people" We'll develop your idea, introduce it to industry, negotiate for cash sale or royalty licensing.

Write now without cost or obligation for free information. Fees are charged only for contracted services. So send for your FREE "Inventor's Kit." It has important Marketing Information, a special "Invention Record Form" and a Directory of 1001 Corporations Seeking New Products.



RAYMOND LEE ORGANIZATION
230 Park Avenue North, New York, NY 10017

At no cost or obligation, please rush my FREE "Inventor's Kit No. A-112"

Name _____

Address _____

City _____ State _____ Zip _____

Phone No. _____ Area Code _____

FREE PAMPHLET: "Tips on Marketing Your Invention", from an experienced fee-based invention service company. Write: United States Inventors Service Company, Dept. T, 1435 G Street NW, Washington DC 20005.

IDEAS, INVENTIONS, New Products needed by innovative manufacturers. Marketing assistance available to individuals, tinkers, universities, companies with feasible concepts. Write for Kit-PE, 12th Floor, Arrol Building, Pittsburgh, PA 15222.

BUSINESS OPPORTUNITIES

I MADE \$40,000.00 Year by Mailorder! Helped others make money! Free Proof. Torrey, Box 318-NN, Ypsilanti, Michigan 48197.

FREE CATALOGS. Repair air conditioning, refrigeration. Tools, supplies, full instructions. Doolin, 2016 Canton, Dallas, Texas 75201.

MAILORDER MILLIONAIRE helps beginners make \$500 weekly. Free report reveals secret plan! Executive (1K3), 333 North Michigan, Chicago 60601.

GET RICH with Secret Law that smashes debts and brings you \$500 to \$5 Million cash. Free report! Credit 4K3, 333 North Michigan, Chicago 60601.

RECEIVE MONEYMAKING OFFERS GALORE! Your name listed nationally \$1.00. Zodiac, P.O. Box 12310-PE, East Cleveland, Ohio 44112.

BUMPER STICKER PRINTING DEVICE. Cheap, Simple, Portable. Free Details. Bumper, P.O.B. 22791 (PE), Tampa, FL 33622.

GUARANTEED SECRETS of stuffing envelopes for comfortable income! Free! Wayne, Box 644-ZDC, Ottawa, Kansas 66067.

HIGHLY PROFITABLE ONE-MAN ELECTRONIC FACTORY

Investment unnecessary, knowledge not required, sales handled by professionals. Postcard brings facts about this unusual opportunity. Write today! Barta-DC, Box 248, Walnut Creek, CA 94597.

NEW LUXURY Car Without Cost. Free Details! Codex-ZZ, Box 6073, Toledo, Ohio 43614.

GET RICH!!! Secret law erases debts. Free report exposes millionaire \$\$ secrets. Blueprints, No. EE3, 453 W. 256, NYC 10471.

MECHANICALLY INCLINED Individuals desiring ownership of Small Electronics Manufacturing Business — without investment. Write: BUSINESSES, 92-K2 Brighton 11th, Brooklyn, New York 11235.

MILLIONS in Mail!! Free Secrets. Transworld-17, Box 6226, Toledo, OH 43614.

ELECTRONIC SURPLUS BUSINESS. Excellent Reno-Sparks location. Largest Northern Nevada outlet operating four years. New equipment for amateur hobbyist and industry. Established distributorships. \$57,200 includes business and inventory. Fernley Realty, (702) 575-4444, P.O. 27, Fernley, Nevada, 89408.

EARN \$1,000 MONTHLY, sparetime at home "GUARANTEED." Write: UNICORN, ZE-3, 1140 Chelton-628, Colorado Springs, CO 80910.

\$3,000.00 MONTHLY. Start immediately. Stuff envelopes at home. Information, send self-addressed stamped envelope. Village, Box 2285-HGC, Irwindale, CA 91706.

EMPLOYMENT OPPORTUNITIES

ELECTRONICS/AVIONICS EMPLOYMENT OPPORTUNITIES. Report on jobs now open. Details FREE. Aviation Employment Information Service, Box 240E, Northport, New York 11768.

DO-IT-YOURSELF

MODULAR TELEPHONES now available. Sets and components, compatible with Western Electric concept. Catalog 50 cents. Box 1147W, San Diego, California 92112.

TAPE-SLIDE SYNCHRONIZER, tap-dissolve, multiprojector audio/visual plans \$8.50. Free Catalog. Millers, 1896 Maywood, South Euclid, OH 44121.

REAL ESTATE

BIG...FREE...CATALOG! Over 2,500 top values coast to coast! UNITED FARM AGENCY, 612-EP, West 47th, Kansas City, MO 64112.

SERVICES

PRINTED CIRCUIT BOARD SERVICE. Design, Schematics, Tape Ups, Photography, Prototypes, Production, Project Boards. We sell material or build boards. Kraemer Gallery, 982 North Batavia, Orange, Calif. 92667.

RUBBER STAMPS

RUBBER STAMPS, BUSINESS CARDS. Many new products. Catalog, Jackson's, Dept. K, Brownsville Rd., MI. Vernon, Ill. 62864.

MAGNETS

MAGNETS. All types. Specials-20 disc, or 10 bar, or 2 stick or 8 assorted magnets. \$1.00 Magnets, Box 192-H Randallstown, Maryland 21133.

BOOKS AND MAGAZINES

FREE book prophet Elijah coming before Christ. Wonderful bible evidence. Megiddo Mission, Dept. 64, 481 Thurston Rd., Rochester, N.Y. 14619.

POPULAR ELECTRONICS INDEXES For 1976 now available. Prepared in cooperation with the Editors of "P/E," this index contains hundreds of references to product tests, construction projects, circuit tips and theory and is an essential companion to your magazine collection. 1976 Edition, \$1.50 per copy. All editions from 1972 onward still available at the same price. Add \$.25 per order for postage and handling, \$.50 per copy, foreign orders. INDEX, Box 2228, Falls Church, Va. 22042.

HOME ENTERTAINMENT FILMS

JUST OUT! 1976 World Series S-8/Snd 400" Eastman Color \$46.95 ea sale price + \$0.75 ship. "Grt Moments in Baseball" (memories galore) 400" S-8 B&W/Snd \$36.95 ea sale price + \$0.75 shipping. "Star Wars" 200" vivid color/sd \$29.95 ea PPD. "Jesus Christ Superstar," legendary rock, 400" Color/Mag Snd. \$44.95 ea sale price PPD. BUDGET Specials: 1969 & 1970 Indy "500" Race Films, ea 200" Sl 8 color, only \$12.95 ea + \$0.75 shipping. "Miracle at Oakmont" (U.S. Open) 200" Sl 8 color (Johnny Miller) only \$12.95 ea (save \$7.00 per reel!) 54-page Columbia Pictures catalog, \$0.85; New Universal 64-pg 4-color catalog, \$0.95; Sportlite & Universal film lists, \$0.35 ea. SPORTLITE FILMS, Elect-3/78, Box 24-500, Speedway, Indiana 46224.

ALTERNATE ENERGY

INDEPENDENT THINKER: You can become an Alternate Energy Systems Designer. Prestigious New Field. Information Package \$2.00. Energy Division, Valmont Enterprises, Box 186, Boone, North Carolina 28607.

SOLAR INTERMEDIATE AIR HEAT. Simple, Efficient — For New or Existing Structures. Information Package \$2.00. Energy Division, Valmont Enterprises, Box 186, Boone, North Carolina 28607.

REPAIRS AND SERVICES

SERVICEMEN — Cleaners, Lubricants, Adhesives for all electronic repairs. Write for FREE catalog. Projector-Recorder Bell Corp., Box 176, Whitewater, WI 53190. 800-558-9572 except WI.

PRINTING, Rubber Stamps, Photo Offset, much more. Catalog \$1.50. Magestro's Printing, North Ave., New Brighton, PA 15066.

KRIS BIG BOOMERS & others. Manuals, Parts, Repairs. Free information. G.P.E., P.O. Box 216PE, Watertown, WI 53094.

HYPNOTISM

SLEEP learning. Hypnotic method. 92% effective. Details free. ASR Foundation, Box 23429EG, Fort Lauderdale, Florida 33307.

FREE Hypnotism. Self-Hypnosis. Sleep Learning Catalog! Drawer H400, Ruidoso, New Mexico 88345.

AMAZING self-hypnosis record releases fantastic mental power. Instant results! Free trial. Write: Forum (AA3), 333 North Michigan, Chicago 60601.

TREASURE FINDERS

FIND LOST coins, jewelry, gold, silver, relics! Find buried treasures of all sizes, but eliminate metal trash. Free information GOLD MOUNTAIN, Box 40507-Y, Garland, TX 75040.

MISCELLANEOUS

MPG INCREASED! Bypass Pollution Devices easily. REVERSIBLY!! Free details—Posco GEE3, 453 W. 256, NYC 10471.

MAGI. Now produce REAL smoke from fingertips. Amazing effect. Pro method merely \$1.00. Manderson, B. 788, Dept. B1, Sutton W., Ontario, Canada LOE 1R0. U.S. Inquiries. Welcomed.

1978 Electronic Experimenter's Handbook




This latest edition includes a Hobbyist and Microcomputer Section! It also features a host of exciting construction projects with complete construction plans, parts lists and printed-circuit board patterns. PLUS — A complete Home Computer Buying Directory with product specifications, latest prices, and photos. Only \$1.95!

Order your copy from ELECTRONIC EXPERIMENTER'S HANDBOOK, P.O. Box 278, Pratt Station, Brooklyn, New York 11205. Enclose \$2.50* (\$1.95 plus 55¢ postage and handling). Outside U.S.A. \$3. *Residents of CA, CO, FL, IL, MI, MO, NY STATE, DC and TX add applicable sales tax (Postage and handling charges non-taxable).

ELECTRONICS WORLD® *News Highlights in Brief*

Picture-Thin TV Screen

You may be able to hang a TV screen on your wall in the near future if a lab-demonstrated device is developed further for the public. Real-time video on a thin-film transistorized electroluminescent (EL) panel that's no thicker than ordinary window glass has already been demonstrated at the Westinghouse Research Laboratories in Pittsburgh, PA. When first announced in October 1974, the 1/8-inch-thick display panel was primarily for digital alphanumeric use. The present panel, taking advantage of the EL's grey-tone operation capability, accepts signals directly from taped-video or commercial TV signals, producing excellent contrast with no flicker. The panel itself is actually an enormous integrated circuit, measuring six inches square, with 12,000 glowing picture elements. The elements are phosphor dots that light up when electricity passes through them, similar to those on the inside face of a TV picture tube.



Music Synthesizers for Rent

Professional electronic synthesizers are available for rent at \$3.00 per hour at PASS (Public Access Synthesizer Studio, 135 W. Broadway, New York, NY 10013; Tel: 212-964-9891). They have put together ElectroComp and Electron Farm/CBS Buchla Series 100 synthesizers with accessory equipment including tape decks and electric pianos. A staff member and an electronic music tape library are also available for consultation.

Pulse Width Modulation

A device developed by a medical engineering team at the Hadassah Medical Center, Jerusalem, is said to introduce a new dimension to the control of pain in various parts of the body through transcutaneous nerve stimulation (TNS). Marketed by Agar Electronics, Ltd., of Israel, the portable, battery-operated therapeutic instrument weighs just 7 oz (200 g). In using the device, two vulcanized rubber electrodes are applied to affected parts of the body so that modulation pulses work on the blood flow and provide therapy to the muscle levels. The unit (\$200 retail) operates on a fixed frequency so that no human variables are involved and it is said to give effective pain relief to areas of the back, elbows, knees, etc. Something like "electronic acupuncture?"

TV Servicing Cost Survey

According to a Connecticut-based TV service association (TELSA) survey, residents in Bridgeport, CT, pay an average of \$19.00 for a color TV home service call, \$64.55 for bench repair of a tube receiver with pickup and delivery, and \$101.20 for solid-state color receivers (with PU), \$42.10 for bench repair of color TV with customer carry-in, and an hourly bench rate for color TV of \$21.45. Most other areas in Connecticut have service charges that are slightly lower, the exception being repair of solid-state color TV, which is dramatically lower (\$55.40 in Hartford, for example).

Robot Guard

"Century I" is the name of a 7-ft, 650-lb bulletproof, computerized robot designed by Quasar Industries Inc. to be used as a security guard by the United States Army. Sensors in the robot can detect movement, body heat, or any noise caused by an intruder. Electronic circuits then cause the robot to "lock onto" the subject and follow it, issuing aural instructions to stop when the robot is about 8 feet from the intruder. If disobeyed, the robot is prepared to take measures to stop the intruder, such as emitting a high-frequency sound that causes extreme pain in the inner ear, a strobe light that temporarily blinds the intruder, etc. So far, there are no plans to equip the robot with lethal restraints. The Century I can roll along at 20 miles an hour in pursuit of an intruder.

Automatic Digital Audio Processor

A computer-based processor that eliminates unwanted noises from audio signals and recordings in real time has been developed by Rockwell International Corp. The Automatic Digital Audio Processor can be used either to "clean" an audio signal as it is being received or to enhance a recording already made. It can remove from 40 to 50 dB of highly correlated noise with what is said to be virtually no degradation in the desired voice signal. It removes two types of noise from voice tracks: additive sounds, generally music, traffic, or other background noises; and convolutional sounds such as resonances, room acoustics, or noises inherent in equipment.

Coast Guard Will Monitor CB

The U.S. Coast Guard recently announced that it will begin installing Citizens Band radio equipment at its Search and Rescue (SAR) stations throughout the United States in an effort to improve its communication link with the thousands of small-boat owners. A decision regarding which channel the Coast Guard will monitor has not been made at the time of this writing, but the CG intends to have Citizens Band service available in time for the 1978 recreational boating season. The CG noted that, "The current national maritime communication and distress system associated with vhf and 2182 kHz will continue to be the primary system."

\$24.95 PROBE?

You bet! Meet CSC's Multi-family Logic Probe 2.

Whenever you need fast, safe, accurate digital testing—you need CSC's new LP-2. It's a compact, enormously versatile circuit-powered unit that's become indispensable. As a level detector, pulse detector and pulse stretcher.

Easier to use. Set LP-2's switch to the proper logic family, connect two clip-leads to the circuit's supply, touch the probe to the node under test—and you get an instant picture of circuit conditions. Separate LED's indicate logic "1", logic "0", and all pulse transitions. And a 300K-plus input impedance insures minimum circuit loading.

At just \$24.95*, you don't have to think twice about owning the LP-2. Especially when you see how it simplifies testing, debugging and servicing all types of digital circuits.

Order today. Call 203-624-3103 (East Coast) or 415-421-8872 (West Coast): 9 a.m.-5 p.m. local time. Major credit cards accepted. Or see your CSC dealer. Prices slightly higher outside USA.

Logic Family Switch—TTL/DTL or CMOS matches Logic "1" and "0" levels for greater versatility. CMOS position also compatible with HTL, HiNIL and MOS logic.

PULSE LED—Indicates positive and negative pulse and level transitions. Stretches pulses as narrow as 300 nanoseconds to full 1/2 sec. (10Hz pulse rate).

HI/LO LED's—Display level (HI-logic "1", LO-logic "0") of signal activity.

Interchangeable ground lead connection—Provides ground-side input connection via optional cables.

Interchangeable probe tips—Straight tip supplied; optional alligator clip and insulated quick-connecting clip available.

Plug-in leads—24" supplied, with alligator clips. Virtually any length leads may be connected.

Specifications

Input impedance better than 300KΩ

Thresholds (switch selectable)	DTL/TTL	HTL/CMOS
logic 1 thresholds (HI-LED)	2.25V ± .10V	70% V _{cc} ± 10%
logic 0 thresholds (LO-LED)	0.80V ± .05V	30% V _{cc} ± 10%

Min. detectable pulse width 300nsec.

Pulse detector (PULSE LED) 1/10-sec. pulse stretcher makes high-speed pulse train or single events (+ or - transitions) visible

input protection overload, ± 25V continuous; 117 VAC for less than 10 sec.; reverse-polarity, 50V

Power requirements 5-15 vclts V_{cc}; 30mA max.

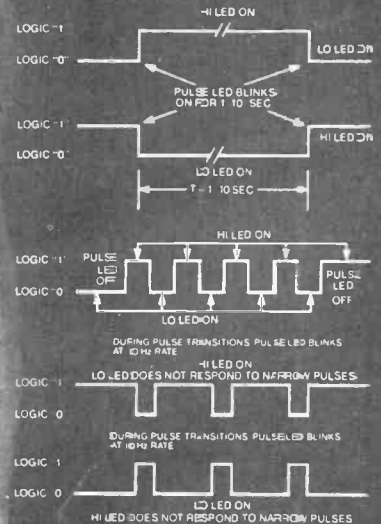

Operating temperature 0-50°C

Physical size (l x w x d)

5.8 x 1.0 x 0.7" (147 x 25.4 x 17.8mm)

Weight 3oz. (.085Kg)

Power leads detachable 24" (610mm) with color-coded insulated clips; others available



CONTINENTAL SPECIALTIES CORPORATION




70 Fulton Terrace, Box 1942, New Haven, CT 06509
 203-624-3103 TWX 710-465-1227
 WEST COAST: 351 California St., San Francisco, CA 94104
 415-421-8872 TWX 900-372-7962
 GREAT BRITAIN: CSC UK LTD.
 Spur Road, North Feltham Trading Estate,
 Feltham, Middlesex, England
 01-890-8782 Int'l Telex 354-881-3569
 CANADA Len Finkle Ltd., Ontario

*Manufacturer's Recommended Resale
 © 1978 Continental Specialties Corporation
 CIRCLE NO. 9 ON FREE INFORMATION CARD

NEW LP-2!

Technics introduces three ways to achieve the one ideal: Waveform fidelity.



To achieve waveform fidelity is an achievement in itself. But how Technics audio engineers accomplished it is an even greater achievement.

Like the unprecedented use of two automatically switchable IF bands in the ST-9030 FM tuner. A narrow band for extra-sharp selectivity. And a wide band for extra-high S/N and extra-low distortion. But just as incredible is a pilot-cancel circuit which Technics invented for optimum high-end response. Even the basic tuning function in the ST-9030 is unique. Like an 8-ganged tuning capacitor for outstanding reception.

The engineering in the SU-9070 DC pre-amp is similarly unique. There's a built-in moving coil pre-amp with -157 dBV noise voltage. A moving magnet pre-amp with an extremely high S/N of 100 dB (10 mV input). Direct-coupled circuitry to keep distortion at a minimum of 0.003% (rated THD). What's more, the SU-9070 has inputs for three tape decks.

Finally there's Technics ST-9060 amp. It's DC like our pre-amp. Has a frequency response of 0-100 kHz (+0, -1 dB). And a "strapped" circuit for more than double the power of a multi-amp system.

Compare specifications and prices. And you'll realize there's no comparison for Technics waveform fidelity.

ST-9030. THD (stereo, 1 kHz): $4V_{de}$ - 0.08%. Narrow - 0.3%. S/N (stereo): 73 dB. FREQUENCY RESPONSE 20 Hz - 18 kHz - 0.1, -0.5 dB. SELECTIVITY: Narrow - 90 dB. CAPTURE RATIO: Wide - 2.8 dB. IF, IMAGE and SPURIOUS RESPONSE REJECTIONS (98 MHz): 135 dB. STEREO SEPARATION (1 kHz): Wide - 50 dB.

SU-9070. PHONO MAX. INPUT VOLTAGE (1 kHz RMS): MM - 380 mV, MC - 9 mV. S/N (HF A): MM - 100 dB (10 mV input), MC - 72 dB (60 μ V). FREQUENCY RESPONSE Phono 20 Hz - 20 kHz (RMA \pm 0.2 dB).

SE-9060. POWER OUTPUT: 70 watts per channel (stereo), 130 watts (mono) min. RMS into 8 ohms from 20 Hz to 20 kHz with no more than 0.5% total harmonic distortion. S/N: 20 dB (HF A).

Technics. A rare combination of audio technology. A new standard of audio excellence.

Technics Professional Series
by **Panasonic**

CIRCLE NO. ON FREE INFORMATION CARD