

BUILD LIGHT BEAM COMMUNICATOR

POPULAR ELECTRONICS


JUNE
1966

50
CENTS

**BUILD
TRANSISTORIZED
VOLTAGE REGULATOR**

(SEE PAGE 39)

**GET
THE MOST FROM
YOUR CB MOBILE
PUT
VHF RADIOTELEPHONE
IN YOUR BOAT**



**BUILD
SCOPE CALIBRATOR
AUTOMATE
YOUR BC FLASH
STRAIGHT TALK ABOUT ELECT**

29046 VJ 1113 000M03
REDWOOD CITY CA 94062
L DARKNELL JR
406 OPION ST
E0167 3047600AR0406UL016

Thousands Who Gained Tough NRI

10 TRAINING KITS EXCITING, FAST

Thousands of NRI graduates, in Industrial Electronics, Television and Radio, brighter futures and 1. Training men in electronics has been a priority. NRI pioneered home instruction, providing equipment for a time-proved way to train. With NRI in a better position with a move on to greater matters, no matter how much you have, NRI's home study plans



Make \$3 to \$5 An Hour in Spare Time

You don't have to wait until you get an NRI diploma to start earning. As many others have done, you can be making \$3 to \$5 an hour in your spare-time as you train, fixing radios and TV sets for friends and neighbors. You learn how to install, maintain and service stereo hi-fi, radios, TV sets (including color), even how to charge for service and how to set up your own spare-time or full-time business. Many students pay for their NRI training out of spare-time earnings long before they graduate.

Skilled Technicians Are In Demand

There has never been a time when ambitious men with specialized Electronics knowledge were as much in demand as they are today. From television service shops to launching pads, there's a profitable place for you as a skilled technician to help service, operate, install and supervise Electronically-controlled equipment. The NRI diploma is respected and recognized in business and industry. It can be your key to success in America's "glamor" industry.

Achievement Kit Gets You Started Fast

As soon as you enroll with NRI we deliver to your door everything you need to make a fast start in the Electronics training of your choice. This new Achievement Kit is an unparalleled example of the value of NRI home-study training. No other school has anything like it. Find out about the NRI Achievement Kit, about NRI training equipment, about NRI courses, about opportunities for success in Electronics. Send for the NRI catalog. There's no obligation. No salesman will call. NATIONAL RADIO INSTITUTE, Electronics Division, Washington, D. C. 20016.

MAIL POSTAGE-FREE CARD NOW

PICK YOUR FIELD FROM NRI'S SPECIALIZED INSTRUCTION PLANS

- 1 TELEVISION-RADIO SERVICING**
Complete training from basic fundamentals of electricity to home entertainment equipment. You learn to fix radios, hi-fi and stereo sets, black-and-white and color TV, etc. A profitable field full or part time.
- 2 INDUSTRIAL-MILITARY ELECTRONIC**
From basic principles to computers. A comprehensive training plan that teaches you the fundamentals, then takes you into such modern-day miracles as servos, telemetry, multiplexing, pulse circuitry, data processing, other important subjects.
- 3 COMPLETE COMMUNICATIONS***
Designed to teach and provide you with actual practice in operation, service and maintenance of AM, FM and TV broadcasting stations. Also covers marine, aviation, mobile radio, facsimile, microwave, radar.
- 4 FCC LICENSE***
Specifically designed short course to prepare you for your First Class FCC Radiotelephone License examinations. You begin with a thorough background in fundamental Electronic principles, advance to required subjects covering equipment and procedures.
- 5 MATH FOR ELECTRONICS**
A brief course for engineers and technicians will need a quick review of the essential mathematics used in industry, communications, government jobs. Basic arithmetic review, shortcut formulas, modern digital number systems, much, much more.
- 6 BASIC ELECTRONICS**
A concise course to teach modern Electronic terminology and components. A wealth of practical, useful information to help you better understand the field, to give you some technical knowledge. For anyone who wants basic understanding of Radio-TV Electronics.
- 7 ELECTRONICS FOR AUTOMATION**
This course is not for beginners. Offered for men with some fundamental knowledge of Electronics who want better understanding of Automation in present day use. Covers process control, ultrasonics, telemetering, and remote control, electromechanical measurements, other subjects.
- 8 AVIATION COMMUNICATIONS***
This course prepares you to install, maintain, service aircraft communications equipment. Covers direction finders, ranges, markers, Loran, Shoran, Radar, landing systems. Earn your First Class FCC License with Radar Endorsement.
- 9 MARINE COMMUNICATIONS***
Covers transmitters, direction finders, depth indicators, radar, sonar, other equipment used on commercial ships and thousands of pleasure boats. Prepares you for a First Class FCC License with Radar Endorsement.
- 10 MOBILE COMMUNICATIONS***
Learn to install and maintain mobile equipment and associated base stations. Covers transmitters and receivers used by police and fire departments, public utilities, construction projects, taxis, etc. Prepares you for a First Class FCC License.

*NOTE: You must pass your FCC License exam (and Communications course) or NRI refunds in full the tuition you have paid.


Extend Your CB "Talk Power"

with the world's
most powerful all-directional
base station antenna for Citizens Band...

Hy-Gain's CLR 2

With a Hy-Gain CLR2, any 5-watt transceiver delivers
all-directional power equivalent to what you'd get with a
12.55 watt rig. *That's "TALK POWER!"*

For maximum range and greatest reliability in your communications, Hy-Gain's CLR2 is the one all-directional, non-rotating antenna that is built to do the job. It is loaded with electrical and mechanical features that clearly put it in a class all of its own. Take for example the electrically extended 5/8 wavelength vertical radiator. In test after test conducted by every authoritative source in the electronics field, a 5/8 wavelength radiator has conclusively proven to deliver a stronger signal over a greater area than either a 1/4 wavelength or 1/2 wavelength radiator. The chart graphically shows how power wasted in the atmosphere by 1/4 wavelength and 1/2 wavelength radiators is concentrated into a lower, more extended arc close to the horizon by a 5/8 wavelength radiator thus providing a stronger signal over a greater area.



What else does the CLR2 have that makes it deliver maximum "Talk Power"? It has the original static-removing "Top Hat" that drastically cuts receiver noise...a moisture-proof matcher that insures total electrical reliability...a unique electrical system that puts the entire antenna at DC ground for maximum static removal and lightning protection... rugged, heavy duty, all-weather construction rated to withstand winds up to 100 mph. For maximum "Talk Power"—greatest readability—you'll want a CLR2...a bargain in power at \$29.95 Net.

Available from your Hy-Gain Dealer or Distributor
HY-GAIN ELECTRONICS CORPORATION
8511 N.E. Highway 6—Lincoln, Nebraska 68501

CIRCLE NO. 17 ON READER SERVICE PAGE

POPULAR ELECTRONICS

WORLD'S LARGEST-SELLING ELECTRONICS MAGAZINE

VOLUME 24

JUNE, 1966

NUMBER 6

SPECIAL AUTOMOTIVE SECTION

- BRIAN C. SNOW **39** BREAKTHROUGH! SOLID-STATE CAR VOLTAGE REGULATOR
Add reliability—eliminate noisy cutout relays
- ROBERT L. RUYLE, WØFCH **45** HOW TO SPOT & ELIMINATE MOBILE RADIO NOISE
Improve CB or ham mobile reception

ELECTRONIC CONSTRUCTION PROJECTS

- LOUIS E. GARNER, JR. **56** IT'S THE JINNIFLASH
Sound, water, and light all work this BC flash
- JAMES T. SAMUELSON **60** ADVANCED EXPERIMENTER'S CORNER:
INTERSTATION HISS SUPPRESSOR FOR FM TUNERS
- FREDERICK FORMAN and EDWARD NAWRACAJ **61** SOLID-STATE SCOPE CALIBRATOR
Ten volts peak-to-peak or 1000 cycles
- LUIS VICENS **74** LIGHT-TO-SOUND TRANSLATOR
Use light beam for code practice sessions

COMMUNICATIONS

- JAMES G. LEE, W6VAT **64** FREQUENCY-TO-METER CONVERSION CHART
- RICHARD HUMPHREY **67** VHF/FM MARINE RADIO SERVICE
Look for the switch to VHF from the 2-MHz band
- MATT P. SPINELLO, KHC2060 **76** ON THE CITIZENS BAND: CIVIC-MINDED CB'ERS AID NEEDY CHILDREN
- ROBERT LEGGE **80** ENGLISH-LANGUAGE BROADCASTS TO NORTH AMERICA
- HANK BENNETT, W2PNA **81** SHORT-WAVE LISTENING: STATION NEWS FROM AROUND THE WORLD
- BILL LEGGE **82** FOREIGN-LANGUAGE BROADCASTS TO NORTH AMERICA
- HERB S. BRIER, W9EGQ **83** AMATEUR RADIO: CONTESTS, GRIPES, AND THE FCC
- 106** DX STATES AWARDS PRESENTED

ELECTRONIC FEATURES AND NEW DEVELOPMENTS

- CHRISTOPHER SHERIDAN **51** LOOK OUT! IT'S HOT!
Some straight talk about amps, volts, d.c. and a.c.
- ROBERT C. RADFORD **65** ELECTROMAZE PUZZLE
- PAUL H. FUGE **66** COMPUTER PC SALVAGE
- ROBERT P. BALIN **71** METER-READING QUIZ
- 72** ZERO-BEATING THE NEWS
- LOU GARNER **78** SOLID STATE
- WALT MILLER **84** THE UBIQUITOUS HAM
- HERB S. BRIER, W9EGQ **85** HEATHKIT SB-100 TRANSCEIVER

DEPARTMENTS

- 6** LETTERS FROM OUR READERS
- 14** TIPS & TECHNIQUES
- 22** NEW PRODUCTS
- 26** OPERATION ASSIST
- 30** ELECTRONICS LIBRARY
- 108** INDEX TO VOLUME 24
(JAN.-JUNE, 1966)



What kills—current or voltage? 51



Convert blinker signal light to sound 74

POPULAR ELECTRONICS is Indexed
in the Readers' Guide
to Periodical Literature

Copyright © 1966 by ZIFF-DAVIS PUBLISHING COMPANY. All rights reserved.

This month's cover photo by
Bruce Pendleton

POPULAR ELECTRONICS, June 1966, Volume 24, Number 6 is published monthly at 307 North Michigan Avenue, Chicago, Illinois 60601.
One year subscription rate for U.S., U.S. Possessions and Canada, \$5.00; all other countries, \$6.00. Second class postage paid at Chicago,
Illinois and other mailing offices. Subscription Service: Portland Place, Boulder, Colorado 80502.

DEVRY TECH NOT ONLY TRAINS
YOU... BUT HELPS YOU GET
STARTED AT NO EXTRA COST IN
THE **BIG-MONEY** FIELD OF

ELECTRONICS!

✓ PREPARE AT HOME

Whether you want to prepare for a good-paying new job or for advancement in Electronics with your present employer, DeVry Tech offers specialized educational programs designed to meet your needs. You set up your own HOME LABORATORY and work over 300 construction and test procedures to develop on-the-job type skills. You build a quality Transistorized Meter, a 5-inch Oscilloscope and a special Design Console. DeVry also includes modern "programmed" texts, instructive motion pictures, Consultation Service. Effective? Yes!



HOME LABORATORY EQUIPMENT
— YOURS TO KEEP!

✓ RESIDENT SCHOOL

If you prefer you may get all of your training in DeVry's U.S. or Canadian resident schools under the close guidance of friendly, experienced instructors. You work with a wide variety of commercial equipment similar to that actually used in industry as you prepare in our laboratories for a technician's job in Communications, Microwaves, Radio-Television, Automation, Radar, Computers, or other branch of Electronics. DeVry even provides part-time job placement service to those who wish to earn extra money while attending day or evening classes.



EXPERIENCED
INSTRUCTORS

✓ PLACEMENT SERVICE

Meet W. E. Bartz, who has helped thousands of DeVry men toward exciting, profitable careers in Electronics. When YOU complete your program, he will help you too. As Placement Manager in touch with business and industry across the nation, Bartz knows the employer demand for DeVry-trained men. He has cooperated in placing our graduates with thousands of firms!

Men 18-45, start preparing NOW for this vast opportunity field. Soon you should be ready for DeVry's valuable employment help!



MAIL COUPON TODAY!

No Advanced
Education or
Previous Technical
Experience Needed
to Get Started

Your ambition and desire to succeed are more important! DeVry guides you every step of the way toward success.

Free

Send coupon
for these two
factual book-
lets NOW!



DEVRY TECHNICAL INSTITUTE
4141 Belmont Avenue, Chicago, Ill., 60641 Dept. PE-6-W
Please give me your two free booklets, "Pocket Guide to Real Earnings," and "Electronics in Space Travel"; also include details on how to prepare for a career in Electronics. I am interested in the following opportunity fields (check one or more):

- | | |
|--|---|
| <input type="checkbox"/> Space & Missile Electronics | <input type="checkbox"/> Communications |
| <input type="checkbox"/> Television and Radio | <input type="checkbox"/> Computers |
| <input type="checkbox"/> Microwaves | <input type="checkbox"/> Broadcasting |
| <input type="checkbox"/> Radar | <input type="checkbox"/> Industrial Electronics |
| <input type="checkbox"/> Automation Electronics | <input type="checkbox"/> Electronic Control |

Name _____ Age _____

Address _____ Apt. _____

City _____ State _____ Zip _____ Code _____

Check here if you are under 16 years of age.


HOME STUDY AND RESIDENT SCHOOL TRAINING

2103 AVAILABLE IN CANADA

DEVRY TECHNICAL INSTITUTE

4141 Belmont Avenue • Chicago, Illinois 60641


Accredited Member of National Home Study Council



BUILD YOUR OWN LIGHT-OPERATED SWITCH

**In and Around the House
For Dozens of Applications**

Light up the night with RCA SCR Experimenter's Kits. These kits, containing a full complement of active components, rectifiers, transistors, a silicon controlled-rectifier, and a photocell, plus other readily available passive components and hardware enable you to build a light-operated switch for garage, yard or path, or even a sign that can be activated by auto lights. RCA Experimenter's Kits offer considerable flexibility in the number and kind of control circuits you as a hobbyist can build. With just three RCA kits, you can build any of 14 different circuits with hundreds of applications. Easy-to-follow directions for all 14 circuits are given in RCA Experimenter's Manual, KM-70.



Your RCA Semiconductor Distributor has Basic and Add-On Kits as well as the RCA Experimenter's Manual on display. See him about the solid-state circuit you have in mind. Do it today!

AVAILABLE FROM YOUR RCA SEMICONDUCTOR DISTRIBUTOR

RCA Electronic Components and Devices, Harrison, N. J.



The Most Trusted Name in Electronics

CIRCLE NO. 28 ON READER SERVICE PAGE

POPULAR ELECTRONICS

PHILLIP T. HEFFERNAN
Publisher

OLIVER P. FERRELL
Editor

ROBERT CORNELL, WA2HDC
Managing Editor

JOHN D. DRUMMOND
Technical Editor

WILLIAM GALBREATH
Art Director

MARGARET MAGNA
Associate Editor

CHRISTOPHER SHERIDAN
Associate Editor

ANDRE DUZANT
Technical Illustrator

NINA KALAWSKY
Editorial Assistant

PATTI MORGAN
Editorial Assistant

H. BENNETT, W2PNA

H. S. BRIER, W9EGQ

L. E. GARNER, JR.

M. P. SPINELLO, KH2060
Contributing Editors

LAWRENCE SPORN
Advertising Sales Manager

ARDYS C. MORAN
Advertising Service Manager

ZIFF-DAVIS PUBLISHING COMPANY

Editorial and Executive Offices
One Park Avenue, New York, New York 10016
212 O'Regon 9-7200
Eastern Advertising Manager, RICHARD J. HALPERN

Midwestern Office
307 North Michigan Avenue, Chicago, Illinois 60601
312 726-0892

Midwestern Advertising Manager, JAMES WEAKLEY

Western Office
9025 Wilshire Boulevard, Beverly Hills, California 90211
213 C'restview 4-0265; BRadshaw 2-1161
Western Advertising Manager, BUD DEAN

Japan: James Yagi
c/o Sekihara
1, Sakamachi, Shinjuku-ku
Tokyo, Japan

Circulation Office
Portland Place
Boulder, Colorado 80302

William B. Ziff, Chairman of the Board (1946-1953)
William Ziff, President

W. Bradford Briggs, Executive Vice President
Hershel B. Sarbin, Vice President and General Manager
Philip Sine, Financial Vice President
Walter S. Mills, Jr., Vice President, Circulation
Stanley R. Greenfield, Vice President, Marketing
Phillip T. Heffernan, Vice President
Frank Pomerantz, Vice President, Creative Services
Arthur W. Butzow, Vice President, Production

Ziff-Davis also publishes *Skating, Flying, Business/Commercial Aviation, Boating, Car and Driver, Popular Photography, HiFi/Stereo Review, Electronics World, Modern Bride, Skating Area News.*

All subscription correspondence should be addressed to POPULAR ELECTRONICS, Circulation Department, Portland Place, Boulder, Colorado 80502. Please allow at least six weeks for change of address. Include your old address, as well as new-enclosing if possible an address label from a recent issue.

EDITORIAL CONTRIBUTIONS must be accompanied by return postage and will be handled with reasonable care; however, publisher assumes no responsibility for return or safety of art work, photographs or manuscripts.



Member Audit Bureau
of Circulations

“Sure,
you work hard,
but that’s not
enough...”



...you need more education to get ahead in electronics”

No matter how hard you work, you can't really succeed in electronics without advanced, specialized technical knowledge.

Going back to school isn't easy for a man with a full-time job and family obligations. But CREI Home Study Programs make it possible for you to get the additional education you need without attending classes. You study at home, at your own pace, on your own schedule.

CREI Programs cover all important areas of

electronics including communications, servomechanisms, even spacecraft tracking and control. You're sure to find a program that fits your career objectives.

You're eligible for a CREI Program if you have a high school education and work in electronics. Our FREE book gives all the facts. Mail coupon or write: CREI, Dept.1206-D,3224 Sixteenth Street, N.W., Washington, D. C. 20010

SEND FOR FREE BOOK



Accredited Member of the National Home Study Council



- NOW!**
2 NEW PROGRAMS!
- Industrial Electronics for Automation
 - Computer Systems Technology

The Capitol Radio Engineering Institute

Dept. 1206-D, 3224 Sixteenth Street, N.W.
Washington, D.C. 20010

Please send me FREE book describing CREI Programs. I am employed in electronics and have a high school education.

NAME _____ AGE _____

ADDRESS _____

CITY _____ STATE _____ ZIP CODE _____

EMPLOYED BY _____

TYPE OF PRESENT WORK _____

GI BILL


- I am interested in Electronic Engineering Technology
 Space Electronics Nuclear Engineering Technology
 NEW! Industrial Electronics for Automation
 NEW! Computer Systems Technology

VERSATILITY




This is the
Amphenol 650,
a 5 watt solid state
CB transceiver.

Here the same 650 is
mounted in an
**Amphenol
Portable Pak.**
Fully portable—
only 16 lbs.
with transceiver and battery.



Using this gutter-mounted antenna,
the 650 becomes a rugged
mobile unit.



This 40" telescoping portable
antenna is ideal
for field operation.

In CB, Amphenol means versatility. Choose from a wide line of solid state radios: hand-held or mobile, AC or DC, 100 mw to 5 watt. Add to these the industry's broadest accessory lineup—and you'll see why Amphenol CB equipment helps you do more jobs in more places. Your Amphenol dealer will show you how.



AMPHENOL DISTRIBUTOR DIVISION
AMPHENOL CORPORATION

2875 South 25th Avenue, Broadview, Illinois 60155

CIRCLE NO. 2 ON READER SERVICE PAGE

LETTERS

FROM OUR READERS

Address correspondence for this department to:
Letters Editor, POPULAR ELECTRONICS
One Park Avenue, New York, N. Y. 10016

MUCH ADO ABOUT HERTZ

In "Old World Standards Breaking Through" (April, 1966) you question the sensibility of adopting hertz as a unit of frequency. If cycle and hertz were equivalent, you might have a valid gripe. Actually, hertz is equivalent to cycles per second, and is a true frequency unit. Too often frequency is specified in cycles and the per second factor tacitly assumed. This may justify, in part, the creation of a new unit.

DANNY W. McDONALD
Silver Spring, Md.

I agree that the term cycles is time-honored and sensible. Since one hertz equals one cycle, however, no real change is being made,



so it's kind of unimportant. But wow! When I got down to the bottom of the article, I darn near fell over. It actually looks like you said you don't like the metric system! Incredible!

WILLIAM H. ROBERTS, III
Reno, Nev.

In reference to the term "Heertz" in place of the word cycle, I get the feeling there is almost nowhere to turn in an effort to do something about this sort of thing. The tone of the announcement in the April issue is as if you have raised your eyebrows, shrugged your shoulders, and then turned the other way. Perhaps this isn't quite true but you leave me with the thought that you have a "hands tied" attitude. Is there no editorial objection to a thing like this?

C. S. STOCKSLAGER
Brookfield, Ill.

We have no disagreement with you, Danny. You do admit that while the "old" frequency designators did infer cps, they generally did

Choose Your Tailor-Made Course in N.T.S. "PROJECT METHOD" ELECTRONICS!

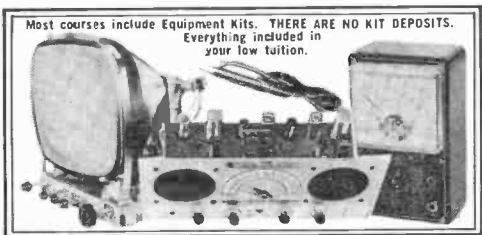
Now! N.T.S. — one of America's oldest leading home-study and resident technical schools — offers you **GREATER CAREER OPPORTUNITIES IN ELECTRONICS**. N.T.S. "Project Method" home training lessons are shop-tested in the Resident School in Los Angeles. You work on practical job projects, learn to use shop manuals and schematics. Your N.T.S. training is individual. You proceed at your own pace. The Schools' practical methods, plus more than 60 years of experience, have helped thousands of students all over the world to successful careers. Prepare now for a secure future in one of 8 N.T.S. Electronics Courses designed to fit your own particular needs.



Work on the electronic "brains" of industry — computers, data processing and other automation equipment. Become a TV-Radio Technician, an electronics field engineer, or succeed in your own business.

CHOOSE YOUR FIELD — INSURE YOUR FUTURE!

- 1 ELECTRONICS-TV-RADIO-SERVICING & COMMUNICATIONS** A basic course thoroughly covering fundamentals of electronics, radio, TV servicing and communications.
- 2 MASTER COURSE IN ELECTRONICS-TV-RADIO, PLUS ADVANCED TV & INDUSTRIAL ELECTRONICS** This course covers everything included in Course No. 1 plus Automation and every phase of the Electronics industry.
- 3 FCC LICENSE** Preparation for this government license essential for interesting jobs in radar, radio, television, communications, guided missiles, many others. Upon completion of this course, if you do not pass the FCC exam for a 1st Class Commercial Radiotelephone License your tuition will be refunded.
- 4 RADIO SERVICING (AM-FM-Transistors)** Train for radio sales and service with dealer or distributor.
- 5 TELEVISION SERVICING (Including Color)** Covers installation, adjustment, repair and servicing of black and white and color television . . . prepares you for your own sales and service business.
- 6 STEREO, HI-FI AND SOUND SYSTEMS** A growing field. Prepares you to build, install and service modern sound equipment for home or industry.
- 7 BASIC ELECTRONICS** Gives you the fundamentals you must know to build on for a future Electronics career. Also offers an excellent background for Salesmen, Purchasing Agents, and others in Electronics.
- 8 ELECTRONICS MATH** Simple, easy-to-follow instructions in the specialized math you need in many electronics jobs.



CLASSROOM TRAINING AT LOS ANGELES

You can take classroom training in our famous Resident School at Los Angeles in Sunny Southern California. N.T.S. is the oldest and largest school of its kind. Associate in Science Degree also offered in our Resident Program. Check Resident School box in coupon for full details.

HIGH SCHOOL AT HOME

Learn easily. New modern method. National also offers accredited high school programs for men and women. Take only subjects you need. Study at your own pace. Latest approved textbooks — yours to keep — everything included at one low tuition. Check High School box in coupon for information.



MAIL COUPON TODAY FOR FREE BOOK AND SAMPLE LESSON

In Field of Your Choice. You enroll by Mail — and Save Money. No Salesmen: This means lower tuition for you. Accredited Member N.H.S.C.



NATIONAL TECHNICAL SCHOOLS
WORLD-WIDE TRAINING SINCE 1905
4000 S. Figueroa St., Los Angeles, California 90037

NATIONAL TECHNICAL SCHOOLS

4000 S. Figueroa St., Los Angeles, California 90037

Please Rush FREE Electronics "Opportunity Book" and sample lesson on course checked below:

- Electronics-TV-Radio Servicing & Communications
- Master Course in Electronics-TV-RADIO Advanced TV & Industrial Electronics
- FCC License
- Radio Servicing (AM-FM-Transistors)
- Television Servicing (Including Color)
- Stereo, Hi-Fi and Sound Systems
- Basic Electronics Electronics Math

Dept. 205-66

Name _____ Age _____

Address _____

City _____ State _____ Zip _____

Check here if interested ONLY in Classroom Training at L.A.

Check here for High School Department Catalog only.

You can go to school

on Monday and Wednesday nights,

or

You can stay home and use . . .

Electrical Fundamentals and Circuit Analysis

By H. ALEX ROMANOWITZ. A book that uses a language that you can understand to explain fundamental concepts, laws, theorems, and problem-solving procedures. What it can't tell you, it shows you by using 367 line drawings and photographic illustrations. 1966. Approx. 640 pages. \$8.95.

Electron Tubes

By R. C. KLOEFFLER. A team of instructors from technical institutes all over America assisted in the outline of this book. As a result it is perfect for anyone interested in a basic introduction to vacuum and gaseous tube theory and analysis. 1966. 262 pages. Prob. \$5.95.

Audio Systems

By JULIAN L. BERNSTEIN. Covers all the major circuits employed in the audio portion of hi-fidelity systems, sound studios, broadcast and TV stations. 1966. Cloth: \$7.95. Paperbound: \$4.50.

Topics in Advanced Mathematics for Electronics Technology

By STEPHEN PAULL. The only book available that gives advanced mathematics for electronics technicians. 1966. 420 pages. Cloth: Prob. \$6.95. Paperbound: Prob. \$3.95.

Digital Computer Theory

By LOUIS NASHESKY. Addresses itself to you as a student of the subject and covers the material in three clear and logical sections: Fundamentals; Computer Circuits and Building Blocks; and Computer Units. Many photographs and illustrations of the latest equipment. 1966. 321 pages. Cloth: \$5.50. Paperbound: \$3.95.

From your bookseller or . . .

JOHN WILEY & SONS, Inc.

605 Third Avenue

New York, New York 10016

CIRCLE NO. 38 ON READER SERVICE PAGE

LETTERS

(Continued from page 6)

not carry the per second notation. Could be the term hertz is a step in the right direction, but it too will infer "per second." Bill, honest and truly, we have nothing against the metric system. See "Comes The Revolution" (May, 1966) for some very good reasons why we should use the metric system. We just didn't want to upset our printer, at least for another month. There is no way to turn, C.S., except maybe in cycles. There are many very fine electronic products on the surplus market that have been shunted aside by an ever-expanding technology, and electronics magazines that don't keep up with the changing standards will be competing for shelf space with these products.

ULTRASONIC OMNI-ALARM

In the explanation of how the "Ultrasonic Omni-Alarm" works (April, 1966), the last sentence in the first column on page 43 should read "resistor R5 isolates the transducer," not R8. Resistor R8 is part of the biasing network for Q2.

GEORGE CORNING
Redondo Beach, Calif.

The Parts List for the Ultrasonic Omni-Alarm calls for a 0-15 volt d.c. voltmeter. The front cover of the magazine shows a 0-10 ma.



meter on the alarm. Which is correct? Please send your answer as soon as possible so I can get started on this wonderful project.

JIM VARRONE
Miami, Fla.

Thank you, George; you're right. Jim, the Parts List is correct even though the cover does show a 0-10 ma. meter. It's possible that the author monitored current instead of voltage with the original model. Actually, the meter is optional, but it does make it easier to adjust alarm operation.


ELECTROMAZE WINS AGAIN

In response to your invitation for comments on the "Electromaze Puzzle" (April, 1966), let me tell you what happened to me the first time out. Starting at "Start," I tried hard to think of a 20-letter synonym for oscil-

CIRCLE NO. 29 ON READER SERVICE PAGE →

The ideal base/mobile combination for CB radio

FOR BASE STATIONS where 117 V 60 cycle AC current is available...



The Low-Cost RCA Mark VIII and Mark NINE

- 9 crystal-controlled transmit and receive channels.
- Tunable receiver for reception of 23 C-B channels; dial marked in both channel numbers and frequency.
- Exceptionally good voice reproduction.
- Highly selective superheterodyne receiver with one RF and two IF amplifier stages.
- Electronic switching—no relay noise or chatter.
- Illuminated "working channel" feature.
- Light and compact—only 3¾ inches high, weighs only 9 pounds with mike.
- Improved Automatic Noise Limiter.

Plus these EXTRA features in the Mark NINE

- Combination "S" Meter and relative RF Output Meter (indicates the relative strength of incoming signal) and Relative RF Output Meter (indicates relative strength of signal being transmitted).
- Spotting Switch. Permits precise manual tuning of receiver without use of receiver crystals.
- External Speaker Jack. Lets you connect an external speaker to set, so that incoming calls can be heard in remote locations.

Mark VIII: \$99.95*

Mark NINE: \$114.50*

FOR MOBILE UNITS where low power consumption is important...



The all-solid-state MARK 10

- All silicon transistors assure low power consumption, dependable communications at temperatures from -23° to +130° F.
- Compact, lightweight. Fits easily under dash of any car or truck. Only 3¾" high, 5¾" deep, 8½" wide. Weighs less than 4½ pounds.
- 12 crystal-controlled transmit and receive channels with illuminated channel selector.
- Combination "S" Meter and relative RF Output Meter.
- Operates from 12-volts DC power source (positive or negative ground).
- Crystal-controlled double conversion, superheterodyne receiver provides frequency accuracies greater than 0.004%.
- Separate AGC amplifier eliminates blasting and overloading, minimizes fading.
- Six-stage IF bandpass filter for maximum selectivity without ringing.
- Low-distortion, series-type noise limiter with automatic threshold adjustment.
- Receiver power regulated for maximum stability.
- Acoustically designed cabinet with audio characteristics shaped for maximum intelligibility.
- External speaker jack (de-activates internal speaker).

Mark 10: \$189.95*

*Optional distributor resale price.

See them at your Authorized
RCA CB Radio Distributor.
Look for stores
displaying this symbol.



RCA ELECTRONIC COMPONENTS AND DEVICES, HARRISON, N. J.

The Most Trusted Name in Electronics

LETTERS

(Continued from page 8)

loscope. I skipped down to Exit 1 and tried to work backwards. Obviously 10 had to be "neutron," but I had a heck of a time trying to think of a 20-letter synonym for "align." So then I skipped down to Exit 2 and found that I had a choice of either of two synonyms for "mica," one with 10 letters and one with 19 letters, the fourth letter being "a" in either case. Down I went to the final exit; the nut to crack here seemed to be an 11-letter synonym for "radian."

In the firm conviction that your magazine must be intended for intellects much more powerful than mine, I crawled like a miserable 10-fingered mass of brainless tissue toward p. 107 and the solution. You know what I found—vast expanses of white squares gaping where I had tried to fit in the weirdest of etymological concoctions! I will eventually recover from the bone-crushing blow to my ego, and my subscription will still be running, so let's have some more "Electromaze Puzzles" by all means.

STUART W. KELLOGG
Lexington, Mass.

Stuart, now that you have let the cat out of the bag, we have included this additional hint in the instructions in order to give everyone an equal opportunity. There's another Electromaze on p. 65.

ANTENNA STUBS

For years our television set has been "haunted by ghosts." We tried everything: noise filter, interference filters, additions to the antenna, etc. Nothing worked. Then we read the item in your Tips and Techniques column (March, 1966) entitled "Mismatch Stub Chases TV Ghosts." It works.

HARRY GOLDSTEIN
Toronto 3, Ont., Canada

REFLEXED REFLEXOMETER

The "Reflexometer" (March, 1966) presented an immediate challenge because of the rather obvious waste of relay contacts. With a little rearranging, I was able to use d.p.d.t.'s in place of your 4p.d.t. relays. I hated to see half of the second set of contacts wasted, so I added a buzzer to liven things up.

CARL STANISLAWSKI
Adelphi, Md.

If you are really ambitious, you can add four more players, hook up a bell and a buzzer, and you can play College Bowl.

JOHN POBANZ
Athens, Ohio

Although this circuit is an unusual application of electronics to the world of games, the use of relays seems wasteful, since they are very expensive, and their price far outweighs the toy's possible play value. With the

YOUR NEW COPY IS WAITING



FREE! For fun and pride in assembly, for long years of pleasure and performance, for new adventures in creative electronics mail the coupon below and get Conar's brand new catalog of quality do-it-yourself and assembled kits and equipment. Read about items from TV set kits to transistor radios . . . from VTVM's to scopes . . . from tube testers to tools. And every item in the Conar catalog is backed by a no-nonsense, no-loopholes, money-back guarantee! See for yourself why Conar, a division of National Radio Institute, is about the fastest growing entry in the quality kit and equipment business.

CONAR

MAIL THIS COUPON NOW

CONAR

FA6C

3939 Wisconsin Ave., Washington 16, D.C.

Please send me your new catalog.

Name _____

Address _____

City _____ State _____ Z-Code _____

CIRCLE NO. 7 ON READER SERVICE PAGE

Hallicrafters' new CB-19 transceiver
is about as sleek and trim and compact
as an infantry boot.



That's why there's room for the "S" meter,
the receiver tuning VFO, the king-size communications
speaker and unsurpassed basic performance
—for only **\$149.95**

You'll get a boot out of these features!

- 8 crystal-controlled channels. 23-channel receiver tuning with frequency spotting switch.
- Built-in, amateur-type "S" meter.
- All-electronic push-to-talk circuitry.
- Dual conversion, superheterodyne receiver. Superior sensitivity—less than 1 microvolt for 10 db S/N.
- Hallicrafters' exclusive "Rocket Buster" built-in noise limiter.



hallicrafters

5th and Kostner Aves.
Chicago, Ill. 60624

Export: International Div. Available in
Canada through Gould Sales Co.

"Quality through Craftsmanship"

POPULAR SAMS BOOKS



USE THIS HANDY ORDER FORM

JUST PUBLISHED! TIMELY!

- ABC's of Modern Radio.** NEWLY REVISED & UPDATED. Makes the principles of radio transmission and reception easily understandable. Traces the entire path of the radio wave from the station to the home receiver. Covers AM, FM, and Stereo radio. Order **ARS-2, only**..... \$1.95
- ABC's of Computers.** NEW SECOND EDITION. Completely revised and updated. Explains in simple terms how computers work and what they do. Describes digital and analog types, circuitry, memory and storage devices, programming, etc. Fully covers computer basics. Order **ABC-2, only**..... \$2.25
- ABC's of Transistors.** NEWLY REVISED AND FULLY UPDATED. Helps anyone understand the structure and function of the transistor. Explains not only what transistors are but how they operate. Describes basic transistor circuits and testing procedures. Order **TRA-2, only**..... \$1.95
- Second-Class Radiotelephone License Handbook.** New 3rd edition; complete study course for elements I, II and III of the latest FCC exams. Helps you earn the license you need for communications and two-way radio work. Order **QAN-2, only**..... \$3.95
- How to Read Schematic Diagrams.** Not only shows you how to read and interpret diagrams, but analyzes each component, its construction, and its circuit purpose and use. Order **RSD-1, only**..... \$2.25
- TV Servicing Guide.** Tells you how to apply proper trouble shooting procedures based on analysis of symptoms, illustrated by picture tube photos. Packed with troubleshooting and servicing hints. Order **SGS-1, only**..... \$2.00
- Color-TV Servicing Made Easy.** Full explanation of color principles, circuitry, setup adjustments, and servicing of all color-TV sets. Takes the mystery out of servicing color-TV. Order **CSL-1, only**..... \$3.25
- 101 Ways to Use Your VOM & VTVM.** Shows you how to get the most from these popular instruments, how to make required connections, how to test properly, how to evaluate results. Order **TEM-3, only**..... \$2.95
- Citizens Band Radio Handbook.** CBH-2..... \$3.50
- Tape Recorders—How They Work.** TRW-2..... 3.95
- Sams Photofact Guide to TV Troubles.** PFG-1..... 2.95
- Computer Circuit Projects You Can Build.** BOC-1..... 2.95
- Modern Dictionary of Electronics.** DIC-2..... 7.95
- Handbook of Electronic Tables & Formulas.** HTF-2..... 3.95
- Troubleshooting With the Oscilloscope.** TOS-1..... 2.50
- Color TV Trouble Clues.** COL-1..... 4.95
- Tube Substitution Handbook.** TUB-2..... 1.95
- North American Radio-TV Station Guide.** RSG-2..... 1.95

FAMOUS ABC'S BOOKS

- Short-Wave Listening, SWL-1..... \$1.95
- Lasers & Masters, LAL-2..... 1.95
- Ham Radio, HAP-2..... 1.95
- Computer Programming, CPL-1..... 1.95
- Boolean Algebra, BAB-2..... 2.25
- Electronic Organs, ECO-1..... 1.95
- Hi-Fi & Stereo, HSF-1..... 1.95
- Tape Recording, TAP-2..... 1.50

— HOWARD W. SAMS & CO., INC. —

Order from any Electronic Parts Distributor, or mail to Howard W. Sams & Co., Inc., Dept. PE-6, 4300 W. 62nd St., Indianapolis, Ind. 46206

Send books checked above. \$ _____ enclosed.

Send FREE Sams Book Catalog.

Name _____
PLEASE PRINT
 Address _____
 City _____ State _____ Zip _____

CIRCLE NO. 30 ON READER SERVICE PAGE

LETTERS

(Continued from page 10)

use of the "amazing" NE-2 neon bulb, however, this circuit can be constructed without relays at a small fraction of the original cost, and with the advantage of faster response.

GARRY BOROSS
 Nanuet, N. Y.

Interest in the "Reflexometer" is running high. We have received several modifications and will try to present a number of them in the September or October issue. We are thinking of offering cash prizes for the best or



most unusual modifications. A penciled diagram and a brief explanation of how it works is all that is necessary, but a photo of the unit you built will also be useful. Send them to: Letters Editor, POPULAR ELECTRONICS, One Park Avenue, New York, N. Y. 10016.

DISCOURAGING PATENT PROCEDURES

I have several of what I feel to be more than just useful good ideas that I would like to patent. I have tried going through lawyers' offices and find that they have too long an arm and I have too short a pocketbook. Can you give me the ABC's of getting patent work done so that I might reap some financial gain?

DON PECK
 Pilot Rock, Oreg.

Don, obtaining a patent is a highly specialized form of legal endeavor. There is no inexpensive substitute for a good patent attorney.

NOT ENOUGH HOURS IN A DAY

Your magazine is a "trouble maker." Almost every issue has a project in it that I have to construct in order to satisfy myself. It interferes with my work and study courses. On the other hand, your projects have taught me how to handle transistors, and I have enjoyed myself. I should very much like to see more R/C projects and possibly a transistor tester that can show frequency cutoff.

DONALD L. BEABOUT
 St. Louis, Mo.

Donald, it looks like you are going to be absent from work and flunk some of your study courses, because we have more trouble for you in the works.

—50—

PROGRESSIVE RADIO

Reg. U. S. Pat. Off.

CIRCUITS AT HOME with the New Improved PROGRESSIVE RADIO "EDU-KIT"® only \$29.95



Training Electronics Technicians Since 1946

A Practical Home Radio Course

Now Includes

- ★ 12 RECEIVERS
- ★ 3 TRANSMITTERS
- ★ SQ. WAVE GENERATOR
- ★ SIGNAL TRACER
- ★ AMPLIFIER
- ★ SIGNAL INJECTOR
- ★ CODE OSCILLATOR

- ★ No Knowledge of Radio Necessary
- ★ No Additional Parts or Tools Needed
- ★ EXCELLENT BACKGROUND FOR TV
- ★ SCHOOL INQUIRIES INVITED
- ★ Sold in 79 Countries

YOU DON'T HAVE TO SPEND HUNDREDS OF DOLLARS FOR A RADIO COURSE

The "Edu-Kit" offers you an outstanding PRACTICAL HOME RADIO COURSE at a rock-bottom price. Our Kit is designed to train Radio & Electronics Technicians, making use of the most modern methods of home training. You will learn radio theory, construction practice and servicing. THIS IS A COMPLETE RADIO COURSE IN EVERY DETAIL. You will learn how to build radios, using regular schematics; how to wire and solder in a professional manner; how to service radios. You will work with the standard type of punched metal chassis as well as the latest development of Printed Circuit chassis. You will learn the basic principles of radio. You will construct, study and work with RF and AF amplifiers and oscillators, detectors, rectifiers, test equipment. You will learn and practice code using the Progressive Code Oscillator. You will learn and practice trouble shooting, using the Progressive Signal Tracer, Progressive Signal Injector, Progressive Dynamic Radio & Electronics Tester, Square Wave Generator and the accompanying instructional material. You will receive training for the Novice, Technician and General Classes of F.C.C. Radio Amateur Licenses. You will build Receiver, Transmitter, Square Wave Generator, Code Oscillator, Signal Tracer and Signal Injector Circuits. You will learn to operate them. You will receive an excellent background for television, Hi-Fi and Electronics. Absolutely no previous knowledge of radio or science is required. The "Edu-Kit" is the product of many years of teaching and engineering experience. The "Edu-Kit" will provide you with a basic education in Electronics and Radio, worth many times the low price you pay. The Signal Tracer alone is worth more than the price of the kit.

THE KIT FOR EVERYONE

You do not need the slightest background in radio or science. Whether you are interested in Radio & Electronics because you want an interesting hobby, a well paying business or a job with a future, you will find the "Edu-Kit" a worthwhile investment. Many thousands of individuals of all ages and backgrounds have successfully used the "Edu-Kit" in more than 79 countries of the world. The "Edu-Kit" has been carefully designed, step by step, so that you cannot make a mistake. The "Edu-Kit" allows you to teach yourself at your own rate. No instructor is necessary.

PROGRESSIVE TEACHING METHOD

The Progressive Radio "Edu-Kit" is the foremost educational radio kit in the world, and is universally accepted as the standard in the field of electronics training. The "Edu-Kit" uses the modern educational principle of "Learn by Doing." Therefore you construct, learn schematics, study theory, practice trouble shooting—all in a closely integrated program designed to provide an easily-learned, thorough and interesting background in radio. You begin by examining the various radio parts of the "Edu-Kit." You then learn the function, theory and wiring of these parts. Then you build a simple radio. With this first set you will enjoy listening to regular broadcast stations, learn theory, practice testing and trouble shooting. Then you build a more advanced radio, learn more advanced theory and techniques. Gradually, in a progressive manner, and at your own rate, you will find yourself constructing more advanced multi-tube radio circuits, and doing work like a professional Technician. Included in the "Edu-Kit" course are Receiver, Transmitter, Code Oscillator, Signal Tracer, Square Wave Generator and Signal Injector Circuits. These are not professional "breadboard" experiments, but genuine radio circuits, constructed by means of professional wiring and soldering on metal chassis, plus the new method of radio construction known as "Printed Circuitry." These circuits operate on your regular AC or DC house current.

THE "EDU-KIT" IS COMPLETE

You will receive all parts and instructions necessary to build twenty different radio and electronics circuits, each guaranteed to operate. Our Kits contain tubes, tube sockets, variable, electrolytic, mica, ceramic and paper dielectric condensers, resistors, tie strips, hardware, tubing, punched metal chassis, instruction Manuals, hook-up wire, solder, selenium rectifiers, coils, volume controls and switches, etc. In addition, you receive Printed Circuit materials, including Printed Circuit chassis, special tube sockets, hardware and instructions. You also receive a useful set of tools, a professional electronic soldering iron, and a self-powered Dynamic Radio and Electronics Tester. The "Edu-Kit" also includes Code instructions and the Progressive Code Oscillator, in addition to F.C.C. Radio Amateur License training. You will also receive lessons for servicing with the Progressive Signal Tracer and the Progressive Signal Injector, a High Fidelity Guide and a Quiz Book. You receive Membership in Radio-TV Club, Free Consultation Service, Certificate of Merit and Discount Privileges. You receive all parts, tools, instructions, etc. Everything is yours to keep.

PRINTED CIRCUITRY

At no increase in price, the "Edu-Kit" now includes Printed Circuitry. You build a Printed Circuit Signal Injector, a unique servicing instrument that can detect many Radio and TV troubles. This revolutionary new technique of radio construction is now becoming popular in commercial radio and TV sets. A Printed Circuit is a special insulated chassis on which has been deposited a conducting material which takes the place of wiring. The various parts are merely plugged in and soldered to terminals. Printed Circuitry is the basis of modern Automation Electronics. A knowledge of this subject is a necessity today for anyone interested in Electronics.

FREE EXTRAS

- SET OF TOOLS
- SOLDERING IRON
- ELECTRONICS TESTER
- PLIERS-CUTTERS
- VALUABLE DISCOUNT CARD
- CERTIFICATE OF MERIT
- TESTER INSTRUCTION MANUAL
- HIGH FIDELITY GUIDE • QUIZZES
- TELEVISION BOOK • RADIO TROUBLE-SHOOTING BOOK
- MEMBERSHIP IN RADIO-TV CLUB: CONSULTATION SERVICE • FCC AMATEUR LICENSE TRAINING • PRINTED CIRCUITRY

SERVICING LESSONS

You will learn trouble-shooting and servicing in a progressive manner. You will practice repairs on the sets that you construct. You will learn symptoms and causes of trouble in home, portable and car radios. You will learn how to use the professional Signal Tracer, the unique Signal Injector and the dynamic Radio & Electronics Tester. While you are learning in this practical way, you will be able to do many a repair job for your friends and neighbors, and charge fees which will far exceed the price of the "Edu-Kit." Our Consultation Service will help you with any technical problems you may have.

FROM OUR MAIL BAG

J. Statalis, of 25 Poplar Pl., Waterbury, Conn., writes: "I have repaired several sets for my friends, and made money. The "Edu-Kit" paid for itself. I was ready to spend \$240 for a Course, but I found your ad and sent for your Kit. Don Valerio, P. O. Box 21, Magna, Utah: "The Edu-Kits are wonderful. Here I am sending you the questions and also the answers for them. I have been in Radio for the last seven years, but like to work with Radio Kits, and like to build Radio Testing Equipment. I enjoyed every minute I worked with the different kits: the Signal Tracer works fine. Also like to let you know that I feel proud of becoming a member of your Radio-TV Club." Robert L. Shuff, 1534 Monroe Ave., Huntington, W. Va.: "Thought I would drop you a few lines to say that I received my Edu-Kit, and was really amazed that such a bargain can be had at such a low price. I have already started repairing radios and phonographs. My friends were really surprised to see me get into the swing of it so quickly. The Trouble-shooting Tester that comes with the Kit really swells, and finds the trouble, if there is any to be found."

UNCONDITIONAL MONEY-BACK GUARANTEE

ORDER FROM AD—RECEIVE FREE BONUS RADIO & TV PARTS JACKPOT WORTH \$15

- Send "Edu-Kit" postpaid. I enclose full payment of \$26.95.
- Send "Edu-Kit" C.O.D. I will pay \$26.95 plus postage.
- Rush me FREE descriptive literature concerning "Edu-Kit."

Name.....
Address.....

PROGRESSIVE "EDU-KITS" INC.

1186 Broadway, Dept. 661D, Hewlett, N. Y. 11557

CIRCLE NO. 27 ON READER SERVICE PAGE

PARTS
METHODS
IDEAS
GADGETS
DEVICES

TIPS & TECHNIQUES

END-OF-TAPE SIGNALS TELL YOU WHEN TO STOP

There's nothing more aggravating when you're recording a program than to discover that the end of the tape has come off the reel—unless it's having the tape come off the rewind reel when you are rewinding. Fold two




pieces of Scotch tape in the shape of a "U" and slip them over the tape—sticky side touching both sides of the tape—about 10 feet from each end. They should be long enough

so that they protrude about $\frac{1}{4}$ " from the top of the tape. When the tape reaches either point, there will be an unmistakable click—which will tell you it's time to stop the machine. If you use *red* Scotch tape, you can also make a visual check.
—William S. Gohl

HOODED SCOPE SHIELDS TRACE FROM SIDELIGHTS

If your oscilloscope has a projecting rim around the CRT face, you can easily make a viewing hood to improve trace definition in a lighted room. Drill a clearance hole for a sheet metal screw at the top center of the rim as shown, and drill a tap hole for this screw in an empty coffee can (a 2-lb. can is just the right size for a 5" scope) to line up with the hole in the rim. Remove the bottom of the can and



dress the edges to prevent cuts and scratches. Paint the inside flat black to eliminate re-
(Continued on page 20)

TURNER +2 "The CB World's



new Favorite."

That's what many +2 owners say, and we're glad they're so enthusiastic. It's the only microphone on the market that actually increases the output of your microphone up to 50 times at the twist of a dial. It makes a world of difference on CB (and amateur), so why in the world don't you get one? List Price \$49.50



MICROPHONE COMPANY
946 17th Street N.E.
Cedar Rapids, Iowa

In Canada: Tri-Tel Associates, Ltd. Export: Ad Auriema, Inc., 85 Broad Street, New York, N.Y. 10004

CIRCLE NO. 35 ON READER SERVICE PAGE

POPULAR ELECTRONICS

READER SERVICE PAGE

**You can get
additional information promptly
concerning
products advertised or mentioned
editorially
in this issue**

1

Circle the number on the coupon below which corresponds to the key number at the bottom of the advertisement or is incorporated in the editorial mention that interests you.

2

Mail the coupon to the address indicated below.

3

Please use this address only for Product Service requests.

**POPULAR ELECTRONICS
P. O. BOX 8391
PHILADELPHIA, PA. 19101**

Please send me additional information about the products whose code numbers I have circled

1 2 3 4 5 6 7 8 9 10 11 12 13 14 15 16 17 18 19 20 21 22 23 24 25
26 27 28 29 30 31 32 33 34 35 36 37 38 39 40 41 42 43 44 45 46 47 48 49 50
51 52 53 54 55 56 57 58 59 60 61 62 63 64 65 66 67 68 69 70 71 72 73 74 75
76 77 78 79 80 81 82 83 84 85 86 87 88 89 90 91 92 93 94 95 96 97 98 99 100


NAME (Print clearly) _____

ADDRESS _____

CITY _____ **STATE** _____ **ZIP CODE** _____

VOID AFTER JULY 31, 1966

6



RCA TRAINING can be the smartest investment you ever made!

**Start building a profitable career in electronics now!
New RCA "AUTOTEXT" programmed instruction will help you
learn faster and easier!**

If you're considering a future in electronics, now is the time to start! A great new teaching aid—"AUTOTEXT" programmed instruction developed by RCA and introduced by RCA Institutes will help you master the fundamentals of electronics almost automatically. Even people who have had trouble with conventional home training methods are finding it easier and more fun to start their training in Electronics Fundamentals the RCA way. Prove

it to yourself as others throughout the country are now doing. An interest or inclination in electronics is what you need. RCA "Autotext" helps you to do the rest. You'll be ready to go on to advanced training sooner than you ever thought possible! The future is unlimited; the jobs are available. The important thing is to get started now.

Founded in 1909, RCA Institutes is one of the largest technical schools in the United States devoted princi-

pally to electronics. The very name, "RCA" means dependability, integrity, and scientific advance. RCA Institutes offers the finest facilities of home training. A Service of the Radio Corporation of America, RCA Institutes gives you the technical instruction you need to plan, build and realize the career you want in today's fastest growing field.

Investigate your future now at RCA Institutes. It can be the smartest investment you ever made.

HOME TRAINING COURSES

RCA Institutes offer this complete selection of Home Training Courses

- Electronic Fundamentals
- Electronic Fundamentals (in Spanish)
- TV Servicing
- Color TV Servicing
- Transistors

- Communications Electronics
- FCC License Preparation
- Mobile Communications
- Automation Electronics
- Automatic Controls

- Industrial Applications
- Nuclear Instrumentation
- Digital Techniques
- Computer Programming
- Drafting

Liberal Tuition Plan. All RCA Institutes Home Study courses are available under a Liberal Tuition Plan. This plan affords you the most economical possible method of home study training. You pay for lessons only as you order them. If, for any reason, you should wish to interrupt your training, you can do so and you will not owe a cent until you resume the course. No other obligations! No installment payments required.

RCA Personal Instruction. With RCA Home Study training you set your own pace in keeping with your own ability, finances and time. RCA Institutes allows you ample time to complete the course. Your lesson assignments are individually graded by technically trained personnel, and helpful comments are added where required. You get theory, experiment, and service practice beginning with the very first lesson. All lessons are profusely illustrated. You get a complete training package throughout the entire course.




You Get Prime Quality Equipment. All kits furnished with the course are complete in every respect, and the equipment is top grade. You keep all the equipment furnished to you for actual use on the job... and you never have to take apart one piece to build another.

CLASSROOM TRAINING IN NEW YORK CITY

No previous training required. You are eligible even if you haven't completed high school.

RCA Institutes Resident School in New York City offers training that will prepare you to work in rewarding positions on research and production projects in fields such as automation, transistors, communications, technical writing, television, computers, and other industrial and advanced electronics applications. If you did not complete high school, RCA will prepare you for such training with courses specially designed to provide the basic math and physics required for a career in electronics. Check classroom training on attached card, and full information will be rushed to you.

Free Placement Service. RCA Institutes graduates are now employed in important jobs at military installations with important companies such as IBM, Bell Telephone Labs, General Electric, RCA, and in radio and TV stations all over the country. Many other graduates have opened their own businesses. A recent New York Resident School class had 93% of the graduates who used the FREE Placement Service accepted by important electronics companies... and had their jobs waiting for them on the day they graduated!



Coeducational Day and Evening Courses. Day and Evening Courses are available at RCA Resident Schools in New York City. You can prepare for a career in electronics while continuing your normal full-time or part-time employment. Regular classes four times each year.

SEND POSTCARD FOR FREE ILLUSTRATED BOOK TODAY!

SPECIFY HOME TRAINING OR CLASSROOM TRAINING.

CA INSTITUTES, INC. Dept. PE-66

A SERVICE OF RADIO CORPORATION OF AMERICA, 350 WEST 4TH ST., NEW YORK, N. Y. 10014



The Most Trusted Name in Electronics

GET ACTION

WITH  PRECISION
MADE, POPULAR PRICED CB
UNITS!

CITI-FONE SS

Full 23 Channel SS • Triple Tuned RF • AC/DC • Delta Tuning • Built-in Tuning Indicator • "Dual" Function Panel Meter • Compact 8" x 11" x 4 1/4"



• "Noise Immune" Squelch • Double Tuned IF's • Illuminated Meter and Channel Selector

\$169.50
Ready to Operate

CITI-FONE 99

8 Channel Operation • AC/DC • Electronic Switching • 2-Stage Preamp • Transistorized "Noise Immune" Squelch • Delayed AVC • Illuminated "5" Meter • Complete, with Crystals for 1 Channel



\$99.95
Ready to Operate

WRITE, WIRE or PHONE TODAY FOR COMPLETE INFORMATION

ME

MULTI-ELMAC COMPANY
21470 COOLIDGE HIGHWAY OAK PARK 37, MICH.

Citi-Fone SS Citi-Fone 99

Name

Address

City Zone State

CIRCLE NO. 24 ON READER SERVICE PAGE

TIPS

(Continued from page 14)

fections. (For a more professional appearance, you can paint the outside of the can as well.) The hood can be quickly installed and removed without any tools.

—Charles Erwin Cohn

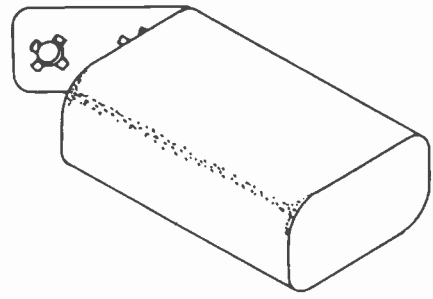
ICE TONGS COOL HOT FINGERS

The last time I got burnt pulling a hot tube with my bare hands, I decided to prevent it from happening again. I glued two small strips of foam rubber packing inside the jaws of an old ice-cube picker-upper to make a tube puller. And do you know what? No more burnt fingers.

—Ken Weitzenhoffer

SALVAGE TERMINALS FROM OLD BATTERIES

Why not save a few pennies and salvage the terminals from your worn-out batteries, for use in construction projects? It's a cinch to remove them. Some batteries, such as the 9-



volt transistor type, have male and female connectors mounted on an insulated strip. You can remove this strip without breaking it, or cut it in half, according to your needs. Terminals and sockets from other types of battery packs can be salvaged in a similar manner. Be sure to use care when opening the batteries to avoid messing up your clothing and your work area.

—William S. Gohl

"TIPS" WANTED

Do you have a favorite "tip" or "technique" that you would like to pass on to other readers? It may be worth money to you. Send it in (about 100 words or so, with a rough drawing and/or a clear photograph), and if it is accepted, you will receive a check in return. The size of the check will depend upon the originality of the idea and how practical it is. Material not accepted will be returned. Address the "package" to: Tips & Techniques Editor, POPULAR ELECTRONICS, 1 Park Avenue, New York, N. Y. 10016.

WANTED

A COMPLETE SELECTION OF ANNUALS, YEARBOOKS, DIRECTORIES AND HANDBOOKS from the world's largest publisher of special interest magazines. They're all editions that have escaped many of our readers in past years and are still on their most wanted list. Take a moment to review the titles still available. You're sure to find many of your favorites.



PHOTOGRAPHY ANNUAL

A selection of the World's finest photographs compiled by the editors of Popular Photography. All editions \$1.25 each:

- | | |
|-----------|-----------|
| 1966...#1 | 1961...#6 |
| 1965...#2 | 1959...#7 |
| 1964...#3 | 1958...#8 |
| 1963...#4 | |
| 1962...#5 | |



ELECTRONIC EXPERIMENTER'S HANDBOOK

Many challenging projects for the electronics hobbyist.

- | | |
|--------------------------------|-----|
| 1965 — Fall Edition — \$1.25 | #9 |
| 1961 — \$1.00 | #10 |
| 1964 — \$1.00 | #13 |
| 1965 — Spring Edition — \$1.25 | #14 |



CAR & DRIVER YEARBOOK

A complete buyers guide covering virtually every car available in the United States... Road tests... Technical specifications... Accessories and performance equipment buying guide... Guide to racing with action-packed photos.

- | | |
|---------------|-----|
| 1966 — \$1.25 | #15 |
| 1965 — \$1.25 | #17 |



COMMUNICATIONS HANDBOOK

The most complete and up-to-date guide to the exciting world of specialized radio communications.

- | | |
|---------------|-----|
| 1966 — \$1.25 | #18 |
| 1965 — \$1.00 | #19 |
| 1964 — \$1.00 | #20 |
| 1963 — \$1.00 | #21 |



PHOTOGRAPHY DIRECTORY

World's most complete photographic buying guide.

- | | |
|---------------|-----|
| 1966 — \$1.25 | #22 |
| 1965 — \$1.00 | #23 |



POLAROID LAND PHOTOGRAPHY

Complete guide and only comprehensive and up-to-date handbook on Polaroid Land Photography.

- | | |
|---------------|-----|
| 1966 — \$1.25 | #24 |
| 1963 — \$1.00 | #25 |



SKIING INTERNATIONAL YEARBOOK

A luxuriously illustrated compendium of 1965's important events... A timely forecast of the excitement-packed 1966 season—by the editors of Skiing Magazine.

- | | |
|---------------|-----|
| 1966 — \$1.25 | #26 |
|---------------|-----|



FLYING ANNUAL

The most valuable aviation yearbook ever compiled... Pilot reports... Aircraft directory... How to buy a used airplane... Navcom directory... Learn to fly section.

- | | |
|---------------|-----|
| 1966 — \$1.25 | #27 |
| 1965 — \$1.25 | #28 |



STEREO/Hi FI DIRECTORY

Complete buyers guide for virtually every Hi Fi component manufactured.

- | | |
|---------------|-----|
| 1966 — \$1.25 | #29 |
|---------------|-----|



TAPE RECORDER ANNUAL

Everything you need to know about tape recording including a complete directory of mono and stereo recorders.

- | | |
|---------------|-----|
| 1966 — \$1.25 | #30 |
| 1965 — \$1.00 | #31 |



ELECTRONICS INSTALLATION AND SERVICING HANDBOOK

The only complete guide for servicemen and hobbyists to every major phase of consumer electronics servicing.

- | | |
|---------------|-----|
| 1966 — \$1.25 | #32 |
|---------------|-----|



COLOR PHOTOGRAPHY ANNUAL Special

Only 200 copies available (#33)—an international treasury of the year's best color pictures selected by the editors of Popular Photography. 162 pages. 64 in full color. This valuable "collectors edition" will be shipped to the first 200 persons ordering.

- | | |
|--------|-----|
| \$1.25 | #33 |
|--------|-----|

TO PLACE YOUR ORDER, circle the numbers of the annuals you wish to receive on the coupon, clearly print your name and address and enclose your remittance. Please be sure to enclose an additional 15¢ shipping and handling for each copy ordered. Add 50¢ per copy for orders outside U.S.A.

Ziff-Davis Publishing Co.—Dept. SD
One Park Avenue, New York, N.Y. 10016

I am enclosing \$_____ for the annuals circled below. My remittance includes an additional 15¢ per copy for shipping and handling (50¢ for orders outside U.S.A.). I understand quantities are limited and orders will be filled on a first come-first served basis.

- | | | | | | | | | | | | | | | |
|----|----|----|----|----|----|----|----|----|----|----|----|----|----|----|
| 1 | 2 | 3 | 4 | 5 | 6 | 7 | 8 | 9 | 10 | 13 | 14 | 15 | 17 | 18 |
| 19 | 20 | 21 | 22 | 23 | 24 | 25 | 26 | 27 | 28 | 29 | 30 | 31 | 32 | 33 |

Name _____

Address _____ P.E-86

City _____ State _____ Zip Code _____

Payment must be enclosed with order.

NEW PRODUCTS

Additional information on products covered in this section is available from the manufacturers. Each new product is identified by a code number. To obtain further details on any of them, simply fill in and mail the coupon on page 15.

CAR RADIO CONVERTER


Want to know where the fish are biting? You can tune to ship-to-ship broadcasts at the flick of a switch if you install *Pearce-Simpson's* "Monitor" in your car. It converts an ordinary domestic or foreign car radio into a powerful marine receiver. Only $4\frac{1}{2}$ " x 1" x $2\frac{1}{2}$ ", the solid-state, self-powered unit weighs just 6 ounces and can be installed in 10 minutes. It draws 200 times less current than an ordinary flashlight bulb. The "Monitor" will enable you to receive marine weather reports, Coast Guard emergency signals, marine operators, and time checks (from Station WWV).



Circle No. 75 on Reader Service Page 15

FIVE-CHANNEL MIXER-AMPLIFIER

A well-known loudspeaker manufacturer, *R. T. Bozak*, has announced its first entry in the electronic field: the Model CMA-5-50 mixer-amplifier. This solid-state unit combines on a single chassis a mixer with five individual level-controlled input channels




and a 50-watt power amplifier. The input channels are modular plug-in circuit cards; any of three types of channel can be plugged into any of the five inputs. Both low-level microphone input, with RTAA equalization, and high-level input are available. Overall frequency response of the amplifier is within 1½ db from 20 to 20,000 cycles. Portable case optional.

Circle No. 76 on Reader Service Page 15

FET AM/FM STEREO RECEIVER

Virtually total elimination of all cross modulation and drift, plus greater usable sensitivity, is promised by *H. H. Scott's* 382 solid-state AM/FM/FM stereo receiver—the 65-watt 382 is the first receiver to utilize new field-effect transistors in both AM and FM front-end circuitry. Features include the



automatic adjustment of tuner bandwidth for the quality of the incoming signal and an automatic gain control. The tuner section includes a silver-plated FET front end for 2.5- μ v. sensitivity (IHF) with 85 db cross modulation rejection. The solid-state amplifier stage delivers a conservative 32.5 watts music power per channel into a 4-ohm load (22.5 watts per channel at 8 ohms).

Circle No. 77 on Reader Service Page 15

25-CHANNEL CB TRANSCEIVER

Two emergency H.E.L.P. channels are featured in *Lafayette Radio Electronics'* imported "Comstat 25" transceiver in addition to the regular 23 CB channels. The "Comstat 25" utilizes a frequency synthesizer circuit to provide crystal control for all 25 channels on both receive and transmit functions. Its dual-conversion receiver has 0.8- μ v. sensitivity, selectivity of 6 kHz at 26 db down, illuminated tuning dial and S-meter, variable squelch and variable fine tuning. The transmitter features an advanced "Range Boost" circuit, modulation indicator, and a switch for p.a. work. "Comstat 25" is supplied with all crystals, mobile mounting bracket, and ceramic push-to-talk microphone.





Circle No. 78 on Reader Service Page 15

MAGNET-BASE CB ANTENNA

The Alnico magnet in the base of *Hy-Gain Electronics'* "Magna-Topper" mobile CB antenna permits instant installation on any car, truck, tractor, or other vehicle. There are no holes to drill, no special tools required. You simply hook up the feedline furnished with the antenna to any CB transceiver, place the antenna on the roof top, trunk deck, or any other metal surface, and that's it. Tests have shown that the magnet will hold the antenna in place even at speeds of over 80 mph. And the antenna can be easily moved from vehicle to vehicle. Just 29" tall, the "Magna-Topper" has a durable stainless steel whip section

Who makes
the only great
amplifier
for \$99.50?

You do . . .
with the new
Fisher KX-90 StrataKit.



Now, for the first time in high fidelity history, you can own a truly distinguished stereo control-amplifier for less than \$100—if you are willing to build it yourself.

Fisher refuses to compromise quality. Therefore, even at \$99.50*, the Fisher KX-90 StrataKit incorporates the same basic standard of fidelity as the most expensive Fisher components. Take away its price tag and it would still excite the admiration of the fastidious audiophile.

With 40 watts of clean power, the KX-90 can drive even inefficient speakers to their maximum performance level. Superior output transformers make certain this power will not fall off steeply at the frequency extremes. Advanced preamplifier features, including rocker switches and complete phono/tape facilities, provide unlimited flexibility.

It's all yours if you follow directions. And that's no problem with the exclusive Fisher StrataKit method. No experience is necessary. Assembly takes place by simple, *errorproof* stages (Strata). Each stage corresponds to a *separate* fold-out page in the uniquely detailed instruction manual. Each stage is built from a *separate* packet of parts (StrataPack). Major parts come already mounted on the extra-heavy-gauge steel chassis. Wires are *precut* for every stage—which means every page. All work can be checked stage-by-stage and page-by-page, before proceeding to the next stage.

The end result is a Fisher stereo control-amplifier that is fully equal in performance as well as reliability to its factory-wired prototype. Fisher guarantees this. And who should know better than Fisher?

FREE! \$1.50 VALUE!

Send for *The New Kit Builder's Manual*, an illustrated guide to high fidelity kit construction, complete with detailed specifications of all Fisher StrataKits.

Fisher Radio Corporation
11-35 45th Road
Long Island City, N. Y. 11101

Name

Address

City

State Zip

*WALNUT CABINET, \$24.95

OVERSEAS AND CANADIAN RESIDENTS PLEASE WRITE TO FISHER RADIO INTERNATIONAL, INC., LONG ISLAND CITY, N. Y. 11101.

The Fisher

CIRCLE NO. 14 ON READER SERVICE PAGE

PRODUCTS (Continued from page 22)

equipped with a Hy-Q loading coil and lifetime adjustable tuning rod. It comes with 16 feet of coaxial cable and a PL-259 connector.

Circle No. 79 on Reader Service Page 15


SENSITIVE VOM

Extraordinary sensitivity is claimed for *Mercury Electronics'* Model 1800-volt-ohm-milliammeter: it goes down to the 0.25-volt scale for solid-state transistor work. Housed in a portable, high-impact durable case, the Model 1800 features a full-view, easy-to-read 6" meter. It measures a.c. voltage in six ranges from 0-2.5 to 5000 with an input resistance of 5000 ohms per volt at better than 4% accuracy; d.c. voltage in eight ranges from 0-0.25 to 5000 with an input resistance of 20,000 ohms/volt and 2% accuracy; d.c. current in six ranges (0-50 ma. to 10 amperes) with 2% accuracy; output in four ranges (from -20 to +50 db); resistance in three ranges (0-20 megohms) with 2% accuracy.

Circle No. 80 on Reader Service Page 15

PORTABLE COLOR GENERATOR

According to *Sencore, Inc.*, the new "Lo-Boy" solid-state RCA licensed color pattern generator has been created to fill the increasing need for a portable generator for field use and to provide a low-cost generator for the beginner. The timer circuits are so simple that the controls are located on the front panel and are



adjusted just like the horizontal and vertical hold controls on a TV set. Powered by "C" cells that are replaceable from outside the unit, the "Lo-Boy" provides the five basic patterns used in convergence: ten standard RCA-type color bars, individual horizontal and vertical lines, crosshatch, and adjustable-size white dots. A variable interlace control allows for the correction of the interlace found on some TV sets.

Circle No. 81 on Reader Service Page 15

VERSATILE VACUUM BASE

There are a great variety of uses for *Edmund Scientific's* inexpensive vacuum base. It permits the attachment of many tools and ap-

pliances to most flat surfaces in seconds, yet allows instant removal. The bottom of the base is a neoprene pad; the top is a metal plate to which you affix the appliance. A slight pressure on the top as you push down a lever on the side creates a vacuum which resists a force of 200 pounds perpendicular to the base, 50 to 75 pounds parallel to the base.

Circle No. 82 on Reader Service Page 15

"DUSTMITE" RECORD CLEANER

Having trouble keeping your hi-fi records clean? "DustMite" is said to be capable of removing even the smallest debris from the record surface and grooves. It does the job by means of static attraction and the mechanical action of a special pile fabric that fits into the grooves, cleaning each one hundreds of times per play. "DustMite" tracks the record in the same manner as a stylus. Result: clean sound.

Circle No. 83 on Reader Service Page 15

SIX-BAND PORTABLE RECEIVER

Performance comparable to that of professional communications receivers is claimed for the six-band portable introduced by *Hallcrafters*. Called the WR-4000, the solid-state unit is powered by regular size-"D" flashlight batteries. Each of the six bands is displayed individually on a drum-type dial, and a logging scale is provided for pinpointing frequencies. The bands are: 185-400 kHz (long-range radio navigation); 535-1650 kHz (standard AM broadcast); 2-4 MHz, 5.85-10.3 MHz, 11.4-18.2 MHz (international short-wave frequencies); and 86.5-108.0 MHz (entertainment FM frequencies). Two antennas are included—a loopstick for AM and FM, and a whip for short-wave and FM reception. A self-contained 4" x 6" oval speaker and a headset jack are also provided.



Circle No. 84 on Reader Service Page 15

AMATEUR RADIO MOBILE ANTENNA

Designed for five-band amateur operation, the "Lancer 1000" mobile antenna announced by *Mosley Electronics* ranges in length from 8 feet on 10 meters to 9 feet, 7 inches, for 15 to 80 meters. The corrosion-proof antenna is power-rated for 1 kw. AM/CW and 2 kw. PEP SSB input to the final on the five amateur bands. The top and bottom whip sections screw together for use on 10 meters. Operation on the other amateur bands is accomplished through interchangeable waterproof coils. When the antenna and all four coils are purchased simultaneously, a protective coil caddy is furnished free of charge.

Circle No. 85 on Reader Service Page 15

Plain Talk from Kodak about tape:

Giving your tape library a longer prime of life



How long can you keep a recorded tape? As of today, nobody knows for sure. Recording companies have tapes dating back to the late 1940s that are still in fine shape. Actually, the aging problem for tape is somewhat akin to the ones faced by movie-makers. Their problems are tougher, though . . . movie-makers have to worry about latent chemical reactions, greater mechanical strains, etc. And yet, we can see movies made more than a half century ago if the films have been given proper care and expert duping. Like photographic films, many audio tapes are made on acetate base. Ours is Kodak's famous DUROL Base, the stronger, tougher triacetate (we also make KODAK Tapes with a tempered polyester base for extra toughness or for long-play applications). Lab tests show that DUROL Base holds up as well as photographic film. So . . . tape wise, there's no reason your great grandchildren

won't be able to enjoy your present efforts.

T.L.C. makes the big difference.

Tender loving care is a must when saving anything worthwhile. The same goes for tapes. One obvious safeguard is to keep tapes away from strong magnetic sources like large electric motors or transformers which could demagnetize a recording.

Keep it clean. Tapes hate dirt just as much as regular records do. Thanks to sturdy, one-piece construction, Kodak's new "library décor" box helps keep dirt out . . . won't fall apart over the years as conventional tape boxes sometimes do. And this new box looks better. Play it clean too, of course. Clean your recorder heads, capstans, rollers and guides regularly with a cotton swab moistened with one of the commercial cleaners sold for that purpose. Use a degausser periodically to remove any magnetization of recording heads.

Keep it cool. Tapes should be kept away from extremes of temperature and humidity. High temperatures may affect the plastic support and increase the possibility of print-through . . . the transfer of magnetic signals from one layer of tape to the next.

Keep it "backwards". For truly valuable recordings, a good trick is to keep your tapes in the "tails out" format rather than rewinding them. The uneven winding induced in the tape by fast rewinding can cause physical warping of the tape over a period of time. Here too, you're better off with KODAK Tapes because KODAK 5" and 7" Thread-Easy Reels are of dynamically balanced, one-piece construction. This gives you freedom from wobbles and pulsations on both "record" and "rewind" . . . keeps the tape under smoother tension . . . just what the doctor ordered for long tape life. The need for smooth winding can not be overemphasized.

Last but not least, it's a good idea to dupe your really old tape recordings onto fresh KODAK Tape in order to standardize on KODAK Tape quality. That's an interesting subject all by itself, and we'll try to devote a "Plain Talk" to it soon! KODAK Tapes on DUROL and polyester bases are available at electronic, camera and department stores. To get the most out of your tape system, send for free 24-page "Plain Talk" booklet which covers the major aspects of tape performance. Write Department 940, Eastman Kodak Company, Rochester, N. Y. 14650.

EASTMAN KODAK COMPANY, Rochester, N. Y.
CIRCLE NO. 9 ON READER SERVICE PAGE

FULLY EQUIPPED FOR
IMMEDIATE OPERATION
ON ALL **23** CHANNELS



reach
way out
with

the NEW
Cobra CAM-88



23-CHANNEL CB
mobile and base station
AM TRANSCEIVER

GREATER RANGE POWER with the exclusive new DYNA-BOOST circuit that intensifies speech signals and extends the signal range.

The new Cobra CAM-88 is rugged, handsome and field proven. Compare it, feature for feature, with other CB equipment and you'll be convinced that the Cobra CAM-88 is by far the best.

Outstanding Features

- Fully-Equipped for Immediate 23-channel Transmit and Receive
- Double Conversion Superheterodyne Receiver
- Transistorized 117V AC/12V DC Power Supply
- Speech Compression with Switch
- Delta-Tune Fine Tuning
- Squelch Control and Standby Switch
- Illuminated Dual-Purpose Meter
Power-in (Receive)-Power-out (Transmit)
- Modulation Indicator
- Detachable Press-to-talk Microphone
- Convertible to a Public Address Amplifier

Carefully engineered design makes the Cobra completely reliable and easy to operate. Completely self-contained. *No additional crystals needed.* \$21495

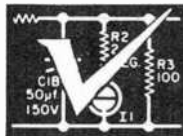
See your Distributor or Write for Bulletin 6P6

B & K MANUFACTURING CO.



DIVISION OF **DYNASCAN CORPORATION**
1801 W. BELLE PLAINE AVE. • CHICAGO, ILL. 60613

Export: Empire Exporters, 123 Grand St., New York 13, U.S.A. Also available in Canada.
CIRCLE NO. 4 ON READER SERVICE PAGE



**OPERATION
ASSIST**

Through this column we try to make it possible for readers needing information on outdated, obscure, and unusual radio-electronics gear to get help from other P.E. readers. Here's how it works: Check the list below. If you can help anyone with a schematic or other information, write him directly—he'll appreciate it. If you need help, send a postcard to Operation Assist, POPULAR ELECTRONICS, One Park Avenue, New York, N.Y. 10016. Give maker's name, model number, year of manufacture, bands covered, tubes used, etc. State specifically what you want, i.e., schematic, source for parts, etc. Be sure to print or type everything legibly, including your name and address. Because we get so many inquiries, none of them can be acknowledged. POPULAR ELECTRONICS reserves the right to publish only those items not available from normal sources.

McMurdo Silver Model 700 transmitter, circa 1950; tunes 144-240 MHz. Schematic needed. (A. Fukushima, 704 Casa Loma, 105 Ward Pkwy., Kansas City, Mo.)

Hammarlund receiver, surplus; tunes .54 to 54 MHz on 6 bands; has 20 tubes. Tech manual TM11/851 needed. **Motorola Model 401** car radio, ser. 43694, circa pre-war; has 7 tubes. Operating manual needed. (J. Penney, Box 713, Anchorage, Alaska 99501)

Philco Model 38-8 receiver, circa 1938; tunes AM from 5.5 MHz to 19.5 MHz; has 6 tubes. Schematic and parts list needed. (S. K. Clarke, 619 Jefferson Ave., Rahway, N.J. 07065)

BC-AN-229 receiver made by Western Electric; has 6 tubes. Schematic and power supply hookup connection diagram needed. (J. Grunden, Rt 2, Box 545, Yakima, Wash.)

Philco Model 620 receiver, ser. E27336; tunes BC and s.w.; has 6 tubes. Schematic needed. (Dale Davis, 4524 Ave. B. Austin, Tex. 78751)

RT-350 A/URC 14 walkie-talkie, made by Philharmonic. Schematic needed. (Neil Lewbel, 8130 88 St., Glendale, N.Y. 11227)

Philco Model 42-380 receiver, code 121; tunes BC and s.w.; has 8 tubes. Schematic needed. (Edward F. Yarnall, Jr., Box 174, Mildred, Pa. 18632)

Precision "Tube Master" Model 10-12. Schematic, operating manual, and roll chart MRCF2B needed. **Feller Electronic "Stethoscope" Model TS-3A** signal tracer. Schematic and operating manual needed. (Alvan P. Eddy, Box 111, Hampton, S. C. 29924)

AN/ART-13 transmitter, made by Collins Radio; tunes 2 to 18 MHz.; has 813 final and two 811 modulators. Maintenance manual needed. (Jim S. Horn, 519 Rainier Way, Issaquah, Wash. 98027)

Airline Model 04BR-907A receiver, circa 1940; tunes BC and s.w. Tuning dial scale, pointer, and 2 plastic push buttons needed. (Garnet W. Frank, Route 1, Potsdam, N.Y. 13676)

E. H. Scott Model SLR-H receiver, surplus, ser. 4611; covers 3 bands from 0.53 MHz to 15.6 MHz. Schematic needed. (John J. Hangac, 38 Alder St., Yonkers, N.Y. 10701)

Webster Model W945 amplifier, ser. 59789; has 13 tubes. Schematic and service manual needed. (Louis M. Giudice, 45 Heathcote Rd., Elmont, N.Y. 11003)

Philco Model 37-830 receiver, code 121; tunes from 540 to 22 MHz; has 6 tubes. Schematic needed. (Gary Luthardt, 3201 Sherman St., Marinette, Wis. 54143)


(Continued on page 88)

WELCOME ABOARD!

International's "FLYING SHOWROOM 66" will visit your area soon. Welcome aboard this fabulous electronic flying display.

During 1966, International's Martin 202 Flying Showroom will tour cities throughout the United States, bringing with it displays of International electronic equipment and products, plus a technical staff available for consultation. ■ A space age electronic show for Citizens Radio dealers and users, Amateur Radio operators, users of commercial 2-way radio, manufacturers requiring special electronic products, radio experimenters and hobbyists. ■ If you are a manufacturer, radio equipment dealer, Amateur or Citizens Radio Club, or other interested groups, we will attempt to schedule a specific time and date to visit your area. Watch for announcement or write International Crystal Manufacturing Co., Inc. for details.

Discuss your technical and engineering requirements with International's staff. See how International electronic products can work for you.



6 HEATHKIT® Values . . . See

**NOW AVAILABLE FOR IMMEDIATE DELIVERY...
HEATHKIT 21" COLOR TV!**



**THE ONLY 21" COLOR TV
YOU CAN INSTALL 3 WAYS!**

1. In a wall
2. In your own cabinet
3. In either Heath optional
factory-assembled cabinet*



Kit GR-53A
\$375⁰⁰
(less cabinet)

COMPARE THESE FEATURES!

- "Rare-earth" 21" color tube for brighter colors
- 24,000 volt regulated picture power • Tunes channels 2-83 • Automatic color control & gated automatic gain control for steady, "jitter-free" pictures • Deluxe "turret-type" tuners with "push-to-fine-tune" that "remembers" so you don't have to readjust each time you return to a channel • All critical assemblies prebuilt, aligned & tested . . . just 3 simple circuit boards to wire . . . requires no special skills or knowledge • 1-year warranty on picture tube, 90 days on all other parts

No Need To Wait . . . Enjoy "True-To-Life" Color TV Now! Until recently, this unique color TV kit has been on a reservation basis due to the nationwide shortage of color tubes. Now we have them in stock and can fill your order immediately.

The Only 21" Color TV You Can Align & Maintain . . . eliminates costly TV service calls for simple color picture adjustments and minor repairs. Exclusive built-in self-servicing facilities coupled with simple-to-follow instructions and detailed color photos show you exactly what to do and how to do it. You become the expert! Results? Clean, true-to-life color pictures day in and day out.

From Parts To Pictures In Just 25 Hours! As easy to build as an audio amplifier. And you enjoy the savings (quality compares to sets costing up to \$200 more). You even set-up and converge the picture . . . another cost-saver! Easy credit terms available, too. Use the coupon to order now!

Kit GR-53A, 125 lbs., all parts except cabinet, for wall or custom cab. mounting. \$375.00
 GRA-53-7, 82 lbs., deluxe walnut cab. (illust.). . . \$108.00
 GRA-53-6, 51 lbs., economy walnut-finished cabinet \$46.50



23-CHANNEL 5-WATT SOLID-STATE CB TRANSCEIVER

Kit GW-14
\$89⁹⁵

Assembled GWW-14
\$124⁹⁵


23 crystal-controlled transmit & receive channels for the utmost reliability. Low battery drain . . . 0.75 A transmit, 0.12 A receive. Only 2 7/8" H. x 7" W x 10 1/2" D . . . ideal for car, boat, any 12 v. neg. gnd. use. "S" meter, adjustable squelch, ANL, built-in speaker, PTT mike, aluminum cabinet. 8 lbs.
 Kit GWA-14-1, 5 lbs., optional AC power supply for base-station operation \$14.95
 GWA-14-2, 1 lb., 23-Channel Crystal Pack (46 crystals) . . . reg. \$137.50 value. only \$79.95
 Kit GWA-14-4, 3 lbs. . . 6 to 12 v. DC converter for GW-14 \$14.95
 CB crystals only \$1.99 with any Heathkit CB Transceiver order.

The Other 244 In FREE Catalog!

Deluxe All-Transistor, 10-Band Shortwave Portable!

10 bands tune longwave, standard AM, FM and 2-22.5 mc shortwave. 16 transistors, 6 diodes, and 44 factory-built & aligned RF circuits. Separate FM tuner & IF strip same as used in deluxe Heathkit FM tuners. Two built-in antennas, 4" x 6" speaker, battery-saver switch. Operates anywhere on 7 flashlight batteries, or on 117 v. AC with optional charger/converter GRA-43-1 @ \$6.95. Assembles in 10 hours. 17 lbs.

Kit GR-43
\$159⁹⁵

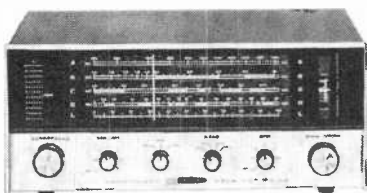


Kit GR-54
\$84⁹⁵

New Deluxe Shortwave Radio!

Compare it to sets costing \$150 and more! 5 bands cover 200-400 kc, AM, and 2-30 mc. Tuned RF stage, crystal filter for greater selectivity, 2 detectors for AM and SSB, tuning meter, band-spread tuning, code practice monitor, automatic noise limiter, automatic volume control, antenna trimmer, built-in 4" x 6" speaker, headphone jack, gray metal cab., free SWL antenna. 25 lbs.


Low Cost Shortwave Radio!



Kit GR-64
\$37⁵⁰

Covers 550 kc to 30 mc—includes AM plus 3 shortwave bands. 5" speaker; bandspread tuning; signal strength indicator; 7" slide-rule dial; BFO; 4-tube circuit plus 2 rectifiers; noise limiter; external antenna connectors; Q-multiplier input; gray aluminum cabinet; AM antenna. 15 lbs.

New "Q" Multiplier!



Kit GD-125
\$14⁹⁵

Use with matching GR-64 (opposite) or similar SWL receivers with IF circuits from 450-460 kc. Creates extra-sharp selectivity through an efficient "Q" of 4000 and provides a notch for adjacent signal attenuation. Includes built-in power supply. Charcoal cabinet gray front panel. 3 lbs.

FREE 1966 Catalog!



Describes these and over 250 easy-to-build Heathkits... save up to 50%. Mail coupon or write Heath Company, Benton Harbor, Michigan 49022 for your FREE copy.



HEATH COMPANY, DEPT 10-6
Benton Harbor, Michigan 49022

Enclosed is \$_____ plus shipping.

Please send model(s). _____

Please send FREE 1966 Heathkit Catalog. _____

Name _____

Address _____

City _____ State _____ Zip _____

Prices & Specifications subject to change without notice.

CL-240

NEW

PACE I

SOLID STATE CB RADIO

only \$129⁰⁰



more talk power per dollar

3.5 watt output. This new solid state 6-channel mobile CB transceiver delivers the most talk power you can get from a 5-watt transmitter—3.5 watts at 100% modulation.

Unique double conversion receiver—delivers outstanding mobile performance. Noise-limiting feature provides excellent reception of even weak, distant signals.

All silicon transistor design, plus lifetime guaranteed glass-fiber circuit boards, combine to offer unmatched reliability, minimum current drain, and smallest possible size.

Write for Bulletin Pace I, and the name of your nearest Pace dealer.

From the makers of the famous PACE 5000

((P)) PACE

COMMUNICATIONS CORP.

24049 Frampton Ave., Harbor City, Calif. 90710
Telephone (213) 325-8444

CIRCLE NO. 43 ON READER SERVICE PAGE

ELECTRONICS LIBRARY

TRANSISTOR ETCHED-CIRCUIT PROJECTS

by James Kyle

The experimenter/hobbyist who doesn't try building his own printed circuit board projects is missing a lot of fun. In this book, Jim Kyle has assembled the plans for some 30 different projects—all on printed circuit cards—some unbelievably simple, some moderately complex, but all of them interesting. A noteworthy feature of the volume can be found in the last eight pages, which are really overlays to assist in the etching of your own boards.

Published by Howard W. Sams & Co., Inc.,
4300 W. 62 St., Indianapolis, Ind. 46206.
Soft cover. 152 pages. \$2.95.



RADAR—PRINCIPLES AND PRACTICES

by F. Jonathan Mivec

Many electronic technicians are reluctant to attempt the repair or adjustment of radar circuits because they can't help feeling that such circuits are too complex for them. This volume was prepared to acquaint the average technician with the basic circuits used in radar and to explain their operation in simple terms. It is surprising how much similarity there is between many of these circuits and the circuits usually found in TV sets, test equipment, etc. Liberally illustrated.

Published by Techpress, Inc., Brownsburg,
Ind. 46112. Soft cover. 260 pages. \$4.95.



DICTIONARY OF ELECTRONICS

by Harley Carter

If you don't believe that electronics has developed a language of its own, take a look at this dictionary. Thousands of definitions have been worked into this British publication—definitions ranging from the simplest and most commonly used expressions to Dyads, Lenard Rays, and Schottky Effects.

Published by Hart Publishing Co., Inc., 510
Sixth Ave., New York, N.Y. 10011. Soft
cover. 410 pages. \$2.65.


(Continued on page 32)

FINCO

COLOR-VE-LOG ANTENNAS

FOR UHF, VHF, FM RECEPTION

ALL-BAND UHF-VHF-FM ANTENNA




FINCO
Model UVF-24
\$59.95 list

The one antenna that does the work of 3! Gives startlingly clear black and white pictures and beautiful color on both UHF and VHF television channels — plus the finest in stereophonic and monophonic sound reproduction.

FINCO Model UVF-18 — \$42.50 list
FINCO Model UVF-16 — \$30.50 list
FINCO Model UVF-10 — \$18.50 list

SWEPT-ELEMENT VHF-FM ANTENNA



FINCO
Model VL-10
\$34.95 list

FINCO's Color Ve-Log challenges all competition! Its swept-element design assures the finest in brilliant color and sharply defined black and white television reception — as well as superb FM monaural and stereo quality

FINCO Model VL-18 — \$54.50 list
FINCO Model VL-15 — \$46.95 list
FINCO Model VL-7 — \$23.95 list
FINCO Model VL-5 — \$16.95 list

Featuring FINCO's exclusive Gold Corodizing

FINCO COLOR-VE-LOG

Prices and specifications subject to change without notice

THE FINNEY COMPANY • 34 W. Interstate Street • Bedford, Ohio

Write for beautiful color brochures Number 20-322, and 20-307, Dept. PE

LIBRARY (Continued from page 30)

KNOW YOUR SIGNAL GENERATORS

by Robert G. Middleton

Signal generators are among the most versatile and frequently used pieces of test equipment. In this book, you will find explanations of generator circuits and details on some of the more basic applications. Bob Middleton tells you how to calibrate the various bands, analyzes common troubles, and gives practical tips on keeping a generator in top operating condition. The book is intended for the beginner as well as for the old-timer who wants to know what makes the newer type of generators "tick." However, it is assumed that the reader has a basic working knowledge of electronics.

Published by Howard W. Sams & Co., Inc., 4300 W. 62 St., Indianapolis, Ind. 46206. Soft cover. 144 pages. \$2.50.



SEMICONDUCTOR CIRCUITS HANDBOOK, Volume II

Over 50 simple manufacturers' circuits—power supplies and regulators, power con-

verters, logic circuits, and nonlinear circuits—are presented here. Each circuit is fully explained for ease of construction, and all components used are readily available. Portions of this book were reprinted from the U. S. Department of Defense MIL-HDBK-215.

Published by Techpress, Inc., Brownsburg, Ind. 46112. Soft cover. 128 pages. \$1.95.



PRACTICAL TRANSISTOR SERVICING, Second Edition

by William C. Caldwell

This book tells you how transistors work and how to isolate troubles in all types of transistor radios—including auto radios. It also tells you how to service all types of transistorized equipment (now including FM sets) better and faster by using pre-tested procedures. Circuit components and their functions are discussed, as are the causes of improper voltages, and the testing of transistors. Actual case histories are given.

Published by Howard W. Sams & Co., Inc., 4300 W. 62 St., Indianapolis, Ind. 46206. Soft cover. 192 pages. \$2.95.


BIG NEWS

IN A SMALL PACKAGE!

ALL SOLID STATE

CB TWO-WAY RADIO

Companion III



**SIX
FIXED
CHANNELS
PLUS
P. A.**

New "TOUCH-TAP" TUNING

for instant channel selection. Push the button and channel changes automatically. Solid state—lowest power drain.

- OUTSTANDING FEATURES:** "Touch-tap" tuning
- Electronic switching • Compact size and front panel speaker permits dash mounting where no other radio can fit (Dim: 2 1/4" H. x 8 1/2" W. x 6 3/8" D.—Wt. 3 lbs.)
 - Push-pull audio • L-C filter • 2 RF stages in receiver
 - Modern design—heavy chrome plate front panel

\$139.90



Pearce-Simpson, Inc.
P. O. Box 800—
Biscayne Annex,
Miami, Florida 33152

Please send full information and model specifications.

Name.....

Address.....


City..... State.....

PEARCE-SIMPSON, INC.
MIAMI, FLORIDA

CIRCLE NO. 26 ON READER SERVICE PAGE

POPULAR ELECTRONICS

spring
edition



Now Available—The all-new Spring 1966 Edition of ELECTRONIC EXPERIMENTER'S HANDBOOK! Another big package of over 30 fascinating do-it-yourself construction projects for:

Amateur Radio
Photography
Test Equipment

Automotive Electronics
HiFi/Stereo & Audio
Short-Wave Listening

You'll build such valuable units as... a super photo flash... a simple auto light minder... a transistor FM multiplexer... compact BCB DX antennas... an electric fence charger... and a self-regulating lighting controller.

Each has complete, easy-to-follow schematics, parts lists and how-to instructions that guarantee you perfect finished products! Plus—dozens of professional pointers, tips and techniques to increase your electronics skills and proficiency.

In all, more than 148 pages of challenging projects that will deliver hour after hour of sheer fun... and provide you with economically-built, useful items (to keep, or sell for a profit) after you've finished.

Make sure you receive your copy of this valuable handbook. Fill in the coupon and mail it today! **\$1.25**



**A DELUXE, GOLD-EMBOSSD
LEATHERFLEX-BOUND EDITION**
... just \$3.00 postpaid

This deluxe edition is a permanent, handsomely-bound collector's item that belongs in your electronics library! Check appropriate box on coupon.

ZIFF-DAVIS SERVICE DIVISION, Dept. EEH
589 Broadway, New York, N.Y. 10012

COUNT ME IN... for a copy of the Spring 1966 ELECTRONIC EXPERIMENTER'S HANDBOOK as I've indicated:

- \$1.25 enclosed**, plus 15¢ for shipping and handling. Send me the regular edition. (\$1.50 for orders outside U.S.A.)
- \$3.00 enclosed**. Send me the Deluxe Leatherflex-Bound edition, postpaid. (\$3.75 for orders outside U.S.A.) Allow three additional weeks for delivery.

name _____ please print PE-66

address _____

city _____ state _____ zip code _____

PAYMENT MUST BE ENCLOSED WITH ORDER.

In today's electronics boom, the demand for men with technical education is far greater than the supply of graduate engineers. Thousands of real engineering jobs are being filled by men without engineering degrees—provided they are thoroughly trained in basic electronic theory and modern application. The pay is good, the future is bright...and the training can now be acquired at home—on your own time.

How to become a “Non-Degree Engineer”



The electronics boom has created a new breed of professional man—the non-degree engineer. Depending on the branch of electronics he's in, he may "ride herd" over a flock of computers, run a powerful TV transmitter, supervise a service or maintenance department, or work side by side with distinguished scientists on a new discovery.

But you do need to know more than soldering connections, testing circuits and replacing components. You need to really know the fundamentals of electronics.

How can you pick up this necessary knowledge? Many of today's non-degree engineers learned their electronics at home. In fact, some authorities feel that a home study course is the best way. *Popular Electronics* said:

"By its very nature, home study develops your ability to analyze and extract information as well as to strengthen your sense of responsibility and initiative."

Cleveland Method Makes It Easy

If you decide to advance your career through home study, it's best to pick a school that specializes in the home study method. Electronics is complicated enough without trying to learn it from texts and lessons that were designed for the classroom instead of the home.

The Cleveland Institute concentrates on home study exclusively. Over the last 30 years it has devel-

oped techniques that make learning at home easy, even if you once had trouble studying. Your instructor gives the lessons and questions you send in his undivided personal attention—it's like being the only student in his "class." He not only grades your work, he analyzes it. And he mails back his corrections and comments the same day he gets your lessons, so you read his notations while everything is still fresh in your mind.

Students who have taken other courses often comment on how much more they learn from CIE. Says Mark E. Newland of Santa Maria, Calif.:

"Of 11 different correspondence courses I've taken, CIE's was the best prepared, most interesting, and easiest to understand. I passed my 1st Class FCC exam after completing my course, and have increased my earnings by \$120 a month."

Always Up-to-Date

Because of rapid developments in electronics, CIE courses are constantly being revised. This year's courses include up-to-the-minute lessons in Microminiaturization, Laser Theory and Application, Suppressed Carrier Modulation, Single Sideband Techniques, Logical Troubleshooting, Boolean Algebra, Pulse Theory, Timebase Generators...and many more.

CIE Assures You an FCC License

The Cleveland method of training is so successful that better than 9 out

of 10 CIE men who take the FCC exam pass it—and on their first try. This is despite the fact that, among non-CIE men, 2 out of every 3 who take the exam fail! That's why CIE can promise in writing to refund your tuition in full if you complete one of its FCC courses and fail to pass the licensing exam.

This Book Can Help You

Thousands who are advancing their electronics careers started by reading our famous book, "How To Succeed in Electronics." It tells of many non-degree engineering jobs and other electronics careers open to men with the proper training. And it tells which courses of study best prepare you for the work you want.

If you would like to cash in on the electronics boom, let us send you this 40-page book free.

Just fill out and mail the attached card. Or, if the card is missing, write to:

CIE Cleveland Institute of Electronics

1776 E. 17th St., Dept. PE-41
Cleveland, Ohio 44114

Accredited Member National Home Study Council

VETERANS

If you had active duty in any branch of the Armed Forces after January 31, 1955, you may be entitled to Government-paid tuition for any CIE course.




The Messenger is Ageless



Year after year, the reliability built into Johnson Messengers keep them on the air long after other units have departed.

Whether it's a compact hand-held Personal Messenger; a portable field pack unit with rechargeable batteries; a popular priced tube-type or solid state transceiver; the new Messenger 350 single sideband unit; or one of the many Johnson accessories, Johnson's quality and reliability will insure your equipment will enjoy a long and healthy life.

Look to Johnson for the most versatile, most reliable two-way radio equipment and accessories available today! FCC type accepted. Prices as low as \$99.95.



MESSENGER

A best seller for years. Five crystal controlled channels. For 115 Volts AC and either 6 or 12 Volts DC.

Now only \$99.95 NET



MESSENGER TWO

Ten channels and tunable receiver. Full 5-watt input. For 115 Volts AC and either 6 or 12 Volts DC.

Now only \$149.95 NET



MESSENGER III

Use it base, mobile or portable! All solid-state design throughout. For 12 Volts DC. Accessory 115 Volt AC power supply available.

Now only \$189.95 NET



WRITE TODAY for free literature.

E. F. JOHNSON COMPANY

2537 10th Ave. S.W. • Waseca, Minn. 56093

CIRCLE NO. 19 ON READER SERVICE PAGE

BREAKTHROUGH! SOLID-STATE CAR VOLTAGE REGULATOR

With no springs to adjust, and no relay contacts to erode, wear, or stick, the solid-state voltage regulator with all-electronic switching is an ideal replacement for the older electromechanical units

By BRIAN C. SNOW


Engineering Development Services
Delco Radio Division
General Motors Corporation

COVER STORY

EVER HEARD of a regulator that's designed to outlast your car—even if it's a Cadillac? Maybe you haven't because the concept is new—so new, in fact, that you can't even buy this regulator from your dealer . . . yet. But you can make one—an all-electronic device with no moving parts—for about \$15.

This new solid-state design for 12-volt, negative-ground, generator-equipped cars does away with constant regulator failures that cause your generator to burn out prematurely, or your battery to keep on discharging. It prevents excessive charging or failure of the generator to charge due to regulator contacts that pit, stick, or oxidize. Voltage and current regulation are accomplished quietly, electronically!

Conventional Regulator. To understand how a solid-state (electronic) regulator works, you must first understand how the ordinary current and voltage regulator (Fig. 1) works. The regulator con-

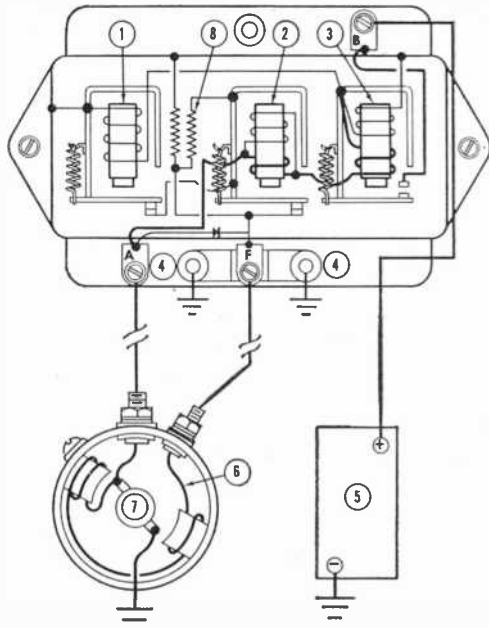


tains a circuit breaker (cutout) relay, a current regulator relay, and a voltage regulator relay. The circuit breaker relay acts like an automatic switch between the generator and the battery. It closes the charging circuit when the generator is charging, and opens it when the generator is *not* charging, i.e., when the engine is just idling or not running at all. Thus, the battery is prevented from discharging through the generator during these periods.

The purpose of the current regulator is to limit the generator output current to a predetermined maximum level—nominally, 30 amperes. When this limit is reached, the relay picks up, removing the short across the resistance. And since this resistance is in series with the generator field coil, the field current is reduced, thereby reducing the generator output.

The reduced current causes the relay to drop out, shorting out the resistance once more, and causing the current to

Editor's Note: If the unit above and the one on the cover look different—they are. The cover photo was taken of a prototype. The proof-tested version is shown and described in this article.



- LEGEND**
- | | |
|---------------------------------|------------------------|
| 1 Voltage regulator coil | 5 Car battery |
| 2 Current regulator coil | 6 Generator field lead |
| 3 Circuit breaker (cutout) coil | 7 Generator armature |
| 4 Grounding screws | 8 Resistor |

Fig. 1. Conventional regulators employ two relays to achieve voltage and current regulation. A third relay acts as a circuit breaker to keep the battery from discharging through the generator field coil.

rise again. These changes occur so rapidly that the relay contacts open and close at a high frequency rate (about 200 times per second), thereby holding the output fairly constant.

The voltage regulator acts to hold the voltage of the car's electrical system constant within close limits. When the generator voltage rises to a predetermined value (approximately 15 volts), the voltage relay contacts open and close at a rapid rate, cutting a resistor in and out of the field circuit to limit the generator output.

The disadvantages of this electromechanical device are immediately apparent. Contact erosion and wear introduce resistance into the circuit. Metal fatigue of springs causes voltage and current sensing levels to change. These combinations of changing relay characteristics cause erratic relay operation that can be directly attributed to failure of the regulator to limit voltage and currents to acceptable levels.

Solid-State Regulator. In the solid-state regulator (Fig. 2), diode *D1* acts as the circuit breaker. When the generator output is low, or non-existent, the cathode of *D1* is reverse-biased by the car battery voltage, and no current can flow through the generator circuit to discharge the battery. But when the generator is charging, its output overcomes the reverse bias and *D1* conducts to charge the battery.

The generator field is excited by the output of *Q3*, whose base is biased "on" by the voltage divider consisting of *R7*, *R8*, and *R9*. Diode *D4* provides reverse bias to *Q3*, allowing it to operate at a much higher temperature. Diode *D2*

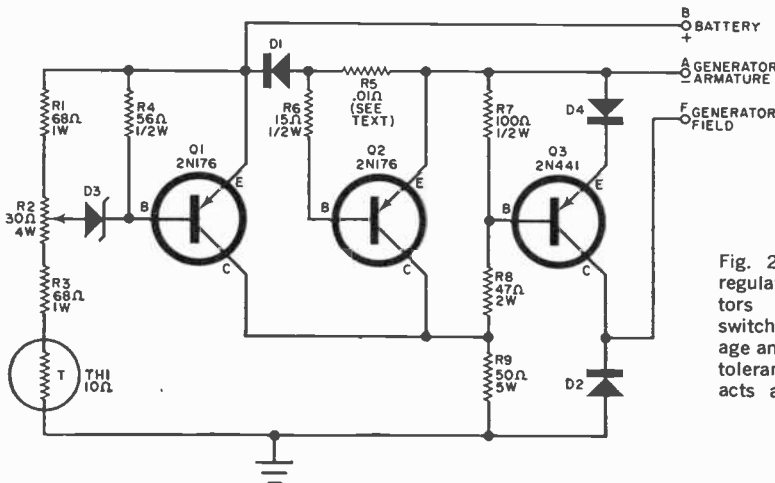


Fig. 2. In this solid-state regulator circuit, transistors perform automatic switching to regulate voltage and current within close tolerances. A diode (*D1*) acts as a circuit breaker.

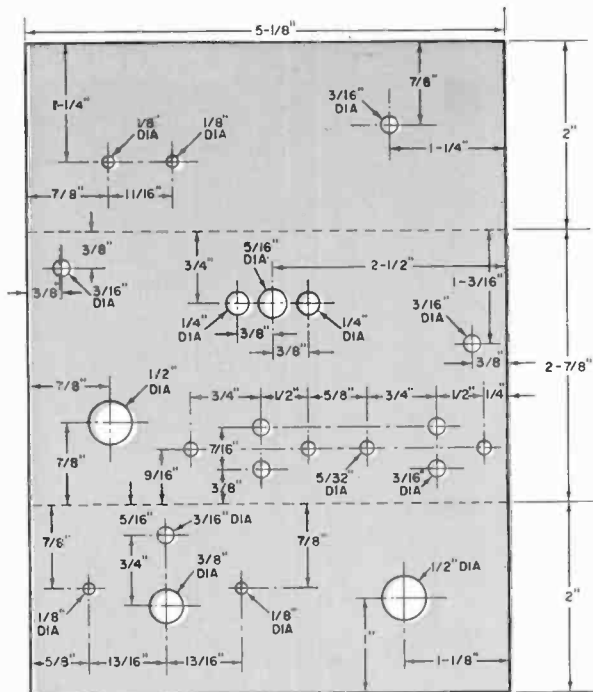



Fig. 3. The layout of the author's design provides proper spacing of mounting dimensions to give finished product good appearance and balance, while providing greater ease during wiring and assembly.

prevents any voltage spikes produced by the inductive field from damaging $Q3$.

Transistor $Q2$, which is normally biased "off," acts as the current regulator. When the generator output tends to rise above the established 30-ampere limit, the drop produced across $R5$ causes base current to flow. As $Q2$ conducts, the drop across $R8$ is increased, and $Q3$'s collector current is reduced; this, in turn, reduces the field current to limit the generator output.

Potentiometer $R2$ is adjusted to obtain the desired generator output. When the generator output tends to exceed this limit, as in the case of high-speed driving, the thermistor resistance goes down because of increased power dissipation; as a result, a greater voltage is developed across $R2$. This causes $D3$ to




Remove the regulator cover and punch out four holes along the rim of the chassis. Then put the chassis aside temporarily. To mount unit, drill four holes in cover and install horizontally in the desired location. Now insert the chassis in the cover with connecting cable pointing downward, and secure with four #6 x 1/4" long self-tapping screws.

break down and fire, placing a forward-biasing voltage on $Q1$'s base.

As $Q1$ conducts, the drop across $R8$ again reduces the forward bias on $Q3$, reducing its output just enough to once again readjust the generator output. Because this action occurs at a very rapid rate, the generator output is maintained within the required limits.

Construction. The author suggests that you use a 5 1/4" x 3" x 2 1/8" Minibox to house the regulator. Layout and mounting dimensions are given in Fig. 3. After



Although the Minibox enclosure measures a scant 5 1/4" x 3" x 2 1/8", it provides ample room for mounting all of the components without overcrowding. The coil you see on the right-hand side of the chassis is $R5$, which has a d.c. resistance of only 0.01 ohm.

PARTS LIST

- D1—1N1183A diode, 40 amperes, 50 PIV
 D2, D4—1N7612 diode, 5 amperes, 50 PIV
 D3—1N754 sewer diode, 6.8 volts, 400 mw.
 O1, O2—2N176 transistor
 Q3—2N441 transistor
 R1, R3—68-ohm, 1-watt resistor
 R2—30-ohm, 4-watt wirewound potentiometer
 R4—56-ohm, 1/2-watt resistor
 R5—0.01-ohm resistor (48" of #14 wire—see text)
 R6—15-ohm, 1/2-watt resistor
 R7—100-ohm, 1/2-watt resistor
 R8—47-ohm, 2-watt resistor
 R9—50-ohm, 5-watt resistor
 TH1—10-ohm thermistor (Fenwal NB1111)
 TS1—Single-lug terminal strip

- TS2—Two-lug terminal strip
 1—5 1/4" x 3" x 2 1/8" Minibox (Bud CU-2106A or equivalent)
 1—Heat sink for transistor Q3 (Delco Radio 7276040 or equivalent)
 1—Heat sink for diode D1 (Delco Radio 7281360 or equivalent)

Misc.—Transistor and diode mounting kits, #6 solder lugs (2), wire (15 feet of #10 rubber-covered, 1 foot of #20 hookup), solder, scrap aluminum, screws, nuts, 3-pin automotive-type connectors (1 set), 3/8" rubber grommet.

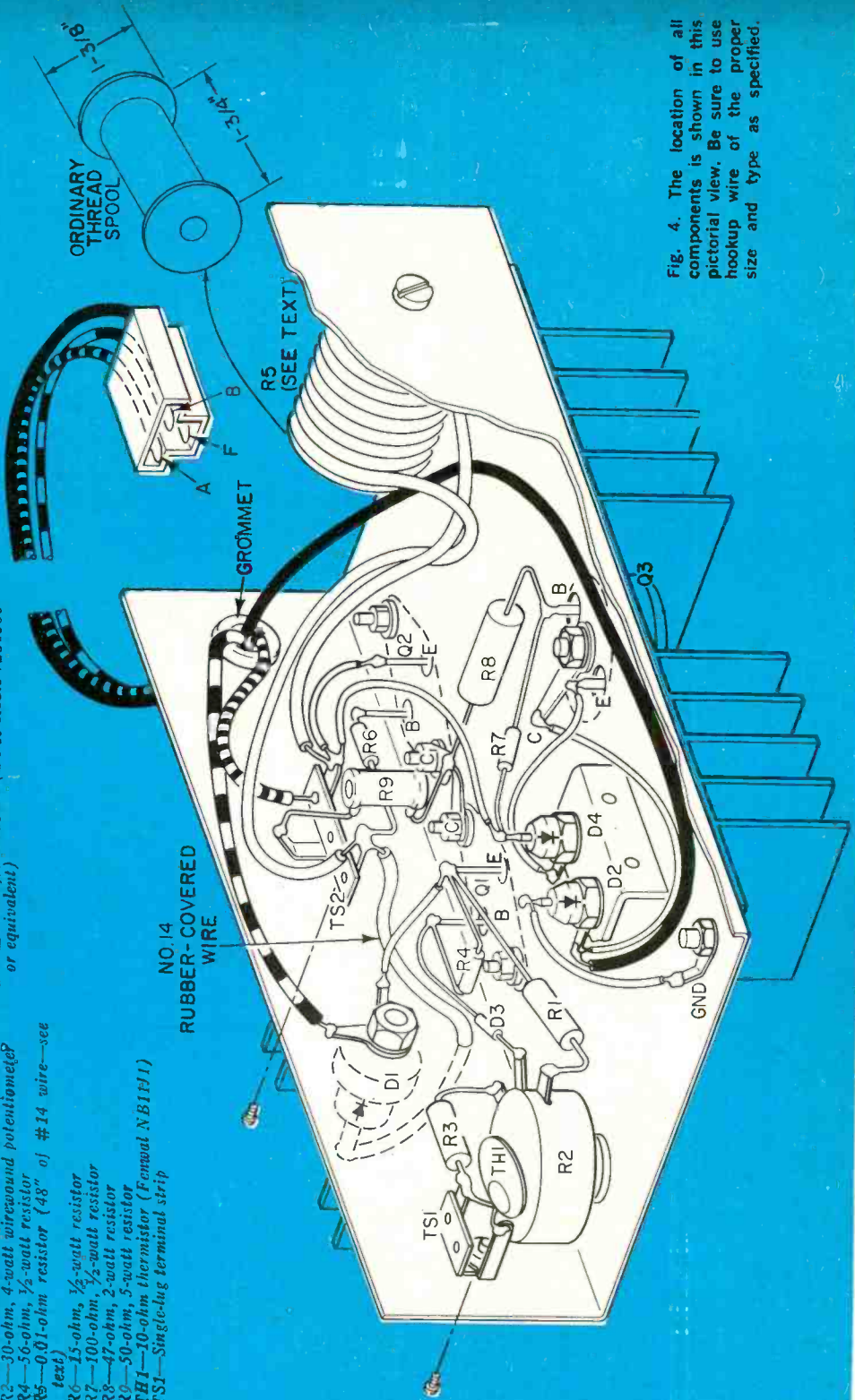


Fig. 4. The location of all components is shown in this pictorial view. Be sure to use hookup wire of the proper size and type as specified.

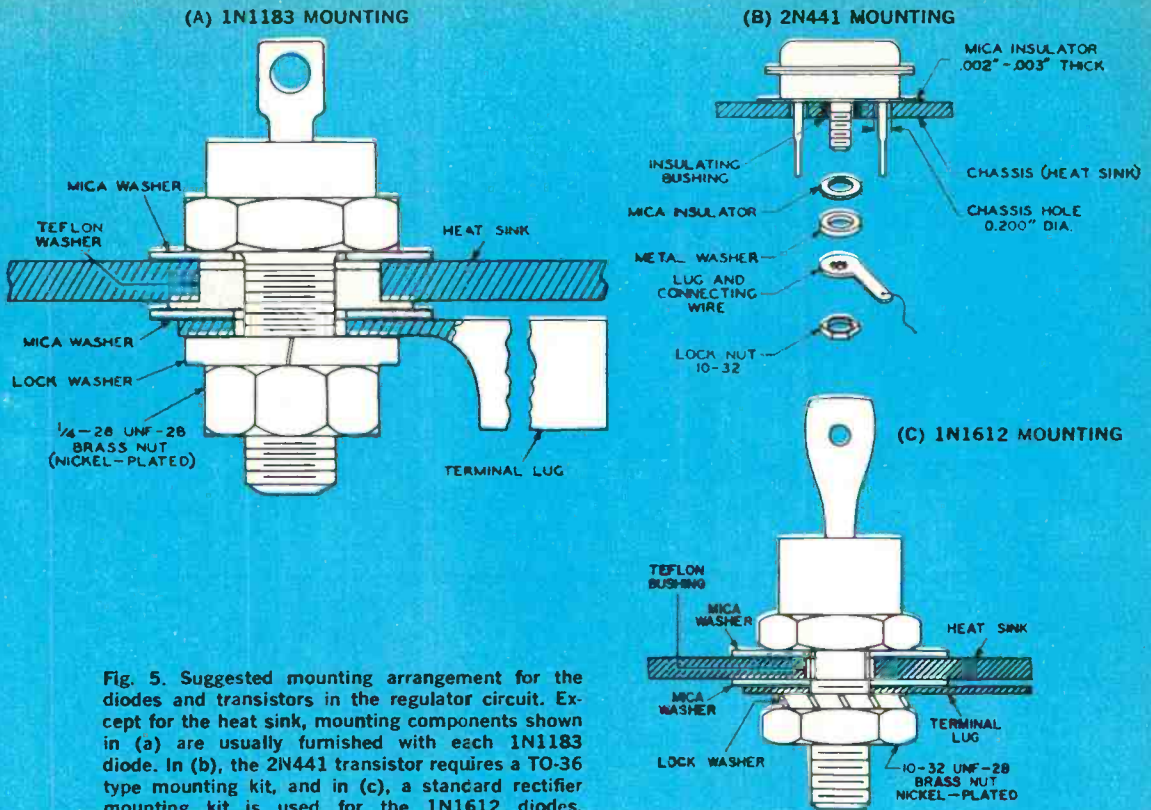


Fig. 5. Suggested mounting arrangement for the diodes and transistors in the regulator circuit. Except for the heat sink, mounting components shown in (a) are usually furnished with each 1N1183 diode. In (b), the 2N441 transistor requires a TO-36 type mounting kit, and in (c), a standard rectifier mounting kit is used for the 1N1612 diodes.

punching and deburring the chassis, you can proceed to assemble the regulator (see Fig. 4).

Mount *D1* on a heat sink following the mounting arrangement shown in Fig. 5(a). Apply a thin layer of silicon grease on all mica washers supplied with the mounting kits. Use the heat sink mounting hardware to secure *TS1* and *TS2* on the inside of the chassis, as shown in Fig. 4. Mount a #6 solder lug under the ground lug of *TS2*.

Mount the 2N441 transistor (*Q3*) on a heat sink following the mounting arrangement shown in Fig. 5(b). Mount the remaining two transistors (*Q1* and *Q2*) directly on the chassis at the locations shown in the photograph. Secure the L-shaped bracket on the inside back panel, and then install *D2* and *D4* on the bracket in accordance with Fig. 5(c).

You can now wire up the unit. Be sure to use #14 rubber-covered wire from the anode of *D1* to *TS2*. Except for the interconnecting harness, which is made from #10 color-coded wire, you can use

ordinary #20 solid or stranded hookup wire for all other connections.

To make up resistor *R5*, wind a 48" length of #14 rubber-covered wire evenly on a 1 3/8"-diameter by 1 3/4"-long thread spool. At a point approximately 1 1/2" from the wire ends, twist the leads together to prevent them from unraveling on the spool. Then mount the coil on the panel using an 8-32 x 2 1/4" screw with nut and flat washer.

Decide where you want to mount the regulator—anywhere under the hood, away from engine heat, will do—and prepare an appropriate length of #14 three-conductor color-coded wire, with a three-prong automotive-type connector at one end.

Insert a 3/8" rubber grommet at the location shown (Fig. 4) and run the free ends of the harness through the grommet to the indicated terminals. Solder all connections properly. Now recheck the entire circuit against the pictorial to make sure the wiring is complete, and that there are no shorts.

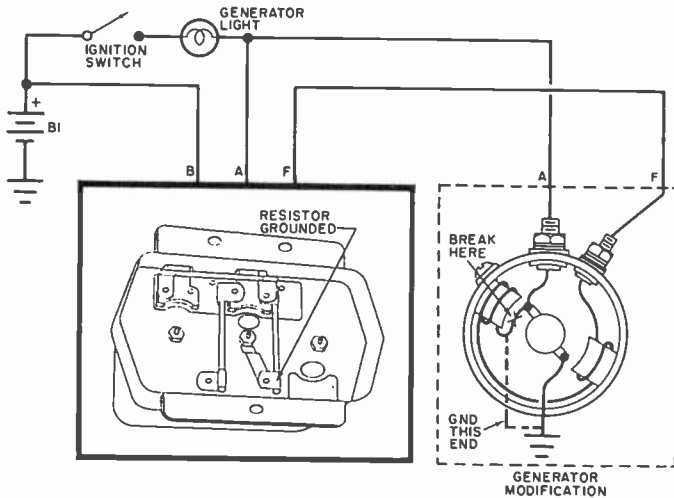


Fig. 6. On some Ford cars the regulator resistors are grounded as shown at left. If you have this type of regulator, you must modify the generator by disconnecting one end of the field from the armature at the point marked with an "X," and then ground the free end.

Modification. If you have a Ford car, remove the cover from the old regulator and examine the resistors inside the case to see if one side is grounded as shown in Fig. 6. If the resistors are not grounded, no changes are required.

But if the resistors are grounded, you'll have to modify the generator circuit slightly, as shown in the inset (Fig. 6). Remove the field (F) connection at the point indicated, and connect the ground side of the field directly to the engine or frame. Cars other than Fords do not require any modification.

Hookup. Refer to Fig. 7 and install a mating male connector at the ends of the wires previously removed from the old regulator. Be sure the *field*, *battery*, and *armature* wires are not reversed at the connector pins.

To protect the regulator from foul weather and eventual corrosion, apply two or three coats of clear lacquer on all

exposed surfaces. But before you apply the lacquer, check to make sure the regulator is properly grounded to its supporting frame.

Testing. After the regulator has been installed, measure the battery voltage with a voltmeter. It should measure about 12.5 volts. Then start the car and measure the voltage again. If the battery is close to being fully charged, the reading should rise to between 14.0 and 14.8 volts within a few minutes, and should remain within these limits at an ambient temperature of approximately 75°F. A substantially lower or higher temperature will result in a voltage difference of plus or minus a few tenths of a volt.

Depending on your area of the country, and the time of the year, you may require different standards. For example, at 50°F the reading should be be-
(Continued on page 92)

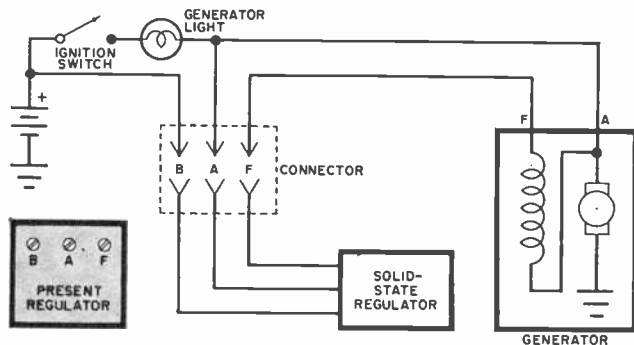


Fig. 7. When you remove the old regulator from your car, install a connector socket at the free ends of the battery (B), armature (A), and the field (F) wires to mate with the plug on the regulator.

HOW TO SPOT AND ELIMINATE MOBILE RADIO NOISE

*Suppress man-made noise
to increase the
effective range and readability*

By **ROBERT L. RUYLE**, WØFCH

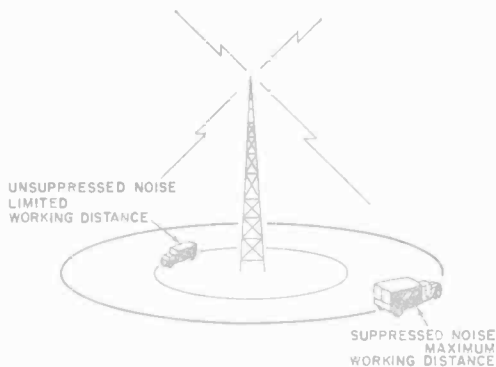
ELECTRICAL interference prevents clear reception and reduces the working range of mobile communications equipment. Efficient suppression of mobile radio interference can only come about when you identify the source and determine how it is getting into your radio.

The term "mobile" covers a wide range of vehicles: cars, trucks, trains, tractors, etc. Mobile radio installations are generally afflicted with noise from ignition systems, charging systems, switching circuits, moving metal parts, metal-to-metal contacts, and other electrical noises.

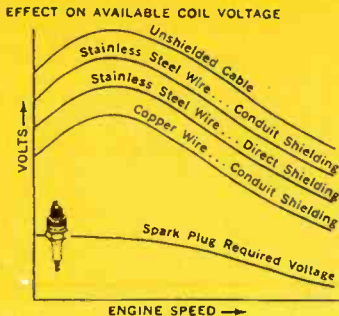
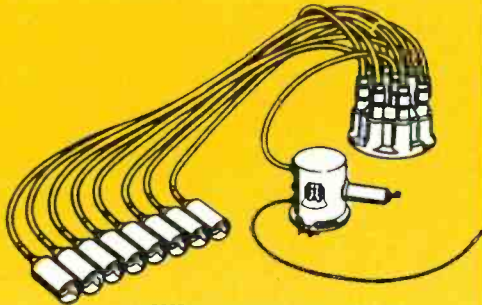
Each of these noise makers can be identified, and steps can be taken to suppress them.

Ignition System Noise. Ignition system noise usually originates from one or more of four places: spark plugs, wiring, distributor, and the ignition coil.

Spark plug interference is heard as a popping noise in the radio receiver which increases to a loud buzz as engine speed is increased. Use of a resistor-type spark plug is an effective way to suppress this kind of interference. The



Reception distance can be increased considerably by suppressing noise at the receiver—without increasing transmitter power or receiver sensitivity.



One of the drawbacks to engine noise suppression is loss of power. Just like dirt inside the distributor cap, shields over the spark plug cables do cause a certain amount of high voltage loss.


nearer the resistor to the spark gap, the more effective it is; the resistor tends to isolate the cable from the noise in the spark plug. The less noise in the cable, the less it radiates. Also, the high frequency part of the spark is "chopped off."

You can insert carbon-type suppression resistors in the ignition leads between the distributor cap and each spark plug or use suppressor-type cable in the wiring harness, but resistor-type spark plugs prove to be more effective and the easiest to troubleshoot when something goes wrong.

Distributor interference also causes popping, and its pitch also varies directly with engine speed. Check to see that the distributor cap and rotor are clean. The distributor cap and rotor should be replaced every 25,000 miles for best performance. After 25,000 miles, the inside of the distributor cap usually becomes impregnated with millions of tiny metallic particles.

To suppress the popping noise caused by the distributor, you can use a 10,000-ohm resistor or resistor-type cable between the distributor cap and the ignition coil. However, never use an external suppressor at the distributor cap center tower if the cap contains a molded-in resistor.

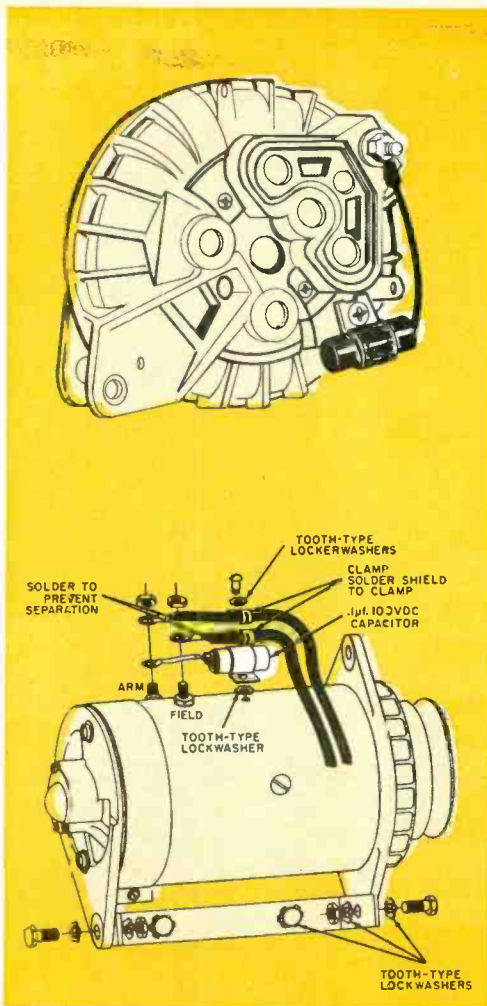
Wiring between spark plugs and dis-



Interference from the ignition coil can be bypassed to ground by inserting a 0.1- μ f. feedthrough capacitor between the coil and its battery lead, and a 0.2- μ f. bypass type on the points side of the coil.

tributor cap and between the distributor cap and ignition coil can radiate noise. A shielded ignition system offers the most effective suppression of ignition noise. For maximum voltage at the plugs, keep your high tension leads as short as possible. If shielding causes marginal engine performance, it may be necessary to install a higher output coil or a transistorized ignition system.

Ignition coil interference can be easily filtered by installing a 0.1- μ f. coaxial-type capacitor. Attach the capacitor to the supporting band of the ignition coil and mount it as close as possible to the



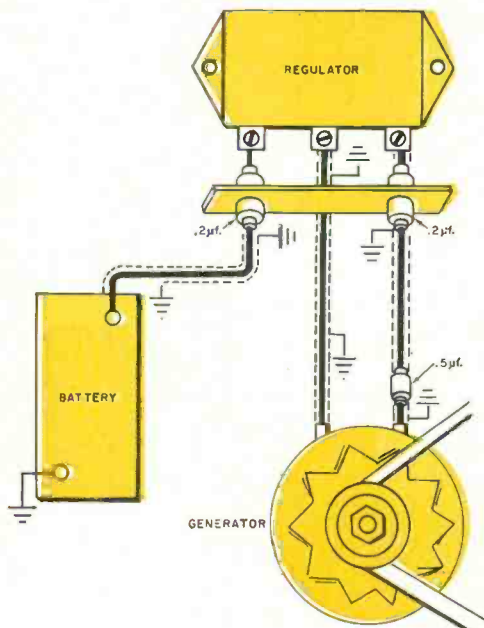
Alternators are usually equipped with a special filter to protect the rectifiers and to suppress radio noise. The generator's field terminal also requires a special filter. Do not use ordinary capacitors.

coil terminal. Disconnect the battery lead from the coil and connect it to the capacitor terminal. Connect the other terminal of the capacitor to the ignition coil using a short length of #10 copper wire. Also connect a 0.02-pf., 1000-volt, ceramic capacitor between the low voltage lug of the coaxial capacitor. Be sure to keep the leads as short as possible.

Generating System Noise. Noise from the generating system can usually be traced to alternators, generators, and voltage regulators.

Alternators generally do not create a noise interference problem; but when they do, it's hard to suppress the resulting noise. The trouble, heard as a whine, usually comes from static buildup on the internal alternator elements. The best remedy for this condition is to insert a coaxial feedthrough type capacitor in each alternator lead, between the alternator and the rectifier. Install a 0.5- μ f., 50-volt, 50-ampere rated capacitor.


Generators are common offenders;



Feedthrough capacitors and shielded cable can be used to suppress generator and regulator noise. If noise persists, a resistor-capacitor type filter can be attached to the regulator's field terminal.

often generator noise is blamed on the ignition system, but the telltale whine it produces should keep you from making a mistake. When looking for a means to quiet generator noise, be sure to install filters and capacitors in a proper manner, particularly around the generator's field terminal.

Voltage regulators cause an annoying interference when the relay contacts arc. The resultant popping noise in the receiver changes very little even when the engine speed is varied. You can relate this source of noise to ammeter movement while listening to the receiver.



Shields and bonding straps properly used are effective noise suppression devices. If not installed correctly, they can introduce new troubles. Mechanical and electrical connections must be well made.

If the noise occurs at the same time that the ammeter needle swings to charge or discharge, chances are that the trouble is in the regulator.

Here again, proper connection of a filter to the regulator is important. Do not install an ordinary capacitor on the field terminal of the generator or the regulator; it may eliminate the noise, but it can ruin the generator and the regulator in short order. Instead, use a special resistor-capacitor filter especially designed for this purpose.

Accessory Interference. Electric windshield wipers, blowers, tachometers, sensors for 'idiot' lights, and a host of other electrical gadgets are all potential noise makers.

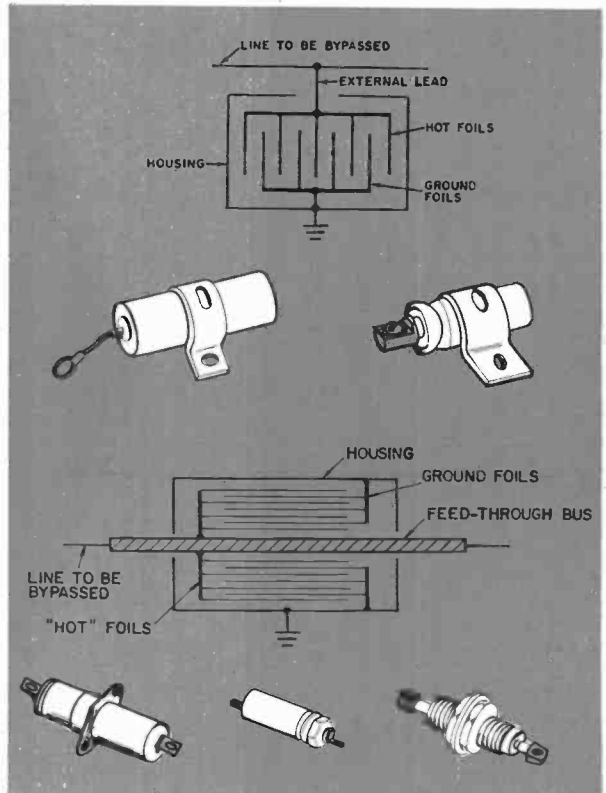
Accessory motors, such as the electric windshield wiper motor and blower motors for the heater and air conditioner, can usually be taken care of in short order by placing a 0.5- μ f. capacitor between the hot-lead terminal and ground. *Tachometers* can only be cured by using a good shielded wire from the engine pickup to the transmitter unit, and from

transmitter unit to the meter indicator.

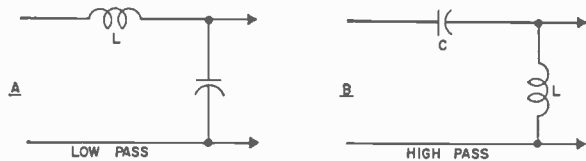
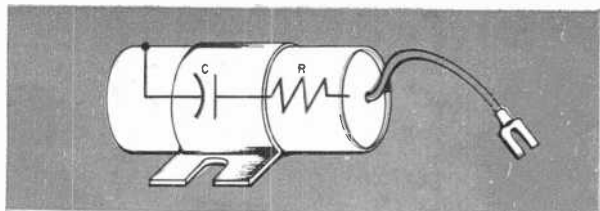
Idiot lights, particularly the one for oil pressure, are frequent offenders. These lights are turned on by sensors that are placed at different points on the engine. The sounds from the sensors can be recognized by a "clicking or hissing" sound in the receiver. Find the "noisy" sensor and install a 0.5- or 0.25- μ f. capacitor.

Instrument gauges such as the gas gauge can also cause a load of static, just like a noisy volume control. Use a 0.5- μ f. capacitor to bypass the noise from the instrument to ground.

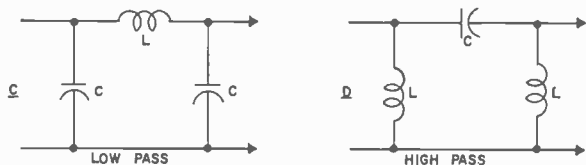
Metal-To-Metal Contact. The best way to eliminate noise from metal-to-metal contact is to electrically bond the two pieces of metal. To check all the joints in a car requires a long and tedious search. Some of the most common trouble spots will be found along the exhaust system, particularly the tailpipe, and be-



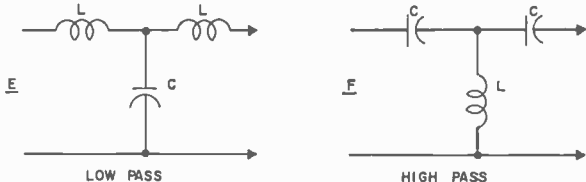
Bypass-type capacitors (top) are not required to handle line current, but have frequency limitations. Feedthrough capacitors (bottom) are better able to filter high frequencies, but must carry current.



L-TYPE FILTERS



π-TYPE FILTERS



T-TYPE FILTERS

Because some RC filter networks look like ordinary bypass capacitors, care must be exercised not to make improper substitutions. However, many different types of networks are used and are housed in containers about as large as voltage regulators.

tween engine and car body, hood and trunk deck and car body, air cleaner and engine, radio and car body, bumper and car body, and even between antenna elements.

The importance of good bonding cannot be overemphasized, because if you don't have a good electrical and mechanical connection, you may very well be creating—rather than reducing—your interference problem. Wide braided straps of copper wire make excellent bonds when properly secured mechanically on clean surfaces. Be sure to remove grease, paint or other coatings that will compromise a good electrical connection.

Don't overlook the little bonding clips between the hood and the car body. These little clips serve a purpose.

Static Discharge. If you hear a "rushing" noise when your car is traveling down the road, and the noise disappears when you apply the brakes, chances are that your car's wheels are building up static electricity. Check inside the outer wheel bearing dust cover on the front wheels to make sure that you have static springs installed and that they are in good condition.

You can also inject graphite powder into the tires. To do this, let the air out of the tires, remove the valve core, squirt graphite into the tire, re-install the valve core, and finally, re-inflate the tires.

Interference Suppression Devices. There are five basic components or devices used to suppress radio interference: capacitors, filters, resistors, shields, and bonds.

Capacitors are classified according to their internal configuration and their electrical properties. For noise suppression work, they are commonly referred to as either bypass or feedthrough types.

Bypass capacitors have been with us for a long time. Normally, the metal case of the bypass capacitor serves as the ground terminal, and is secured to the equipment by means of a wrap-around bracket. The live terminal is usually a single wire lead that is connected to the line to be cleared of interference. The short lead wire on this type of capacitor becomes resonant at about 10 MHz and therefore limits its effectiveness to frequencies below this value. Typical bypass capacitors range in size from 0.01 to 2 μ f.

PARTIAL LIST OF MANUFACTURERS

Your local distributor and mail-order houses can usually recommend and supply suitable radio noise suppression components and kits. Additional information can generally be obtained directly from the individual manufacturers.

Aerovox Corp., Distributor Div., 740 Belleville Ave., New Bedford, Mass.

Birnback Radio Co., Inc., 145 Hudson St., New York, N.Y.

Continental-Wirt Electronics Corp., 26 W. Queen La., Philadelphia, Pa.

Cornell-Dubilier Electronics, 50 Ave. "L", Newark, N.J.

Estes Engineering Co., 1639 W. 135th St., Gardena, Calif.

GC Electronics Co., Div. Textron Electronics, Inc., 400 S. Wyman St., Rockford, Ill.

Hallett Mfg. Co., 5910 Bowcroft St., Los Angeles, Calif.

E. F. Johnson Co., 2525 Tenth Ave., S.W., Waseca, Minn.

New-Tronics Corp., 3455 Vega, Cleveland, Ohio


Ohio Carbon Co., 12508 Berea Rd., Cleveland, Ohio

Philmore Mfg. Co., Inc., 130-01 Jamaica Ave., Richmond Hill, N.Y.

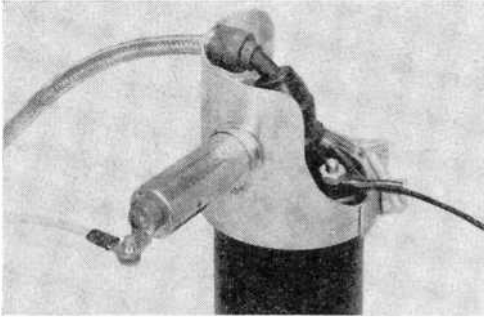
Herman H. Smith, Inc., 2326 Nostrand Ave., Brooklyn, N.Y.

Sonar Radio, 73 Wortman St., Brooklyn, N.Y.

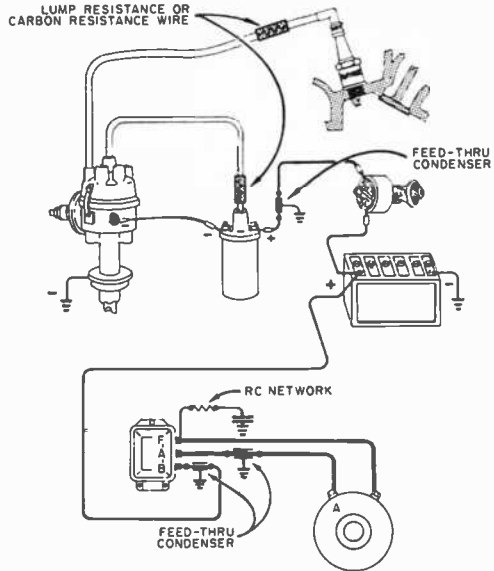
Sprague Electric Co., 91 Marshall St., N. Adams, Mass.



Resistive elements are used to suppress noise from spark producing circuits. This type of suppressor should be placed as close to the spark source as possible to reduce radiation.



Ultimate solution to ignition noise is shielding and filtering. While it may be more expensive to put everything under cover, there is less chance of losing engine power due to spark suppression.



What the well-dressed ignition and generating system will look like after a radio noise suppression treatment. To complete the job, you should connect a good ground strap between the engine and car body.

Feedthrough capacitors differ from bypass capacitors in that the line from which interference is to be cleared is brought through the center of the capacitor, eliminating the additional connecting lead. As a result, this type of capacitor has no upper frequency limitations, and should be used if possible.

Proper installation of capacitors is of great importance. Always keep lead length as short as possible, and be sure to fasten a capacitor securely to obtain a good electrical ground connection and to minimize loosening effects of vibration.

Filters combine the bypass action of capacitors and the reactance of inductors and resistors. Also available are some special types of filters which are tuned to act as low-pass or high-pass devices for use in very difficult situations.

Resistors are used in the spark-producing circuits. Carbon or composition resistive elements are generally enclosed in an insulated housing. External-type resistor-suppressors are normally designed for temperatures over 85° C, but internal types—as in spark plugs—can work under higher temperatures, up to 150° C.

Most resistors, whether external or internal, are in the 5000- to 10,000-ohm

range. Suppressor-type high-tension ignition cables have a resistive center conductor instead of wire—on the order of 4000 ohms per foot—but age, temperature, vibration and rough handling cause short life. When the resistance value exceeds 18,000 ohms per foot, the cable should be replaced.

Shields for radio interference are usually made from solid metal sheeting, wire mesh, or braided metallic wire.

Bonding is accomplished by electrically connecting two metallic surfaces to provide a continuous low-impedance path for spurious currents to flow from one to the other. Direct bonds (welds), jumper bonds (tinned copper braid straps), and special bonds (brushes, slip rings, etc.) are the three most common types of bonding methods used.

Corrosion is the number one enemy of a good bond. Where possible, moisture-proof all connections to make them more permanent.

—30—

The author acknowledges contributions to this article by Champion Spark Plug Co., P. O. Box 910, Toledo, Ohio, and Hallett Mfg. Co., 5910 Bowcroft St., Los Angeles, Calif. 90016. Champion's excellent booklet called "Giving Two-Way Radio Its Voice" and Hallett's booklet entitled "Nothing But Noise?"—which will answer most of your questions about a commercial noise suppression system—are available for the asking from these companies.

LOOK OUT! IT'S HOT!

By **CHRISTOPHER SHERIDAN**
Associate Editor

*Our basement technician
says to treat
electricity with
the respect it deserves*

RINGING Ziggy Carmichael's doorbell brought no response, as usual. I'll probably catch him in the basement, I thought, making my way in through a side door with a defective CB rig in tow. Ziggy ran a TV service from his home, and he spent much of his spare time with our local CB club members, fixing their gear and sometimes giving lectures. He was president of the club and, as far as most members were concerned, the best repairman around—in spite of the fact that he charged club members little or nothing for his services.

Ziggy looked up as he heard me descend the stairs to his workshop. "How do you like this?" he asked, pointing to a shiny new CB transceiver sitting on the workbench.

"Is it yours?"

"No, it belongs to my father. He's got

the CB bug, but he doesn't like to build things, so I did it for him. . . . Be with you in a minute, soon as I finish checking it out," he said, noticing the CB rig cradled under my arm.

I watched as Ziggy probed around the new set with a VOM, poking in and around the controls and chassis. Then, seeing him reverse the unit's plug in the wall socket and start to probe again, my curiosity got the best of me and I asked him what he was looking for.

"Shock hazards," he replied. "It's a little safety check I make on all units leaving the shop. I'm making sure there are no potentially dangerous hot spots."

I glanced at the face of the small meter. "Doesn't register, or does that mean it's good? How does this thing work, anyway?"

"I'm using a 1000 ohms-per-volt a.c.


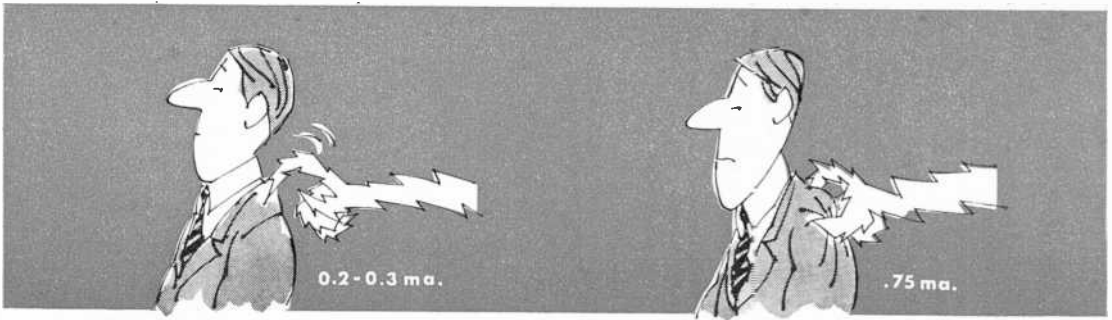


Illustration By Paul Coker



VOM shunted with a 1500-ohm, 10-watt resistor," he said, shifting his glance between the unit and meter. "One meter lead is tied to a good 'earth' ground, and with the other lead I probe the parts of the unit that are exposed to the operator. A meter reading of 7.5 volts or more indicates a potentially dangerous current leak existing between the unit and ground which needs fixing. The '7.5 volts' is based on the maximum allowable leakage current in the minimum safety requirements set up by the Underwriters Laboratory."

I couldn't help but grin, and Ziggy, noticing it, snapped out: "I know what you're thinking. I'm a worry wart and this is just a waste of time. But a little prevention goes a long way when you're playing around with electricity. Using this little gimmick can darn well save your life."

Ziggy was always in the habit of quoting facts when he wanted to get a point across. This time it was no different as he told me that this year, according to the National Safety Council, about 1000 people will lose their lives due to accidental electric shock. I was amazed, but I was even more surprised to learn that ordinary 117-volt house current was the biggest single cause of such fatalities.

"Once in a while I read of something happening to someone in the paper," I said, "but frankly, I'm probably like most people and just take electricity for granted."

"Don't take it for granted." By now his tone was pedantic. "Fact is, in electrical accidents, one out of 14 disabling injuries results in a fatality. That's a death rate two-and-one-half times the death rate of those injured in auto accidents. Food for thought, eh?"

Nodding my head in agreement, it oc-

curred to me that Ziggy taught electrical safety and resuscitation methods to interested groups—the Boy Scouts, for one. Here was an opportunity to bolster up my electric shock I.Q.

"Ziggy, while we're on the subject, let me ask you a few questions. How many volts are dangerous? What makes shock so hazardous when you're wet? What—"

"Hold it, one question at a time," Ziggy cut in. "But first, let's take a look at your CB rig. What's the problem?"

"Probably a bad filter capacitor—it's picked up a loud hum."


After trying the rig out, Ziggy agreed. "Getting back to your questions," he said, "if there's one rule to remember about electricity, it's that you should treat 75 volts as you would 750 volts. It doesn't take much of a shock to be lethal. In fact, as little as 25 volts at 70 ma. can be fatal. And under optimum conditions, 15 to 20 ma. will do the job if the current passes through the heart and the victim can't let go."

"Why can't the victim let go?" I asked, watching him take my set apart.

"The shock contracts the muscles and paralyzes the nerves of the victim. If a sufficiently large number of nerves are involved, sudden violent contractions of the muscles throw him away from the shock source."

Examining the 50- μ f. filter capacitor, Ziggy's face was practically buried in a maze of wires. "It doesn't look too bad for an old rig. We'll bridge it with another capacitor and see what happens. I have a couple of used ones around here somewhere. Ten will get you twenty you have a bad rectifier, too."

I made my way over to a small box hidden under his workbench where he kept his good used tubes and fished out



a 6X4—just in case he would have to replace the rectifier, too.

"Can't keep any secrets from you guys," Ziggy snorted. "You know just where to look."

"Call it experience. But let me ask you something else. How does shock affect the human body?"

"Most shock fatalities," he said resignedly, "involve the heart. You see, the heart generates a small current which keeps it pumping the blood throughout the body. An outside current across the heart easily disrupts this minute current, causing the heart to flutter or stop altogether. This is called ventricular fibrillation, and once it occurs, it's very hard to start the heart beating rhythmically again. On the other hand, a shock through the brain or other parts of your breathing apparatus can stop your breathing."

"You could also say that a shock can cause you to drop what you're carrying or fall off a ladder, as well as give you painful burns," I added.

Ziggy agreed. "Okay, smart guy, which would you say is the controlling factor of shock severity—current or voltage?"

I thought I didn't have to think this one out. "Voltage!"

"Wrong," he shot back. "Amperage. But skin resistance, voltage, current path, and shock duration all have a hand in determining its severity. All these factors work together."

"How much amperage is dangerous?"

"Most authorities say 15 ma., and more."

"Fifteen milliamps! That's not much."

"Well, look at it this way," Ziggy said. "Current as small as 0.2 ma. will pass safely through the body but can be felt as a tap on the skin, and those as little

as 1 ma. will cause a tingling sensation. Current stronger than 1 ma. will start to grip, and 15 to 20 ma. will cause pain and the victim might not be able to let go."

He explained that usually as little as 20 to 70 ma. *can* be fatal, and that most medical authorities flatly state that 70 to 90 ma. *is* fatal.

"Currents between 100 and 200 ma. are doubly dangerous," he continued, "as they tend to cause ventricular fibrillation *and* respiratory paralysis. But, strange as it may seem, those greater than 200 ma. are often less dangerous as heavier currents cause heart contractions so severe that the heart is clamped for the shock duration, thus preventing ventricular fibrillation."

"Do different voltages act the same way?"

"Pretty much the same," Ziggy answered. "Contact with a 117- or 220-volt, 60-cycle a.c. line tends to cause ventricular fibrillation, while contact with 220 to 1000 volts usually results in both ventricular fibrillation and respiratory paralysis. Shocks of 1000 volts and more tend to cause only respiratory paralysis as high voltage clamps the heart."

After much searching, we found a replacement capacitor for my rig. Ziggy blew the dust off it and started soldering it in.

"It's not hard to understand," he continued, "why most fatal shocks involve water in some way when you consider that, ordinarily, dry human skin is highly resistive to current. But when the skin is wet, its resistance drops tremendously and more current can flow through the body."

(Continued on page 55)

RESUSCITATION

VITAL SECONDS IN WHICH YOU CAN SAVE A LIFE

Respiratory Paralysis Apply Artificial Respiration



Tilt head far back.

Pull chin upward.

Pinch nostrils
and blow.

Check for
exhalation.

(1) Lay the victim on his back. Place one hand under neck and lift. Tilt head back as far as possible so that the neck is extended.

(2) Pull chin upward until the head is extended back as far as possible. Keep victim in this position.

(3) Pinch the victim's nostrils and place your mouth firmly over his mouth. Blow hard enough to make his chest rise. With an infant, place your mouth over his mouth and nose.

(4) If the victim's chest does not rise, re-check his head and jaw position. The air passage may be blocked. Turn the victim on his side or face down with head in a down position, tongue pulled forward. Slap victim to dislodge any foreign matter. If the victim is a child, hold him momentarily head downward over your arm or lap and slap child on the back.

(5) With adults, blow one vigorous breath every five seconds. With small children, blow shallow breaths every three seconds. Continue procedure until help arrives.

Ventricular Fibrillation Apply Cardiac Massage

Press down firmly
and quickly
on breastbone.




(1) The most accurate indication of ventricular fibrillation is the lack of pulse. Place the pads of your fingers alongside the victim's "Adam's Apple" and check for a pulse. If there is no pulse, check victim's pupils. If they are enlarged and do not narrow in response to light when you open the lids, immediately apply closed chest cardiac massage. Do not apply it if the victim has broken ribs.

(2) Place the victim on his back on a hard surface. Kneel at the victim's side and give him a few quick breaths of mouth-to-mouth artificial respiration.

(3) Place the heel of one hand on the lower third of the victim's breastbone and the other hand on top of the first hand.

(4) Flex your fingers so no pressure is applied to the ribs. Press down firmly and quickly, depressing the breastbone $1\frac{1}{2}$ "-2". With children, use one hand; with babies, use two fingers. Then release pressure. Repeat this cycle every second.

(5) If you are alone, interrupt cardiac massage every 15 to 20 strokes to force two or three breaths of air into the victim's mouth. If another rescuer is present, concentrate on giving 60 strokes a minute and let him apply artificial respiration (12 times per minute). Continue procedure until help arrives.



"What is the normal skin resistance?"
"It averages between 100,000 and 600,000 ohms for the human body when dry, but drops to 1000 ohms or so when wet. Figure it out. Suppose your body was wet and you happened to handle a defective a.c. radio. More than 100 ma. would shoot through you. That's enough current to stop the heart and clamp your lung muscles. Most likely you'd be dead before you hit the floor."

"What about the body's internal resistance?" I asked.

"The internal resistance is much lower than the skin resistance. That's why electric current becomes more dangerous if it enters the body through a cut on the skin, or if it burns through the skin—as it will do if contact with the current source is continuous. From hand to foot, the internal resistance might measure 500 ohms; from ear to ear, about 100 ohms. Your skin resistance varies from point to point also. Measure it yourself sometime with an ohmmeter; wet the skin where the probes contact, and watch the resistance drop."

"But for a current to be dangerous, it has to take a path across the brain or heart area, right?"

Ziggy nodded. "The path from the head to the left leg is particularly dangerous as it involves both the heart and brain. That's why it's a good idea to keep one hand—preferably the left—in your pocket when working around electricity."

He finished soldering the capacitor in. "The longer an electric shock lasts," he went on, "the more the heating along the path. The skin resistance drops, and

more current flows through the victim. Always remove a shock victim from the source of shock as soon as possible—without, of course, giving yourself a shock."

He stated that resuscitation should be started immediately. "The longer you delay, the poorer the victim's chance of revival. You have four minutes at the most to act."

He went on to explain mouth-to-mouth artificial respiration and how it is applied to a victim whose breathing has stopped, and how closed chest cardiac massage is used with ventricular fibrillation.

"Just a few years ago," he added, "ventricular fibrillation was irreversible. Today, it's different. Hospitals use what they call a defibrillator to shock the heart back to normal. But the trick is to keep the victim alive until he can be helped."

"And that's where cardiac massage comes in," I deduced.

"Right. Cardiac massage substitutes externally applied pressure for the rhythmic contraction of normal heart muscles, thereby maintaining circulation at a level sufficient to maintain life. Everybody should know how to apply resuscitation—you never know when you or a member of your family may need it. The YMCA, Red Cross, and a lot of other organizations teach these methods."

"Well, in your experience, which would you say is worse—an a.c. or d.c. shock?"

"Make no mistake about it," Ziggy answered. "They're both deadly. Fact

(Continued on page 94)

IN THE LAND of "1001 Nights," Jinn were revered spirit creatures who could perform outstanding feats of magic. The most famous was—you guessed it—Aladdin's slave, the condescending genie in a lamp. That was yesterday; nowadays genies are as rare as hens' teeth. But we do have the Jinniflash, a slave flash unit which triggers at everything from a clap of the hand to a drop of water.

If you're a photographer, you'll have a ball using the Jinniflash as a wireless remote flash or for special open-shutter shots to capture wild life or other fast-breaking action. If you are not a photographer, you can still put the Jinniflash to plenty of uses. For example, it can serve as an outdoor sensor to warn you of rain. Or you can make a burglar alarm out of it. Frankly, the applications for this device are limited only by your own ingenuity.

How It Works. The Jinniflash (Fig. 1) consists of a pair of d.c. amplifiers (*Q1* and *Q2*) working in a Darlington configuration to trigger an SCR (*SCR1*) which, in turn, fires a flash bulb connected at jack *J1*.

The control signal to the amplifier can come from any one of a number of devices, including a microphone, photoelectric cell, or temperature or humidity sensor. The sensitivity of the sensor element can be set by a biasing voltage

established by potentiometer *R3* and applied through limiter *R2* to the sensing device plugged into socket *SO1*.

With switch *S1* closed, capacitor *C1* charges through resistor *R4* to the battery (*B1*) voltage. With the SCR normally in its nonconducting high-resistance state, it suddenly switches to a low-

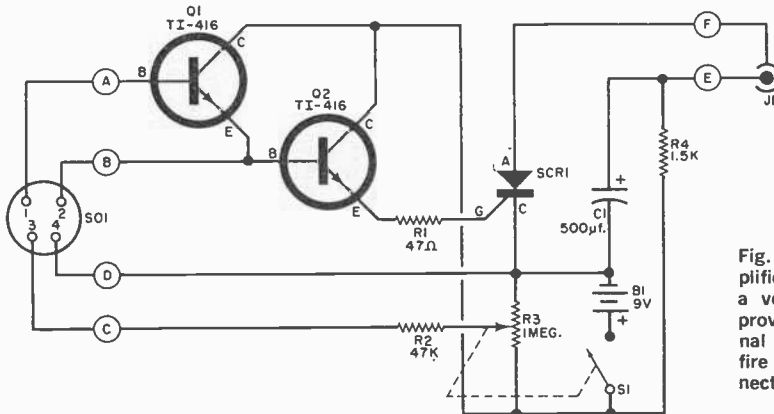
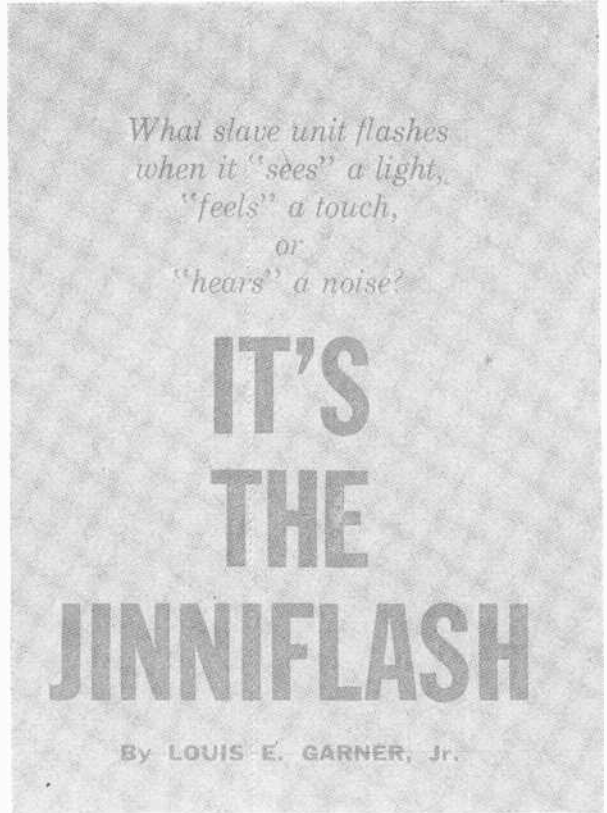



Fig. 1. A pair of d.c. amplifiers (*Q1* and *Q2*) in a very sensitive hookup, provide an amplified signal voltage to *SCR1* to fire a flash unit connected across jack *J1*.



PARTS LIST

- B1—9-volt battery*
- C1—500- μ f., 15-volt electrolytic capacitor*
- J1—Phono jack*
- P1—Phono plug*
- P2—Four-prong plug (Amphenol 71-4S or equivalent)*
- Q1, Q2—T1416 transistor (or equivalent)*
- R1—47-ohm, $\frac{1}{2}$ -watt resistor*
- R2—47,000-ohm, $\frac{1}{2}$ -watt resistor*
- R3—1-megohm potentiometer (with on-off switch S1)*
- R4—1500-ohm, $\frac{1}{2}$ -watt resistor*
- S1—On-off switch (part of R3)*
- SO1—Four-prong socket (Amphenol 78-S4S or equivalent)*
- SCR1—2N3228 silicon-controlled rectifier*
- 1—Standard flashgun (surplus)*
- 1—Moisture sensor plate*
- 2—General Electric X6 or equivalent cadmium sulphide photocells*
- 1—Crystal or dynamic microphone cartridge (Shure R7 or equivalent)*
- 1—5" x 3" x 2 $\frac{1}{2}$ " Minibox (Bud CU-2106A or equivalent)*
- Misc.—Etched circuit board*, $\frac{1}{4}$ " Moly stud, standoffs, knob, battery connector, wire, etc.*

**A pre-etched circuit board is available from DEMCO, 430 Redcliff Dr., San Antonio, Texas, 78216 for \$1.25, postpaid. A complete package (less flashgun and sensors, but with sensor plugs) is available for \$8 postpaid.*

resistance conducting state when a signal from the amplifier output is applied through *R1* to its gate electrode. This fires the flash bulb in *J1*, discharging *C1*.

With its anode circuit now open, the SCR switches back to its nonconducting state, and *C1* charges up again through *R4*, ready for its next trigger.

Construction. The Jinniflash is amazingly easy to build. It can be assembled in the 5 $\frac{1}{4}$ " x 3" x 2 $\frac{1}{4}$ " Minibox used here, or in any other suitable metal, wooden, or plastic container. Those builders preferring a printed circuit board can etch their own, using the layout of Fig. 2, or buy one from DEMCO. (See Parts List.)

If you prefer to use your own hand-wired board—and many people do—choose a piece of unclad perforated phenolic board cut to the proper size to fit into the cabinet you are using. For the size cabinet shown here, you'll need a piece measuring 2 $\frac{1}{2}$ " x 3 $\frac{1}{2}$ ".

The circuit board is installed in the chassis on standoff spacers as shown. If metal spacers are used, be careful not to ground the foil (if a PC board is used) or terminal connections to the chassis.

For greater flexibility in operating the unit, you should mount the nut portion of a $\frac{1}{4}$ -inch Moly screw on the bottom cover so that the unit can be placed on a standard photographic tripod. The sensor receptacle (*SO1*) and jack for the flash unit are also mounted on the case. Sensitivity potentiometer *R3* and switch *S1* can be located on the circuit board as shown in Fig. 3, or they can be fastened on the chassis itself. You can mount the battery in a battery holder or, as was done in this case, press it in place with a thick piece of foam rubber cemented to the bottom cover.

A modified flashgun can be screwed in place on top of the unit (Fig. 4) to hold and fire the flash bulbs. To modify the flashgun, open it up and disconnect the battery and capacitor, leaving the lamp circuit to the cord intact. Then replace the regular PC plug at the end of the cable with a phono plug.

If you use a flashgun, you can reuse the capacitor taken out during modifi-


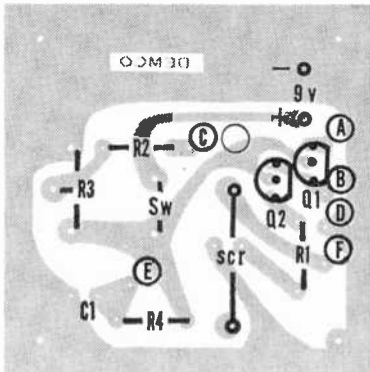



Fig. 2. Actual size photo of PC board is at top of page. X-ray view showing parts layout is directly above.

Fig. 3. If you use a printed circuit board, you can lay out the Jinniflash as shown here. The thick foam padding pasted in the bottom cover of the unit serves to hold the battery in place.

cation. Usually a 400- μ f. unit, this capacitor can be paralled with a 100- μ f. unit to make up the 500 μ f. required for C1. The battery from the flashgun can also be employed instead of B1.

If you don't need the reflector, and are not using a flashgun either, you can simply replace J1 with a socket that takes flashbulbs. Now all that remains is to wire up the sensor or sensors you plan to use. Figure 5 shows various types and their connections.

Applications and Use. Some of the more common applications of the Jinniflash are described below.

Naturally, for each new application, it will be necessary to adjust the unit for the proper sensitivity. To prepare the

unit for slave operation, set it up on a tripod and direct the triggering light source from the desired distance at the photocell. Then turn on the unit and adjust its sensitivity control (R3) until the flash goes off. That is the proper sensitivity for the particular sensor.

Slave Flasher. If you want to fire the unit by means of an external light source, you can use a cadmium sulphide photocell, such as a GE X6, connected across inputs 2 and 3 of SO1 as in Fig. 5 (a). Best results are obtained if the photocell is shielded from all direct lighting, except, of course, the activating light source.

A small flashlight can be used at distances of up to 20 to 25 feet to trigger the unit. If a much brighter light, such as a

photoflood or photoflash lamp is employed, you can trigger the Jinniflash from a much greater distance.

Burglar Alarm. Wanna catch that thief? Let the Jinniflash tell you when he's around. Simply wire the photocell as shown in Fig. 5 (b). This arrangement reduces the firing bias applied to Q1's base through a voltage divider formed by the photocell.

To set the alarm, mount a sharply focused light source on one side of the protected entryway, and set up the Jinniflash on the other side, across from it. Turn the unit on and alternately pass your hand to interrupt the beam while adjusting R3. At the proper setting the test lamp will flash when the beam is interrupted.

When the beam is interrupted by an intruder, the unit shifts from a low-resistance to a high-resistance state, increasing $Q1$'s base bias, and resulting in the triggering of the SCR to fire the flash bulb.

Audible Triggering. The Jinniflash can also be set off by a sharp sound if you use a standard high-impedance microphone cartridge as the noise sensor. The mike should be wired as shown in Fig. 5 (c), using shielded cable. With the proper microphone and a loud noise source, such as a starter pistol, the unit can be triggered from distances on the order of 25 or more feet. The practical applications of this sound-activated flasher are virtually limitless.

Touch or Moisture Sensing. If you




Fig. 4. If you employ the BC flashgun, remove battery and capacitor from the case. Then connect a shorting wire across the capacitor connecting leads.

want the Jinniflash to go off at the first drop of rain, high moisture, or body contact, simply connect a moisture sensor between terminals 1 and 3 of $P2$ as shown in Fig. 5 (d). Then adjust $R3$ for the proper sensitivity by trial.

As a touch sensor, the unit will fire a flash bulb remotely, when photograph-

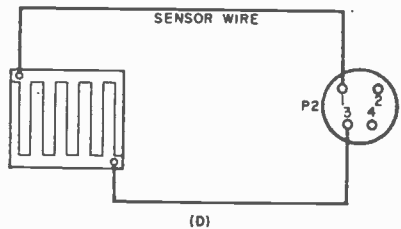
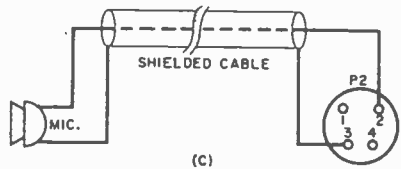
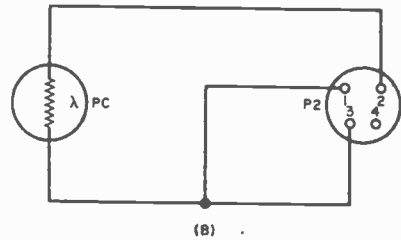
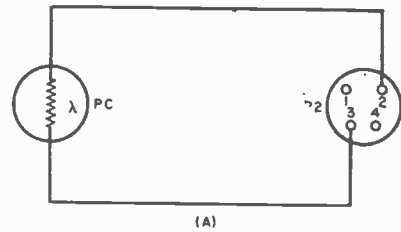


Fig. 5. These plug-in sensing elements facilitate interchangeability. In (a) photocell is wired for slave flash operation; in (b) arrangement is for burglar alarm applications; in (c) a microphone is the sound pickup device; and in (d) the pickup unit operates from body contact, water, or moisture.

ing wild game life, for example, or merely to perform tricks on a stage if you are practicing to be a magician.

In another application, you can use the arrangement of Fig. 5 (b), replacing the photocell with a fine piece of wire or foil. If you adjust $R3$ properly, a break in the wire will fire the flash bulb.

Naturally, you'll have to do a little experimenting with the different sensors for best results. But whatever you do, remember: the Jinniflash is your *slave*! You can do with it as you wish . . . but please, let your conscience be your guide.

INTERSTATION HISS SUPPRESSOR FOR FM TUNERS

By JAMES T. SAMUELSON

IF YOU HAVE a hi-fi FM tuner similar to the Heathkit PT-1, the addition of only four parts will kill the "Niagara Falls" sound effect heard between stations. This interstation hiss is unwelcome and unnecessary. A hiss suppressor can be added to most FM tuners equipped with a built-in tuning meter amplifier.

Referring to the schematic diagram, you simply open the cathode-to-ground connection of *V15* at *pin 3*, and wire in the parts as shown. A small piece of phenolic board can be used to support the added components. Connect the collector of *Q1* to *pin 7* of *V16*. Then set potentiometer *R1* to a desired threshold level, and button up the set.

Interstation hiss, or "white noise" as it is often called, is usually heard when r.f. or i.f. amplifiers are operating under maximum gain conditions. When no signal or a very weak signal is present, little or no a.g.c. voltage is developed and the amplifiers run wide open. A strong or medium signal, on the other hand, develops a negative voltage which biases the amplifiers to a lower amplification level and reduces white noise accordingly.

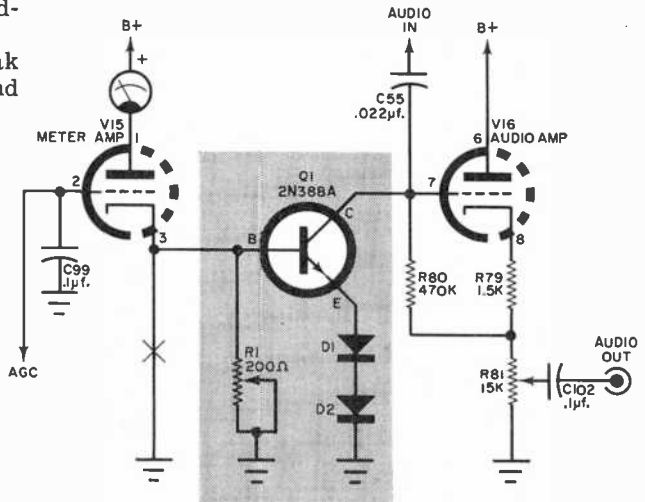
When negative a.g.c. voltage is weak or missing, *V15* also runs wide open, and


a relatively large current runs through *R1*, *V15*, and the meter, developing a relatively large voltage across *R1*. This voltage at the junction of *R1* and *Q1* is positive with respect to *Q1*'s emitter and causes *Q1* to conduct, "shorting" the signal input (which is now nothing but noise) on the grid of *V16* to ground.

But when a signal is present, a.g.c. voltage cuts down the current flow through *V15*, reduces the voltage drop across *R1*, removes the forward biasing voltage on the base of *Q1*, and *Q1* stops conduction. When *Q1* doesn't conduct, collector resistance to ground is very high and the audio amplifier operates as though the anti-hiss circuit doesn't exist.

Threshold level is determined by *D1* and *D2* (general-purpose silicon diodes), and the setting of *R1*. Once *R1* is adjusted, it does not have to be reset, except perhaps to compensate for tube aging. A fixed resistor can be substituted for *R1* after it has been properly adjusted and the amount of resistance needed in the circuit is determined. -30-

This circuit can be added to any FM tuner with a tuning meter amplifier and a cathode follower or audio amplifier output. Only four components are needed and they can be mounted on a small piece of punched phenolic board measuring only 1" x 2". The "subchassis" can then be attached to a convenient support under the chassis deck of the FM tuner. To keep the size small, a low-cost, multiple-turn potentiometer is suggested for *R1*; after several months of use, as the tuner tubes began to age, this control still did not require resetting.





BUILD: SOLID-STATE SCOPE CALIBRATOR

Low-cost, high-efficiency calibrator also serves as portable signal source

By **FREDERICK FORMAN**
and **EDWARD NAWRACAJ**


SIMPLE, useful, accurate . . . that about sums up this versatile oscilloscope calibrator which puts out a selectable 10-volt, 1020-Hz square-wave or a 50-microsecond, 1- to 2-volt amplitude, 1020-Hz pulse. With this \$18-to-build instrument, you can not only check the vertical calibration and time-base (horizontal) linearity of your oscilloscope, but get this . . . you can even check its basic sweep frequency! The calibrator can also serve as a portable signal source with one thousand and one applications.

How It Works. The scope calibrator (Fig. 1) is basically a simple solid-state astable multivibrator designed to close tolerances. Transistors *Q2* and *Q3* comprise the multivibrator, whose frequency is determined essentially by the values of timing components *C1*, *C2*, *R3* and *R4*.

The nominal 1020-Hz frequency can be reduced to an exact 1000-Hz signal by merely shunting *C1* and *C2* with a 20-pf. capacitor.

Emitter follower *Q4* serves to isolate the multivibrator from the loading effects of the output circuit while functioning as an impedance-matching device. Transistor *Q1* serves only as a battery condition indicator. It is employed in an emitter follower configuration with a 10-volt lamp (*I1*) serving both as an indicator and as the emitter resistor.

As the source battery deteriorates, its output gradually approaches the zener



Actual photographs of square-wave (left) and pulse (right) produced by solid-state scope calibrator.

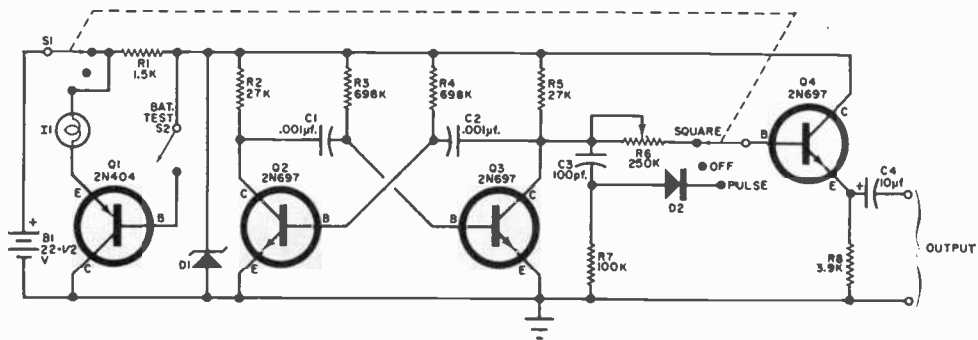
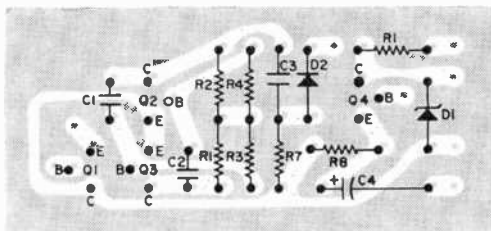


Fig. 1. Essentially a square-wave generator, the scope calibrator also produces a positive-going pulse for test purposes. The battery condition is monitored by means of the test lamp (I1) in Q1's circuit.

(D1) voltage, reducing Q1's base bias, and thus causing the lamp to glow more and more dimly. This can be observed by pressing the battery test switch (S2). However, because the calibrator would normally be used only on occasion, rather than continuously, the life of the battery can be expected to approach its no-use or shelf life.



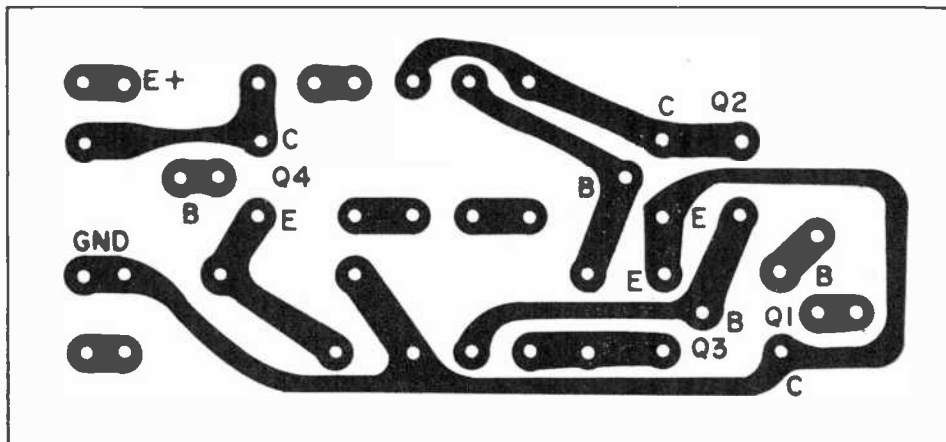
COMPONENT SIDE OF PC BOARD

Fig. 2. Be sure to observe polarities of diodes D1 and D2, and capacitor C4, as shown above. An actual-size photo of the foil side of the printed circuit board appears below.

PARTS LIST

- B1—22½-volt battery
- C1, C2—0.001-µf., 2% disc capacitor
- C3—100-pf. disc capacitor
- C4—10-µf., 25-volt electrolytic capacitor
- D1—12-volt zener diode (Sarkes Tarzian V'R12A or equivalent)
- D2—1N457 diode
- I1—10-volt indicator lamp (Sylvania 10 ES or equivalent)
- Q1—2N404 transistor
- Q2, Q3, Q4—2N697 transistor
- R1—1500-ohm, ½-watt, 10% resistor
- R2, R5—27,000-ohm, ½-watt, 10% resistor
- R3, R4—698,000-ohm, ½-watt, 1% resistor
- R6—250,000-ohm carbon potentiometer
- R7—100,000-ohm, ½-watt, 10% resistor
- R8—3900-ohm, ½-watt, 10% resistor
- S1—2-pole, 3-position rotary switch
- S2—S.p.s.t. momentary-contact push-button switch
- 1—5" x 4" x 3" utility cabinet (Bud C-1795 or equivalent)
- 1—2¼" x 4" printed circuit board*
- Misc.—Binding posts, battery holder, machine screws, solder, hookup wire

*Available from Fred Forman, 2421 West Berwin Ave., Chicago, Ill., for \$2 drilled or \$1.50 un-drilled.







Fig. 3. The bottom cover has been removed to show how printed circuit board is mounted in the cabinet. In view at left, the unit is on its left side. In view at right, the unit is turned on its right side.

Series resistor $R1$ drops the battery voltage to within 0.1 volt of the nominal 12-volt zener diode level.

The multivibrator square-wave output which appears at the collector of $Q3$ measures approximately 12 volts. This is reduced to the required 10 volts by adjustment of $R6$. To produce the 50- μ sec. pulse, the square wave at $Q3$ is

differentiated by $C3-R7$, and rectified by $D2$ to remove negative overshoots. The output is switched to $Q4$ by $S1$, and coupled to the external circuit through $C4$.

Construction. Although the model shown uses a printed circuit board (which the author sells for \$2—less parts), you can lay out the circuit on a

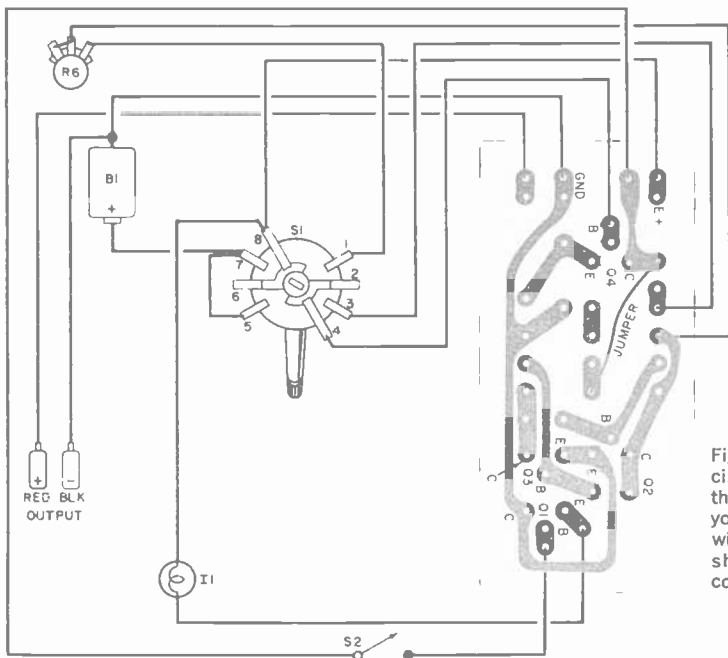


Fig. 4. If you use a printed circuit board, these will be the only wiring connections you will have to run. Jumper wire shown on the circuit board should be mounted on the component side of the board.


When you use the calibrator, connect its output to your oscilloscope's vertical input. Be sure to place a plastic graticule, ruled 10 lines to the inch, over the face of your scope for greater accuracy.

piece of 2½" x 4½" unclad perforated phenolic board if you wish. Use flea clips or solder lug strips for the connections.

The calibrator is housed in a 5" x 4" x 3" utility cabinet. The selector switch (S1), battery test switch (S2), and output binding posts are mounted on the front panel. You can also mount the battery test lamp on the front panel, to the left of the selector switch, although it is shown here mounted on the top of the unit. Calibration potentiometer R6 is on the unit's back panel, and the battery can be secured at any convenient spot inside the cabinet.

Mount the parts on the component side of the circuit board in accordance with Fig. 2. Then install the circuit board in the cabinet (Fig. 3) and complete the wiring connections as shown in Fig. 4.

Adjustment. With the battery installed, adjust the amplitude of the square wave to exactly 10 volts, as follows:



(1) Set selector switch to *SQUARE* and connect a jumper between Q3's base and ground to disable the multivibrator.

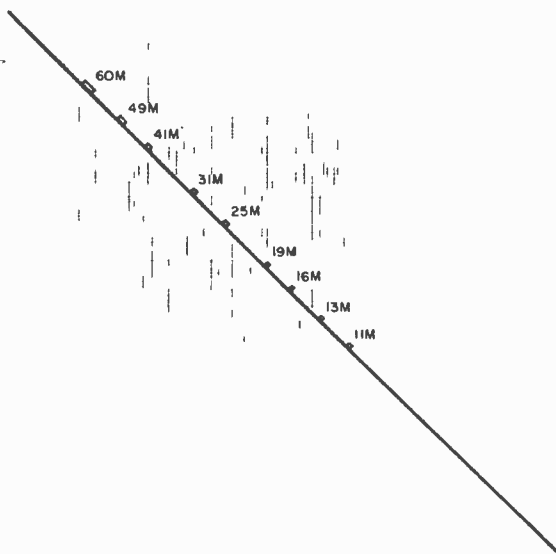
(2) Connect an accurately calibrated d.c. voltmeter across R8 and adjust potentiometer R6 (on the rear of the unit) for a 10-volt meter reading. Then remove the jumper and voltmeter.

After calibrating your scope, you can use it to measure the pulse at the calibrator's output. You cannot adjust the pulse amplitude independently since this is a function of the square-wave frequency. -30-

FREQUENCY-TO-METER CONVERSION CHART FOR HAMS & SWL'S

By JAMES G. LEE, W6VAT

WHEN you're planning to install antennas for various frequencies, it's useful to have a rough idea of the equivalent wavelengths. You could use the formula: wavelength (meters) equals 300 divided by frequency (megahertz), but this quick-look chart will give you almost as precise an answer. The formula is only necessary when you want to cut an antenna to the nearest fraction of a meter. Calibrated to cover the 3.0- to 300-MHz range, this chart makes it possible to convert from frequency to meters or vice versa. Read up and across for meters, across and down for MHz. -30-



ELECTROMAZE PUZZLE

By
**ROBERT C.
RADFORD**



Here's a new kind of crossword puzzle designed to test your knowledge of electronic terminology. Refer to the clues given and fill in the word called for by the first clue. Start at the arrow. Thereafter, fill in each new word called for by the following clues perpendicular to each preceding word. The first or last letter in each preceding word will be common to the first or last letter of each new word, and all words will read vertically downward or from left to right. The tenth word will have a letter in common with the word at the first exit. Nine more correct entries will take you to the word at the second exit, which will also share a letter with the last of these nine words. In each case, the first or last letter of the exit word will be the first or last letter of the next word. An additional nine correct entries will put you at the final exit for a perfect score. A correct entry may or may not fill up all of the white spaces available.

Solution appears on page 101

CLUES:

- 1 Noise in a radio receiver, sometimes caused by atmospheric conditions.
- 2 Metal surface on which electronic circuits are mounted.
- 3 Abbreviation for the effective value of an alternating current or voltage.
- 4 Instrument for electrical measurements.
- 5 Unit of resistance measurement.
- 6 Synonym for a sine-wave generator.
- 7 A revolvable device on which recording tape is wound.
- 8 Conductor used with test equipment.
- 9 To hinder or prevent oscillation or vibration, such as the quivering of a meter pointer.
- 10 One end of a bar magnet.

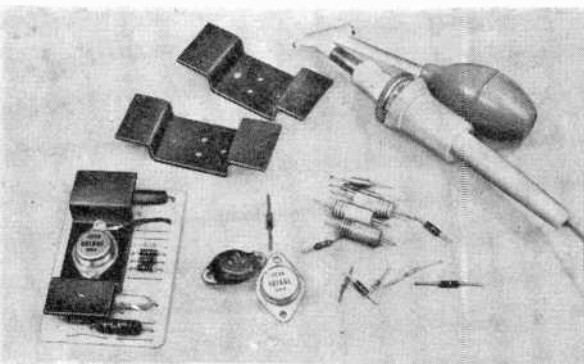
Exit 1. Polarity resulting from excess of electrons.

- 11 Voltage representing angular difference between shaft position and stator of a synchro control transformer.
- 12 Series-connected coil in an electron tube plate circuit, providing feedback to grid through inductive coupling.
- 13 Visible form of energy.
- 14 Thin sheet of copper or other metal, often bonded to phenolic boards.
- 15 To supply a signal to the input of a circuit.
- 16 A doughnut-shaped coil.
- 17 Circuit that rejects undesired signals.
- 18 Wood used for making speaker enclosures.
- 19 Signal reflected by a distant target to a radar screen.

Exit 2. Device for mixing carrier frequency and signal frequency to produce sideband frequencies.

- 20 Negative or battery side of a telephone line.
- 21 A long, narrow channel or depression.
- 22 A transistor element.
- 23 Scientific research/development center (abbreviation).
- 24 Unit of length equal to one-thousandth of an inch.
- 25 Microwave amplification by simulated emission of radiation.
- 26 Undesired low-frequency vibration, usually associated with turntables.
- 27 May be transformed from one form to another, but usually cannot be created or destroyed.

COMPUTER PC SALVAGE



The printed circuit boards that provided these heat sinks were purchased in New York City for 30 cents each. Besides a sink and power transistor, each board produced several capacitors, 5% resistors, and silicon diodes. The desoldering iron shown above is the low-cost Ungar Model 7800 "Hot Vac."



Note that the reverse side of this printed circuit board was dip-soldered, indicative of the fact that hundreds of such boards are available in the "distress" market. The 300-K Endeco desoldering kit in this photograph contains a variety of tip sizes.

THE rapid advances in computer technology—being made almost on a weekly basis—are dumping thousands of dollars' worth of electronic components into the "distress" market. Practically all computer circuits are on printed circuit boards, and with a little care the experimenter can uncover a gold mine in reusable parts.

High-grade capacitors, precision resistors, and top-quality transistors and diodes are but a few of the components the author has salvaged from computer PC boards. The secret of a successful salvage operation lies in preventing the heat from reaching the components while desoldering. An obvious way to do it is to use one of the new desoldering irons with a rubber suction bulb attached to the iron. Another way is to prepare a bath to absorb the heat from the component leads before they get too hot.

An effective heat sinking bath can be set up by placing the PC board in a shallow, flat-bottomed pan of water—supporting the board so that the foil side with the soldered connections just breaks the surface. Desolder with a hot iron or gun and brush the molten solder aside with a small wire brush—or suck it up with a rubber suction bulb.

If you choose your computer PC board wisely, you will be astonished at the harvest you can reap. Recently the author worked over three boards that yielded 27 transistors, 48 diodes, and dozens of 5%—or better—resistors, at a total cost of only \$1.50! —Paul H. Fuge

CHECK THESE COMPANIES FOR PC BOARDS

(a sampling)

ARROW SALES—CHICAGO

2534 S. Michigan Ave.
Chicago 16, Ill.

RADIO SHACK

730 Commonwealth Ave.
Boston, Mass. 02117

JOHN MESHNA, JR.

19 Allerton St.
Lynn, Mass.

POLY PAKS

P.O. Box 942
S. Lynnfield, Mass.

TRANSISTORS UNLIMITED CO.

462 Jericho Tpke.
Mineola, L.I., N.Y. 11501

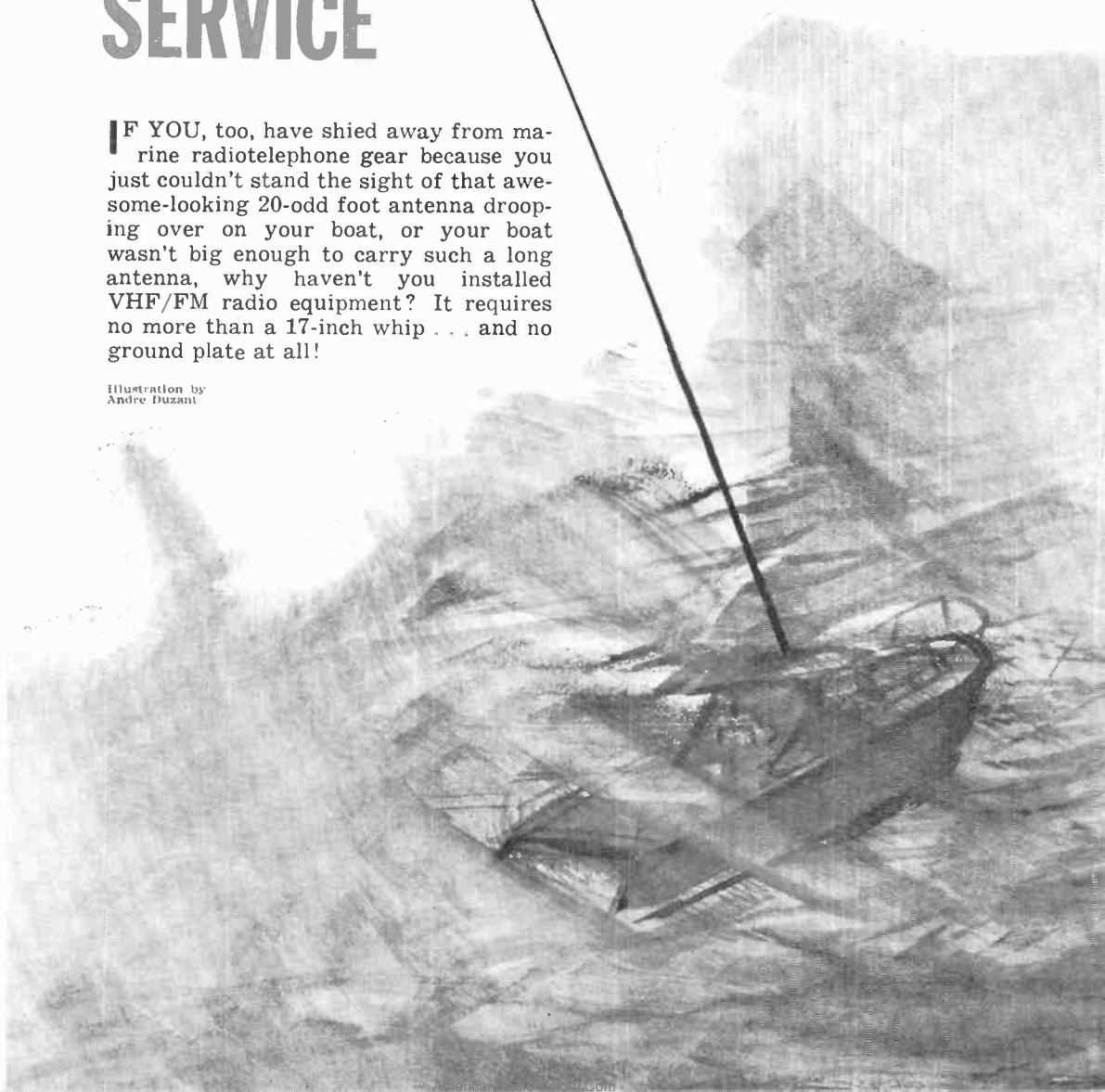
VHF/FM MARINE RADIO SERVICE

More channels, less noise,
smaller antennas, less crowding,
and more reliable communications
for pleasure boating

By **RICHARD HUMPHREY**

IF YOU, too, have shied away from marine radiotelephone gear because you just couldn't stand the sight of that awesome-looking 20-odd foot antenna drooping over on your boat, or your boat wasn't big enough to carry such a long antenna, why haven't you installed VHF/FM radio equipment? It requires no more than a 17-inch whip . . . and no ground plate at all!

Illustration by
Andre Duzani



In spite of the fact that the VHF/FM Maritime Radio Service has been around since 1962, it was not until quite recently that this new service began to catch on, thanks mainly to the relentless efforts of the U. S. Coast Guard and the Federal Communications Commission. And, if the 1966 Boat Show at the New York Coliseum—with its impressive exhibit of two-way radio—is any barometer, VHF/FM marine radio has finally come into its own.

Aside from the wide variety of radio equipment the recreational boater has to choose from, he can, for a few extra dollars, boost the radiated signal of any equipment he selects by using one of the many high gain antennas that are available to him. Communications Products, GAM, Prodelin and White are but a few of the manufacturers who offer such

units. In addition to the basic 17" quarter-wave whip for the VHF marine frequencies, you can also get a 34" whip with a 3-db gain which doubles the effective radiated power.

Frequencies Covered. The VHF/FM Maritime Radio Service covers 18 channels in the 156 to 174 MHz band. Specific frequencies, channel designations, points of communication, and authorizations that are available for assignments are listed below.

While the 2-3 MHz marine band was terribly overcrowded, as are the CB radio frequencies and the old VHF marine band with only eight assigned channels, the new 18-channel VHF/FM marine radio service includes ship-to-bridge and lock tender facilities in addition to a marina channel (channel 9, 156.45


VHF FREQUENCY ALLOCATIONS (156-174 MHz)

CHANNEL DESIGNATION	FREQUENCY (MHz)		COMMUNICATION POINTS	AUTHORIZED USE
	SHIP	SHORE		
6	156.3	Ship-to-Ship	Safety Communications
7A	156.35	156.35	Ship-to-Ship Ship-to-Shore	Business & Operational
8	156.4	Ship-to-Ship	Business & Operational
9	156.45	156.45	Ship-to-Ship Ship-to-Shore	Business & Operational
10	156.5	156.5	Ship-to-Ship Ship-to-Shore	Business & Operational
11	156.55	156.55	Ship-to-Ship Ship-to-Shore	Business & Operational
12	156.6	156.6	Ship-to-Ship Ship-to-Shore	Port Operational
13	156.65	156.65	Ship-to-Ship Ship-to-Shore	Business & Operational ¹
14	156.7	156.7	Ship-to-Ship Ship-to-Shore	Port Operational
16	156.8	156.8	Ship-to-Ship Ship-to-Shore	Safety-Calling ²
18A	156.9	156.9	Ship-to-Ship Ship-to-Shore	Business & Operational
19A	156.95	156.95	Ship-to-Ship Ship-to-Shore	Business & Operational
20 ³	157.0	161.6	Ship-to-Shore	Port Operational
24 ³	157.2	161.8	Ship-to-Public Tel.	Public Telephone
25 ³	157.25	161.85	Ship-to-Public Tel.	Public Telephone
26	157.3	161.9	Ship-to-Public Tel.	Public Telephone
27	157.35	161.95	Ship-to-Public Tel.	Public Telephone
28	157.4	162.0	Ship-to-Public Tel.	Public Telephone

1. Business and operational in the Great Lakes area; in other areas, navigational only.

2. Authorized for call, reply, and safety purposes; if necessary, for distress messages also.


3. Not available in Puerto Rico or Virgin Islands.



Five channels and 35 watts of radiated power are features of Hartman's "Hurricane" transceiver.

MHz), the latter specifically requested by the U. S. Power Squadron.

Until quite recently, the most active promoter as well as user of the new VHF/FM facilities was the United States Coast Guard. Said Captain Charles Dorian, Coast Guard Chief of Communications, in a recent address before the North Atlantic SAR Seminar: "Every



Konigsberg Electronics' KR-53V transceiver features 10 message channels at 50 watts output power.

operational shore unit will have installed a four- or six-channel transceiver. Every Coast Guard vessel 16 feet long, and above, will have VHF/FM capability ranging from single-channel portable transceivers to 28-channel transceivers!"

By all indications, the words of Captain Dorian are being fully implemented not only aboard ship, but also on shore. According to Commander H. J. LeBlanc, East Coast Area Communications officer, U. S. Coast Guard, who presented a comprehensive station list at the January 16th Maritime Communications Companies VHF Conference in New York, local Coast Guard communications facilities will gladly supply complete information. (Consult your nearest U. S. Coast Guard facility for a listing of stations in your area.)

Small Craft Users. According to James E. Barr, Chief of the FCC's Safety and Special Radio Services Bureau, there are approximately 5000 licensed transmitters

at the present time, representing an increase of approximately 1000 over the 1964 total. Furthermore, the number of stations is increasing at a rate of over 30 per month. One conclusion that can be drawn from the rapid expansion of the VHF/FM Maritime Radio Service is that the recreational boatman has finally begun to make use of these radio facilities.

The U. S. Coast Guard Auxiliary, having been granted use of the Coast Guard primary VHF working frequency, 157.1 MHz, is offering free classes to train the pleasure-boater in the mysteries and wonders of the VHF/FM marine radio band. You can get more information on the classes offered from your nearest U. S. Coast Guard Station.

Also, the U. S. Weather Bureau has expanded its 5:30 a.m. to 10:30 p.m. taped weather forecast service on 162.55 MHz to an 18-station network, of which 16 stations will ring the eastern coast of the United States, from Boston to Brownsville, Texas, in time for the 1966 hurricane season.

Telephone Network. "So now," says the skipper of *Little Nell*, "I've got 156.3 MHz (safety) on channel 1 of my five-channel rig; 156.45 MHz (marina) on channel 2; 156.65 MHz (bridge-to-bridge) on channel 3; 156.8 MHz (Coast Guard and calling) on channel 4, leaving channel 5 unassigned. What do I put on



Although RCA Radiomarine's VHF P19A is essentially a commercial rig, it would be right at home aboard bigger yachts. Control head features push-button channel selection and telephone handset.



Aerotron's "Sea Line" transceiver delivers 35 watts to the antenna, has four channels, and is compact.

it?" Replied the skipper of the *Sea Wolf*: "For seven bucks a month, which entitles you to 120 message units, you can tie into the Bell System's worldwide telephone network. This is what you put on channel 5!"

If you've ever experienced a nerve-racking fight to get a phone call through on the old 2-3 MHz band, you'll appreciate how nice it is to switch to VHF/FM and just tap that mike button *once* and hear your local marine operator come back at you loud and clear over static-free FM radio in a couple of seconds.

Unfortunately, the telephone compa-

nies have been slow to react to the "communications explosion" taking place under their very noses, and are therefore passing up a lucrative business to common carrier interests. Of the 79 stations publicly licensed for this service, 33 are common carriers. An FCC spokesman recently confirmed that, of late, the bulk of applications received for Public Correspondence, as the telephone service is called, are from common carriers.

Nor has the Bell Telephone Company shown any desire to expand beyond their present use of two channels out of the five which are available for Public Correspondence. "We are presently refusing service for *land mobile* stations aboard vessels," says E. F. Mattern, Communications Consultant for the New York Telephone Company, "since we feel that shipboard stations should properly use the VHF marine radio facilities that are available to them." This seems to indicate that land mobile stations aboard vessels will be using the VHF Marine Operator more and more—at least in the New York area.

In spite of the view expressed by Mr. Mattern, there is a strong possibility that the five channels authorized for Public Correspondence will be in full use in the not-too-distant future. For at this writing, the FCC has just approved

(Continued on page 92)

PARTIAL LISTING OF CURRENTLY AVAILABLE VHF/FM MARITIME RADIO EQUIPMENT

MANUFACTURERS	MODEL	TRANSMIT POWER (watts)	PRICE (tentative)
AEROTRON—SEA LINE AIRCRAFT RADIO CORP.	6W35/SLT	35	\$495.00
	Bantam	75	440.00
	Cambridge	15	657.00
	Vanguard	60	994.00
FISHER RESEARCH LABS. INC. HARTMAN MARINE	FI50	50
	Hurricane, 1 Channel	35	335.00
KAAR ELECTRONICS CORP.	Hurricane, 2 Channels	35	385.00
	Hurricane, 5 Channels	35	449.00
	Clipper I	25	575.00
KONIGSBERG ELECTRONICS, INC.	Clipper II	25	695.00
	KR-53V	50	525.00
RCA RADIOMARINE	CRM-P20A-15	7	710.00
	CRM-P19A-100	50
RAYTHEON MANUFACTURING CO.		15	780.00
PEARCE-SIMPSON, INC.	MTR-50	12	600.00
COMMUNICATIONS CO. (COMCO)	682	50
SONAR	FM-450	50	400.00

METER-READING QUIZ

By ROBERT P. BALIN

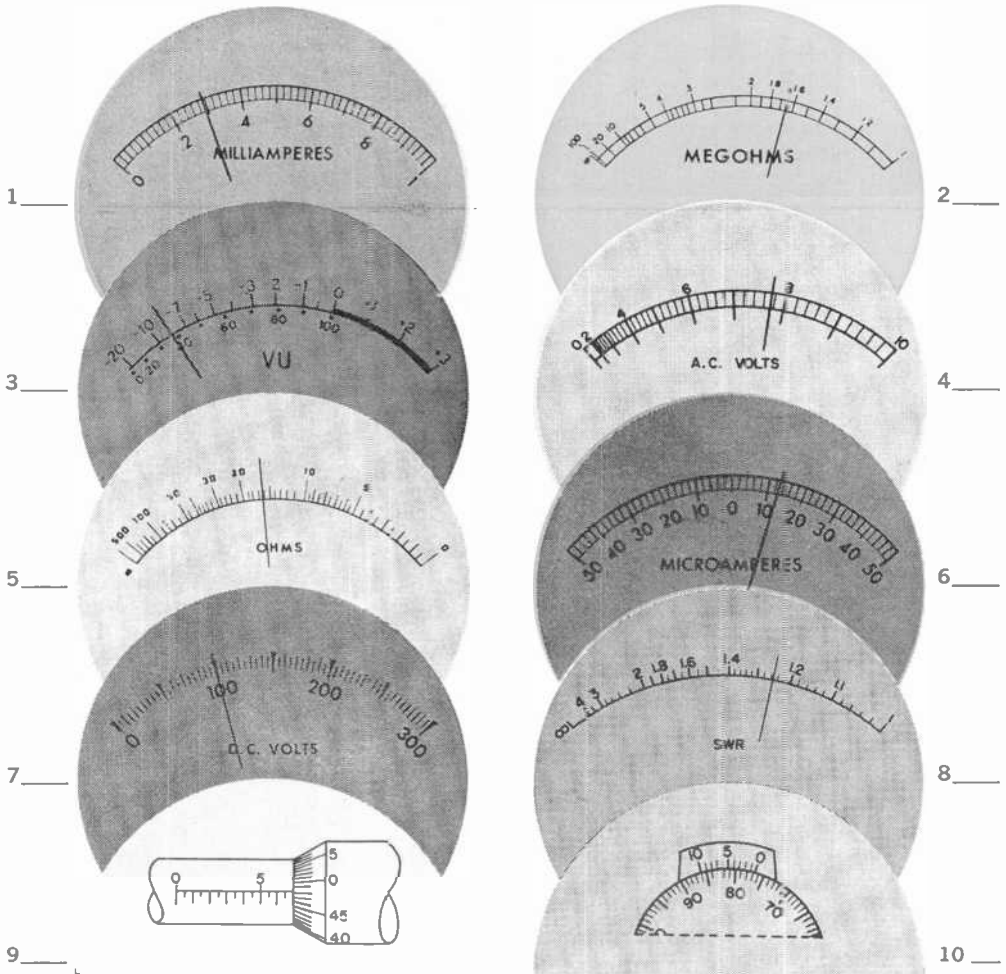
Electronic technicians, hobbyists, and experimenters are constantly required to make measurements using test instruments with a variety of dial calibrations. For in addition to the voltmeter, ammeter, ohmmeter, wattmeter, vu meter, etc., there are other instruments which, though seldom used by the average hobbyist, are of equal importance to the technician or experimenter. The micrometer is one of these.

Before testing your skill at reading meters, note the following useful procedures:

- (1) Locate the zero index.
- (2) Examine the scale to determine if it is linear or not.
- (3) Determine the value of each major division and its subdivisions.
- (4) Try to be as accurate as possible when approximating position of pointer or index within a scale division.

Now, see how accurately you can read the following meter scales, to the nearest tenths or hundredths.


(Answers appear on page 99)






ZERO-BEATING THE NEWS


“HOME-BREW” WEATHER STATION—Wendell Anderson, RCA engineer and ham operator, holds up a weather picture transmitted from an orbiting satellite. Using a vintage ham receiver (1938) and \$250 worth of such mundane parts as a rolling pin, an argon lamp, and a \$15 microscope, he has been able to pull in signals from the NIMBUS and TIROS weather satellites and reproduce them as the U.S. Weather Bureau does. Said Anderson: “To build a TIROS ground station for a few hundred dollars, when commercial ones run \$30,000 and more, shows that any country that wants TIROS weather data can get it.”



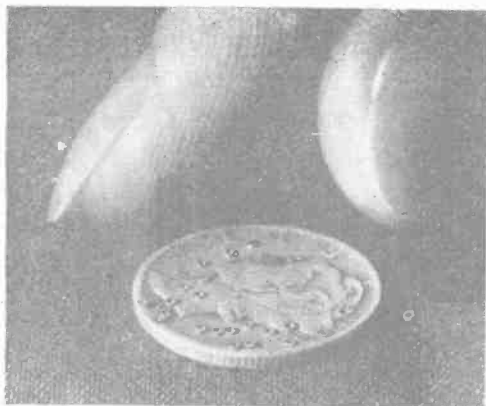
ELECTRONIC “BUILDING BLOCKS”—Only $\frac{1}{8}$ ” square, this circuit array can contain as many as 1500 components, including up to 750 transistors. Developed by Fairchild Semiconductor, these silicon monolithic circuits are being standardized to make it possible to satisfy the needs of different users without having to design a new circuit for each application.




10,000 VOICES—Combat soldiers using Hughes Aircraft’s lightweight “Man-pack” transceiver have 10,000 individual voice channels in the 2 to 12 MHz range to choose from in order to overcome enemy jamming. The SSB transistorized unit can work on ordinary flashlight cells. In field tests, sets have operated efficiently between points 500 miles apart.



ATOM-POWERED WEATHER STATION—A nuclear-powered unattended weather buoy (NOMAD), developed by the National Bureau of Standards, broadcasts weather data from Gulf of Mexico to monitoring stations for protection of ships and aircraft.




MICROMINIATURE CORES TO GUIDE SATURN—To get the most guidance information into the smallest possible space, IBM engineers designed microminiature cores for the Saturn IB launch vehicle's guidance computer. Some 545 cores fit on a dime.



COMPUTERS AT THEIR FINGERTIPS—Without having to leave the financial district, businessmen in the New York Wall Street area now have access to ITT's giant multi-purpose computer complex in Paramus, N.J., where their investment and other business problems will be analyzed in a matter of seconds.

ELECTRONIC INSECT? Not quite, but one of RCA's new integrated circuits intended for home entertainment equipment can perform functions of all 26 electronic components shown in the background. Units will sell for as little as \$1.25 in production quantities.

BUILD LIGHT-TO-SOUND



Convert blinker lights to audible dots and dashes to get higher code speed and one-man operation

By LUIS VICENS

LIGHT-SIGNALED Morse code has many advantages, but as any scout or sailor will tell you, it can be downright tough to copy, and it is usually a two-man job . . . one man watches the blinking lights and calls out the letters, while another man writes them down. Eyeball response to speeds greater than 8 or 10 words a minute is extremely difficult. Audible dots and dashes, on the other hand, can be copied at much faster speeds, and it takes only one person to do it. For a few dollars' worth of parts, you can build this code translator to convert the blinking light to an audible tone.

Signals from an ordinary flashlight can be "seen" 50 feet away and more, depending upon focus, aim and ambient light conditions. Greater distances can be spanned with a brighter light source. The translator is an ideal science fair project to demonstrate communications by light, photocell operation, and transistor amplifier action. You can also use it in your auto as a light dimmer reminder.

How It Works. Figure 1 is the schematic diagram of the translator, which—in this application—serves as a receiver. It is a two-transistor direct-coupled amplifier that acts like a switch to turn the sounder on when a light strikes the silicon photocell.

In the presence of light, the cell puts out a small voltage (up to about 0.4 volt at 10 to 16 ma., in full sunlight)

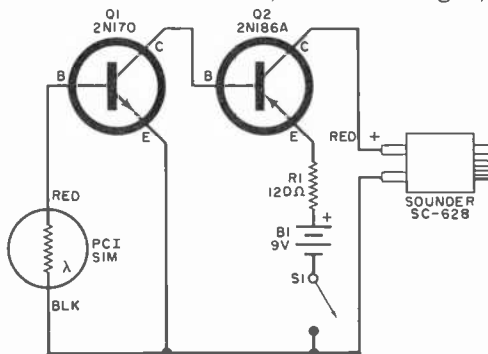


Fig. 1. When the photocell is exposed to a small light, it generates a small voltage and causes the transistors to conduct and energize the sounder.

TRANSLATOR

and forward-biases $Q1$. Transistor $Q1$ conducts through the base-emitter junction of $Q2$ and forward-biases $Q2$. Transistor $Q2$ conducts and energizes the sounder. Resistor $R1$ serves as a current limiter.

A transistorized code practice oscillator can be "keyed" by this type of circuit, as can a relay and buzzer device. However, the sounder used here draws little current, and calls for a minimum number of parts. Sounder frequency is on the order of 2500 Hz and is sufficiently loud enough for most applications. No, it isn't as loud as an auto horn.

The transmitter can be any sharply focussed light source that can be keyed on and off easily. There is really no limit as to how elaborate or simple you can make a blinker. You can cover the light source with an infrared filter so as to make the light beam invisible to "eyes-droppers"; you can place a lens in front

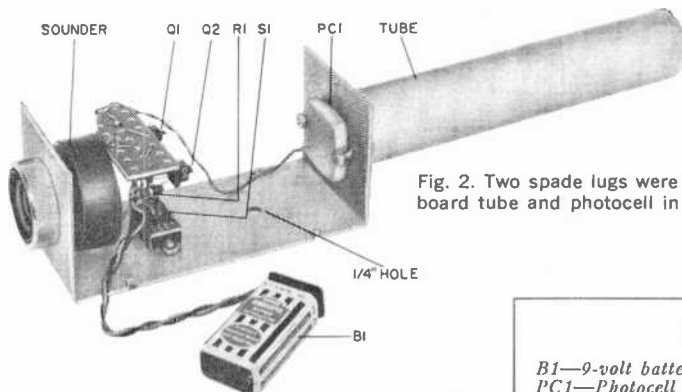


Fig. 2. Two spade lugs were used to hold the long black cardboard tube and photocell in place—cement would do as well.

of the light to intensify the beam; and you can place a long cardboard tube in front of the light to obtain a very narrow beam to make the unit extremely directional.

Construction. All the translator components, including the battery, are housed in a Minibox measuring 5" x 2 1/4" x 2 1/4" as shown in Fig. 2. Drill a 1 1/4" hole in the center of one end of the
(Continued on page 93)

PARTS LIST

- B1—9-volt battery
- PC1—Photocell (International Rectifier S1M or equivalent)
- Q1—2N170 transistor (or equivalent)
- Q2—2N186A transistor (or equivalent)
- R1—120-ohm, 1/2-watt resistor
- S1—S.p.s.t. slide switch
- 1—Sounder (Sonalert SC-628 available from Newark Electronics Corp., 223 W. Madison St., Chicago, Ill.)
- 1—5" x 2 1/4" x 2 1/4" Minibox (Bud CU-3004A or equivalent)
- 1—Aluminum or cardboard tube, 6" to 12" long, 1 1/4" diameter
- 1—Small camera tripod (optional)
- 1—Military surplus signal lamp or sharply focused flashlight
- Misc.—Small perforated phenolic board, screws, nuts, wire, solder, etc.



ON THE CITIZENS BAND

By MATT P. SPINELLO, KHC2060, CB Editor

THE Western New York Pioneer Citizens Band Association, Lockport, N. Y., has been reported to your CB Editor as being one of the most civic-minded CB organizations in the country. Its past record bears out the report. The achievements of this group might serve as a guideline to recently organized CB associations and to veteran clubs interested in working for the good of their own communities.

The PCBA had an unusual beginning. It was organized specifically to aid needy children. However, the first attempt at organization, in 1963, was nearly disastrous; as membership began to swell, some members lost sight of the original purpose of the club and concentrated more on social functions. Sound familiar?

CIVIC
MINDED
CB'ERS
AID
NEEDY
CHILDREN


To avoid a permanent departure from their original plan, membership in the reorganized PCBA has been limited to 50. The purpose of the club is carefully

explained to all applicants, and each application requires the approval of the board of directors. Many of the current members are businessmen using CB 2-way radio. Although the Pioneers are primarily interested in helping children, their services are offered to any charitable organization seeking aid.

The club's past performances are highly commendable—one might even say enviable! In February, 1965, for example, the club donated \$100 to the Rehabilitation Center Fund for Children in Buffalo, N. Y. In April, members joined a drive to collect clothing for flood victims in Portland, Oregon; three tons' worth was collected.

At Eastertime the club bunny visits the homes of children in the area with candy baskets for all, and makes a similar visit to children confined in Lockport Memorial Hospital. And when the club held its jamboree last May, honored guests for the two-day event were children from St. Rita's Home for Retarded Children and Wyndham Lawn Home for Children. The guests were treated to a picnic lunch, and given free rides and entertainment, including a special

During telethon for a children's rehabilitation fund, Pete Russell, KIC1734, president of the Western New York Pioneer Citizens Band Association, handled the landline while club treasurer, Wally Rader, KIC5723, dispatched CB mobile units to collect some \$3000 of the \$250,000 pledged by New Yorkers.



celebration for those with birthdays that week.

Last December the Pioneers donated \$50 to the Lockport Veterans of Foreign Wars for use at their children's Christmas party. A 19" portable TV receiver was donated to St. Rita's Home the same month.

To kick off the new year, club president Pete Russell, KIC1734, reported the Pioneer group's donations for the month of January: Hope fund, \$200; Salvation Army, \$50; Rehabilitation Fund, \$100. Total: \$350. And in February members participated in an annual Children's Rehabilitation Fund Telethon broadcast aired over WKBW, Buffalo, N. Y., by picking up more than \$3000 in pledges with their CB mobiles, then donating \$100 on behalf of the club. The total pledged by New Yorkers during the drive amounted to more than \$250,000.

Publicity director Vernon Batt, KIC5311, announces that the club's 1966 jamboree will be aimed at raising a net profit of \$5000 for—you guessed it—needy children. As this column is being written, the event is tentatively set for June 12. One of the highlights on the bill will be a show from the Grand Ole Opry. Interested CB'ers should contact CB'er Batt at 321 Miller St., North Tonawanda, N. Y.

Yes, the club is CB-active, too. Members do have CB equipment and can be heard on the air, but mostly for business purposes, occasionally with a personal note. The important thing is that the members of the group were brought together through an interest in Citizens Band 2-way radio, and

(Continued on page 100)

1966 OTCB JAMBOREE CALENDAR

Planning a jamboree, get-together, banquet or picnic? Send the details to: 1966 OTCB Jamboree Calendar, POPULAR ELECTRONICS, One Park Avenue, New York, N.Y. 10016. For more information on the jamborees listed below, contact the clubs or club representatives at the addresses given.

New City, N. Y. June 6
Event: Sixth Annual Jamboree. Sponsor: Citizens Radio Association of Rockland. Address: P. O. Box 295, Nanuet, N. Y. 10954.

Sioux Falls, S. D. June 18-19
Event: Third Great Plains Citizens Band Radio Convention. Sponsor: Sioux Empire Citizens Communication Assn. Location: Sioux Falls Fairgrounds. Contact: Montie Horn, Chairman, 3013 E. 18 St., Sioux Falls.

Struthers, Ohio July 10
Event: Third Annual Picnic and Roundup. Sponsor: Mahoning County CB Radio Club, Inc., of Youngstown, Ohio. Contact: D. C. Peloquin, 618 W. Heights Ave., Youngstown.

Warren, Ohio July 16-17
Event: Annual National MCEU Convention and Jamboree. Sponsor: Mahoning Valley Chapter. Contact: Mike Davis, 5036 Alva Ave., N.W., Warren, Ohio 44482.

Painesville, Ohio July 30-31
Event: 1966 Jamboree. Sponsor: Lake County Citizens Band Club. Contact: Frequency Beat, P. O. Box 489, Willoughby, Ohio 44094.


Punxsutawney, Pa. July 30-31
Event: CB Camp-Out. Location: Punxsutawney Sportsman Club. Sponsor: Punxsutawney CB Club. Contact: Paul Bosak, Delancey, Pa. 15733.

Defiance, Ohio August 14
Event: CB Jamboree. Sponsor: Maumee Valley Emergency CB Radio Corps, Inc. Contact: Ed Morehouse, P. O. Box 303, Defiance.



Last Christmas, the PCBA president played Santa's helper at St. Rita's Home for Retarded Children, where he delivered a TV receiver on behalf of the club. Shown accepting the set are Robert Krueger, chairman of the home's advisory board, his daughter, Kelly, and Sister Raphael Marie.

Photos by Al Shoen



SOLID STATE

By LOU GARNER, Semiconductor Editor

OVER THE YEARS semiconductor prices have followed a steady downward trend as production techniques have improved and more efficient manufacturing methods have been introduced. The original point-contact transistor (now obsolete) sold for well over \$100. Today, however, a far superior transistor is available in small production quantities for less than 25 cents each.

An interesting example of how semiconductor prices can change over a few years is shown in a recent General Electric advertisement. The ad traces the cost of basic semiconductor devices used to control 600-watt loads, when purchased in quantities of 100 and up, from 1957 to 1965.

When the silicon-controlled rectifier (SCR) was first introduced back in 1957, a pair sold for \$290. These early units, Type ZJ39A, were supplanted in 1958 by Type ZJ39L, priced at the much lower figure of \$214 a pair. By March of 1959, the ZJ39L price had dropped to only \$100 a pair. Later, in July of 1959, the C36B was introduced at \$22.20 a pair and, later, in June, the C11B at only \$20.00 a pair. The C15B was introduced in July of 1961 at \$13 a pair, its price dropping to \$9.50 by December, and then to \$8.40 by January of 1962. Another small price drop came in January, 1963, when the ZJ265B was introduced at

\$7.80 a pair. Just about a year later, costs were cut almost in half with the production of the C22B at only \$3.50 a pair. Finally, in February of 1965, GE introduced the SC41B Triac, a bi-directional control device capable of handling a 600-watt load, at only \$2.75 each.

How about that! From \$290 to \$2.75 in eight years! Too bad automobile prices don't follow a similar trend—if they did, we'd all be driving Cadillacs!

Reader's Circuit. Ever wonder what makes your automobile directional signal flasher burn out so often? In a nutshell, it's because of the relatively large current required to operate the standard electro-mechanical flasher. To overcome this limitation, reader Emil E. Knospe (77 Laverack Ave., Depew, N.Y.) has come up with a design for an all-electronic flasher that he says is far superior to the ordinary flasher (See Fig. 1). Here are some of the advantages he lists: (1) variable load capability permitting its use for hazard light switching (*all* directional lights flashing at once); (2) a stable flashing rate not affected by load or battery voltage variations; (3) independently adjustable *on* and *off* cycles; (4) instant warm-up; (5) noiseless operation; and (6) long life.

Transistors Q1 and Q2 form an astable

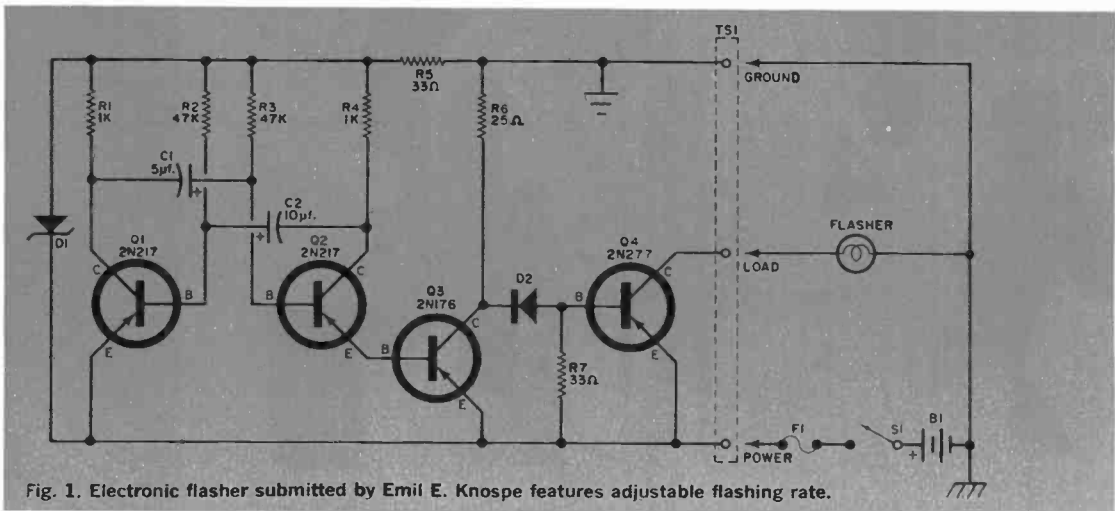
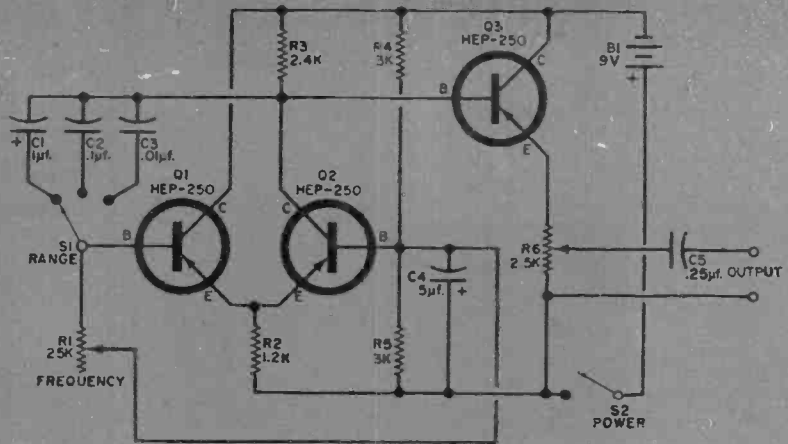


Fig. 1. Electronic flasher submitted by Emil E. Knospe features adjustable flashing rate.

Fig. 2. This portable audio signal generator is one of a number of projects which are featured in Motorola's "Solid State Projects" manual.



multivibrator circuit, with $R1$ and $R4$ serving as respective collector loads, and $R2$ and $R3$ being the base bias resistors. Capacitors $C1$ and $C2$ provide cross-coupling feedback. The multivibrator's frequency, which establishes the flashing rate, is determined by the value of the base resistors ($R2$ and $R3$), and the value of $C1$ and $C2$. Zener diode $D1$ and series resistor $R5$ provide a regulated voltage to insure a stable multivibrator operation.

Transistor $Q2$'s output is emitter-coupled to buffer amplifier $Q3$ which drives $Q4$ acting as a power switch. In operation, $Q3$ is saturated during the off cycle, dropping the full supply voltage across collector load $R6$, and applies only a fraction of a volt to $D2$, which acts as a high-resistance device. Thus, $Q4$'s base, returned to its emitter through $R7$, receives essentially zero bias and the transistor is cut off. With $Q3$ at cutoff during the on cycle, a portion of the supply voltage is applied through $R6$ to $D2$, causing this diode to conduct, and thus placing a forward bias on $Q4$'s base. With $Q4$ now conducting, its collector current is limited only by the flasher load.

Transistors $Q1$ and $Q2$ are 2N217's, $Q3$ is a 2N176 and $Q4$ a 2N277. Diode $D1$ is a 10-volt, 1-watt zener unit and $D2$ is an ordinary rectifier with a 500-ma., 200-PIV rating. Except for $R6$, which is a 5-watt wirewound resistor, all resistors are $\frac{1}{2}$ -watt types. Both $C1$ and $C2$ are 10-volt electrolytic capacitors. Switch $S1$ is a heavy-duty s.p.s.t. type, and $F1$ is a 10-ampere fuse.

Emil used a Cordover HSD-2B combination heat sink and chassis to house the unit. He removed the inner fins to provide space for mounting the components. Neither layout nor lead dress should be critical, but be sure to observe the polarity of the battery, capacitors and diodes, and use

relatively heavy wire for the power, load, and ground connections.

Designed for automobiles with negative-ground electrical systems, the flasher assembly can be mounted at any convenient point away from engine heat. Many users will prefer to mount the unit to the firewall under the car's dash. According to Emil, the circuit will handle load currents from a fraction of an ampere to as high as 10 amperes (maximum) without modification. The flashing rate, with the component values given, is about 60 flashes per minute, with the on cycle about one-half the off time ($\frac{1}{3}$ second on, $\frac{2}{3}$ second off). The on-off ratio, as well as the flashing rate, can be changed by using different values for $C1$ and $C2$; in practice, $C1$ controls on time, $C2$ off time.

Manufacturer's Circuit. Figure 2 shows a simple audio signal generator suitable for servicing or testing intercoms, p.a. systems, record players and other types of audio amplifiers. The circuit was abstracted from Motorola's "Solid State Projects" manual. Priced at 50 cents a copy, the manual is available through all franchised Motorola semiconductor product dealers.

Transistors $Q1$ and $Q2$ comprise the basic multivibrator circuit, with $R2$ common to both emitters. Resistor $R3$ is the collector load for $Q2$, whose base bias is provided by voltage divider $R4$ - $R5$ and bypass capacitor $C4$. The signal generator's operating frequency is determined essentially by the feedback network comprising *FREQUENCY* potentiometer $R1$ and one of the three capacitors ($C1$, $C2$ or $C3$) selected by the *RANGE* switch ($S1$).

The output of transistor $Q2$ is direct-coupled to emitter-follower $Q3$ which serves as a buffer amplifier. A variable resistor,

(Continued on page 98)

ENGLISH-LANGUAGE BROADCASTS TO NORTH AMERICA

Prepared by Robert Legge

Best reception of the year becomes possible as stations utilize higher frequencies favored by warm weather propagation conditions. The latest addition to stations beaming broadcasts to North America in English is Radio Cairo, as listed below.

TO EASTERN AND CENTRAL NORTH AMERICA				
COUNTRY	CITY	TIME—EST	TIME—GMT	FREQUENCIES (MHz)
MORNING BROADCASTS				
AUSTRALIA	Melbourne	7:15-8:15 a.m.	1215-1315	9.58
CANADA	Montreal	7:15-8:15 a.m.	1215-1315	5.97, 15.32
DENMARK	Copenhagen	7:30-8 a.m.	1230-1300	15.165
FINLAND	Helsinki	7:15-7:45 a.m.	1215-1245	15.185 (Tues., Sat.)
GREAT BRITAIN	London	9:30-11:30 a.m.	1430-1630	14.35, 17.81
SWEDEN	Stockholm	7-7:30 a.m.	1200-1230	15.195
EVENING BROADCASTS				
ALBANIA	Tirana	7-7:30 p.m.	0000-0030	7.265
BULGARIA	Sofia	7-8 p.m.	0000-0100	9.70
CHINA	Peking	8-10 p.m.	0100-0300	15.06, 17.68
CUBA	Havana	8-11 p.m.	0100-0400	6.17
CZECHOSLOVAKIA	Prague	8-9 p.m.	0100-0200	7.115, 9.795, 11.99
DENMARK	Copenhagen	9-9:30 p.m.	0200-0230	9.52
ECUADOR	Quito (HCJB)	9-11:30 p.m.	0200-0430	9.745, 11.915, 15.115
EGYPT	Cairo	8:30-10 p.m.	0130-0300	9.595
GERMANY	Berlin	8-9 p.m.	0100-0200	9.56, 11.875
	Cologne	8:30-9:50 p.m.	0130-0250	9.64, 11.795
GREAT BRITAIN	London	4:15-10:30 p.m.	2115-0330	9.51, 11.78, 15.30
HUNGARY	Budapest	8:30-9:30 p.m.	0130-0230	9.833, 11.91
ITALY	Rome	8-8:20 p.m.	0100-0120	11.77, 15.385
JAPAN	Tokyo	6:45-7:45 p.m.	2345-0045	15.135, 17.875
JORDAN	Amman	8:15-8:30 p.m.	0115-0145	9.565
LEBANON	Beirut	8:30-9 p.m.	0130-0200	11.76
NETHERLANDS	Hilversum	8:30-9:20 p.m.	0130-0220	9.59 (Bonaire Relay)
PORTUGAL	Lisbon	9-9:45 p.m.	0200-0245	6.025, 9.74, 11.925
ROMANIA	Bucharest	8:30-9:30 p.m.	0130-0230	9.57, 11.94
SPAIN	Madrid	8-9:30 p.m.	0100-0245	6.13, 9.76
SWEDEN	Stockholm	8:15-9:45 p.m.	0115-0215	11.88
SWITZERLAND	Berne	8:15-9:15 p.m.	0115-0215	6.12, 9.535, 11.775
U.S.S.R.	Kiev	7:30-8 p.m. (Mon. & Thurs.)	0300-0100 (Tues. & Fri.)	9.665, 11.955
	Moscow	5:5-30 p.m. and hourly to 12-1 a.m.	2200-2230 and hourly to 0500-0600	9.665, 9.685, 11.955
VATICAN	Vatican	7:50-8:10 p.m.	0050-0110	9.645, 11.74
TO WESTERN NORTH AMERICA				
COUNTRY	CITY	TIME—PST	TIME—GMT	FREQUENCIES (MHz)
ARGENTINA	Buenos Aires	7-8 p.m. (Mon.-Fri.)	0300-0400 (Tues.-Sat.)	9.69
AUSTRALIA	Melbourne	5-7:45 p.m.	0100-0345	15.22, 17.84
BULGARIA	Sofia	8-8:30 p.m.	0400-0430	9.70
CHINA	Peking	7-9 p.m.	0300-0500	11.82, 15.095, 17.68
	Taipei	6:50-7:50 p.m.	0250-0350	11.86, 15.345
CUBA	Havana	9-10 p.m.	0500-0600	6.17
CZECHOSLOVAKIA	Prague	7:30-8:30 p.m.	0330-0430	7.345, 9.795, 11.99
GERMANY	Cologne	9-9:40 p.m.	0500-0540	9.605, 11.795
HUNGARY	Budapest	7-8 p.m.	0300-0400	9.833, 11.91
JAPAN	Tokyo	6-7 p.m.	0200-0300	15.135, 17.875
KOREA	Seoul	7-7:30 p.m.	0300-0330	15.125
PORTUGAL	Lisbon	8-8:45 p.m.	0400-0445	6.025, 9.74, 11.925
SWEDEN	Stockholm	7:15-7:45 p.m.	0315-0345	11.88
SWITZERLAND	Berne	8:15-9:15 p.m.	0415-0515	9.535, 11.865
THAILAND	Bangkok	8:15-9:15 p.m.	0415-0515	11.943
U.S.S.R.	Moscow	7-10:30 p.m.	0300-0730	9.735, 11.755, 11.85



SHORT-WAVE LISTENING

By **HANK BENNETT**, W2PNA/WPE2FT
Short-Wave Editor

STATION NEWS FROM AROUND THE WORLD

RADIO *New York Worldwide* (WRUL) will soon be the most powerful privately owned broadcast station in the country. The International Educational Broadcasting Company has been granted a construction permit by the Federal Communications Commission for a 700,000-watt transmission plant projected to cost in excess of \$2,300,000. It will have an effective radiated signal equivalent to 5,000,000 watts.

The new plant is to be located on a 785-acre tract of land in the New Jersey Pine Barrens near Chatsworth. It will include two 250-kw., one 100-kw., and two 50-kw. transmitters that will beam programs directly to Europe, Africa, and Latin America through curtain and rhombic antennas which are to be the most modern in the world.

This is the second major expansion that has been announced recently for the station; in February, *Radio New York Worldwide* revealed that it had contracted for the entire third floor at 485 Madison Avenue in New York City for new studios and offices. The station currently broadcasts 17 hours daily on each of five overseas transmitters in English and Spanish, but plans to add Portuguese in a few months, and then Ger-

man and French when the transmitting plant in New Jersey goes on the air in 1967.

Basutoland. The Lesotho Broadcasting Corporation started installing transmitters here earlier this year, and expects to be in operation by the end of 1966. Considerable competition is anticipated from the South African Broadcasting Corporation, which has transmitters at the doorstep of Maseru, and whose FM transmitter at Ladybrand can be heard all over Basutoland.

Philippine Islands. *Radio Veritas* is building three transmitters in the town of Malolos, 40 miles north of Manila—two 100-kw. units for the short waves, and one 100-kw. unit for the medium waves. The station, which is preparing to go on the air in July, will cost about 17 million dollars and will broadcast in 17 languages. Studios will be located in Manila's Pius XII Catholic Center.

Solomon Islands. The Solomon Islands Broadcasting Service is planning to erect a new 8-element antenna for use on 3995
(Continued on page 102)

At left: Bob Thacker, WPE8ISX, of Dayton, Ohio, uses two receivers—a Heathkit GR-64 and a Knight-Kit "Span Master." His record: 21 countries verified (28 logged) and 20 states verified (25 heard).


Below: Bertram Heiser, WPE8ITB, Ypsilanti, Mich., usually DX'es with a Hammarlund HQ-100A receiver; a Hallicrafters S-3BE does standby service. To date, Bertram has 20 countries verified, 22 logged.

FOREIGN-LANGUAGE BROADCASTS TO NORTH AMERICA

Prepared by **BILL LEGGE**

The Editors of POPULAR ELECTRONICS would like to know how much interest there is in the publication of the schedules of broadcasts beamed to North America in languages other than English. A listing of these broadcasts, with the frequencies expected to be used during June, is given below. If you would like to see these foreign-language broadcast schedules published in the future, drop us a postcard and tell us so.

LANGUAGE	STATION	TIME—EST	TIME—GMT	FREQUENCIES (MHz)	
ARABIC	Amman, Jordan	9-10:15 p.m.	0200-0315	9.565	
	Cairo, Egypt	7-8:30 p.m.	0000-0130	9.595	
	Damascus, Syria	8-9 p.m.	0100-0200	9.605	
BULGARIAN	Sofia, Bulgaria	8-8:30 p.m.	0100-0130	9.70	
CHINESE	Peking, China	8-10 p.m.	0100-0300	12.01, 15.095	
		10-12 p.m.	0300-0500	12.01, 15.08	
CZECH/SLOVAK	Prague, Czechoslovakia	8:30-9 a.m. (Sun.)	1330-1400	15.285, 17.825	
		10:00-10:30 p.m.	0300-0330	7.345, 9.795, 11.99	
DANISH	Copenhagen, Denmark	7-7:30 a.m.	1200-1230	15.165	
		8-9 p.m.	0100-0200	9.52	
DUTCH	Brussels, Belgium	6:15-8 p.m.	2315-0100	11.85	
	Hilversum, Holland	9:30-10:50 p.m.	0230-0350	9.59	
FINNISH	Helsinki, Finland	7:15-10:10 a.m.	1215-1510	15.185	
FRENCH	Brussels, Belgium	6:15-8 p.m.	2315-0100	11.85	
	Lisbon, Portugal	9:15-10 p.m.	0215-0300	5.985, 9.635, 11.925	
	Paris, France	4-5 p.m.	2100-2200	11.885, 15.13	
	Rome, Italy	8:20-8:35 p.m.	0120-0135	11.77, 15.385	
	Vatican City	8:10-8:25 p.m.	0110-0125	9.645, 11.74	
GERMAN	Berlin, Germany	8:30-9:30 p.m.	0130-0230	9.56, 11.875	
	Cologne, Germany	7-10 p.m.	0000-0300	9.545, 11.945	
		10 p.m.-1 a.m.	0300-0600	9.735, 11.795	
	Vienna, Austria	7-9 p.m.	0000-0200	9.77	
HUNGARIAN	Budapest, Hungary	7-7:30 p.m.	0000-0030	9.833, 11.91	
		9-10:30 p.m.	0200-0330	9.833, 11.91	
ITALIAN	Rome, Italy	5:30-8 p.m.	2230-0100	11.77, 15.385	
JAPANESE	Tokyo, Japan	7:15-7:30 a.m.	1215-1230	9.505, 11.815	
		8:30-9 p.m.	0130-0200	15.135, 17.875	
NORWEGIAN	Oslo, Norway	8-9:30 a.m.	1300-1430	15.175	
		6-7:30 p.m.	2300-0030	9.61, 11.87	
PORTUGUESE	Lisbon, Portugal	7-9 p.m.	0000-0200	6.025, 9.74, 11.935	
		9:45-11 p.m.	0245-0400	6.025, 9.74, 11.935	
RUMANIAN	Bucharest, Rumania	6:15-7 p.m.	2315-2400	9.57, 11.94	
RUSSIAN	Moscow, U.S.S.R.	10:30-11 p.m.	0330-0400	9.57, 11.94	
		7 a.m.-12:30 p.m.	1200-1730	15.15	
		6:30-7 p.m.	2330-0000	9.665, 11.715	
SPANISH	Buenos Aires, Argentina	8:30-9 p.m.	0130-0200	9.665, 11.955	
		8-9 p.m.	0100-0200	9.69	
		11-12 p.m.	0400-2100	9.69	
		Havana, Cuba	6 a.m.-4 p.m.	1100-2100	15.30
		5-11 p.m.	2200-0400	6.135, 15.23	
SWEDISH	Stockholm, Sweden	6-9 a.m.	1100-1400	9.745, 11.915, 15.115	
		7:30-9 p.m.	0030-0200	9.745, 11.915, 15.115	
		8-8:45 p.m.	0100-0145	11.88	
UKRAINIAN	Kiev, U.S.S.R.	9:30-10:15 p.m.	0230-0315	11.88	
		7:30-8 p.m.	0030-0100	9.685, 11.79	



AMATEUR RADIO

By **HERB S. BRIER**, W9EGQ
Amateur Radio Editor

CONTESTS, GRIPES, AND THE FCC

SUBJECTS of conversations in the amateur bands range from how to work new states to how to make money in the stock market to the airing of pet gripes. So far as the latter is concerned, you are liable to hear such remarks as "AM phone should be outlawed" . . . "SSB should be restricted to small segments of the phone bands" . . . "CW has too many frequencies" . . . "CW is more accurate than phone" . . . "Nets are a waste of time" . . . "All contests should be outlawed" . . . and so on and on.

Actually, most gripes heard on the air are not intended to be taken seriously. Occasionally, however, someone becomes so convinced of his own wisdom that he petitions the Federal Communications Commission to make his whim the law for all amateurs. For instance, the FCC recently dismissed a rule-making petition—RM-562, dated January 23, 1964—aimed at outlawing all amateur awards and on-the-air contests, even though certificate chasing and contests are two of the more popular amateur radio activities.

In dismissing the petition, the FCC noted that contests may well help amateurs to at-

tain the objectives of FCC regulation #97.1 (recognizing and enhancing amateur radio as a voluntary, noncommercial communications service in emergencies and encouraging amateurs to become better communicators and technicians to increase the nation's reservoir of trained operators, technicians, and electronics experts). "Field Day," for example, gives participants practice for communications emergencies and serves as a proving ground for emergency equipment. The FCC also stated that non-contest operators could always find available channels for their desired operations.

VHF QSO Party. There are two popular contests in June: the VHF QSO Party (June 11-12) and ARRL Field Day (June 25-26). To participate in the VHF QSO Party, you must be able to operate above 50 MHz. You get on the air at 2 p.m., local standard time, Saturday, June 11, and operate until 10 p.m., local standard time, June 12. Work as many different stations as possible; you earn one point per contact on 50 and 144 MHz.
(Continued on page 96)

When John Hill, WA4PMK, Emory, Va., was 10 years old, he found the amateur exams a little too much for his fifth grade education, but he talked his father, Jim, WA4PME, into enrolling with him in an electronics course at Washington County, Va., Technical School. Upon completing the course, they both passed their General Class examinations. They share a Johnson Viking "Ranger II" transmitter and a Hammarlund HQ-100A receiver, and divide their time between 10 and 75 meters. Jim and John will receive a one-year subscription for submitting this winner in our Amateur Station of the Month contest. To enter the contest, send us a clear photo of your station with you at the controls, accompanied by some details on your ham career and on the equipment you use. Entries should go to: Amateur Photo Contest, c/o Herb S. Brier, P.O. Box 678, Gary, Ind. 46401.

AMATEUR STATION OF THE MONTH



THE UBIQUITOUS HAM

as seen by
WALT MILLER




"Finally got my own shack!"



"That one's from Ed Smith over on the north end of town . . . That one's from Bob Brown on the east side . . . That one's from Jim Duffy right near the city limits."



"But it's unnerving. Why can't he sign off with '73' instead of '88?'"



"I'll probably be back on the air by 0200 . . . dollars!"



"Oh, thank you! I don't know how I can ever repay you."



POPULAR ELECTRONICS REPORTS
ON THE

HEATHKIT SB-100 TRANSCEIVER

By **HERB S. BRIER**, W9EGQ

TIME WAS—and not too long ago—when you paid for the operating convenience of an amateur SSB transceiver (unless it was a premium price unit) by sacrificing numerous features common to separate receiver-transmitter combinations. On “receive,” some transceivers had marginal selectivity and sensitivity and poor a.v.c./a.g.c. characteristics; on “transmit,” carrier and unwanted sideband suppression left something to be desired, the transmitted signal was wider than necessary, and output efficiency was low.

Today the gap between the performance of good CW/SSB transceivers and separate receiver-transmitter combinations has been significantly narrowed. And in any tabula-

tion of transceivers based upon performance the new Heathkit SB-100 transceiver* would appear near the top of the list.

Features of the SB-100. This transceiver is the latest addition to the Heath Company’s “SB” series of amateur equipment and matches other items in the line in size and appearance. Ready for work, the unit weighs 17½ pounds, its dark green panel measures 14¾” x 6¼”, and it is packaged in a gray, perforated aluminum cabinet. A welcome feature of the cabinet is its full-size, hinged cover.

Reviewing the SB-100 specifications reveals that this 20-tube and 16-diode (12 of the tubes are multipurpose) transceiver will operate on any amateur band and closely adjacent frequencies between 3.5 and 30 MHz with CW and upper or lower SSB. Transmitter power is 170 watts, CW, and 200 watts, peak envelope power (PEP), SSB, to a pair of 6146’s. Rated carrier suppression is 50 db, and unwanted sideband suppression is 55 db.

Rated receiver sensitivity is a 15 db signal-plus-noise to noise ratio for a 1- μ v. signal at the antenna terminal. Selectivity, obtained by means of a hermetically sealed crystal lattice filter, is 2.1 kHz; this is also the transmitted SSB signal bandwidth.

Furnished as standard equipment with

*The Heathkit SB-100 transceiver and matching power supply kits are available by mail from the Heath Company, Benton Harbor, Mich. 49022.

the kit are all crystals required for normal operation on any frequency within the transceiver's range, and the components for a 100-kHz crystal calibrator and smoothly functioning VOX control system.

Keying on CW is via grid-blocking. The key also controls an audio oscillator that delivers a keyed tone to the speaker or phones to permit the operator to monitor his sending. In addition, the tone is fed to the VOX system. When the key is first pressed, the VOX relay immediately switches the transceiver from "receive" to "transmit" and holds it in this condition during normal keying. But a slightly longer than normal pause allows it to revert to the "receive" mode.

The "hold-in" time is adjustable on both CW and phone; non-VOX operation is also available on both modes by turning the function switch to "Push to talk" (PTT).

Besides its normal VFO control, the SB-100 offers optional crystal control of the transmit mode only or of both transmit and receive by the use of crystals in the 5 to 5.5 MHz region. This optional crystal control permits the transceiver to be used by Novice operators in the 15-, 40-, and 80-meter Novice CW bands. (Reducing power to the 75-watt Novice limit is merely a matter of retarding the front-panel "drive" control so that the amplifier plate current does not exceed 100 ma.) In addition, the crystal-control feature allows the SB-100 to be operated on the MARS channels within 25 or 30 kHz of the various amateur bands—frequencies which cannot be reached with VFO control.

The SB-100 requires 700 to 850 volts @ 250 ma. and 300 volts @ 150 ma., d.c., and 12.6 volts @ 5 amperes, a.c. or d.c. These requirements are easily filled by the matching HP-25 120-volt, 60-cycle a.c. supply and the HP-13 12-volt d.c. supply.

Assembling the Transceiver. The Heath Company recommends assembling the SB-100 as a project for the experienced amateur. Maybe the word *patient* might be better than *experienced*, because assembling the kit is not particularly difficult for any person reasonably adept with a soldering iron who has the patience to follow the very clear instructions in the instruction/operating manual. Patience is a must, because there are over 550 components to be installed.

Your reviewer estimates that it will take the average constructor approximately 80 hours to complete the SB-100. Trying to rush the assembly could turn a pleasant task into a disagreeable chore, and it would increase the chances of making errors. No special tools are required.

Before the days of printed circuit boards, wiring the a.f., i.f., and r.f. circuits in a unit as complex as the SB-100 would demand considerable skill. With circuit boards, however, the builder preassembles each board in an hour or two and then places it aside until the time comes to install all of them in the chassis.

Another potentially difficult task—building and calibrating the VFO—is completely bypassed because the Heath Company furnishes a preassembled and calibrated "linear

(Continued on page 90)



Feature-loaded SSB transceiver includes a preassembled and calibrated linear master oscillator (LMO) to simplify task of calibrating the VFO. Use of printed circuit boards speeds and simplifies construction. As in any well-designed transmitter, the final stages are well shielded. You can even work some of the MARS frequencies with this rig. Barefoot, the pair of 6146 finals runs at 170 watts for SSB and 200 watts for CW. You can drive a linear amplifier to obtain maximum legal power, or cut back to permit Novice operation.

**THE MOST COMPLETE
AND UP-TO-DATE GUIDE
TO THE EXCITING WORLD
OF SPECIALIZED RADIO
COMMUNICATIONS!**

ONLY \$1.25



4
FACT-PACKED SECTIONS

Short Wave Listening

Amateur Radio

Citizens Radio Service

Business Radio Service

148 PAGES . . .

All-new and better than ever, the 1966 COMMUNICATIONS HANDBOOK brings you exclusive information on such vital subjects as getting started in SWL—buying equipment and station reporting; establishing your CB station, public service activities; ham license applications procedures, learning the code; typical business radio installations . . .

PLUS a special nation-wide listing of 250 amateur radio clubs offering code and theory courses and a roster of 400 CB clubs—both lists available nowhere else!

. . . and much, much more. Everything you need to know about your specialty is covered by a leading authority in the field—from basic instruction for the beginner through the most advanced data and techniques.

Complete with charts, tables and illustrations galore, it's a big, valuable "encyclopedia" of communications information you'll use all year long.

Just what you've been looking for? Then clip the handy coupon below and send for your copy today!

1966 COMMUNICATIONS HANDBOOK
AVAILABLE FOR THE FIRST TIME!

GET THE EXQUISITE LEATHERFLEX-BOUND EDITION
for just \$3 POSTPAID!

The 1966 COMMUNICATIONS HANDBOOK is now available in an attractive, gold-embossed, Leatherflex-bound edition—a superb addition to your library of permanent reference books. This deluxe volume will be mailed to your home, postpaid, for just \$3.00, when you check the appropriate box on the order form.

Ziff-Davis Service Division • Dept. CH
589 Broadway • N.Y., N.Y. 10012

YES! Send me a copy of the 1966 COMMUNICATIONS HANDBOOK, as checked below:

\$1.25 enclosed, plus 15¢ for shipping and handling. Send me the regular edition. (\$1.50 for orders outside the U.S.A.)

\$3.00 enclosed. Send me the Deluxe Leatherflex-bound edition, postpaid. (\$3.75 for orders outside the U.S.A.) Allow three additional weeks for delivery.

NAME _____ PE-66

ADDRESS _____

CITY _____ STATE _____ ZIP CODE _____

PAYMENT MUST BE ENCLOSED WITH ORDER.

WE DON'T CLAIM
OUR ELECTRONIC
IGNITION SYSTEM
IS BEST . . .



OUR
CUSTOMERS DO!

WRITE TODAY FOR FREE LITERATURE

JUDSON

RESEARCH AND MFG. CO.
CONSHOHOCKEN, PA., U.S.A.



CIRCLE NO. 20 ON READER SERVICE PAGE

SAY YOU SAW

IT IN

POPULAR ELECTRONICS

TRIK STIK UNIVERSAL ANTENNA

for CITIZENS BAND, Low and High
BUSINESS BAND, MONITOR, CIVIL DE-
FENSE, AMATEUR, SWL, AIRCRAFT, TV
and FM RECEPTION.

\$6.45

Free Literature. CUSH CRAFT, DEPT. TS
621 Hayward St., Manchester, N. H. 03103

ASSIST

(Continued from page 26)

Sansei Electronics "Zephyr" receiver; tunes AM & FM; has 6 tubes and 2 diodes. Schematic needed. (Lee P. Hunt, 463 Pammel Ct., Ames, Iowa 50012)

Knight transceiver, circa 1934; covers 5 meters; has 1 tube. Schematic needed. (Nick Mihu, 830 Almasy Dr., Campbell, Ohio 44405)

AM-864/U amplifier made by Federal TV Corp.; has 4 tubes. Schematic needed. (Arthur Karis, 14 Caldwell St., Fitchburg, Mass. 01420)

Atwater Kent Model 46 receiver, ser. 23 10954; has 8 tubes. Schematic needed. (Edward Elfstrom, 76 Waterworks Rd., Freehold, N.J. 07728)

Grundig Model 8TUSA receiver; tunes AM and FM; has 3 tubes. Schematic needed. (Howard Lyhte, 1700 Harrison Ave., Bronx, N.Y. 10453)

TCS-X transceiver, made by Collins. Schematic needed. Superior Model 600A multitester. Schematic, operating instructions needed. (J.J. Ullimon, 607 Aspen St., Vandenberg AFB, Calif. 93437)

National Union RK34 tube and Hytron HY31Z tube. Both tubes have 2 plate caps. Specification sheets needed. (David Hamilton, River Rd., Rt. 1, Paw Paw, Mich. 49079)

AN/PDR-27 Geiger counter surplus. Operating manual needed. (Armand J. Brucato, 73 Pleasant St., Lunenburg, Mass. 01462)

Transvision TV kit. Sources for T-2 or i.f. strip and brass escutchcon panel needed. (Robert F. Pierce, ET2-S2, USCG Loran Transmitting Sta., APO New York, N. Y. 09023)

Montgomery Ward Model W-1 receiver, ser. 638, circa 1926, made by Tri-City Electric. Schematic and two V199 tubes needed. (R. G. Whittier, 4055 W. 101 St., Inglewood, Calif.)

Heathkit Model QF-1 Q-multiplier; has 12AX7 multiplier tube; tunes 450 to 460 kHz. Assembly manual needed. (Robert Kort, 59 Glenwood Ave., Poughkeepsie, N.Y. 12603)

Hewlett Packard journals from 1949 to 1955 needed: Vol. 1, No. 3, 4, 7, 9, 12; Vol. 2, No. 4; Vol. 3, No. 2, 4, 9, 10; Vol. 4, No. 1, 2, 9, 10; Vol. 6, No. 10. (J. Landa, Route 2, Clayton, Ga. 30525)

Teletype Model 2B simplex printer. Operating manual, end of line indicator, and source for parts needed. (Donald Porter, 230 Merritt Dr., Oradell, N.J. 07649)

Wire for wire sound recorder needed. (David Reiland, 417 Strodman Ave., Wisconsin Rapids, Wis. 54494)

Royal Controls Model 16 and Model 24B garage door control; has 5 tubes. (E. B. Stark, 530 Bell Ave., Altoona, Pa.)

Browning Model R-2700A receiver and Model 23/S-nine transmitter. Operating manual needed. (Thomas Sedivy, R.R. #4, Box 238, Lockport, Ill. 60441)

Bosch Model 402-5 receiver; covers 0.55 to 1.7 MHz; has 5 tubes. Schematic needed. (Joe Pinner, 1349 Vinton, Memphis, Tenn. 38104)

Dumont cathode-ray oscillograph, type 322, circa 1952. Operating manual and schematic needed. (Bob Smicinski, 6 Carmichael St., Amsterdam, N.Y. 12010)

Motorola Model R-394-U receiver, part of AN/FRC-27 and AN/TRC-34 set; covers 152 to 174 MHz. Audio and squelch subassembly needed. (Robert W. Merdler, 916 S. Jefferson, Saginaw, Mich. 48601)

Westinghouse Model H-110P4 portable radio, circa 1949. Schematic and a.c. power supply H377 needed. (Nicholas Nicastro, 228 Park Ave., Hoboken, N.J. 07030)

E. H. Scott Model RCH receiver, ser. 2845, circa 1945. Built for Navy; tunes 90 kHz to 23 MHz on 5 bands; has 11 tubes. Schematic needed. (Richard Sztatkowski, 62 William St., Trenton 9, N.J.)

Link transceiver, type 2365-ED 3A, ser. 1467; has 2 tubes. Schematic and conversion data from 47.2 to 53.6 MHz needed. (K. R. McCordle, 3315 Oleanda Ave., Louisville, Ky. 40215)

Sperry Gyroscope portable engine analyzer, ser. 747. Schematic, instruction book, and connecting cables needed. (Ted A. Marti, Box 892, Balboa, Canal Zone, Panama)

Transvision Model H50A oscilloscope. Schematic and adjustment data needed. (James H. Henderson, 1535 Thelma Ave., Library, Pa.)

National Model NC-55 receiver, ser. 210 0024; has 9 tubes. Schematic and value of headphone output impedance needed. (Don Davis, 1217 Valencia, N.E., Albuquerque, N.M. 87110)

BC-624-A receiver, surplus, ser. 16909, has 11 tubes. Schematic and power requirements needed. (A. G. Rose, 123 Russell St., Kingston, Ontario, Canada)

Triplet Model 3212 tube tester, ser. 1946. Schematic, operating instructions, and tube adapters needed. (Don Ven Huizen, Wimbledon, N. D.)

Presto Model AN/TNH recorder-reproducer set, ser. 308. Schematic, service data, and parts source needed. (J. Frank Martin, Box 110, Franklin, N.C. 28734)

ARC4-RT19 2-meter transceiver, surplus. Schematic and operating manual needed. (Virgil K. Moore, 1973 Alvina Dr., Pleasant Hill, Calif. 94523)

BC-733 or **RC-103-A** receiver, circa 1942. Schematic and/or information on connections to power input plug needed. (Steve Gabriel, 22 W. Lakeland St., Bayshore, N.Y. 11706)

National Radio Institute Model 68 tube tester. Schematic and tube chart needed. **EICO Model 145** multi-signal tracer. **Heathkit Model S.G.8** r.f. signal generator. Operating manuals needed. (Harold G. Phillips, 1579 47 Ave., San Francisco, Calif. 94122)

Cub receiver, ser. 130986, circa 1931; has 4 tubes. Ballast tube 185-R8 needed. **Atwater Kent Model 310** receiver; covers 2 bands; has 10 tubes. Tuning, volume, band selector knobs needed. (Jeff Aulck, 120 W. Main St., Huntley, Ill.)

BC-348-I receiver, surplus, has 9 tubes. Schematic and parts source needed. (Timothy Bedgood, 710 Woodward St., Lakeland, Fla. 33803)

Sonora Model E receiver, circa 1927; tunes AM. Schematic and tube location guide needed. **Western Air Patrol Model 1557-67652** receiver, ser. 230634; tunes AM and s.w. on 3 bands; has 8 tubes. Schematic and power transformer needed. **Espey** receiver; tunes AM and FM; has 12 tubes. Schematic and source for tubes needed. (Ray Reese, 1706 Jacobson Blvd., Bremerton, Wash. 98312)

Loewe Opta Botschafter radio-phonograph, type 42239. Power transformer NT-11 needed. (Charles E. Wodenscheck, 504 Beetham Rd., Mineral Wells, Tex. 76067)

Admiral Model 69C19 receiver, circa 1949; tunes BC. Parts source needed. (Howard Silverstein, 6720 Calvert St., Philadelphia, Pa. 19149)

BC-455-B receiver, surplus, ser. 51455; tunes 6 to 9 MHz. Schematic, parts list, tube location guide, and power requirements needed. (Alan Barrey, 114 S.W. Isaac, Pendleton, Oreg.)

Music Master receiver, ser. 60H-46494, type 60; has 5 01A tubes. Schematic, voltage and battery hookup information, 2 tuning dials, and front panel needed. (John N. Dickerson, 4815 Craig Rd., South Bend, Ind. 46614)

BC-733D receiver, surplus; tunes 105 to 110 MHz. Schematic and source for 717A tubes needed. (Bill Shinko, 4478 W. 11 St., Cleveland, Ohio 44109)

Precision Model 660 tube and transistor tester. Transistor test data chart needed. (Richard List, 2104 Village Dr., Pittsburgh, Pa. 15221)

MN-26C receiver, surplus, made by Bendix; tunes 150 to 1500 kHz. Schematic and other data needed. (Allen Windhorn, Route 2, Box 138, St. Peter, Minn. 56082)

Stromberg-Carlson Model 340W, circa 1936; tunes BC and s.w.; has 9 tubes. Schematic and alignment data needed. (Jon Katz, Rt. 1, Box 213-D, Williamsburg, Va. 23185)


Motorola Model 47B11 receiver, chassis HS 72; tunes BC; has 4 tubes. Schematic and source for parts needed. (John L. Tucker, Hometown, W. Va. 25109)

Raytheon Model RPC-40 4-channel mixer. Schematic, operation manual, and controls needed. (Brent Gabrielsen, 7316 E. Vernon Ave., Scottsdale, Ariz.)

Federal Telephone and Telegraph Model 61 receiver, circa 1924, tunes BC; has 6 tubes. Operating manual and other data needed. (Bruce Seifried, 10 Kings Highway, New City, N. Y. 10956)

Stromberg-Carlson Model 16-C TV set, circa 1950. Source for ratio detector and horizontal oscillator transformers needed. (Frank L. O'Brien, 100 Seventh Ave., Lowell, Mass. 01854)

Eight easy-to-build Projects for Electronic Hobbyists



PHOENIX, ARIZ.—Motorola Semiconductor Products, Inc., has published a 66-page book on useful solid state hobby projects as a part of their HEP program. The projects are simple and feature easy to follow instructions and pictorial diagrams.

In addition to projects on a code practice oscillator, panic button, signal generator, minifi amplifier, regulated power supply, intercom, motor speed control and 6-meter converter, the book contains builder's hints and a chapter on semiconductor fundamentals.

On sale at all Motorola franchised HEP sales outlets for 50 cents, the book is also available by sending the coupon below with 50 cents plus 10 cents for handling to HEP, Box 955, Phoenix, Arizona 85001.



HEP, Box 955, Phoenix, Arizona 85001

Gentlemen:

Enclosed is 60 cents for my copy of
"Solid State Projects From Motorola."

Name: _____

Street: _____

City: _____ State: _____

Zip Code: _____

AIRCRAFT • POLICE • FIRE AM/FM VHF RECEIVERS

NEW

364B covers 26-54 and 88-174 MC in eight overlapping calibrated bands. Advanced circuitry, higher sensitivity, vernier dial drive, large full vision dial. Completely self-contained with internal AC power supply and speaker.



364B
\$49.95

348A transistorized tuneable converter. Powered with self-contained battery. Excellent sensitivity. Designed for use with car, home, or portable radios. Also complete line of crystal controlled converters for monitoring police, fire, aircraft, etc. signals.



348A
\$34.95



316C AUDIO EQUALIZER
\$44.95

Variable equalizer necessary for professional quality recording or playback. Ideal for use between mixer and tape recorder or tape to tape, etc. Write for details or send \$2.00 for LP demonstration record. Covers tape and disc recording techniques. Refunded with purchase.

Order direct or write for information



20 GLENWOOD
CINCINNATI 17,
OHIO

CIRCLE NO. 21 ON READER SERVICE PAGE

Get Your First Class Commercial

F.C.C. LICENSE

and earn your

A.S.E.E. DEGREE

Move up. Make more money, and enjoy your work more. How? By getting your first class F.C.C. license, and then your A.S.E.E. degree. Grantham offers *resident* and *home study* training, as follows:

In *resident* training, each four-month semester prepares you for an employment objective. Semester I—communications technician with a first class F.C.C. license. Semester II—television technician. Semester III—computer technician. Semester IV—electronics *engineering* technician with an A.S.E.E. degree.

By *home study*, Grantham offers F.C.C. License Preparation, and Electronics Technology.

Get the facts from our free catalog. Then, with our assistance, get the knowledge. Your F.C.C. license, your A.S.E.E. degree, and higher-paid employment follow naturally. Ask for *Catalog 63-G*.

Grantham School of Electronics

1505 N. Western Ave., Hollywood, Cal. 90027
(Phone: HO 9-7878)

408 Marion Street, Seattle, Wash. 98104
(Phone: MA 2-7227)

818-18th St., NW, Washington, D.C. 20006
(Phone: 298-7460)

CIRCLE NO. 15 ON READER SERVICE PAGE

HEATHKIT TRANSCEIVER

(Continued from page 85)

master oscillator" (LMO) as part of the kit. The builder simply removes the LMO from its box, bolts it to the chassis, and attaches it to the dial. Incidentally, the dial turns as smooth as butter and is calibrated in 1-kHZ increments; it can be read to within a few hundred hertz or better.

Aligning and adjusting the SB-100 is a straightforward operation, using just a VTVM and a 50-ohm dummy load capable of dissipating 100 watts for short periods of time. The receiver is adjusted first, then the transmitter. Assuming that there are no "bugs," the entire operation is easily completed in an evening. Unfortunately, we were temporarily slowed up by a defective crystal, which we tracked down by systematically following the troubleshooting procedures outlined in the SB-100 instruction manual. The Heath Company immediately sent a replacement, of course.

Test Results. In the transmit mode, the completed unit easily met its performance specifications. Phone quality was excellent, warm-up drift from a cold start undetectable in normal operation, and both carrier and unwanted sideband suppression extremely high. On CW, the signal was T9X and free of clicks and chirps.

These results were no more than we expected on "transmit" after inspecting the circuit diagram. What we wanted to do was to check how closely the SB-100 met the high claims made for it as a receiver. As its claimed 15 db signal-plus-noise to noise ratio for a 1- μ v. input signal is the same as the verified performance of the Heathkit SB-300 receiver (see page 85, POPULAR ELECTRONICS, August, 1964), we arranged to switch from one unit to the other and started listening.

Any signal—no matter how weak—that could be copied on either the SB-100 or the SB-300 could be copied equally well on the other one using either a beam or a multi-band doublet as an antenna. But the S-meter readings were far different; the SB-300 meter always read four to six "S" units higher than the SB-100 meter.

Most of the difference between the meter readings is due to the fact that the SB-100 has less absolute front-end gain than the SB-300 has. The only time that this lower gain might possibly be important would be if the SB-100 were used strictly as a receiver with an extremely inefficient antenna—maybe a piece of wire a foot long. Such

an antenna would be useless on "transmit," however.

Naturally, the SB-100's selectivity does not match the selectivity of the SB-300 when the latter's 400-hertz CW filter is switched into the circuit. But the Heath Company can supply a 400-hertz filter for CW buffs who want to use the SB-100 on CW only.

Conclusions. On performance, the SB-100 must be rated A+. Although it lacks provision for tuning the receiver a few kilohertz on either side of the transmitter frequency or for using an external VFO, these are minor disadvantages. The optional crystal control will take care of many of the conditions where a second VFO might be used; besides, many operators prefer to use a separate receiver in conjunction with a transceiver for split-frequency operation, such as DX chasing.

The SB-100's power on "transmit" is sufficient for successful work on both CW and SSB on all bands. And for future expansion, its power output will drive any "linear" amplifier to the full legal amateur power limit.

On a cost basis, the SB-100's \$360 price tag (plus \$39.95 for the matching HP-25 120-volt a.c. power supply or \$59.95 for the HP-13 transistorized, 12-volt d.c. supply) should also be highly attractive to the amateur who is willing to invest 50 to 100 hours of his time in assembling the transceiver and power supply and save about \$200. —30—




"Copied that solid, Bill, or my handle isn't Sue, 1816 Orange Terrace, Hagersville, Indiana, four blocks south of courthouse, turn right . . ."


\$139.

Courier TR-12. 12-Channel solid-state CB rig. Guaranteed for 10 years!

Silicon-transistors throughout. A compact 5¾" W x 6¼" D x 1⅞" H. "Uni-crystal" operation—single crystal for transmit and receive. Complete with microphone. Illuminated S meter. Illuminated channel selector. PA system. Auxiliary speaker jack. Modulation indicator. DC cord. Exclusive Courier "Safety-Circuit" to protect against mismatched antenna, incorrect polarity, and overload. Channel 9 crystal supplied. Plus the biggest guarantee in the business—10 full years!

Want 23 channels? Courier's TR-23S—only \$169.



**eci. electronics communications inc.**
56 Hamilton Avenue, White Plains, N.Y.

Yes! Tell me all about the \$139 Courier TR-12 with the 10-year guarantee.

Name _____

Address _____

City _____ County _____ State _____

Dept. PE-66

CIRCLE NO. 41 ON READER SERVICE PAGE



PERMANENT PROTECTION!

**POPULAR
ELECTRONICS**

**Deluxe Magazine Files that
hold a full year's copies!**

Designed to keep your periodicals orderly and easy to refer to. These durable files guard against soiling, tearing, wear or misplacement of issues. They look like leather and are washable! 23kt. gold lettering and exquisite 2-color binding make them highly-decorative additions to your bookshelves.

**Shipped POSTPAID! FULLY GUARANTEED!
Only \$3.50 each—3 for \$10, 6 for \$19!**

Jesse Jones Box Corp., Box 5120, Dept. PE
Philadelphia 41, Pa.

Enclosed is \$_____. Please send me _____ Popular
Electronics Magazine Files in the colors checked below:

- Black backing/maroon sides
- Maroon backing/black sides

NAME _____

ADDRESS _____

CITY _____ STATE _____ ZIP CODE _____

Orders outside U.S.A. please add \$1 additional for each file
ordered.

--- (Payment must accompany order) ---

VHF / FM MARINE RADIO

(Continued from page 70)

the application of the Florida Telephone Corporation to provide Public Correspondence service for channels 24 and 25 in the VHF/FM maritime radio band.


Equipment Offered. The fact that almost all tugs, tankers and commercial craft have VHF/FM radio communications equipment aboard should be the best recommendation for their use by the recreational boater. With Coast Guard installations ringing the country, the streamlining of FCC regulations, the Coast Guard Auxiliary training programs, and an industry awakening to the enormous potential of the pleasure boat VHF/FM radio equipment potential, manufacturers are beginning to have a field day.

Already in the race for the recreational boatman's dollar are Canadian Marconi through Kaar Electronics, its American subsidiary; Aerotron; Konigsberg Electronics; Aircraft Radio Corporation; Pearce-Simpson; Communications Company; Hartman Marine; Fisher Research Labs.; RCA Radiomarine; Raytheon; and many others. A partial listing of some currently available equipment is given on page 70.

Because more and more companies are entering the VHF/FM marine radio equipment market, the recreational boater will have the widest selection of radio gear to choose from, at the lowest prices ever, during the present boating season.

-50-

BROWNING...
**best CB pair on
the air, anywhere.**



Eagle Base Station with RF gain control, 23-channel operation, selectivity switch, crystal microphone, cascode Nuvistor front end plus many other features.



Raven Mobile Unit has 23-channel crystal control transmit and receive, 12 tubes, 19 functions, plus 2 transistors and 9 diodes. No synthesizing. Write for complete specifications, prices.



browning
LABORATORIES, INC. Dept. PE-6
1269 Union Ave., Laconia, N. H. 03246

CIRCLE NO. 5 ON READER SERVICE PAGE

CAR VOLTAGE REGULATOR

(Continued from page 44)

tween 14.2 and 15 volts, and at 100°F, the reading should be within the limits of 13.8 and 14.6 volts.

Adjust the potentiometer (*R2*) for an initial reading of 14.4 volts, and later readjust the potentiometer, as the battery becomes fully charged, to maintain the same nominal reading. Be sure to tighten the lock nut on the potentiometer.

ter shaft after each adjustment to prevent the setting from shifting. If your car is equipped with an ammeter, it should read between 25 and 30 amperes during the charging period, and then settle down to between 2 and 7 amperes, indicating a charged condition.

When you have finished the checkout, your solid-state regulator will be ready to give you many years of trouble-free and reliable service. —30—

LIGHT-TO-SOUND TRANSLATOR

(Continued from page 75)

Minibox to accommodate the sounder. Drill or cut a hole in the center of the other end to conform to the size and shape of the photocell. The on-off switch (S1) and a 1/4" hole for a tripod mount can be located approximately as shown, or in any other convenient place. The battery can be held in place by a battery holder or tape.

One of the sounder's terminals is used to support a small perforated phenolic board on which the two transistors and R1 are mounted. (See Fig. 3.) Vector push-in terminals serve as wiring points. Resistor R1 can be any value from 80 to 150 ohms, and almost any small-signal transistors can be substituted for those used here, provided that one is an npn and the other a pnp type. Also, an "S3M" photocell can be used instead of the "S1M" to increase sensitivity.

You can boost both sensitivity and range by applying a bias voltage to the photocell. Connect a 50,000-ohm poten-

tiometer across the B+ and B- points; disconnect PCI's black lead from Q1's emitter, and connect it to the center arm of the pot.

Mount a 6"- to 12"-long tube in front of the photocell to prevent ambient light from setting it off. A 1/4"-diameter aluminum or cardboard mailing tube painted black on the inside will do. Small angles, spade lugs, or cement can be used to hold the tube and photocell in place.

Operation. To use the translator, simply mount it on a tripod and align it with the light blinker. If you don't know the Morse code, you can do what Paul Revere did—one if by land and two if by sea. —30—

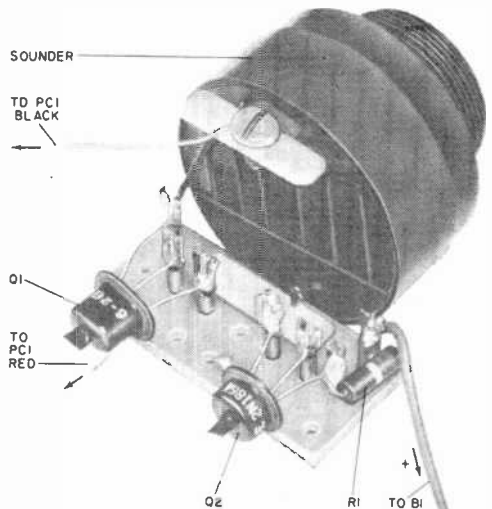


Fig. 3. A terminal strip can be substituted for the small perforated board, and mounted on one of the sounder's large lugs. Parts layout is not critical.

the Model 501 COMPONENT SUBSTITUTOR

...the instrument acclaimed by servicemen, engineers and school shops now available in a **wire-it-yourself KIT!**


step-by-step illustrated instructions make the Model 501 easy-to-build...

Substitutes for any one of over 80 component values

Will substitute up to 4 different components at the same time

A surge protector switch prevents arcing, sparking, or heating of electrolytics

Electrolytics are discharged automatically



Model 501K Kit...Net

\$25.95

Model 501 Wired

\$39.95 Net

places a complete range of components at your fingertips for fast substitution

Substitutes for
Carbon Resistors—
Power Resistors—
Capacitors—
Electrolytics—
Crystal Diodes—Selenium
Power and Silicon Power Rectifiers

Write for complete catalog of kits and wired instruments—and name of nearest distributor.

Mercury

Electronics Corp.

315 Roslyn Rd., Mineola, N.Y. 11501


CIRCLE NO. 44 ON READER SERVICE PAGE

when it's time to think of college
you should read this

FREE CAREER BOOKLET

about engineering at

MSOE



MILWAUKEE MS-277
SCHOOL OF ENGINEERING
Dept. PE-666, 1025 N. Milwaukee Street
Milwaukee, Wisconsin 53201

Tell me about an engineering career through
residence study in:

- Electrical fields Mechanical fields

Name.....Age.....

Address.....

City, State.....

CIRCLE NO. 23 ON READER SERVICE PAGE

**BACK ISSUES
AVAILABLE**

**Use this coupon to order back
issues of POPULAR ELECTRONICS**

We have a limited supply of back issues
that can be ordered on a first-come, first-
served basis. Just fill in the coupon below,
enclose your remittance in the amount of
65¢ for each copy ordered.

ZIFF-DAVIS SERVICE DIVISION
Dept. BCPE, 589 Broadway
New York, New York 10012

Please send the following back issues of POPULAR
ELECTRONICS. I am enclosing.....to cover
cost of the magazine, shipping and handling.

Month Year

Month Year

Month Year

Name

Address

City

State Zip Code.....

Payment must be enclosed with order

LOOK OUT! IT'S HOT!

(Continued from page 55)

is, at household frequencies, authorities say that a.c. is roughly three times as dangerous as d.c. at the same voltage, but d.c. brings about ventricular fibrillation in a much shorter period of time. You'll also find that as the frequency of an a.c. source increases, the injurious effects of shock decrease. Medical reports have shown that a person tolerates only 30 ma. at 11,000 hertz, but 500 ma. at 100,000 hertz. But now we're getting up into the r.f. regions. And r.f., as you know, can give you a nasty burn."

Ziggy finally finished my CB unit, plugged it in, and tried it out. The hum was gone. We listened as a waspy-voiced CB'er tried to reach her itinerant husband with a message to pick up his mother-in-law at the railroad station. Seems she decided to pay an extended visit. I thought I heard Ziggy mutter something about "poor guy."

"This time you test the rig for shock hazards." Handing me the voltmeter probe, he added thoughtfully: "If people used more common sense and took time out to make a simple test as you're doing, there would be a heap less accidents. Take ordinary house current, for instance. Many people still believe that the electricity entering their homes is confined to two or three wires. They don't realize that the earth or ground is an important part of the distribution system, as power companies connect the neutral wire to many places along the line. The earth can be looked upon as a third or neutral wire in a two-wire system in parallel with the neutral or ground wire."

"That's why it's just as easy to get a shock by coming in contact with a grounded pipe while touching a 'hot' chassis as it is if you simply put both hands across a line," I commented.

"Right. Best protection you have is to use a ground wire with your electrical tools and appliances to drain off stray current. Small appliances wear out in time and are frequently a source of trouble. In fact, the Underwriters Laboratory states that no tool or appliance

should be used in wet or other hazardous areas without special insulation and adequate grounding. It's also a good idea to buy only those appliances approved by the Underwriters Laboratory."

"Suppose your house hasn't a three-wire system?" I asked.

"That's no problem. A three-wire cord plugs into a two-slot receptacle using an adapter with its own ground wire. The wire is attached to a ground screw on the faceplate of the outlet box."

"How's to tell you have a grounded faceplate?"

"Easy. Normally a receptacle box is grounded if the house wiring is armored cable or rigid metal conduit. If it isn't, use a simple neon indicator—the type found in most hardware shops—to check. Touch one lead of the indicator to the faceplate screw and insert the other lead into each slot. If the indicator lights when contact is made on either slot, you have a ground. If you're using two-wire cord tools, make your own ground. Attach a length of No. 18 insulated single-conductor stranded copper wire to a screw on the tool's shell. The other end is tied to a grounded screw. It's not hard."

He went on to say that workshops, ham shacks and the like with damp concrete floors should be covered with wood or rubber mats as added protection. "Safety is largely a matter of habit. Learn to use common sense. Stay away from grounded pipes and other metal fixtures when near voltage. Always pull the plug out of a unit before doing anything to it, and use an isolation transformer when working on line-operated equipment. Make it a practice to consider all leads as hot leads until you have determined otherwise."

"I just thought of something," I interrupted. "How about a lecture for our CB club members on shock hazards. We could use some pointers."

Ziggy laughed. "I did give a little talk—at the last meeting. But, of course, you wouldn't know—you weren't there."

"I couldn't make it. I had a blind date that was supposed to be something special," I admitted, somewhat embarrassed.

"What happened?" Ziggy grinned.

"It turned out to be quite a shock."

His laugh followed me all the way up the stairs.


There's GOOD NEWS Today!

PRICES REDUCED

on the famous

MARK TEN SCR IGNITION SYSTEM

Factory Assembled



ONLY **\$44⁹⁵** ppd.

OR IN
EASY-TO-ASSEMBLE
DELTAKIT

ONLY **\$29⁹⁵** ppd.

Here's why DELTA offers you these unparalleled savings!

"First SCR Ignition System in mass production." Now Delta—the ORIGINAL manufacturer and the largest—offers this price reduction due to high production levels. Thousands have purchased and installed our remarkable automotive system. We at Delta can now pass along our lowered manufacturing costs to you—with extra savings in addition to the Excise Tax reduction effective January 1st! Save on gas. Increase the life of your points and plugs. Dramatically improve your car's acceleration and general performance. Buy the ORIGINAL, and for less! ORDER TODAY!



DELTA PRODUCTS, INC.

P.O. Box 1147PE • Grand Junction, Colo. 81501

Enclosed is \$ _____ Ship prepaid. Ship C.O.D.

Please send: Mark Tens (Assembled) @ \$44.95

Mark Tens (Delta Kit) @ \$29.95

SPECIFY — Positive Ground Negative Ground 6 or 12 Volt

Car Year _____ Make _____

Name _____

Address _____

City, State _____ Zip _____

The Heart of your
Radio is

Radio is

Its

INSIST ON
CQC*



*Controlled Quality Crystals available only from Texas Crystals dealers. Extensive precision testing throughout manufacture enables Texas Crystals to unconditionally guarantee their frequency control crystals. Use of Texas Crystals in space program and by other governmental agencies is evidence of the quality you can count on.

If your dealer can't supply your needs, send his name with your request for catalog to our plant nearest you.



**TEXAS
CRYSTALS**

Division of Whitehall Electronics Corp.

1000 Crystal Drive
Fort Myers, Fla. 33901
Phone: 813-936-2109

4117 W. Jefferson Blvd.
Los Angeles, Calif. 90016
Phone: 213-731-2258

CIRCLE NO. 34 ON READER SERVICE PAGE

FOR CBers

**PRO-27 CB BASE
STATION
ANTENNA**

Be a Pro -
Use a Pro!

Looking for a CB Base Station
Antenna that outperforms
all others?

**YOU'VE
FOUND IT!**

- Only CB base station antenna with tunable matching for exceptionally low 1.1 to 1 SWR
- Field strength exceeds every other colinear antenna
- .64 wave length for extremely low angle of radiation.
- Tested under all conditions
- Heavy duty aluminum and steel construction

The Pro-27 has a combination of mechanical and electrical features that can't be beat. See it at your distributors, or write for literature.

NEW-TRONICS CORPORATION

3455 Vega Avenue Cleveland, Ohio 44113

"the home of originals"

CIRCLE NO. 25 ON READER SERVICE PAGE

AMATEUR RADIO

(Continued from page 83)

two points per contact on 220 and 420 MHz, three points per contact on the higher frequencies. The same station can be worked once per band, and your total score is the sum of your contact points multiplied by the sum of the different ARRL sections worked on each band.


You can operate from your home or pile your VHF equipment into a station wagon and head for a mountain in the nearest "rare" section. This is a move sure to please all other contestants. Either way, you will have fun.

For complete rules on the VHF QSO Party, and for the ARRL Field Day which is discussed below, see the June issue of *QST*, or write to the Amateur Radio Relay League, 125 National Ave., Newington, Conn. 06111, for official log sheets.

ARRL Field Day. The basic rules for Field Day are simple: you set up a complete, emergency-powered amateur station in a temporary location and work as many stations as possible. The affair starts at 2100 GMT, June 25, and ends at 2400 GMT, June 26. You can operate during any consecutive 24-hour period.

Of course, the serious purpose behind Field Day is to demonstrate the amateur's ability to supply communications under conditions closely approaching those that would prevail in an actual emergency. To emphasize this point, bonus points are given for low-power operation and the use of completely battery powered gear.

But Field Day is also a lot of fun, as attested by the thousands of amateurs who participate in it each year. Most participation is a cooperative club or other group effort. Each member contributes to the success of the operation by finding a suitable



Frank Micallef, VE3FNO, Toronto, Ontario, operates his Heathkit "Apache" transmitter, ex-Navy receiver, and simple antennas mostly on 20 meters. He has QSL cards from all continents and 50 states.

Field Day site, lending equipment, erecting antennas, operating, keeping logs, feeding the crew, etc. Small groups keep a few transmitters in simultaneous operation, while large clubs frequently keep 12 or more transmitters in simultaneous operation on the different amateur bands during the contest period.

If your club has a club call-sign, use it. But if your group does not have a club station, you may use the call letters of any member of the group who has the authority to operate on all the bands and modes your group intends to use and who will remain at the operating site during the entire operation.

NEWS and VIEWS

To describe all the equipment in the father (Armand Lowell, WB2TEP) and son (Abbe, WB2TEO) ham station, 2536 Hyacinth St., Westbury, L.I., N.Y., would take up half our space. But in eight months the team has worked over 25 states on two and six meters, plus what they have worked on the lower frequency bands with a 75-watt transmitter. Armand reports that being a ham and running up high Novice VHF scores in several contests, studying for his General ticket, and building a 220-MHz transmitter and converter has not hurt Abbe's school work; he maintains an "Honors" average. . . . Rodney Harmon, WA9OGD, Box 5, Lane, Ill., has packed a lot of operating into his first year on the air. In five months as a Novice, he made 600 contacts in 49 states, running 50 watts to a Johnson "Adventurer" transmitter feeding a 40-meter dipole antenna. The hold-out state was Alaska. As a General, Rod has moved up to a Johnson Viking-II transmitter running up to 180 watts. For antennas, he has a Mosley TA-33-Jr. tri-band beam and 40- and 80-meter dipoles, and he receives with a Hallicrafters SX-140. Of course, he now has his WAS certificate and has worked over 41 countries.

Joseph G. Palsa, K3WRV, 60 Tapered Oak Lane, Levittown, Pa., is also NØWOW in Navy MARS, and has a CB license, too. Joe is a member of the Levittown Fire Company I and of the Falls Township Civil Defense Net. Among his ham equipment is a Johnson Viking 6N2 with home-brew modulator and power supply and a home-brew 1-kw., 6-meter amplifier. A 50' tower supports beam antennas for six and two meters and one end of a "long wire" for the lower frequencies. A Hammarlund HQ-110, a Hallicrafters SX-140 and a S-95, plus a couple of AMECO converters, give him lots of things to listen to. Putting them all together resulted in 32 states and 3 countries worked and confirmed. . . . Walter and Irene Hryniewicki, W9LAG/K9CCS, Route 2, Box 101A, Chippewa Falls, Wis., have been on the air for 20 years. They have a

500-watt "Globe-King" transmitter and a 1000-watt, home-built transmitter, a Model 19 RTTY set, and a National NC-183 receiver. Walter flies his own plane—an "Aeronca Chief"—and is on 24-hour-a-day-seven-day-a-week call as an installer and maintenance engineer for Wisconsin's microwave radio system. In addition, he is a member of MARS, RACES, and the Civil Air Patrol. In his spare time, he just "hams." Make your own guess as to when Irene gets on the air.

Alberto Carrizosa Alajimo, HK3BAE, P. O. Box 584, Bogota, Colombia, received his third class license (40 meters only) and took second place in the Colombian Independence International Contest on July 20, 1965. On August 31, he qualified for his second class amateur license, which allows him to work 10, 15, 20, and 40 meters. Using a Heathkit "Apache" transmitter and an SB-10 SSB adapter, a Lafayette HA-350 receiver, and a Hallicrafters SX-99 receiver, Alberto has worked 31 countries in five continents and 36 states of the U.S.A. His antenna farm has sprouted a 40-meter dipole and a 3-element ground plane antenna for 10, 15, and 20 meters. Then there is his prize exhibit: the HK3BAE special, a home-brew, 9-element, 3-band, directional, vertical ground plane, which certainly sounds impressive. . . . Marc S. Webb, WB2PHO, 645 Arnaw Ave., Bronx, N.Y., considers the 21-MHz band as home, from which he makes excursions up and down in frequency—to 40 meters, 10 meters, and 2 meters. On the lower frequencies, Marc uses an EICO 720 transmitter to feed a "long wire" antenna via an antenna coupler and a National NC-109 receiver, and has nine countries and 30 states worked. On two meters, he uses a war-surplus ARC-5 transmitter running 20 watts to feed a home-built, 3-element beam.


Philip Tucker, WA5FIT, 12834 Flagstaff, Houston, Texas, receives on a Collins 75S1 and transmits on a Johnson Viking "Valiant" running about 300 watts on phone and CW. Combining them with a 3-element beam and some sharp operating has produced a country total of 80 and all states worked. Alaska was the 50th state. Check with Phil if you need a Texas QSL card. . . . John Gussman, WB6PBI, 612 Miller Ave., Pacifica, Calif., started his radio career as WPE6GAU, held a Novice license for four months, and is now a General. He uses a Heathkit DX-100B transmitter, which he holds down to 100 watts or less input, because he is a member of the QRP (low-power) club, and he receives on a Hallicrafters SX-140. The WB6PBI antenna is a 40-meter dipole, 15' high. So far, John has worked 20 states and 3 Canadian provinces.

Will we be reading your "News and Views" next month? The first step is up to you; write that letter and send that picture. (And thanks for having your club send us your club paper.) The address is: Herb S. Brier, W9EGQ, Amateur Radio Editor, POPULAR ELECTRONICS, P.O. Box 678, Gary, Indiana 46401.

73. Herb, W9EGQ

NOW—250 WATT AC FROM CAR, BOAT, PLANE 12V BATTERY

Operate TV, CB, Tools, Lights, Phonos, PA Systems, Appliances, etc.



NEW ELECTRO TRANSISTORIZED 250 WATT INVERTER

\$89.50 Complete with connecting leads.
10" w., 4½" h., 7" d.

At electronic, appliance, auto or marine
supplier. If out of stock, send us his name.



Full 250 watts/300 watts intermittently

- Solid state design for higher output loads—less battery drain.
- "Start" switch for rapid starting for lights and motors.
- Indicator light gives low battery charge and overload warning.
- Remote control available. Details on request.
- Automatic electronic overload protection.
- First line, 2N2152 transistors for long, dependable life.
- Fused for battery and inverter protection.

Free Bulletin T12-466

ELECTRO PRODUCTS LABORATORIES, INC.
5125 T WEST HOWARD STREET, CHICAGO, ILLINOIS 60648

THE NEW EMPIRE 888P CARTRIDGE

Do-re-me-fa-so-la-ti-do



THE LIVING CARTRIDGE

Listen to its unbelievable frequency response that spans the complete orchestral spectrum one full octave above and below the fundamental range of any musical instrument. No other cartridge series can reproduce the entire musical range as precisely and with such clarity as the Empire 888, 888P or 888PE. See your Hi Fidelity dealer today and hear it live. For complete literature write Empire Scientific Corp., 845 Stewart Ave., Garden City, N.Y.



CIRCLE NO. 12 ON READER SERVICE PAGE

Live Better Electronically With

LAFAYETTE RADIO ELECTRONICS FREE!



Now BETTER THAN EVER

512 Pages
1966 Catalog 660

Featuring Everything in
Electronics for
• HOME • INDUSTRY
• LABORATORY

Mail the Coupon Today for Your
FREE 1966 Lafayette Catalog 660

LAFAYETTE Radio ELECTRONICS
Dept. IF-6, P.O. Box 10
Syosset, L.I., N.Y. 11791

Send me the Free 1966 Lafayette Catalog 660

IF-6

Name

Address

City

State Zip

CIRCLE NO. 22 ON READER SERVICE PAGE

SOLID STATE

(Continued from page 79)

R6, is used as Q3's emitter load and acts as an output level control. Capacitor C5 serves as an output coupler and d.c. blocker. Operating power is furnished by a 9-volt battery, B1, controlled by switch S2.

Readily available low-cost parts are used throughout the design. The three transistors are all Motorola HEP-250's. Except for the potentiometers (R1 and R6), all resistors are 1/2-wattors. Capacitors C1 and C4 are 15-volt electrolytic types, while C2, C3 and C5 are 200-volt tubular paper types. Switch S1 is a single-pole, 3-position rotary unit, and S2 is a simple toggle or slide switch. Standard binding posts are used as output terminals. The power supply is a standard 9-volt transistor battery.

The circuit can be assembled on a conventional chassis or on a perforated phenolic chassis board, as preferred. If a perforated board is selected, push-in Vector terminals can be used for individual connection points. After wiring the unit and checking it for errors and accidental shorts, mount it in a plastic or wooden case or in a standard metal Minibox.

The audio signal generator operates in the frequency range of from approximately 7.5 Hz to 20 kHz in three ranges, and the instrument can be used for both signal injection and frequency response tests of audio amplifiers. The output signal is essentially a square wave, so the instrument must be employed in conjunction with an oscilloscope for transient response tests. If desired, the FREQUENCY control can be calibrated against a known standard. A multiplier switch, S1, provides multiplying factors of X 1, X 10 and X 100 as C1, C2 and C3 are alternately switched.

Transitips. Noise in any form can be annoying. Unfortunately, there are no sure methods for eliminating all noise from any high-gain circuit. If the noise—whether it be hum, hash, cracks and pops, or steady "rushing"—is from an external source, then shielding, bypass filtering, and line filtering (if line power is used) may be required to block out the undesired signals. In some cases, it may be necessary to install filters at the source of the noise (as on a motor). In receivers, more selective (higher Q) circuits and wave traps can be used to reduce external noise.

If the noise is generated internally, circuit and/or layout redesign may be needed. The layout should be modified as necessary

to eliminate feedback paths and undesired interstage coupling.

As a general rule, most of the noise will start in the input stages. Once these stages are properly isolated by shielding and interstage filter networks, the final step is circuit redesign. Use special premium-priced low-noise transistors where possible, adjusting bias currents and load values for optimum low-noise performance rather than maximum gain. The following observations, based on practical experience, should help:

(1) Low-gain circuits are less noisy than high-gain designs.

(2) Low-impedance circuits develop (and pick up) less noise than high-impedance circuits.

(3) Low temperatures are preferred—keep the input stages away from power transistors, high-wattage resistors, and other heat sources.

(4) In general, the lower the bias currents and supply voltages, the lower the noise level . . . but some low-noise transistors require an optimum bias, with higher (or lower) values generating more noise.

Until next month—may your amplifiers be both noise-free and distortion-free.

—Lou

METER QUIZ ANSWERS

(Quiz appears on page 71)

The meter pointer (or index) indication is determined partly by counting the number of divisions—which is exact—and partly by estimating. Therefore, you may come up with a slightly different reading than the answers given below:

- | | | | |
|----|---|---|---------------|
| 1 | 0.29 ma. | 5 | 16.3 ohms |
| 2 | 1.65 megohms | 6 | 13.0 μ a. |
| 3 | -8.4 db (38%) | 7 | 102 volts |
| 4 | 7.7 volts | 8 | 1.25 |
| 9 | 6.984 mm. The smallest division on the sleeve (stationary part) of this metric micrometer is 0.5 mm.; therefore, the reading is 6.500 mm., plus the reading of the thimble (rotating part). The smallest division on the thimble is 0.01 mm., giving a reading of 0.484 mm. for a total of 6.984 mm. | | |
| 10 | 76.7 Reading from the zero index mark on the vernier (stationary tab), the indication is between 76 and 77 on the dial. Observe that the seventh division mark on the vernier is the only mark that coincides precisely with a dial scale division mark. This indication adds 0.7, for a reading of 76.7. | | |

TRANSISTOR / DIODE TESTER



BATTERY OPERATED

CANNOT DAMAGE TRANSISTORS

TRANSISTEST checks all types of transistors and diodes by means of a transistorized audible signal and will identify basic type of transistor as to PNP or NPN.

It can also be used as a continuity tester and code practice oscillator.

AVAILABLE AT ALL ELECTRONIC PARTS DISTRIBUTORS

MANUFACTURED BY

WORKMAN Electronic PRODUCTS, INC.
SABASOTA FLORIDA

CIRCLE NO. 39 ON READER SERVICE PAGE

New **Patio** outdoor speaker in timeless redwood **\$14.95** Audiofile net

- Silicone-treated speaker.
- 10-watt, full-range, 8-ohms.
- Handy, built-in volume control.
- Weather-resistant cane grille.
- 14" x 10½" x 3½" fits in any sheltered space.

Write for FREE **Argos** CATALOG PRODUCTS COMPANY

Dept. C 600 So. Sycamore St., Genoa, Illinois 60135
CIRCLE NO. 3 ON READER SERVICE PAGE

DEMCO

Chalet

SOLID STATE CB TRANSCEIVER



\$124.50

with pair of Ch9 crystals, microphone, built-in speaker, mounting bracket, 12v DC power cord, instructions and warranty.

BASE STATION, TOO!



Demco Base Unit plugs into *Chalet* converting it to 110 A.C. Model DMT110—Base only, **\$34.50**

DC CONVERTER adapts *Chalet* to any 6-volt D.C. system. Model DMT612.... **\$44.50**

GUARANTEED PERFORMANCE

The Demco *Chalet* is an unusual mobile radio, not only for its small (5-1/2" x 2" x 7-1/2") size — but for performance! Amazing specifications are guaranteed minimums. Actual performance is almost unbelievable. Plug-in crystals for both transmit and receive on choice of any six channels. Try it at your Demco Electronics dealer or...

SEND FOR LITERATURE, TODAY!



BRISTOL INDIANA

CIRCLE NO. 8 ON READER SERVICE PAGE



The Lively Sound of the Mustang —University's newest and *live-liest* line of slim profile speakers. Enjoy more-than-you-pay-for top performance. Send for University's "Guide To Component Stereo High Fidelity"—It's Free.

UNIVERSITY SOUND
A DIVISION OF LIVING ALTEC INC.
Desk F-64 Box 1056
Oklahoma City, Oklahoma

Name _____
Address _____
City _____
State _____ Zip _____

CIRCLE NO. 37 ON READER SERVICE PAGE

ON THE CITIZENS BAND

(Continued from page 77)

have found a worthwhile way to use their "off-the-air" time collectively!

CB Bullseye. Citizens Band operators around Fairfield, Calif., are still smiling about a medieval robbery attempt that was staged in their area. The proceedings came to an abrupt halt when modern-day CB radio came to the rescue.

A CB'er, stopping to refuel his auto, was asked by the attendant to notify the police that he was being held up. The CB'er flipped the switch and placed the call while gasoline still poured into his tank (a dangerous practice—whew!).

In short order, a nearby police squad apprehended three youths who had been trying to rob the station attendant with a hunting bow and a steel-tipped arrow. Back to Sherwood Forest with 'em!

Jamboree Coming Up? Don't forget to let us know well in advance if you're planning a special event or get-together so we can list it in the OTCB Jamboree Calendar.

1966 OTCB CLUB ROSTER

The following clubs are represented on the OTCB Club Roster for the first time. Active CB clubs not yet registered with this column are urged to fill us in on their operation, giving us the club history, membership totals, public service assists that have been made, and a listing of current officers. Include a good, clear photograph if you can shake your publicity chairman loose, and we'll show the rest of the CB world what your operation really looks like. Send all material to Matt P. Spinello, CB Editor, POPULAR ELECTRONICS, One Park Avenue, New York, N.Y. 10016.

Machias, Maine—Machias Valley CB Club. Organized in November, 1965, this club boasts 40 members to date. Meetings are held bi-weekly, and the club members are available to assist in emergencies. Most members are connected with Civil Defense. Present officers are: Mrs. Agnes Johnson, KKA7344, president; Mrs. Lee Clemmons, KMA2542, vice president; Mrs. Esther Johnson, KMA4079, treasurer; and Mrs. Effie Drisko, KKB1534, secretary.

Bronx, New York—Inwood-Bronx Chapter of the Citizens Band Radio Relay League. Current officers recently elected are: Marvin White, KLP1531, president; Wm. Robson, KKD9533, first vice president; George N. Raybin, KBI0854, second vice president; Josephine Litvinoff, KKD8242, secretary/treasurer; Elizabeth White, KLP1531, corresponding secretary; and Cecil Ramsey, 2Q2124, business manager. Club meets on the second Friday of each month.

Brooklyn, New York—Brooklyn REACT Squadron. Entire squadron of 70 participated in aiding New Yorkers during the Eastern Seaboard power failure last November. Members directed traffic, placed flares at intersections to prevent accidents, and took people who had been stranded in total darkness to their homes. They drove doctors and nurses to emergency cases, patrolled streets to

discourage looting, tried to keep people calm and off the streets. One of their more important assignments during this emergency was a request to procure dry ice, as inoperative refrigeration units threatened to ruin supplies of rapidly warming blood plasma. Mobile units delivered the goods. In addition, several mobiles delivered such items as batteries, flashlights, drugs, and candles to those in need. Captain of the group is Lewis Frumoff, KKE0195.

Portland, Oregon—Oregon Citizens Band Association. Organized in the fall of 1962, and incorporated in March, 1964, this group has been active in helping people left homeless by fire, collecting food for the hungry, and assisting Toy & Joy makers in collecting toys and groceries to be delivered to the needy on Christmas morning. The OCBA was recently honored by the Red Cross for blood donations given in 1965: the club received an award certificate and was told that it was the only CB club in the area to have formed its own blood bank.

Many thanks this month to W. Don Curtis and members of the GBRCCA for a personal lifetime membership in the Greater Baton Rouge (La.) Citizens Communications Association, Inc.

I'll CB'ing you,

—Matt, KHC2060

ELECTROMAZE SOLUTION

(Puzzle appears on page 65)

- | | |
|------------------|-------------------|
| 1 Stotic | 15 Feed |
| 2 Chassis | 16 Toroid |
| 3 RMS | 17 Trap |
| 4 Meter | 18 Pine |
| 5 Ohm | 19 Echo |
| 6 Oscillator | Exit 2. Modulotor |
| 7 Reel | 20 Ring |
| 8 Lead | 21 Groove |
| 9 Domp | 22 Base |
| 10 Pole | 23 Lob |
| Exit 1. Negative | 24 Mil |
| 11 Error | 25 Maser |
| 12 Tickler | 26 Rumble |
| 13 Light | 27 Energy |
| 14 Foil | |



FIRST AND ONLY compact scrulox® screwdriver sets

Increasing use of Scrulox square recess screws in appliances, radios, TV sets, electronic instruments . . . even the control tower at Cape Kennedy . . . has created a need. A need for compact, versatile driver sets. Small enough to tuck in a pocket. Complete enough to be practical on shop bench or assembly line.

Now, here they are . . . from Xcelite, of course.



PS44 COMPACT CONVERTIBLE SET

Five color coded midget Scrulox drivers — #00 thru #3
One midget nutdriver — 1/4" hex

"Piggyback" torque amplifier handle increases reach and driving power

See-thru plastic case doubles as bench stand

99SL INTERCHANGEABLE BLADE KIT



Five Scrulox blades — #00 thru #3. Shockproof, break-proof, Service Master handle. Durable, see-thru plastic case

XCELITE®

XCELITE, INC., 20 Bank St., Orchard Park, N. Y. 14127
In Canada contact Charles W. Pointon, Ltd.
Send Bulletin N1065 on Scrulox Screwdriver Sets.

name _____
address _____
city _____ state & zone _____

CIRCLE NO. 40 ON READER SERVICE PAGE

POPULAR ELECTRONICS SUBSCRIBER SERVICE

Please include an address label when writing about your subscription to help us serve you promptly. Write to: Portland Place, Boulder, Colo. 80302

Change of Address:
Please let us know you are moving at least 4 weeks in advance. Affix magazine address label in space to the right and print new address below. If you have a question about your subscription, attach address label to your letter.

To Subscribe:
Check boxes below.

New Renewal

5 years \$20
 3 years \$13
 1 year \$5

Specify

Payment enclosed
— You get 1 extra issue per year FREE!

Bill me later.

← AFFIX LABEL →

If you have no label handy, print OLD address here.

state _____

city _____

address _____

name _____

please print

zip-code _____

name _____ please print _____ 0166

address _____

city _____

state _____ zip-code _____



SYDMUR

ELECTRONIC SPECIALTIES
Box 25 E, Midwood Sta.
Brooklyn, N.Y. 11230

BUILD the FAMOUS SYDMUR "CD" IGNITION SYSTEM that was the subject of Feature Articles in POPULAR ELECTRONICS June & Oct. '65, POPULAR MECHANICS Mar. '66. SAVE MONEY on GAS, POINTS, PLUGS & TUNE-UPS. KITS are COLOR CODED for EASIER Assembly. 6 or 12 volts, neg. grd. \$44.50—pos. grd. \$47.50, 1 yr. guar. Assembled and Tested neg. or pos. grd. \$60.00, 2 yr. guar. Write for FREE LITERATURE & PARTS LIST.

SHORT-WAVE LISTENING

(Continued from page 81)

kHz. The antenna will reduce signals outside of 700 miles. Present schedule: VQO3, 3205 kHz, 500 watts, and VQO4, 3995 kHz, 5 kw., at 0725-1130 Monday to Friday, 0755-1130 Saturdays, and 0835-1120 Sundays.

The World. For the newcomer to the hobby, as well as for the old-timer who wants to be brought up to date, Gilfer Associates is now offering a special SWL package. Included is a copy of the 1966 *World Radio TV Handbook*, the *New Guide to Short-Wave Listening (How to Listen to the World)*, the *North American Radio TV Guide*, reporting letters (in pad form), and a 100-sheet package of SWL log sheets. Purchased individually, these items would cost \$13.43. As a package, you can obtain them for only \$12.00. The address is: Gilfer Associates, P.O. Box 239, Park Ridge, N.J. 07656.

CURRENT STATION REPORTS

The following is a resume of current reports. At time of compilation all reports are as accurate as possible, but stations may change frequency and/or schedule with little or no advance notice. All times shown are Greenwich Mean Time (GMT) and the 24-hour system is used. Reports should be sent to SHORT-WAVE LISTENING, P.O. Box 333, Cherry Hill, N.J., 08034, in time to reach your Short-Wave Editor by the fifth of each month; be sure to include your WPE Monitor Registration and the make and model number of your receiver.

Albania—English is scheduled from *R. Tirana* at 0000-0030 on 7265 kHz, and at 0600-0630, 2000-2030, and 2200-2230 on 7265 and 9390 kHz.

Australia—Utility station enthusiasts will be interested in knowing that VLN25, the Overseas Radio Terminal in Sydney, will verify correct reports. The station operates single sideband on 10,420 kHz with 30-kw. power. Reports go to Overseas Radio Terminal, Third Floor, G.P.O., Sydney, Australia.

Austria—*R. Austria*, Vienna, is broadcasting to the east coast of N.A. on 6155 kHz at 2300-0430 and on 9770 kHz at 2200-0200 and 0200-0400. Broadcasts to the northeast coast of South America are on 11,785 kHz at 0000-0200, 9525 kHz at 0200-0500, and 15,240 kHz at 1700-1900. These are all-Eng xmsns. Another Eng. period, beamed to S. Africa, is heard at 1640-1650 on 17,750 kHz (this may be on Mondays, Wednesdays, and Fridays only).

Brazil—*R. Jornal do Comercio*, Recife, has replaced 15,145 kHz with 11,825 kHz, where it is heard until 0130 s/off. *R. Guaiaba*, Porto Alegre, has be-

SHORT-WAVE ABBREVIATIONS

anmt—Announcement	QRM—Station interference
BBC—British Broadcasting Corporation	QRN—Atmospheric disturbance
Eng.—English	QSL—Verification
ID—Identification	R.—Radio
IS—Interval signal	s/off—Sign-off
kHz—Kilohertz	s/on—Sign-on
kw.—Kilowatts	xmsn—Transmission
N.A.—North America	xmtr—Transmitter

come active on 11,785 kHz. *R. Sociedad da Bahia*, Salvador, is now on 11,871 kHz.

Canada—*R. Canada* has begun a new and experimental xmsn beamed to the BBC, London, for simultaneous rebroadcast to West African listeners. On 5955 kHz, at 0730-0815, this "feed" will consist of the first 45 minutes of the daily Australasian Service which operates on the same frequency.

Colombia—*Una Voz de Cultura en el Sur de Colombia*, *Emisora Mariana*, Pasto, has moved from 4761 to 4707 kHz, where it is noted around 0200; it still gives an ID only for HJHZ. 1250 kHz. *R. Nacional*, Bogota, 4935 kHz, is generally excellent from 0321 to 0358 s/off with symphonic music, the next day's schedule, then s/off; the ID seems to indicate HJCT for this frequency and HJCQ for 49 meters.

Cyprus—The BBC relay, Limassol, 17,885 kHz, was heard (not well) ending the BBC news at 1710; s/off was at 1745. This is reportedly a 100-kw. outlet beamed to E. Africa.

Egypt—Cairo has Eng. to N.A. from 0130 to 0300 on 9595 kHz with news at 0145 and 0230. English to Europe is given at 2130-2315 on 9470 kHz, with news at 2146. Another outlet on 9550 kHz carries the "Sawt el Arab" program at 2120-2140, dual to 9495 kHz.

Gabon—The station on 6030 kHz is located at Franceville, not Libreville. The only channels now



Bill Bordes, WPE4IGW, Somerset, Ky., DX'es with a National 121 receiver. He also uses a Westinghouse "Portatape" tape recorder. Bill's record to date: 20 countries logged, and 16 of them verified.

in use are 4777 and 6030 kHz; 7270 kHz is no longer utilized. And the s/on time is now 0530 instead of the listed 0500.

Germany (East)—*R. Berlin International* is now operating on 11,875 kHz for the 1600-1645 Eng. xmsn to Africa although the xmsn is buried after 1630 by *R. Vaticano*; this xmsn is listed for 11,795 kHz but that channel is already covered. The schedule for the east coast of N.A. is 0100-0130 and 0230-0300 on 9560 and 9650 kHz; for the west coast of N.A., 0345-0415 on 9600 and 9650 kHz.

Guatemala—Station TGBA, *R. Maya*, Santa Cruz Barillas, 2360 kHz, is noted at 0230-0254 with hymns in Spanish, closing anmrt at 0255, and s/off at 0257 with "The Lord's Prayer" sung in Spanish.

Honduras—Station HRVC, *La Voz Evangelica de Honduras*, has an Eng. xmsn on Mondays at 0300-0330 on 4820 kHz which is evidently beamed to the Caribbean. S/off time is 0330. This station is having QSL cards printed, and reports are requested.

Station HROE, *La Voz de las Fronteras*, Ocotepeque, 5035 kHz, cuts off immediately following a clear and complete ID at 0103 in Spanish.

India—English for Europe from *All India Radio*



FAMOUS WALKIE-TALKIE KNIGHT KIT®

\$5.88

each Postpaid

Buy a pair for two-way fun.

- Tens of thousands sold at \$8.88 each! • No license needed; operates hours on one battery.
- Complete with Ch. 7 transmit crystal • Fun to build yourself.

Even Allied has never before offered such value in a walkie-talkie kit! Sends and receives messages up to ¼ mile with 3-transistor circuit. Takes just a few hours to assemble. Sensitive super-regenerative receiver, push-to-talk transmitter. Telescoping antenna. Blue case 5½ x 2¾ x 1¾". Add 27c for each battery.

- Use coupon below to order your kit now.
- Check box to receive latest Allied catalog.

Allied Radio, Dept. 3F
100 N. Western Ave. Yes, send new free catalog!
Chicago, Ill. 60680
Please send me.....Knight walkie-talkie kits (83 PV 804 RPW). Also send.....batteries (83 PV 005 RPW). I enclose \$5.88 for each unit ordered and 27c for each battery. Satisfaction guaranteed or money back.

NAME _____ (please print)
ADDRESS _____
CITY, STATE _____ ZIP _____

CIRCLE NO. 1 ON READER SERVICE PAGE



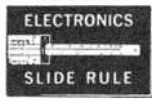
LOOK! A NEW ELECTRONICS SLIDE RULE WITH COMPLETE INSTRUCTION COURSE

Professional 10" all-metal Electronics Slide Rule. Designed specifically for technicians, engineers, students, hobbyists. Has special scales not found on any other rule. Enables you to solve electronics problems quickly, accurately. Made to our rigid specs by Pickett, Inc. Slide Rule plus four lesson AUTO-PROGRAMMED Instruction Course with grading service, and top-grain leather carrying case... a \$50 value for less than \$20! Send coupon for FREE booklet. Cleveland Institute of Electronics, Dept. PE-121, 1776 E. 17th St., Cleveland, Ohio 44114.

SEND COUPON FOR FREE BOOKLET

Cleveland Institute of Electronics

1776 E. 17th St., Dept. PE-121,
Cleveland, Ohio 44114



Please send FREE Electronics Slide Rule Booklet. SPECIAL BONUS: Mail coupon promptly and get FREE Pocket Electronics Data Guide, too!

GET THIS FREE!

NAME _____ (Please Print)
ADDRESS _____ COUNTY _____
CITY _____ STATE _____ ZIP _____

A leader in Electronics Training... since 1934

CIRCLE NO. 6 ON READER SERVICE PAGE


for the critical ear

SHURE

Stereo Dynamic[®]

HIGH FIDELITY PHONO CARTRIDGES

THE "FLOATING"
CARTRIDGE



M80E GARD-A-MATIC[®]
WITH ELLIPTICAL STYLUS

Bounce-proof, scratch-proof performance for Garrard Lab 80 and Model A70 Series and Dual 1009 automatic turntables. Especially useful where floor vibration is a problem. Spring-mounted in tone arm shell. Stylus and cartridge retracts when force exceeds 1½ grams . . . prevents scratching record and damaging stylus.

Model M80E
For Garrard turntables, \$38.00
Model M80E-D
For Dual 1009 turntables, \$38.00

Write for literature:

SHURE BROTHERS, INC.

222 HARTREY AVE., EVANSTON, ILLINOIS

CIRCLE NO. 31 ON READER SERVICE PAGE

LEARN Electronics Engineering AT HOME

Fix TV, design automation systems, learn transistors, complete electronics. College level Home Study courses taught so you can understand them. Earn more in the highly paid electronics industry. Computers, Missiles, theory and practical. Kits furnished. Over 30,000 graduates now employed. Resident classes at our Chicago campus if desired. Founded 1934. Catalog.

AMERICAN INSTITUTE OF ENGINEERING & TECHNOLOGY
1137 West Fullerton Parkway, Chicago, Illinois 60614

GET INTO **ELECTRONICS**

V.T.I. training leads to success as technicians, field engineers, specialists in communications, guided missiles, computers, radar, automation, Basic & advanced courses. Electronic Engineering Technology and Electronic Technology curricula both available. Associate degree in 29 months. B.S. obtainable. G.I. approved. Start September, February. Dorms, campus. High School graduate or equivalent. Catalog.

VALPARAISO TECHNICAL INSTITUTE
DEPARTMENT PE, VALPARAISO, INDIANA



is now aired at 1945-2045 only on 7255 and 9915 kHz.

Iran—Still wandering, *R. Iran*, Teheran, has been logged on 11,742 kHz around 1728 and again at 1930. The first xmsn opens in Persian and goes into Russian; the latter is in French. Do not confuse the 1930 xmsn with the Arabic xmsn from Cairo on 11,745 kHz. The IS, on a plucked instrument, is "sol do do re mi fa mi re mi do re."

Ireland—DX'ers needing this country should try for *Shannon Air Radio's* weather and meteorological reports on 8820 kHz (approx.) at 15 and 45 minutes past each hour. They operate 24 hours daily on 8820 kHz (approx.) and 5559 kHz, at 2200-1000 on 3001 kHz, and at 1000-2200 on 13,264.5 kHz. Reports go to Shannon Aeradio, Ballygirreen, Newmarket-on-Fergus, County Clare, Ireland.

Japan—*Nippon Hosō Kyokai*, Tokyo, is now on 9700 kHz (replacing 6140 kHz) at 2300-0000 and 0000-0030: the dual channels are still 15,105 and 15,425 kHz.

Lebanon—Beirut has returned to 9710 kHz for its N.A. programs, where it is noted at 0300 in Arabic. The 5980-kHz outlet, with Koran chanting, has been noted at 0440—badly mixed with a transmission from Moscow.

Mexico—Station XEJNOP is definitely located at Huayacocotla, Vera Cruz. It operates on 2390 kHz.

Peru—Station OAX4H, *R. Mundial*, Lima, has been found on 6115 kHz with an excellent signal from 1100 s/on in Spanish, Programs consist of music and commercials.

The station noted on 6241 kHz around 0415-0430 with anmts between nearly every selection is *Viva America, Radio Universidad*. This is apparently OAX6U, listed for 6235 kHz. Do not confuse it with another Peruvian operating near 6250 kHz.

Poland—English is broadcast from Warsaw to Europe at 1830-1900, 1930-2000, and 2130-2200 on 6135 and 7125 kHz, at 2030-2100 on 5950 and 7145 kHz, and at 2230-2300 on 5950 and 9540 kHz; to Africa at 1200-1230 and 1300-1330 on 7125, 11,840, and 15,120 kHz, at 1900-1930 on 6005 and 7285 kHz, and at 2200-2300 on 6005, 7125, 7145, 7285, and 11,840 kHz; to Australia and New Zealand at 0730-0800 and 0830-0900 on 9675, 11,840, and 15,120 kHz.

Portugal—Station CSA75, Lisbon, 15,044 kHz, has been heard with pop music at 1755 and to 1856 with talks.

Medium-wave DX'ers might try for the Europe-beamed Eng. "Voice of the West" program on 755 kHz at 2230. However, keep in mind that the station will not verify reception reports for this frequency except those from European points.



The listening post of Robert Culbertson, WPE3GRX, Seneca, Pa., features a Hallicrafters WR-600-W receiver. Bob has 30 countries heard, 28 verified.

Reunion—St. Denis, 2446 kHz, signs on at 0230 with an anthem. It was noted in French with light pop music until fade-out around 0245. The station was not audible on any of the known parallel channels (3250, 3380, 4807, and 4820 kHz). Reception of St. Denis is generally poor and during the summer months, with the ever-present QRN, it will present a challenge to even the most experienced SWL's.

South Africa—The South African Broadcasting Corp., Paradys, is heard well on 7270 kHz from 0300 to 0400 with news, variety music, many U. S. commercials, and time checks. The station has moved from 4895 kHz to 4875 kHz, where it is heard at 0438-0525 with concert music, setting-up exercises, talks, weather reports, and, at 0515, Eng. news. The Commercial Service on 3250 kHz is noted some nights at 0330 s/on with music, ads, and anmts in Afrikaans; the Eng. commercials provide the only Eng. in this xmsn.

St. Pierre et Miquelon—R. St. Pierre, 1375 kHz, 4 kw., may be audible at times to DX'ers in north-eastern N.A. Programs are in French and the schedule is: Mondays, Tuesdays, Wednesdays, and Fridays at 1000-1130, 1500-1630, and 2130-0100; Thursdays at 1000-1130, 1500-1700, and 2130-0100; Saturdays at 1000-1130, 1500-1800, and 2130-0130; Sundays at 1230-0200. You'll probably need a crystal filter to cut through into this split channel.

Sweden—Current Eng. xmsns from Stockholm are scheduled to Europe at 1100 and 1400 on 9620 kHz and at 2200 on 6065 kHz; to the Far East at 1100 on 15,195 kHz, at 1230 on 15,195 and 11,810 kHz, and at 2345 on 11,810 kHz; to S. Asia at 1445 on 15,315 kHz; to the Middle East at 1615 on 15,240 kHz; to Africa at 1945 on 11,705 kHz; to the east coast of N.A. at 1400 and 1445 kHz, and at 0145 on 9705 kHz; to the west coast of N.A. at 0315 on 9705 kHz.

Uruguay—R. Sarandi, CXA68, Montevideo, operates on 11,885 kHz at 2100-0200 and 0300-0500. This station is also using a new channel, 9885 kHz, (CXA71), at 2000-2300 (varies) on Saturdays, Sundays, and holidays.

U.S.A.—Voice of America reception is not always routine. Some relatively low powered xmters, which make good DX targets, are still in operation. Following is a schedule for those xmters which have less than 30-kw. power: Munich, 8 kw., at 0200-0730 and 1400-2345 on 3980 kHz; Philippines, 7.5 kw., at 1000-1600 on 6125 kHz, and 15 kw., at 2200-0100 on 6185 kHz; Okinawa, 15 kw., at 1000-1600 on 7125 and 9740 kHz; Colombo, Ceylon, 10 kw., at 1200-1500 on 15,285 kHz and at 1530-1800 on 7275 kHz. It might be a good idea to log and verify these xmters since they will all eventually be replaced by more powerful stations.

Venezuela—Station YVNK, R. Juventud, Barquisimeto, 4900 kHz., is good at 2230-0115 with news, sports, and many musical programs, all-Spanish.

HOW SHARP A DX'ER ARE YOU?

The following stations have all been heard at various points in the continental United States. But it takes a good bit of ingenuity and lots of patience to dig some of them out of the air waves. Try your hand at locating these stations and let us know what kind of results you get. They are listed by frequency in kilohertz.

- 9710 Forest Side, Mauritius (0400-0420/fade; Eng. news at 0400)
- 7104 Stani Withayu Thoraphap Hang Prathet Thai, Bangkok, Thailand (1140-1200 with Oriental music and some Hawaiian music)
- 5949 YNRG, R. Zelaya, Bluefields, Nicaragua (0100 with Latin American programming; s/off at 0204; also heard around 1145)
- 5041 Rangoon, Burma (1200-1245, all-Burmese; also at 1430 in English)
- 4220 Urumchi, China (1155 in native language; 1200 with time pips; weak)
- 4165 Ulan Bator, Mongolia (1100-1130 in unidentified language and at poor level)
- 4020 Peking, China (IS at 1100, anthem, then native language)
- 3900 Inner Mongolia (1115 in Asian language; short march at 1130; may possibly be Huhehot)
- 3385 VL9CD, R. Wewak, New Guinea (1150 with South Seas music; Eng. ID and time given at 1200; Western pop music in local language until 1230 s/off)
- 3277 Srinigar, Kashmir (All India Radio IS at 0159; opening in Indian language; Eng. news at 0230 but signal fades before that time)
- 3232 Tananarive, Malagasy Republic (around 0305 with pop music and native language)

Vietnam (North)—Hanoi, 4680 kHz, is good at times around 1207 with Vietnamese news. The items are given alternately by a man and woman, and there are some bits of music.

Vietnam (South)—A returned veteran from this country reports that Saigon operates 24 hours daily on 6165, 7245, and 8620 kHz. Best reception on our west coast is between 0900 and 1600. Programs are mostly in Vietnamese, and return postage must be sent with your reception report.

Unidentified—A west coast monitor reports frequent reception of an Armed Forces Radio & Television Service station on 860 kHz. It is heard on Sundays only with an ID at 0430 during the silent hour of XEMO, Mexico. Any ideas, anyone?

Clandestine—R. Espana Independiente is noted on 17,696 kHz at 1408 and on 9429 kHz at 1815-2000. Both xmsns are all-Spanish.

R. Euzkadi, La Voz de la Resistencia Vasca, is a



complete with Microphone,
Power Supply Cables and
Mobile Mounting Brackets

\$299⁹⁵

YOU CAN HEAR AND SEE THE DIFFERENCE SONAR FS-23 CITIZENS BAND RADIO COMPLETE . . . 23 Frequency Synthesized Crystal-Controlled Channels

Continuous one control channel switching • Low noise dual purpose transistor supply • Low noise Nuvistor receiver R. F. stage • Provisions of accessory VOX control and 2-tone squelch • High stability and frequency accuracy • Crystal controlled receiver fine tuning • Rugged heavy duty construction • Size: 11 3/4" W x 5 3/4" H x 1 3/4" D • Wt. 15 lbs. • 1 year warranty.

SONAR RADIO CORPORATION, 73 Wortman Ave., Bklyn. 7, N.Y. Please send complete information on FS-23 Citizen Band Radio. Dept. 482

Name _____
Address _____
City _____ State _____

CIRCLE NO. 33 ON READER SERVICE PAGE

DX STATES AWARDS PRESENTED

To be eligible for one of the DX States Awards designed for WPE Monitor Certificate holders, you must have verified stations (any frequency or service) in 20, 30, 40, or 50 different states in the U. S. The following DX'ers have qualified for and received awards in the categories indicated.

FIFTY STATES VERIFIED

Dennis Ashworth (WPE7BZB), Corvallis, Oreg.
Charles J. Mattered (WPE6DGA), San Leandro, Calif.
Steve Solo (WPE8BHU), Detroit, Mich.
P. Kilroy (WPE3FOB), Washington, D. C.
Robert Lauzon (WPE2MWS), Pittsford, N. Y.

FORTY STATES VERIFIED

Randy Burg (WPE6GAR), Beverly Hills, Calif.
Louis Votto, Jr. (WPE1GA1), Miami, Fla.
Soward Benefield (WPE4GPO), Heflin, Ala.
Phil Raczka (WPE8IRL), Cleveland, Ohio
Jack Page, Jr. (WPE5DXH), Pontotoc, Miss.
Robert Astmann (WPE2LWS), Kenmore, N. Y.
Walter N. Pratt (WPE1FHE), Shrewsbury, Mass.
Stuart Grade (WPE0DDO), Sioux City, Iowa
Jim Smedley (WPE3BSB), Sykesville, Md.
Arthur W. Peterson (WPE6FMV), San Pablo, Calif.

THIRTY STATES VERIFIED

Alan Burnley (WPE2MRJ), Westfield, N. J.
John Brush (WPE3FZD), Coraopolis, Pa.
Bill Block (WPE7BZY), Portland, Oreg.
Pete Glenn (WPE2JMT), Morristown, N. J.
John Thompson (WPE9HMW), Wilmette, Ill.
Philip R. Garvey (WPE2MQD), Poughkeepsie, N. Y.
Lawrence Bennett (WPE2NEU), Forest Hills, N. Y.
Gary G. Sanford (WPE7CFA), Fairfax, Va.
Ed Rudder (WPE4EXY), Halifax, Va.
David R. Oester (WPE7CEZ), Deer Island, Oreg.
James P. Foley (WPE9GO1), Milwaukee, Wis.
Bill Jarvis (WPE1GEP), Lebanon, N. H.
Richard and John Haneiko (WPE3GKC), Pittsburgh, Pa.
Dale Meyer (WPE8IIV), St. Clair Shores, Mich.
Richard F. Jemison (WPE9HLZ), Des Plaines, Ill.
Paul E. Petosky (WPE8ASF), Pickford, Mich.
John Creamer (WPE2OCT), Syracuse, N. Y.

TWENTY STATES VERIFIED

Richard Fisher (WPE2NUB), Whitestone, N. Y.
Patrick Chick (WPE8DZK), Mayfield Heights, Ohio
Ed Schuller (WPE6FXB), Inglewood, Calif.
Ralph Irace (WPE1GJN), Avon, Conn.
Wayne Harrell (WPE5EKB), El Dorado, Ark.
Norman Bullen (WPE9ICC), McFarland, Wis.
Paul W. Baker (WPE3FWO), Waynesboro, Pa.
Ronald D. Miller (WPE9HCG), Peoria, Ill.
Steve Smay (WPE0EAW), Springfield, Mo.
Barton Cox (WPE3GFA), Bryans Rd., Md.
Curt Fredrickson (WPE9GPZ), Chicago, Ill.
David E. Shell (WPE4INB), Staunton, Va.
Eric Nelson (WPE5EDQ), Tulsa, Okla.
Richard Houllis (WPE3GOK), Monessen, Pa.
Steven Carter (WPE1GKH), Reading, Mass.
Michael Gikow (WPE2OMB), West Long Branch, N. J.
Glen Charnock (WPE8HMF), Cleveland, Ohio
Robert Mark (WPE9HWY), Chicago, Ill.
Douglas Kelch (WPE5EFC), Las Cruces, N. M.
Patrick O'Connell (VE4PE6P), Winnipeg, Manitoba, Canada
John M. Druke (WPE9GUA), Belleville, Ill.
Stephen McIntire (WPE0ENL), Des Moines, Iowa
Carl Ervin (WPE9GEL), Chicago, Ill.
David Strieter (WPE9GWU), Chicago, Ill.
Donald Herbert (WPE3GGZ), Philadelphia, Pa.
Peter Orlando, Jr. (WPE1FRZ), Concord, Mass.

Tony Lizardi (WPE6GBX), Chula Vista, Calif.
Donald Reggio (WPE5EHB), New Orleans, La.
Bob Burgert II (WPE0EJA), Grandview, Md.
Bob Beran (WPE7CFE), Salt Lake City, Utah
Steven Levine (WPE1GKI), West Hartford, Conn.
Fred Keller (WPE9GTW), Indianapolis, Ind.
Stuart Miller (WPE1GMF), Marblehead, Mass.
Gary L. Phillips (WPE8HND), Dearborn Heights, Mich.
Donald J. Wagner (WPE9HDH), Chicago, Ill.
Phil Raczka (WPE8IRL), Cleveland, Ohio
John Ragaisis (WPE2NZG), Rochester, N. Y.
Paul Akers (WPE1GIP), Hartford, Conn.
Kenneth E. Turner (WPE4IUN), Fulton, Ky.
Joseph Lopez (WPE2NYN), New York, N. Y.
Tom Wosniewski (WPE8IHW), Manistee, Mich.
Lee Freshwater (WPE9ICX), Muncie, Ind.
Gary A. Anderson (WPE4IO1), Cynthia, Ky.
Paul Silver (WPE1GPP), Providence, R. I.
John McWhirter (WPE6GFR), Los Angeles, Calif.
J. H. Cate (WPE1GGO), Dover, N. H.
Billy Richard All (WPE4HWT), Cayce, S. C.
Robert Clauser (WPE3GBW), Lebanon, Pa.
Norm Szydlowski, Jr. (WPE9HEL), Hammond, Ind.
Paul H. Henning (WPE9HLC), Hartford, Wis.
Ed Cuttle (WPE9JAF), Rolling Meadow, Ill.
William Lavick (WPE2OHJ), West Islip, N. Y.
Paul Baker (WPE3FWO), Waynesboro, Pa.
Mike Finigan (WPE4ISQ), Monroe, N. C.
Westwood Holliday (WPE8HZY), Beckley, W. Va.
John G. Flynn (WPE2NME), Brooklyn, N. Y.
William Brunner (WPE2NTE), West Islip, N. Y.
R. C. Hagerman (WPE8INH), Hemlock, Mich.
James Neumeister (WPE8IPX), Upper Sandusky, Ohio
Max Ramsey (WPE5EEP), Checotah, Okla.
Mike Jungman (WPE5DQM), Randolph AFB, Texas
Pat Laird (VE5PE5F), Swift Current, Sask., Canada
Lothar H. G. Koenig (WPE2NTB), Brooklyn, N. Y.
Leon Kirschmann (WPE0ENW), Regent, N. D.
John M. Swenson (WPE4ITV), Annandale, Va.
Dave Miller (WPE3GHH), Erie, Pa.
J. E. Sills (WPE6GGE), San Diego, Calif.
Robert Shankle, Jr. (WPE8HVN), Youngstown, Ohio
Thomas Olshark (WPE3GJT), Luzerne, Pa.
Norman Wald (WPE9IAC), Skokie, Ill.
Sinai Putter (VE2PE1IT), Montreal, Que., Canada
Richard A. Spritz (WPE3GGE), Elkins Park, Pa.
Richard Gurwin (WPE8IHK), Detroit, Mich.
Larry Heaton (WPE4IVB), Weaver, Ala.
Michael Paetz (WPE5EFV), Galveston, Texas
Bill Jones (WPE8IUW), Marion, Ohio
Mark Dokulil (WPE6GCI), Reseda, Calif.
Calvin Bright (WPE8ISA), Grass Lake, Mich.
R. J. Chenier (YE6PE6Z), Edmonton, Alberta, Canada
Steve Courts (WPE8IUB), Milton, W. Va.
James A. Whitworth (WPE0BZQ), Colorado Springs, Colo.
Paul Johnson (WPE9GYP), Monmouth, Ill.
David Scholz (WPE2MUG), Allendale, N. J.
Marc Shaw (WPE2NAN), Audubon, N. J.
Andy Moznick (WPE9HQE), Evanston, Ill.
John Scheckter (WPE2LOB), Mt. Holly, N. J.
Robert Wavra (WPE2ODD), Irvington, N. J.
R. Watling (VE4PE4H), Winnipeg, Manitoba, Canada
Francis Hyatt (WPE2IJT), Wayne, N. J.
Bob Zwier (WPE8ILZ), Holland, Mich.
Roger Matus (WPE2OBQ), Lido Beach, N. Y.
Neil Zank (WPE0AII), Lincoln, Neb.
Charles Harris, Sr. (WPE1GKN), Watertown, Conn.
Kenneth Bernacky (WPE1GMK), Hartford, Conn.

DX AWARDS PROGRAM RULES

Here's an easy way to get a copy of the rules and regulations for each of the three phases of the DX Awards Program to date (Countries, States, and Provinces). Just supply a postage stamp or return envelope, and your Short-Wave Editor will send you a leaflet containing the rules for all three phases—plus a copy of the official Countries List for DX Awards. The stamp or envelope, with your request, should go to: DX AWARD RULES, P. O. Box 333, Cherry Hill, N. J. 08034.

powerhouse on 13.214 and 11,277 kHz from 2145 to 2202/close. Basque and Spanish are used alternately; the s/off anmts are given twice in both languages. Tune for the musical ID of "do re do ti do re sol do" on chimes.

Recent reports to *R. Libertad* at Miami Beach have been returned with the postal notation "Box closed by order of Post Office Department." The Miami Beach address, however, is still being given over the air.

-30-

SHORT-WAVE CONTRIBUTORS

Terry Henry (*WPE1GCC*), Keene, N. H.
 Christopher Lobdell (*WPE1GCI*), Reading, Mass.
 Ronald Boisvert (*WPE1GTB*), Manchester, N. H.
 Eric Lebowitz (*WPE2IYY*), Jackson Heights, N. Y.
 Paul Goodman (*WPE2LTE*), Oneonta, N. Y.
 Robert Harris (*WPE2MHC*), Syosset, N. Y.
 John Sgrulletta (*WPE2MNF*), Bedford Hills, N. Y.
 Allan Kachel (*WPE2NBH*), New York, N. Y.
 Alan Coles (*WPE2NUT*), Leonia, N. J.
 Bob Hurwitt (*WPE2NYP*), Plainview, N. Y.
 Stephen Toder (*WPE2NYK*), Kingston, N. Y.
 Ray Schlegel (*WPE2OJO*), Rochester, N. Y.
 Richard D'Angelo (*WPE2OHK*), Brooklyn, N. Y.
 John Zapisek (*WPE2OKD*), Wading River, N. Y.
 Bob Hejl (*WPE2OMD*), Farmingdale, N. Y.
 Peter Macinta, Jr. (*WPE2ORB*), Kearny, N. J.
 N. S. Jortner (*WPE2OUR*), New York, N. Y.
 Michael Mattes (*WPE2YS*), East Williston, N. Y.
 Ed Kowalski (*WPE3AK*), Philadelphia, Pa.
 William Larkin III (*WPE3GBO*), Philadelphia, Pa.
 George Sprout (*WPE3GMW*), Reading, Pa.
 Eugene Kadice (*WPE3GXX*), Bloomsburg, Pa.
 Grady Ferguson (*WPE4BC*), Charlotte, N. C.
 Chuck Edwards (*WPE4BNK*), Fort Lauderdale, Fla.
 Steve Jones (*WPE4IOW*), Lawrenceburg, Ky.
 Jack Keene (*WPE5BMP*), Houston, Texas
 Del Hirst (*WPE5CFU*), Snyder, Texas
 John Callarman (*WPE5JH*), Pampa, Texas
 Jack Stephenson (*WPE5YX*), Oklahoma City, Okla.
 Stewart Mac Kenzie (*WPE6AA*), Huntington Beach, Calif.
 Shaler Hanisch (*WPE6BPN*), Pasadena, Calif.
 Clifford McKinstry (*WPE6CXS*), San Bernardino, Calif.
 Trev Clegg (*WPE6FAF*), Fresno, Calif.
 John Starley (*WPE7CHO*), Ogden, Utah
 Joseph Arndt (*WPE8CQV*), Lima, Ohio
 Scott Krauss (*WPE8ITZ*), Clyde, Ohio
 S. L. Smothers (*WPE9IYS*), Kankakee, Ill.
 A. R. Niblack (*WPE9KM*), Vincennes, Ind.
 John Beaver, Sr. (*WPE0AE*), Pueblo, Colo.
 Clarence Wahl (*WPE0EQI*), Wichita, Kan.
 Luis Baco (*KP4PE1B*), Mayaguez, P. R.
 Harold Allen (*VE2PE1JM*), St. John's, Newfoundland, Canada
 Robert Jones (*VE3PE2W*), Belleville, Ontario, Canada
 Ron Hopkins (*VE7PE7P*), Trail, B. C., Canada
 E. J. Chapman, Pierrefonds, Quebec, Canada
 Joe Esser, Arlington, Va.
 Joel Glass, New York, N. Y.
 Glenn Hauser, Albuquerque, N. M.
 Bob Hill, Washington, D. C.
 Bill McDaniel, Markham, Ill.
 Tony Tittle, Dallas, Texas
 Doug Waller, Richmond, Va.
 Canadian Broadcasting Corp., Montreal, Quebec, Canada
Sweden Calling DX'ers Bulletin, Stockholm, Sweden
Radio Sweden, Stockholm, Sweden


for the critical ear

SHURE

Stereo Dynamic[®]

HIGH FIDELITY PHONO CARTRIDGES

ALL THE MOST WANTED FEATURES



M55E

15° TRACKING, ELLIPTICAL STYLUS

Professional performance at a modest price. Compares favorably to the incomparable Shure V-15, except that it is produced under standard Shure quality control and manufacturing techniques. Remarkable freedom from IM, Harmonic and tracing distortion. Will definitely and audibly improve the sound of monaural as well as stereo records. A special value at \$35.50. Upgrade M44 cartridge (if you can track at 1½ grams or less) with N55E stylus, \$20.00

Write for literature:

SHURE BROTHERS, INC.

222 HARTREY AVE., EVANSTON, ILLINOIS

CIRCLE NO. 32 ON READER SERVICE PAGE

ELECTRONICS

COYNE ELECTRONICS INSTITUTE

A quarter million dollars worth of equipment. Non-Profit Institute—Est. 1899. Courses: Electronics • Electricity • TV-Radio • F.C.C. • Electronics Engineering Technology. Mail coupon or write for FREE BOOK • No Salesman will call.

★ NEW G.I. BILL STARTS JUNE 1 ★

COYNE ELECTRONICS INSTITUTE Educ. Serv. Dept. A6-M
 1501 W. Congress Parkway, Chicago, Ill. 60607

NAME _____ PHONE _____

ADDRESS _____ AGE _____

CITY _____ STATE _____

INDEX

TO VOLUME 24

JAN.—JUNE 1966

AMATEUR RADIO

Absorption Meter, Dual-Sensitivity Field Strength and (Tellefson)	67 Jan.
Amateur Radio (Brier)	
Signal Reports, Antennas, and Getting Out	79 Jan.
A Safety Belt May Save Your Life	77 Feb.
Extending the Range of UHF/VHF Signals with Repeater Stations	81 Mar.
Amateur Operating Procedures	79 Apr.
Are You Ready for "Short Skip" on Six?	79 May
Contests, Gripes, and the FCC	83 June
Frequency-to-Meter Conversion Chart for Hams & SWL's (Lee)	64 June
Ham Hobby Clearinghouse	
20 Jan., 94 Feb., 27 Apr., 89 May	
Heathkit 58-100 Transceiver (Brier)	85 June
Light-to-Sound Translator (Vicens)	74 June
S-Units?, Confused About (Lincoln)	54 Apr.
There's One In Every Crowd (Holland)	69 Feb.
Ubiquitous Ham (Miller)	84 June

AUTOMOTIVE ELECTRONICS

Auto Light Minder, Build Transistorized (Persing)	65 Apr.
Auto Reverberation Unit, How to De-Bong	20 Apr.
Car Voltage Regulator, Solid-State (Snow)	39 June
Dwell Meter Adapter (Bozarth)	58 Feb.
Headlights-On Alarm (Yocom)	81 Jan.
How to Spot & Eliminate Mobile Radio Noise (Ruyle)..	45 June
Pepper (Borzner)	56 May
Reverb for Your Car (Meyer)	50 Feb.
Tachometer for CD or Transistor Ignition System, Solid-State (Gellman)	54 Feb.

CITIZENS BAND RADIO

HELP on the Open Road (Steele)	64 Apr.
On the Citizens Band (Spinello)	
CB Year in Retrospect	77 Jan.
Alert CB'ers Bottle "Betsy"	73 Feb.
Hospital Security System CB-Ready for President or Prowler	76 Mar.
Modern CB Rescue Squad	77 Apr.
A Wacky Walkie World?	74 May
Civic-Minded CB'ers Aid Needy Children	76 June
What's So Different About CB Antennas? (O'Brien)	44 May

CONSTRUCTION

Absorption Meter, Dual-Sensitivity Field Strength and (Tellefson)	67 Jan.
---	---------

Auto Light Minder, Transistorized (Persing)	65 Apr.
Car Voltage Regulator, Solid-State (Snow)	39 June
Crowd Stopper (Ford)	48 May
Don't Panic . . . Push the Button! (Larsen)	45 Jan.
Dwell Meter Adapter (Bozarth)	58 Feb.
Electrolock (Caultes)	60 Jan.
Eternal VTVM "C" Cell (Boross)	66 May
Headlights-On Alarm (Yocom)	81 Jan.
Hi-Fi A Go-Go Lamps (Lancaster)	64 Jan.
Hiss Suppressor for FM Tuners, Interstation (Samuelson)	60 June
Jinniflash, Its the (Garner)	56 June
Light-to-Sound Translator (Vicens)	74 June
Li'l Atlas Defies Gravity (Price)	67 May
Lumemin Steals the Show (Garner)	56 Jan.
Mini-Organ, Meet the (Gohl)	70 Feb.
Pepper (Borzner)	56 May
Pulse Generator (Lancaster)	60 Apr.
RC Substitution Box, Combination (Phillips)	82 Jan.
Reflexometer (Fishbeck)	47 Mar.
Reverb for Your Car (Meyer)	50 Feb.
Out of Tune	10 Apr.
Scope Calibrator, Solid-State (Forman & Nawracaj)	61 June
Stereo Headphone Control Unit (Caringella)	71 Apr.
Supercharged Salt Shaker (Francis)	57 May
Tachometer for CD or Transistor Ignition System, Solid-State (Gellman)	54 Feb.
Tickle Stick (Burt)	82 Feb.
Totem Poles for Stereo (Weems)	48 Jan.
Ultrasonic Omni-Alarm (Meyer)	41 Apr.
Woofer, Put an Air Brake On Your (Weems)	60 Mar.

DEPARTMENTS

Electronics Library	
12 Jan., 90 Feb., 38 Mar., 30 Apr., 26 May, 30 June	
Letters From Our Readers	
6 Jan., 6 Feb., 6 Mar., 6 Apr., 6 May, 6 June	
New Literature	91 Feb., 89 Mar., 32 Apr., 32 May
New Products	
22 Jan., 22 Feb., 22 Mar., 22 Apr., 22 May, 22 June	
Operation Assist 29 Feb., 14 Mar., 38 Apr., 87 May, 26 June	
Out of Tune	
Super-X Pulse Power Pack (Dec. 1965, p. 42)	12 Feb.
Reverb For Your Car (Feb. 1966, p. 50)	10 Apr.
Tips & Techniques	
28 Jan., 14 Feb., 30 Mar., 12 Apr., 14 May, 14 June	

FEATURE ARTICLES

Akihabara: Tokyo's Radio Row (Wondres)	54 May
Antenna Boom (Carnell)	39 May
Can Electronics Pick Your Mate? (Joseph)	70 Mar.
Comes the Revolution	91 May
Computer PC Salvage (Fuge)	66 June
Electromaze Puzzles (Radford)	59 Feb., 63 Apr., 65 June
First License—And Before (Church)	54 Jan.
From Rags to Riches (Garner)	41 Mar.
HELP on the Open Road (Steele)	64 Apr.
Look Out! It's Hot! (Sheridan)	51 June
Mobile Radio Noise, How to Spot & Eliminate (Ruyle)..	45 June
Old World Standards Breaking Through	28 Apr.
Parts Profiles	69 Jan., 66 Feb., 71 May
Printed Circuit Boards, How to Etch (Gupton)	54 Mar.
Project Choose—Part 2: Correspondence Schools (Gilmore)	41 Feb.

Quizzes (Balin)	
Rectifier	53 Jan.
Four-Letter	72 Feb.
Electrochemistry	74 Mar.
Series-Circuit	61 May
Meter Reading	71 June
Radio Astronomy: Surveying Unquiet Universe	
(Sheridan)	39 Jan.
S-Units?, Confused About (Lincoln)	54 Apr.
Sarasota Mystery (Worner)	50 Mar.
First Follow-Up (Warner)	48 Apr.
SWL Antennas for the "Forgotten Man"	47 May
Tax Saving Tips for Electronic Moonlighters	
(Kirkpatrick)	67 Mar.
Test Measurements Profile (Drummond)	49 Apr.
Test Out Your Hi-Fi At Home (Fantel)	57 Apr.
There's One In Every Crowd (Holland)	69 Feb.
Tools: Old, New, and Remembered	46 Apr.
Ubiquitous Ham (Miller)	84 June
VHF/FM Marine Radio Service (Humphrey)	67 June
What's So Different About CB Antennas? (O'Brien)....	44 May
Zero-Beating the News	
62 Jan., 64 Feb., 64 Mar., 64 May, 72 June	

HI-FI/STEREO AND AUDIO

Auto Reverberation Unit, How To De-Bong ..	20 Apr.
Hi-Fi À Go-Go Lamps (Lancaster)	64 Jan.
Hiss Suppressor for FM Tuners, Interstation	
(Samuelson)	60 June
Reverb for Your Car (Meyer)	50 Feb.
Stereo Headphone Control Unit, Build (Caringella)	71 Apr.
Test Out Your Hi-Fi At Home (Fantel)	57 Apr.
Totem Poles for Stereo (Weems)	48 Jan.
Woofer, Put an Air Brake On Your (Weems)	60 Mar.

PRODUCT REPORTS

Color TV Kit,	
Heath Blazes Trail with 25" (Drummond)	62 May
Heathkit SB-100 Transceiver (Brier)	85 June
Televise in Your Home	
(Conar Model 800 TV Camera Kit)	52 May

SCIENCE FAIR PROJECTS

Crowd Stopper (Ford)	48 May
Light-to-Sound Translator (Vicens)	74 June
Li'l Atlas Defies Gravity (Price)	67 May
Lumemin Steals the Show (Garner)	56 Jan.
Supercharged Salt Shaker (Francis)	57 May

SHORT-WAVE LISTENING

Broadcasts from Africa and Middle East (Legge)	66 Mar.
Broadcasts from Asia and Oceania (Legge & Hill)	78 May
Broadcasts from Central and South America	
(Legge & Hill)	70 Apr.
DX Canada Awards	74 Jan.
DX Country Awards Presented	112 Jan., 110 Mar.
DX Provinces Awards Presented	111 Apr.
DX States Awards Presented	114 Feb., 106 June

English-Language Broadcasts to North America (Legge)	
76 Jan., 76 Feb., 88 Mar., 68 Apr., 76 May, 80 June	
Foreign-Language Broadcasts to North America	
(Legge)	82 June
Frequency-to-Meter Conversion Chart for Hams &	
SWL's (Lee)	64 June
Satellite Activity Report	38 Feb., 90 May
Short-Wave Listening (Bennett)	
New Canadian Broadcasting Authority?	75 Jan.
Monitor Certificate Applications	
and DX Awards	75 Feb.
DX Awards: Are Transmitter Locations	
Acceptable?	75 Mar.
Mystery of "The Blue Eagle"	69 Apr.
Station XEJNOP—Where Is It?	77 May
Station News from Around the World	81 June
Short-Wave Monitor Certificate Application	
107 Jan., 97 Mar., 108 May	
SWL Antennas for the "Forgotten Man"	47 May
SWL QSL Bureau	32 Jan.

TELEVISION

Antenna Boom (Carnell)	39 May
Color TV Kit, Heath Blazes Trail with 25" (Drummond) ..	62 May
Televise in Your Home (Conar Model 800 Kit)	52 May

TEST EQUIPMENT

Absorption Meter, Dual-Sensitivity Field Strength	
and (Tellefson)	67 Jan.
Dwell Meter Adapter (Bozarth)	58 Feb.
Eternal VTVM "C" Cell (Boross)	66 May
Pulse Generator (Lancaster)	60 Apr.
RC Substitution Box, Combination (Phillips)	82 Jan.
Scope Calibrator, Solid-State (Forman & Nawracaj)	61 June
S-Units?, Confused About (Lincoln)	54 Apr.
Test Measurements Profile (Drummond)	49 Apr.

TRANSISTORS

Absorption Meter, Dual-Sensitivity Field Strength	
and (Tellefson)	67 Jan.
Auto Light Minder, Build Transistorized (Persing)	65 Apr.
Car Voltage Regulator, Solid-State (Snow)	39 June
Don't Panic . . . Push the Button (Larsen)	45 Jan.
Interstation Hiss Suppressor for FM Tuners	
(Samuelson)	60 June
Jinniflash, It's the (Garner)	56 June
Light-To-Sound Translator (Vicens)	74 June
Li'l Atlas Defies Gravity (Price)	67 May
Lumemin Steals the Show (Garner)	56 Jan.
Mini-Organ, Meet the (Gohl)	70 Feb.
Pepper (Borzner)	56 May
Reverb for Your Car (Meyer)	50 Feb.
Scope Calibrator, Solid-State (Forman & Nawracaj)	61 June
Solid State (Garner)	
71 Jan., 79 Feb., 78 Mar., 74 Apr., 81 May, 78 June	
Tachometer for CD or Transistor Ignition System,	
Solid-State (Gellman)	54 Feb.
Tickle Stick, Build (Burt)	82 Feb.
Ultrasonic Omni-Alarm, Build (Meyer)	41 Apr.

ELECTRONICS MARKET PLACE

COMMERCIAL RATE: For firms or individuals offering commercial products or services. 90¢ per word (including name and address). Minimum order \$9.00. Payment must accompany copy except when ads are placed by accredited advertising agencies. Frequency discount: 5% for 6 months; 10% for 12 months paid in advance.

READER RATE: For individuals with a personal item to buy or sell. 55¢ per word (including name and address). No Minimum! Payment must accompany copy.

GENERAL INFORMATION: First word in all ads set in bold caps at no extra charge. Additional words may be set in bold caps at 10¢ extra per word. All copy subject to publisher's approval. Closing Date: 1st of the 2nd preceding month (for example, March issue closes January 1st). Send order and remittance to: Hal Cymes, POPULAR ELECTRONICS, One Park Avenue, New York, New York 10016.

FOR SALE

FREE! Giant bargain catalog on transistors, diodes, rectifiers, SCR's, zeners, parts. Poly Paks, P.O. Box 942, Lynnfield, Mass.

MESHNA'S TRANSISTORIZED CONVERTER KIT \$4.50. Two models converts car radio to receive 30-50 mc or 100-200 mc (one mc tuning). Meshna, Lynn, Mass. 01901.

GOVERNMENT Surplus Receivers, Transmitters, Snopescopes, Radios, Parts, Picture Catalog 25¢. Meshna, Nahant, Mass. 09108.

"SPECIALI WPE-SWL-CB-QSL cards, 3 colors, \$2.50 per 100—Free Samples, Garth, Jutland, New Jersey."

CANADIANS—GIANT Surplus Bargain Packed Catalogs. Electronics, Hi-Fi, Shortwave, Amateur, Citizens Radio. Rush \$1.00 (Refunded). ETCO, Dept. Z., Box 741, Montreal, CANADA.

WEBBER Labs. Transistorized converter kit \$5.00. Two models using car radio 30-50 Mc or 100-200 Mc, one Mc spread. Easily constructed. Webber, 72 Cottage, Lynn, Mass.

JAPAN & Hong Kong Electronics Directory. Products, components, supplies. 50 firms—just \$1.00. Ippano Kaisha Ltd., Box 6266, Spokane, Washington 99207.

CANADIANS, TRANSISTORS AND PARTS. Free catalogue contains reference data on 300 transistors. J. & J. Electronics, Dept. PE, Box 1437, Winnipeg, Manitoba.

TRANSISTORIZED CONVERTER 26-200 MC. Receive signal from 26 to 200 MC (1 MC spread), on broadcast band using car radio, crystal control or tuneable (1 MC spread). Kit \$11.00 pp. Wired \$20.00 pp. Webber Labs, 72 Cottage St., Lynn, Mass.

TRANSISTORS—Miniature Electronic Parts. Send for free Catalog. Electronic Control Design Company, P. O. Box 1432K, Plainfield, N.J.

INVESTIGATORS, FREE BROCHURE, LATEST SUBMINIATURE ELECTRONIC SURVEILLANCE EQUIPMENT, ACE ELECTRONICS, 11500-L NW 7TH AVE., MIAMI, FLA. 33168.

CONVERT any television to sensitive, big-screen oscilloscope. Only minor changes required. No electronic experience necessary. Illustrated plans, \$2.00. Relco Industries, Box 10563, Houston 18, Texas.

ACHTUNG! Das machine is nicht fur Gerfingerpoken und mittengraben. Is easy schnappen der Springenwerk, blowenfusen und poppencorken mit spitzensparken. Ist nicht fur gerwerken by das Dummkopfen. Das rubbernecken sightseeren keepen hands in das pockets. Relaxen und watch das Blinkenlights. This attractive, brass metal plaque only \$2.00 each, ppd. Southwest Agents, Dept. P, P.O. Box 12283, Fort Worth, Texas 76116.

NEW Supersensitive transistor locators detect buried gold, silver, coins. Kits, assembled models. \$19.95 up. Free catalog. Relco-A33, Box 10563, Houston 18, Texas.

TELEPHONE VOICE SWITCH: (LS-500). ACTUATES AUTOMATICALLY AND UNATTENDED ANY TAPE OR WIRE RECORDER. PICTORIAL INSTALLATION INSTRUCTIONS INCLUDED. \$23.75. POST PAID USA, WJS ELECTRONICS, 737 NORTH SEWARD, HOLLYWOOD, CALIF. 90038.

INVESTIGATORS: KEEP IN STEP WITH ADVANCEMENTS IN THE ART OF ELECTRONICS FOR THE PROFESSIONAL. SEND \$1.00 FOR EQUIPMENT BROCHURE. WJS ELECTRONICS, 737 NORTH SEWARD, HOLLYWOOD, CALIF. 90038.

BUG DETECTOR: WILL DETECT AND LOCATE SURREPTITIOUS TRANSMITTING DEVICES IN CONFERENCE ROOMS, HOME AND OFFICES, ETC. WRITE FOR DETAILS. WJS ELECTRONICS, 737 NORTH SEWARD, HOLLYWOOD, CALIF. 90038.

SAFEGUARD PRIVACY! New instrument detects electronic 'bugs,' wire-tapping and snooping devices. Free information. Dee Equipment, Box 7263-E7, Houston 8, Texas.

CB-WPE-QSL CARDS. Same High Quality, Beautiful, Glossy multi-color cards. New LOW PRICES. 26 SAMPLES, 25¢. Dick, W8VXK, 19QA0625, Gladwin, Mich. 48624.

LOWEST Prices Electronic Parts. Confidential Catalog Free. KNAPP, 3174 8th Ave. S.W., Largo, Fla.

ELECTRONIC "CRACKAJACKS," relays, transistors, photocells, etc. Guaranteed prizes. \$1.00 ppd. DART ELECTRONICS, Box 214, Jericho, N.Y.

TRANSISTOR TV CAMERA KIT NOW AVAILABLE! 17 transistor circuit, printed circuit construction, self-contained sync generator and power supply, RF and VIDEO outputs, large EASY-TO-FOLLOW instructions. EXCELLENT PERFORMANCE. COMPLETE KIT ONLY \$149.50 less vidicon tube. Be the first in your neighborhood to experience the fun of televising your friends and relatives on the living room TV. Many other tube and transistor STARTER KITS also available—\$18.95 up. Rush 25¢ for IMMEDIATE DELIVERY of our NEW information-packed 1966 TV CATALOG. Don't buy any other TV camera until you've seen our UNBELIEVABLE PRICES! ATV RESEARCH, Box 396P, South Sioux City, Nebr. 68776.

LASER: Hobbyists, experimenters, amateur scientists. Build your own coherent-light optical laser. Complete instructions, drawings, schematic diagrams and parts list. \$6.00. Same as above, diode laser, \$3.00. Technical Writers Group, Box 5501, State College Station, Raleigh, N.C. 27607.

REVERBERATOR (ECHO) UNIT: Build your own. Complete plans, drawings, schematic and parts list. \$3.00. Use with automobile radio, home radio or record player. Technical Writers Group, Box 5501, State College Station, Raleigh, N.C. 27607.

RADAR: Build your own ultrasonic doppler radar. Detect motion of people, automobiles, even falling rain drops. Transistorized, uses standard small 9-volt battery. Complete plans, drawings, schematic diagrams and parts list. \$4.00. Technical Writers Group, Box 5501, State College Station, Raleigh, N.C. 27607.

TV CAMERA: Build your own. The real thing—no rotating disc. Uses 5 tubes plus vidicon tube. Output: 72 ohms, and also any channel 2 to 6. Receive on any TV set without modification. Excellent circuit—good picture. Complete plans, drawings, schematic and parts list. \$6.00. Technical Writers Group, Box 5501, State College Station, Raleigh, N.C. 27607.

R.F. CONVERTERS. World's largest selection. Also CCTV cameras, transmitters, etc. Lowest factory prices. Catalog 10¢. Vanguard 196-23 Jamaica Ave., Hollis, N.Y. 11423.

110VAC 60cy 350 Watts. From car generator. Easy conversion. Plans \$2.00. **TEDCO**, P.O. Box 12098, Houston, Texas 77017.

DIAGRAMS—SENT AIRMAIL—TELEVISION \$3.00. RADIO 1919-1965 \$2.00. GIVE MODEL. DIAGRAMS, BOX 55, WILLIAMSPORT, PA. 17704.

WE SELL CONSTRUCTION PLANS. Telephone Equipment: \$40 Answering Machine, \$15 Bell System Type Speaker Phone, \$10 Legal Telephone Connector, Telephone Extension in your car, \$25 Automatic Dialer, Central Dial System, Phonevision. Television Equipment: \$50 Camera, \$30 3DTV Converter, \$35 All Electronic Color Converter, Video Recorder. Hobbyist: \$50 Ultrasonic Dishwasher, Transistorized Teletype and Morse Code Copier, \$75 Electron Microscope, Electronic Tranquilizer, Private Eye Tail Transmitter, Police Radar Detector plus Legal Jammer. Plans \$4.95 each. Telephone Engineering Course \$39.50. **SUPER HOBBY CATALOG** 25¢. Don Britton Enterprises, 7906 Santa Monica Blvd., Hollywood, Calif. 90046.

FREE ELECTRONICS (new and surplus) parts catalog. Bigelow Electronics, Bluffton, Ohio 45817.

SECURITY ELECTRONICS introduces its **NEW 1966** line of **SURVEILLANCE EQUIPMENT.** Improved **NEW** designs for maximum performance and greater value. **FREE DETAILS.** Security Electronics-PE, 11 East 43rd St., N.Y., N.Y. 10017.

COMPONENTS? Kits? Hardware? For catalogue write Trans-Vu-Pacs, Box 267, Chelsea, Mass. 02150.

DETECTIVES GO or no GO in HIGH QUALITY LOW COST Electronic Surveillance Equipment **SILMAR MAKES the DIFFERENCE.** Write Today! **SILMAR ELECTRONICS**, 3476 N.W. 7th Street, Miami, Fla. 33125.

DIAGRAMS for repairing Radios \$1.00, Television \$2.50. Give make model. Diagram Service, Box 1151 PE, Manchester, Connecticut 06042.

SURVEILLANCE EQUIPMENT—Hottest on market today. Complete Kits. Brochure—\$1.00. Tri-Tron, Inc., P.O. Box 3183, Albuquerque, N.M. 87110.

007 ELECTRONIC devices. Straight from James Bond's **GOLDFINGER** and **THUNDERBALL.** Reasonable prices. Free catalog. Baker Electronics, R.R. 3, Greencastle, Indiana 46135.

ORIENTAL Electronics Directory. 200 Japanese—Hong Kong Manufacturing Exporters. All products. \$2. Dee, Box 211, Beverly Hills, Calif. 90213.

CIRCUIT Boards, Parts for "Poptronics" projects. Free catalog. **DEMCO**, Box 16297, San Antonio, Texas 78216.

GIANT TESLA COIL—FORTY-INCH SPARKS! Complete plans \$5.00. Details, color photo 50¢. Huntington Electronics, Inc., Dept. A, Box 9 Huntington Station, Shelton, Conn. 06484.

INVESTIGATORS—DETECTIVES—INDUSTRIAL SECURITY OFFICERS: New 1966 line of Electronic Surveillance Devices. Incorporating most advanced subminiature design. Greater range; lower battery drain; unique sophisticated circuitry; extremely durable. **HIGH QUALITY PROFESSIONAL EQUIPMENT at ROCK BOTTOM PRICES.** Fool-proof wireless units are extremely **SIMPLE TO USE!** You **DO NOT** have to be an engineer to get **PROFESSIONAL** results with **THIS** equipment. **TROL 1966** models ready **NOW!** Take advantage of Special Introductory Offer. **Don't delay!** For **FREE** details write **TROL ELECTRONICS-PE**, 31 West 8th Street, New York, N.Y.

ROCKETS: Ideal for miniature transmitter tests. New illustrated catalog, 25¢. Single and multistage kits, cones, engines, launchers, trackers, rocket aerial cameras, technical information. Fast service. Estes Industries, Penrose 18, Colorado.

RECTIFIERS, transistors, other components. Catalog free. Electronic Components Co., Box 2902C, Baton Rouge, La.

SAVE ON DIODES—if you use Germanium or Silicon Diodes in quantities of 5000 to a million, get our low, low prices. Send specs or request samples. Ruland Manufacturing Co., Watertown, Mass. 617-924-8000.

\$10.95 EPOXY COLOR DIAL TELEPHONES



Complete
Factory rebuilt Western Electric in white, beige, ivory, pink, green or blue. If 4 prong plug is required add \$2.00. Fully guaranteed.

Write for free list. All shipments F.O.B.

SURPLUS CENTER

Dept. PE

Waymart, Penna. 18472

BEEP... BEEP... BEEP... 100 milliwatt, 3 transistor, 2"x1 1/2"x1 1/2" CB telemetering transmitter signals its location for miles. Hundreds of scientific and James Bond uses. Build for \$5.00. Illustrated construction manual and **FREE** Gift, only \$2.00. Details free. Baker Electronics, R.R. 3, Greencastle, Indiana 46135.

TRANSISTORIZED Products Importers catalog. \$1.00. Intercontinental, CPO 1717, Tokyo, Japan.

CRASH! BANG! Police! Fire!! Sheriff! Radios!! For Home, Auto, Batteries. Write Today. Wholesale Prices. Mar-Ko Dist., 3015 Monroe, Toledo, Ohio.

10 DISTANCE Crystal set plans—25¢; 20 different—50¢. Includes Transistor experiments, catalog. Laboratories, 993-L, Redwood City, Calif. 94064.

METAL LOCATOR: Locate buried Treasure, water pipes, etc. Amazingly simple device. Send \$7.50 to Packerland Electronics, P. O. Box 2271, Green Bay, Wisconsin 54306.

SOLID State printed circuit Computer modules. Diotran, P. O. Box 112, Somerville, Mass. 02145.

YOKES, Transformers, Diagrams, Tubes. Free list. M & S Electronics, Box 3971, Wichita, Kansas 67216.

QSL'S over 250 Styles. Samples 10¢. KinczPress, 535 Walpole St., Norwood, Mass. 02062.

QSL-CB-SWL-(Letters) Cards. Samples 10¢. Martin, 828-A Schuylkill Avenue, Reading, Penna. 19601.

WATCH TELEVISION IN COMFORT. Place the Tele-vue over your eyes—and **PRESTO!** You see without strain even when reclined. Just \$2.95. Plus 25¢ handling. K. A. Hanson, Route 2, Dawson, Minn.

INVESTIGATORS: PROFESSIONAL AND AMATEUR Amazing Electronic Device Inhibits Radio Communication and May Obsolete Present Day Equipment. For information send \$1.00 to J.B. Jones Co., Box 43A, Anaheim, Calif.

TV CAMERA with Solar Cell for Pick-Up. Plans \$3.00. New Illustrated Catalog. Beck, 2950 Sarah Court, Newbury Park, Calif. 91320.

WHOLESALE: Microphones 89¢, Transformers 34¢, Speakers 56¢. Hundreds of items, Catalog 25¢, Refundable. Royal, Box 2591, El Cajon, Calif. 92021.

ANTIQUE radios. Or Trade for large toy trains and trolleys made before 1941. Tihamer Geng, 28 Division St., New Brunswick, N.J. 08901.

ELECTRONIC SURVEILLANCE DEVICES, detectives, hobbyists. **SNOOPER** FM wireless microphone \$44.50. **TAILA-BEEP**, bumper beeper \$99.50. **TELEGAB** phone transmitter \$49.50. Other guaranteed high quality items in our catalog. Fudalla Associates, 1134 Avenue Road, Toronto 12, Ontario, Canada.

HI-FIDELITY T-1500 Recorder. Good condition. \$80.00. Michael Macy, Route 4, Clarksville, Tenn.

RADIO - T.V. Tubes—33¢ each. Send for free catalog. Cornell, 4213 University, San Diego, Calif. 92105.

ELECTRONIC Ignition Kits, Components, Free Diagrams. Anderson Engineering, Epson, New Hampshire 03239.

"GREAT BUYS" Catalog 10¢ Multimeter 20,000 Ω/V \$9.95. 1001 Bargains. Fertik's, 5249 "D" St., Phila., Pa. 19120.

PLANS AND KITS

ELECTRONIC DEVICES—Kits or assembled. For **CAR, HOME and BOAT.** Catalog Free. **EARN MONEY** selling these useful items. Write for details. Electronic Products Co., Dept. A, Box 8485, St. Louis, Mo. 63132.

TOOLS

TOOL Catalog send 25¢. Silvo Hardware, 107 Ziff Walnut, Phila., Penna. 19106.

SHORTWAVE LISTENING

SWL GUIDE, English programs listed by the hour. 1966 EDITION, \$2.00. SWL Guide, 218 Gifford, Syracuse 2, N. Y.

HAM EQUIPMENT

CBers, HAMS, SWL's! 3-30 MC Preselector kit, \$18.98. CB booster Kits. Novice transceiver kit, \$29.95. Free catalog. **HOLSTROM**, Box 8640-E, Sacramento, Calif.

WANTED

CASH Paid! Unused tubes, electronic equipment. Barry, 512 Broadway, N.Y.C. 10012.

QUICKSILVER, Platinum, Silver, Gold. Ores Analyzed. Free Circular. Mercury Terminal, Norwood, Mass.

GOLD, Silver, Platinum (any form) Diamonds Bought, Information Free. Wilmot's, 1067V Bridge, Grand Rapids, Mich. 49504.

URGENTLY NEED MILITARY SURPLUS, ARC-27, ARC-34, ARC-38, ARC-44, ARC-52, ARC-73, ARC-84, COLLINS 51X-2, 17L-7, 51V-3, 51Y-3, 618S-1, 18S-4, 618T. ARMY GROUND RT-66 THRU RT-70/GRC, GRR-5, R-109/GRC, AM-65/GRC, RT-77/GRC-9 GRC-10, GRC-19, PRC-25, TRC-1, TRC-7, TRC-24, TCC-7. TEST EQUIPMENT WITH ARM, SG, PRM, URM PREFIXES. ELECTRONIC TECH MANUALS. TOP CASH DOLLAR PAID, PLUS SHIPPING. SLEP ELECTRONICS COMPANY, DRAWER 178-PE, ELLENTON, FLA. 33532.

HIGH FIDELITY

"LOW, Low quotes: all components and recorders. HiFi, Roslyn 9, Penna."

HI-FI Components, Tape Recorders, at guaranteed "We Will Not Be Undersold" prices. 15-day money-back guarantee. Two-year warranty. No Catalog. Quotations Free. Hi-Fidelity Center, 239 (P) East 149th Street, New York 10451.

FREE! Send for money saving stereo catalog #P6E and lowest quotations on your individual component, tape recorder, or system requirements. Electronic Values, Inc., 200 W. 20th St., New York, N.Y. 10011.

NEW B.S.R. record changers \$13. New Garrard record changer \$27. AM-FM stereo tuner w/amplifier \$65. P.E. Changers, 2741 Sedgwick Ave., Bronx, N.Y. 10468.

REPAIRS AND SERVICES

TV Tuners rebuilt and aligned per manufacturers specification. Only \$9.50. Any make UHF or VHF. We ship COD. Ninety day written guarantee. Ship complete with tubes or write for free mailing kit and dealer brochure. JW Electronics, Box 51C, Bloomington, Indiana.

METERS-TEST EQUIPMENT REPAIRED-CALIBRATED. free catalog. Bigelow Electronics, Bluffton, Ohio 45817.

EQUIPMENT

FREE electronics catalog. Tremendous bargains. Send postcard. Electrolabs, Dept. C-662D, Hewlett, N.Y. 11557.

RUBBER STAMPS

RUBBER ADDRESS STAMP \$1.00. Signature \$2.88. Free catalog. Jackson Products, 1433 Winnemac, Chicago, Ill. 60640.

CLASSIFIED ADVERTISING ORDER FORM

Please refer to heading on first page of this section for complete data concerning terms, frequency discounts, closing dates, etc.

1	2	3	4	5
6	7	8	9	10
11	12	13	14	15
16	17	18	19	20
21	22	23	24	25
26	27	28	29	30
31	32	33	34	35

_____ Words { @ 55¢ (Reader Rate) } = \$ _____
 { @ 90¢ (Commercial Rate) }

Insert _____ time(s) Total Enclosed \$ _____

NAME _____

ADDRESS _____

CITY _____ ZONE _____ STATE _____

Signature _____

WORD COUNT: Include name and address. Name of city (Des Moines) or of state (New York) counts as one word each. Zone or Zip Code numbers not counted. (Publisher reserves right to omit Zip Code if space does not permit.) Count each abbreviation, initial, single figure or group of figures or letters as a word. Symbols such as 35mm, COD, PO, AC, etc., count as one word. Hyphenated words count as two words.

PE-666

TUBES

BEFORE You Buy Receiving Tubes, Transistors, Diodes, Electronic Components and Accessories . . . send for Giant Free Zalytron Current Catalog, featuring Standard Brand Tubes: RCA, GE, etc.—all Brand new Premium Quality Individually Boxed, One Year Guarantee—all at Biggest Discounts in America! We serve professional servicemen, hobbyists, experimenters, engineers, technicians. Why Pay More? Zalytron Tube Corp., 469-E Jericho Turnpike, Mineola, N. Y. 11502.

TUBE Headquarters of World! Send 10¢ for Catalog (tubes, electronic equipment) Barry, 512 Broadway, N.Y.C. 10012.

TUBES "Oldies", latest. Lists free. Steinmetz, 7519 Maplewood, Hammond, Indiana 46324.

FREE Catalog. Electronic parts, tubes. Wholesale. Thousands of items. Unbeatable prices. Arcturus Electronics ZD, 502-22 St., Union City, N.J. 07087.

TUBES—Sylvania, RCA, etc. 100 lots, 70% off. Less than 100 lots 60 & 10%. \$10.00 minimum order. T & T Sales Co., 4802 Avenue K, Brooklyn, N.Y. 11234. 212-241-2868.

Radio & T.V. Tubes—33¢ each. Send for free list. Cornell, 4213 University, San Diego, Calif. 92105.

TAPE AND RECORDERS

BEFORE Renting Stereo Tapes try us. Postpaid both ways—no deposit—immediate delivery. Quality—Dependability—Service—Satisfaction—prevail here. If you've been dissatisfied in the past, your initial order will prove this is no idle boast. Free Catalog, Gold Coast Tape Library, Box 2262, Palm Village Station, Hialeah, Fla. 33012.

RENT Stereo Tapes—over 2,500 different—all major labels—free brochure. Stereo—Parti, 1616-PE Terrace Way, Santa Rosa, California.

STEREO TAPES. Save up to 60% (no membership fees, postpaid anywhere U.S.A.). Free 60 page catalog. We discount batteries, recorders, tape accessories. Beware of slogans "not undersold," as the discount information you supply our competitor is usually reported to the factory. SAXITONE, 1776 Columbia Road, Washington, D.C.

TAPE RECORDER SALE. Brand new, latest models, \$10.00 above cost. Arkay Sales, 1028-C Commonwealth Ave., Boston, Mass. 02215.

AUTOMATIC telephone connection for transistorized Concord, Panasonic, Craig, Aiwa and other brands. Also SURVEILLANCE Devices and accessories. Free Details, Security Electronics—PER 11 East 43 St., N.Y. 10017.

TAPE Recorders, Hi-Fi, components, Sleep Learning Equipment, tapes. Unusual Values Free Catalog. Dressner, 1523PE, Jericho Turnpike, New Hyde Park 11, N. Y.

TAPE-MATES now offers ALL TAPES—ALL LABELS at TREMENDOUS SAVINGS plus FREE Tape-Mates membership. For FREE brochure write TAPE-MATES, 5280-PE W, Pico Blvd., Los Angeles 90019.

RENT 4-TRACK STEREO TAPES—When narrowed down TRIMOR becomes the wide choice—Goodbye to partial satisfaction. Service and Dependability our keynote—ALL MAJOR LABELS—FREE CATALOG (48 states)—TRIMOR Company, P. O. Box 748, Flushing, N.Y. 11352.

TAPES. TAPE RECORDERS—sold, exchanged. Free catalog. Tower, Lafayette Hill, Pa. 19444.

WANTED TELETRON AS-1975 ACCESSORY AMPLIFIER-SPEAKER, ca. 1960. Preferably gray leatherette finish for this companion assembly to 1975 Stereophonic Recorder. Any price acceptable to John G. Cabral, 63 Cove Street, Fall River, Mass. 02723.

CUSTOM COVERS for 7" reel TAPE boxes. Make your tape library "Bookcase Neat". Order 1 color or assort. Beige—Gray—Ochre—Salmon—Olive. Varnished heavy-duty leather-textured stock. 8/\$1.30 or more 10¢ ea—Postpaid—Money Back Guarantee. CUSTOM COVERS, Dept C, Windsor, Calif. 95492.

HARD-TO-GET TUBES IN STOCK

BRAND NEW—1 YR. GUARANTEE

Type	Price	Type	Price	Type	Price	Type	Price
200-00A	3.50	6AC5	2.24	6A6E	.70	7Q7	1.85
01A	2.75	6AC7	1.75	6J7	1.88	7R7	2.25
0C3-D3	.85	6AG5	1.03	6J7C/GT	.75	7C7	1.74
0D3	.75	6AG7	2.25	6J8	.25	7V7	2.49
1A7	1.25	6A14	1.10	6K7	1.50	7W7	2.49
1AX2	.95	6AK5	.80	6M6GT	.90	7X7	2.85
1B3	.88	6AL3	1.05	6L6	1.90	7Y4	2.35
1BS	1.50	6AL7	2.40	6L6C	1.50	7Z4	2.25
1L4	1.30	6AM8	1.15	6L6C	1.50	7Z4	2.25
1L6A	1.98	6AN8	1.43	6L7M	2.58	8AU8	1.63
1L6B	1.98	6AQ7	1.33	6P7	2.58	8BQ5	1.18
1L6C	1.80	6A10	1.68	6S7	1.35	8C7	2.95
1LD5	1.95	6AS5	.95	6Q7	2.05	8FQ7	.99
1LH4	2.60	6AT6	3.15	6S8GT	1.60	8GJ7	1.38
1LN5	2.25	6AT8	1.25	6SA7M	1.60	8GN8	1.59
1N2A	1.50	6AU4	1.28	6SB7Y	2.25	8J7	1.59
1N5	1.85	6AUS	1.60	6SD7	1.49	8U7	1.30
1P5	2.00	6AUG	1.68	6SF5	.98	10DE7	1.27
1R4	.80	6AUB	1.50	6SF7	2.44	10O7	1.76
1R5	1.10	6AW8	1.35	6SG7	1.69	10KR8	1.86
1S5	1.10	6C4	2.84	6SH7	1.50	12A8	1.99
1U4	1.05	6AX5	1.10	6SJT7	1.43	12AH7	1.99
1U5	.98	6AX7	1.25	6SK7	1.69	12AT6	.59
1V2	2.00	6B7	2.75	6SK7M	1.85	12AU6	.65
2A3	3.75	6BB8	2.66	6SL7GT	.80	12AU7	.74
2A6	2.50	6BB	1.35	6SQ7GT	.80	12AV6	.56
2B7	1.95	6BE6	.81	6SR7	1.33	12AX7	.87
2B8	1.49	6BH4	1.35	6SS7M	1.15	12BA6	.59
2X2A	2.60	6BH8	1.35	6ST7	1.15	12B8	.59
3A3	.75	6BK5	1.35	6T8	1.20	12BH7	.96
3A5	1.10	6BK7	1.20	6T9	1.46	12BQ6	1.35
3AU6	1.82	6BQ6	1.45	6U5	2.75	12BQ7	1.38
3B7	2.39	6BQ7	1.18	6U8	1.00	12B7Y	1.09
3BN4	1.08	6B7	1.95	6V6GT	2.76	12C5	.95
3C5	1.24	6B6	1.68	6V6M	2.26	12K7	2.49
3C6	.82	6C5M	1.95	6W4	.86	12L7	1.35
3DC4	1.48	6C6	2.50	6W6GT	1.80	12L8M	.45
3DT6	.88	6C8B	2.95	6X4	.50	12L6	1.13
3Q5	2.00	6CA7	2.59	6X5GT	.69	12L8	.50
3A5	.95	6CC7	.75	6Y5	1.00	12SA7	1.48
4BQ7	1.45	6C7	1.65	6Y6GA	1.45	12SC7	1.50
4B8	1.39	6CL6	1.45	6Z4/84	1.25	12SF5	.90
4B7	1.45	6CL8	1.50	7A4	2.25	12SF7	1.98
4C8	.82	6CM7	1.17	7A6	2.69	12SQ7	1.72
SAM8	1.40	6C14	1.39	7A7	2.70	12SH7	1.50
SAN8	1.55	6C57	1.10	7A8	2.95	12SJT	1.10
SAQ5	.82	6C4A	1.90	7AF7	2.34	12SM7	1.40
SA38	1.48	6C25	1.75	7AU7	.93	12SK7	1.30
SAT8	1.44	6C25	1.75	7B4	2.93	12SQ7	1.35
SAZ4	2.00	6D4	1.75	7B5	3.00	12SR7	1.00
SBQ7	1.57	6D6	1.25	7B6	1.90	12V6	1.33
SB8	1.50	6D4	1.25	7B8	2.25	13W6	1.35
SC8	1.19	6DN6	3.05	7B8	2.14	13GF7	1.75
SDA7	1.60	6D7	1.45	7C4	1.15	13J10	2.21
SJ6	1.25	6E5	2.25	7E5	1.90	14AF7	1.85
SU4	.59	6D05	2.25	7C6	2.75	14A5	1.35
SU8	1.19	6D06	1.00	7C7	1.28	14A7	1.85
SW4	1.35	6F6	3.20	7E6	1.25	14B7	1.85
SW8	1.75	6F5GT	1.72	7E7	1.95	14B8	1.95
5Y3	.61	6FG6	1.95	7E8	1.85	14C5	1.75
5Y4	1.45	6F7	4.39	7F8	3.10	14C7	2.33
5Z3	1.54	6F8	3.08	7G7	2.25	14E6	1.39
5Z4	3.02	6G5	1.95	7H4	1.95	14E7	1.10
6A7	3.05	6GK5	1.66	7H8	2.25	14F7	1.10
6A8	2.49	6GK6	1.18	7J7	2.50	14F8	2.23
6B4	1.84	6J5	2.38	7K7	2.05	14H7	1.95
6B7	.96	6J5B	3.47	7N7	1.47	14J7	1.95
						KT-88	4.75

MINIMUM ORDER \$5.00
POSTAGE EXTRA
UNITED RADIO CO.
P.O. Box—1000 A6 NEWARK, N.J.
Send for complete TUBE CATALOG This is a Partial List

CIRCLE NO. 36 ON READER SERVICE PAGE

TAPE transport. NAB recording studio quality. Build yourself for amazingly low cost. Detailed plans \$5.00. Free particulars. Pepke Laboratories, 309-B West 175 Street, New York, N.Y. 10011.

PERSONALS

INVESTIGATORS, FREE BROCHURE, LATEST SUBMINIA-TURE ELECTRONIC SURVEILLANCE EQUIPMENT. ACE ELECTRONICS, 11500-K NW 7th Ave., MIAMI, FLA. 33168.

BORROW \$1,233 AIRMAIL! Repay \$54 for twenty-nine months. State licensed, Postal Finance, Dept. 84-M, Kansas City, Kansas 66117.

LOW-COST Loans By Mail. \$6.00 monthly repays \$104.50; \$56 monthly repays \$1,321.39. Borrow any amount. Guaranteed fast, confidential. Write today! Bankers Investment, 92-B, Box 1648, Hutchinson, Kansas 67501.

GET out of debt—clear credit, immediate relief—Advisor, Box 48337-PE1, Los Angeles 90048.

HELP WANTED

CHRISTMAS CARDS—Business and Personal. Customer's name imprinted. Earn unusually high commissions from this medium—and high-priced line. Free Sample Album. Process Corp. (our 45th Year). 3462D S. 54th Ave., Chicago, Ill. 60650.

INSTRUCTION

LEARN While Asleep, hypnotize with your recorder, phonograph. Astonishing details, sensational catalog free! Sleep-Learning Association, Box 24-ZD, Olympia, Wash.

FCC License in 6 weeks. First Class Radio telephone. Results Guaranteed. Elkins Radio School, 2603B Inwood, Dallas, Texas.

HIGHLY—effective home study review for FCC commercial phone exams. Free literature! Cook's School of Electronics, Craigmont, Idaho 83523.

REI First Class Radio Telephone License in (5) weeks Guaranteed. Tuition \$295.00. Job placement free. Radio Engineering Institute, 1336 Main Street, Sarasota, Fla.

ELECTRONICS—F.C.C. License Training—Correspondence, or resident classes. Free details. Write: Dept. 3, Grantham Schools, 1505 N. Western, Hollywood, Calif. 90027.

LEARN ELECTRONIC ORGAN SERVICING at home all makes including transistors. Experimental kit—trouble-shooting. Accredited NHSC, Free Booklet. NILES BRYANT SCHOOL, 3631 Stockton, Dept. A, Sacramento 20, Calif.

LEARN AT HOME—College, High School and Noncredit Courses. Write for information to: University of Tennessee, Division of Extension, Correspondence Study, Knoxville, Tenn. 37916.

FLYBACK System Study. Simple, New Technique Testing \$2.95. Distributors Write M. Schwarz, 21 E. Bank, Petersburg, Va.

FCC LICENSE THROUGH TAPE RECORDED INSTRUCTION or six week classroom training. Bob Johnson Radio License Training, 1060D Duncan, Manhattan Beach, Calif. 90266.

INVENTIONS WANTED

INVENTIONS wanted. Patented; unpatented. Global Marketing Service, 2420-P 77th, Oakland 5, Calif.

INVENTORS! Sell your invention for cash or royalties! Our client manufacturers eagerly seek new items. Patented. Unpatented. Financial assistance if needed. 25 years proven performance. For free information, write Dept. 20, Gilbert Adams, Invention Broker, 80 Wall St., New York 5, N.Y.

INVENTORS! Don't sell your invention, patented or unpatented, until you receive our offer. Eagle Development Company, Dept. P, 79 Wall Street, N.Y. 5, N.Y.

PATENT Searches including Maximum speed, full airmail report and closest patent copies, \$6.00. Quality searches expertly administered. Complete secrecy guaranteed. Free Invention Protection forms and "Patent Information." Write Dept. 9, Washington Patent Office Search Bureau, 711 14th Street, N.W., Washington 5, D.C.

INVENTORS Needing Help with any problem, financial, development, securing manufacturer, obtaining patent. Write the organization that delivers action and results—not promises. Pioneer Invention Service, Dept. 79, 150 Broadway, New York 38, N.Y.

INVENTIONS—IDEAS developed: **CASH/ROYALTY SALES.** Member: United States Chamber of Commerce. Raymond Lee, 130-G West 42nd, New York City 10036.

GOVERNMENT SURPLUS

"GOVERNMENT SELLS".—Surplus Electronics; Oscilloscopes; Transceivers; Test Equipment; Radar; Walkie-Talkies; Boats; Jeeps; Aircraft; Misc.—Send For—"U.S. Depot Directory-Procedure"—\$1.00—Service, Box 425 (ZE), Nanuet, N.Y.

GOVERNMENT Surplus. Complete Sales Directory \$1.00. Surplus Publications, Box 45781E, Los Angeles 45, Calif.

JEEPS Typically From \$53.90 . . . Trucks From \$78.40 . . . Boats, Typewriters, Airplanes, Electronics Equipment, Photographic Equipment, used. 100,000 Bargains Direct From Government. Complete Sales Directory and Surplus Catalog \$1.00 (Deductible First \$10.00 Order). Surplus Service, Box 820-J, Holland, Mich. 49424.

BOOKS

FREE Book. Prophet Elijah Coming Before Christ. Wonderful Bible Evidence. PE Megiddo Mission, Rochester, New York 14619.

FREE Catalog Aviation/Electronics/Space books. Aero Publishers, 329PE Aviation Road, Fallbrook, Calif. 92028.

OLD Books Can Make You Rich! Free Brochure. Books, Box 157, Webster, New York 14580.

AUTHORS' SERVICES

AUTHORS! Learn how to have your book published, promoted, distributed. **FREE** booklet "ZD," Vantage, 120 West 31 St., New York 1.

POEMS or New Songs Wanted. Tin Pan Alley, Inc., 1650 Broadway, New York, N.Y. 10019.

MUSIC

ENJOY "Music-Only" programs now available on the FM broadcast band from coast to coast with M.A.'s sub carrier detector used with your tuner. Kit \$49.50 Wired \$75.00. Music Associated, 65 Glenwood Road, Upper Montclair, N.J. (201) 744-3387.

POEMS wanted for new songs. Nashville Music Institute, Box 532-E, Nashville, Tennessee.

HYPNOTISM

FREE Hypnotism, Self-Hypnosis, Sleep Learning Catalog! Drawer H400, Ruidoso, New Mexico 88345.

HYPNOTIZE UNNOTICED! **PATENTED** new hand device makes you a Hypnotist first day or refund! Hypnotist's Handbook included! \$2.00 Hypnosis Foundation, Box 487, La Mesa 9, California.

HYPNOTIZE secretly, cleverly, one glance . . . or money back. \$2. Eltons, Box 18223-PE2, Indianapolis, Indiana 46218.

"FEMALE HYPNOTISM" Exposed, explained! "Secret Method"—they never know! \$2, rushed. Guaranteed! Isabella Hall, Silver Springs, Florida.

MOVIE FILMS

DRAG RACING IN COLOR—50', 8mm **ACTION MOVIES** . . . '65 **NATIONALS** (at Indy) . . . **WINTERNATIONALS** . . . **U.S. FUEL CHAMPIONSHIPS**, \$5.95 each PPD—all 3, \$17.00. For those who have no projector—buy Argus Viewer/choice of one film, \$7.95. **SPORTLITE FILMS**, Dept. PE, 20 North Wacker Drive, Chicago, Ill. 60606.

RECORDS

DISCOUNT Records, All Labels—Free List. Write Cliff House, Box 42-P, Utica, N.Y.

RENT STEREO RECORDS, \$1.00 three days. **FREE** offer, write: **DISCO-TAPE**, P.O. Box 5202-PE, Sta. #4, North Hollywood, Calif. 91604.

PHOTOGRAPHY—FILM, EQUIPMENT, SERVICES

MEDICAL Film—Adults Only—"Childbirth"—1 reel 8mm \$7.50—16mm \$14.95. International-E, Greenvale, L.I., New York.

SCIENCE Bargains—Request Free Giant Catalog "CJ"—148 pages—Astronomical Telescopes, Microscopes, Lenses, Binoculars, Kits, Parts. War surplus bargains. Edmund Scientific Co., Barrington, New Jersey.

EDUCATIONAL OPPORTUNITIES

LEARN While Asleep. Remarkable, Scientific, 92% Effective, Details Free. ASR Foundation, Box 7021, Dept. e.g., Lexington, Kentucky.

B.Sc. DEGREE (Engineering) by home study. Send \$1 for 1966 prospectus. CIST, Suite 694, 263 Adelaide St. W., Toronto, Canada.

DO-IT-YOURSELF

SAVE! Build Transistorized Treasure Finder. Details Free. Del Research, Box 347E, Alden Manor, Elmont, N.Y.

BUSINESS OPPORTUNITIES

INVESTIGATE Accidents—Earn \$750 to \$1,400 monthly. Men urgently needed. Car furnished. Business expenses paid. No selling. No college education necessary. Pick own job location. Investigate full time. Or earn \$6.44 hour spare time. Write for Free literature. No obligation. Universal, CZ-6 6801 Hillcrest, Dallas, Texas 75205.

VENDING Machines—No Selling. Operate a route of coin machines and earn amazing profits. 32-page catalog free. Parkway Machine Corporation, 715PE Ensor Street, Baltimore 2, Md.

ELECTROPLATING Equipment and supplies. All types for home workshops and industrial. Send \$1.00 (refundable) for equipment guide formulas, operating data, catalog. HBS Equipment Division 90, 3543 East 16th, Los Angeles, California. 90023.

I MADE \$40,000.00 Year by Mailorder! Helped others make money! Start with \$10.00—Free Proof. Torrey, Box 63556-N, Oklahoma City, Oklahoma 73106.

PIANO Tuning learned quickly at home. Tremendous field! Musical knowledge unnecessary. Information free. Empire School of Piano Tuning. Dept. PE, Box 327, Shendoah Station, Miami, Florida 33145. (Founded 1935.)

FREE Book "990 Successful, little-known Businesses." Work home. Plymouth-945L, Brooklyn, N.Y. 11218.

EARN extra money selling advertising book matches. Sample kit furnished. Lion Matchcorp, Dept. MO-66C, Chicago, Ill. 60632.

FREE ADVERTISING in 100 Electronic Magazines, Details 10¢. Dee, Box 211, Beverly Hills, Calif.

CITIZENS BAND Radio Dealerships Available. Sell Full or Part Time. Knox Electronics, Dept. 274, Galesburg, Ill. 61401.

RAISE capital fast—easy proven sources—Free information—Advisor, Box 48337-PE2, Los Angeles 90048.

BIG MONEY—Operate your own fix-it shop. Service and repair all household appliances. Fix irons, fans, toasters, refrigerators, automatic washer-dryers, vacuum cleaners, automatic dishwashers, etc. Know how they work, what can go wrong and then how to fix them. Be able to do house wiring, commercial wiring; how to rewind motors of all sizes, sharpen mowers, skates, saws; where to buy spare parts wholesale; how to get business, what to charge. A tremendous money making opportunity for a mechanically inclined man (or family). **FREE BOOK**. Christy Trades School Inc., Dept. A-3114, 3214 West Lawrence Avenue, Chicago, Ill. 60625.

FREE FACTS and descriptive bulletin. Be an Air Conditioning, Refrigeration, and Heating Serviceman. High pay, jobs open everywhere, operate your own service business, no school or correspondence necessary. Instructions on all systems. Write Doolco Trouble Shooter, 2018 Canton, Dallas, Texas 75201.

TRAIN for solid, high-paying electronic career. 14 big kits included. Free fact pack. RTS, Dept. 60037, 815 E. Rosecrans, Los Angeles 90059.

FREE "Franchise Profit Letter" tells how unique NFR service is helping thousands seeking profitable businesses. Write today. National Franchise Reports, D-528, 333 North Michigan, Chicago 60601.

FREE REPORT, "Profitable Home Businesses." Immediate earnings! Wyman, E-71. Congers, N.Y. 10920.

BIG MONEY IN CB RADIO BUSINESS Earn up to \$1,000 per month or more. Sell the hottest line of all-transistor Citizen Band radios. Amazing profits with minimum investment. No overhead, no service problems. Write for details. Thomas, Dept. PE, Box P, Harbor City, Calif. 90710.

EMPLOYMENT INFORMATION

FOREIGN Employment. Construction, other work projects. Good paying overseas jobs with extras, travel expenses. Write only: Foreign Service Bureau, Dept. D, Bradenton Beach, Florida.

FOREIGN Employment: South America, Africa, Europe, Australia, USA. Earnings to \$2,000.00 monthly. Construction, all trades, professions, occupations. Many companies pay fare, housing, benefits, bonuses. Write: Universal, Dept. B-8, Woodbridge, Conn. 06525.

"EMPLOYMENT RESUME GUIDE," SIMPLIFIED WRITING INSTRUCTIONS PLUS ACTUAL EXAMPLES NUMEROUS TYPICAL RESUMES—\$2.00. **BONUS "APPLICATION LETTER WRITING" (DOLLAR VALUE) INCLUDED FREE. MAGNETIC, BOX 3677-PEW, WASHINGTON 20007.**

SOUTHWEST ELECTRONIC FIRMS Over 200 Names, Addresses, Areas of Work. **SAMPLE TEST INCLUDED** \$1.50. Edgar & Main, Box 17383, Dallas, Texas 75217.

EMPLOYMENT Resumes. Get a better job & earn more! Send only \$2.00 for expert, complete Resume Writing Instructions. J. Ross, 80-34 Kent St., Jamaica 32, N.Y., Dept. PE.

REAL ESTATE

FREE! 160-page **SUMMER** catalog! Over 1800 **PICTURES!** Farms, Ranches, Homes, Businesses, Vacation and Retirement Properties in 29 states coast to coast! **UNITED FARM AGENCY**, 612-EP West 47th St., Kansas City, Mo. 64112.

CANADIAN VACATION LANDS: Full price \$385.00. 40 acres, \$10 month. Suitable cottage sites, hunting, fishing, investment. Free information, Land Corporation, 3768-P, Bathurst, Downsview, Ontario, Canada.

NEW! SUMMER CATALOG All New 180 pages! Selected best thruout the U.S. Thousands of properties described, pictured—Land, Farms, Homes, Businesses—Waterfront, Recreation, Retirement. 490 Offices, 36 States Coast to Coast. Mailed **FREE** from the World's Largest! **STROUT REALTY**, 60-ZD E. 42nd St., N.Y., N.Y. 10017. OX 7-5710.

MAGAZINES

ONE complete set **POPULAR ELECTRONICS**. Roman Rucinski, 3832 Bristow, Detroit, Mich. 48212.

STAMPS

ADVANCED COLLECTORS!!! Foreign Stamp Approvals 1/2 Catalogue! Roth, Walker, W. Va. 26180.

MALAYSIA: 100 different \$1.00! (Catalogued \$5.00). CkLeong, POB 2617, Singapore 1.

\$25.00 PACKETS, \$10.00! Used foreign, U.S.—U.N.—FDC, Vatican. Far-Away Stamps, Box 2425, Gardena, Calif. 90247.

COINS

100 **FOREIGN** Coins Representing Over 25 Different Countries Only \$3.95 Free Mexican Silver Dollar with every order. Van's Coins, Walworth B#1, Wisconsin 53184.

KENNEDY LIMITED SILVER Memorial Medallion Issue. Only 15,000 will be minted and sold, in **ALL THE WORLD**. 1 1/2" diameter; serially numbered; beautifully sculptured high-relief. Become one of the lucky 15,000 owners of this rare solid silver masterpiece for only \$15.00. Also in unlimited solid bronze for \$5.00. Satisfaction guaranteed. Erie Publishers, P.O. Box 453F, Buffalo, N.Y. 14205.

PHOTOGRAPHS

PHOTOGRAPHS and transparencies wanted, to \$500.00 each. Valuable information free—Write Intraphoto-PE, Box 74067, Hollywood 90004.

MAGNETS

MAGNETS—Alnico—Ceramic—Flexible—Assemblies. What you need, we have. Special—Powerful retrieving magnet, \$3.00. Maryland Magnet, 5412-H Gist, Baltimore, Md. 21215.

MISCELLANEOUS

WINEMAKERS: Free illustrated catalog of yeasts, equipment. Semplex, Box 7208, Minneapolis, Minn. 55412.

BEERS, PEACH BRANDY, WINES—Strongest Formulas, \$2.00. (complete brew supplies hydrometers catalog 10¢) —Research Enterprises, 29-D Samoset, Woburn, Mass.

SPEC-TACULAR CASE of genuine glove leather has "Chamois-soft" interior that actually cleans your glasses! Chemically treated to remove dirt and smudges, prevent scratching. Leaves glasses lint-free, sparkling clear. Black case. \$2.95 ppd, specify with or without pocket clip. Order an extra case for your sunglasses. **MONEY BACK GUARANTEE**. Marbro Sales Co., Dept. A, 164 Duane St., New York, N.Y. 10013

STAMMER—Stutter—No More. (Dr. Young.) Write: Gaucho, Box 9309-E8, Chicago 90.

10,000 FORMULAS, FREE information. Reports, 2800e University, San Diego, Calif.

BEER, ALE, WINES! Powerful Methods! Secrets! Illustrated Booklet, \$2.00. (supplies catalog 10¢). Interstate Products, Box 1-VF3, Pelham, New Hampshire.

FREE Wine Recipes and Home Brewing Supplies catalog. Country Winemaker, Box 243EG, Lexington, Mass.


POPULAR ELECTRONICS

JUNE 1966

ADVERTISERS INDEX

READER SERVICE NO.	ADVERTISER	PAGE NO.
1	Allied Radio	103
	American Institute of Engineering & Technology	104
2	Amphenol Corporation	6
3	Argos Products Company	99
4	B & K Manufacturing Co	26
5	Browning Laboratories, Inc	92
	Capitol Radio Engineering Institute, The	5
	Cleveland Institute of Electronics	34, 35, 36, 37
6	Cleveland Institute of Electronics	103
7	Conar	10
	Coyne Electronics Institute	107
	Cush Craft	88
45	Delta Products, Inc	95
8	Demco Electronics	100
	DeVry Technical Institute	3
41	E.C.I. Electronics Communications Inc	91
9	Eastman Kodak Company	25
10	Electro Products Laboratories, Inc	97
11	Electro-Voice, Inc	FOURTH COVER
12	Empire Scientific Corp	98
13	Finney Company, The	31
14	Fisher Radio Corporation	23
15	Grantham School of Electronics	90
16	Hallicrafters	11
42	Heath Company	28, 29
17	Hy-Gain Electronics Corporation	1
18	International Crystal Mfg. Co., Inc	27
19	Johnson Company, E.F.	38
20	Judson Research and Mfg. Co.	88
21	Kuhn Electronics Inc.	90
22	Lafayette Radio Electronics	98
44	Mercury Electronics Corp	93
23	Milwaukee School of Engineering	94
	Motorola Semiconductor Products Inc	89
24	Multi-Elmac Company	20
	National Radio Institute	SECOND COVER
	National Technical Schools	7
25	New-Tronics Corporation	96
43	Pace Communications Corp	30
26	Pearce-Simpson, Inc	32
27	Progressive "Edu-Kits" Inc	13
	RCA Electronic Components and Devices	THIRD COVER
28	RCA Electronic Components and Devices	4
29	RCA Electronic Components and Devices	9
	RCA Institutes, Inc	16, 17, 18, 19
30	Sams & Co., Inc., Howard W	12
31	Shure Brothers, Inc	104
32	Shure Brothers, Inc	107
33	Sonar Radio Corporation	105
	Surplus Center	111
	Sydur	102
34	Texas Crystals	96
35	Turner Microphone Company, The	14
36	United Radio Co	113
37	University Sound	100
	Valparaiso Technical Institute	104
38	Wiley & Sons, Inc., John	8
39	Workman Electronics Products, Inc	99
40	Xcelite, Inc	101
	CLASSIFIED ADVERTISING 110, 111, 112, 113,	
	114, 115, 116	

Are you offering *today's color?*



HI-LITE

**ALL-NEW COLOR TV
PICTURE TUBE**

HR/21FBP22A



RCA Hi-Lite color picture tubes bring OEM quality to your replacement tube customers

Odds are that when you're called to replace a customer's color picture tube and you replace it with an RCA Hi-Lite, you're giving him a better product than he had when his set was new.

That's because RCA Hi-Lite picture tubes are RCA's best... the same quality... the same tubes... that go into today's original equipment sets. RCA Hi-Lites are all-new... glass, gun, the works! And incorporate the continued advancements in picture tube technology achieved by the world's leading color picture tube manufacturer. So you literally "up-date" your customer's color set when you install one.

Here's picture brightness and color fidelity at its finest, available for the service trade in 19-inch and 25-inch rectangular and 21-inch round tube types.

How about you? Are you offering your customers today's color?


RCA Electronic Components and Devices, Harrison, N. J.



The Most Trusted Name in Electronics

You call it tiny.
We call it progress!



 This is the new E-V 1177. An FM Stereo tuner and 50 watt stereo amplifier. All in one neat package.

Don't let its calm exterior fool you. The inside is packed with action. Solid-state circuitry born of our lengthy experience in aerospace electronics. Nothing wasted. Every ounce contributes to superb sound reproduction.

You can tackle the biggest musical sounds on record with the 1177. It's more than equal to the challenge. When teamed with a pair of famed Electro-Voice speakers, you've achieved a matched high fidelity system

of rare excellence. And the E-V approach to high fidelity design makes installation easy and operation effortless.

Oh. One other thing about the E-V 1177. The price. It's right in line with the size. Small. Just \$280.00 including the walnut-paneled case. See your E-V dealer for a demonstration. Or write for our complete high fidelity catalog. *It's big!*

ELECTRO-VOICE, INC., Dept. 664P,
630 Cecil Street, Farmington, Michigan 49107

Electro-Voice[®]

high fidelity systems and speakers • tuners, amplifiers, receivers • public address loudspeakers
microphones • phonograph needles and cartridges • organs • space and defense electronics

CIRCLE NO. 11 ON READER SERVICE PAGE