

TRANSISTOR IGNITION FOR VW

POPULAR OCTOBER
ELECTRONICS 1965

35
CENTS


**More Life From
Your TV
Picture Tube**

**Build TV Pic
Tube Tester &
Rejuvenator**

**Guide To TV Pic
Tube Testers**

**Build Bantam
Hi-Fi Speaker**

**Fail-Safe
Power Supply**



08 PA

ERIE
2982 POPLAR ST
C JOHNSON

E1265 642676J0H2982PC08K

SPECIAL: Telemetry from Space—now it works



GET A FAST START WITH NRI'S ABSORBING, NEW ACHIEVEMENT KIT

Delivered to your door—everything you need to make a significant start in the Electronics field of your choice! This new starter kit is an outstanding, logical way to introduce you to NRI training. . . . an unparalleled example of the value of NRI home-study training. What's in it? Your first cup of lesson texts; a vinyl desk folder to hold your study material; the industry's most complete Radio-TV Electronics Dictionary; valuable reference texts; lesson answer sheets; pre-addressed envelopes; pencils; pen; engineer's ruler, and even a stage. No other school has anything like it.



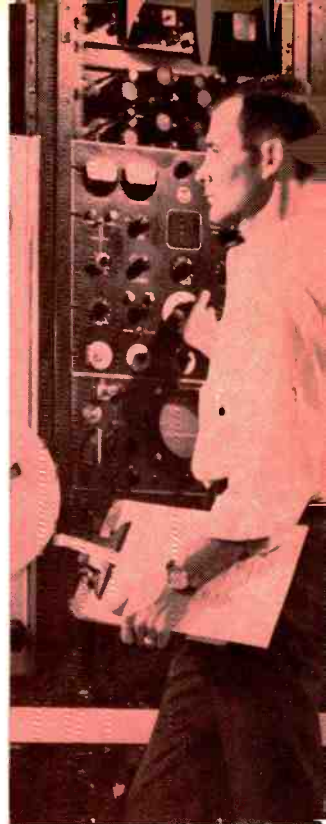
ELECTRONICS COMES ALIVE WITH CUSTOM TRAINING KITS

You get your hands on actual parts and use them to build, experiment, explore, discover. NRI pioneered and perfected the "home lab" technique of learning at home in spare time. Nothing is as effective as learning by doing. That's why NRI puts emphasis on equipment, and why it invites comparison with equipment offered by any other school. Begin now this exciting program of practical learning created by NRI's Research and Development Laboratories. It's the best way to understand fully the skills of the finest technicians—and make their techniques your own.



"BITE-SIZE" LESSON TEXTS PROGRAM YOUR TRAINING AT HOME

Certainly, lesson texts are necessary. NRI's programmed texts are as simple, direct and well illustrated as 50 years of teaching experience can make them. They are carefully programmed with NRI training kits to make the things you read about come alive. You'll experience all the excitement of original discovery.



HOBBY? CAREER? PART-TIME EARNINGS? MAIL COUPON TO NRI

Whatever your reason for wanting to increase your knowledge of Electronics . . . whatever your education . . . there's an NRI instruction plan to fit your needs. Choose from three major training programs in Radio-TV Servicing, Industrial Electronics and Communications or select one of seven NRI courses in specialized subjects. Mail coupon for NRI catalog. Find out how you can train at home this exciting, rewarding way.

DISCOVER THE EXCITEMENT OF NRI ELECTRONICS TRAINING

Founded 50 years ago—in the days of wireless—NRI pioneered the "learn-by-doing" method of home-study. Today, NRI is the oldest, largest home-study Electronics School, offering the kind of instruction that makes learning exciting, fast. You build, test, experiment, explore. Whatever your interest, your need, your education, investigate the wide variety of NRI training plans . . . find out about the NRI Achievement Kit. Cut out and mail the postage-free card now. No salesman will call. NATIONAL RADIO INSTITUTE, Electronics Division, Washington, D.C. 20016.

50 YEARS OF LEADERSHIP IN ELECTRONICS TRAINING

Pick your field of ELECTRONICS

NOW NRI OFFERS YOU 10 WAYS TO TRAIN AT HOME IN SPARE TIME

Any training—if it is to be worth your time and money—must give you the knowledge and the skills you seek, the knowledge and the skills employers want. That's why NRI puts emphasis on providing a *choice* of carefully developed training plans in Electronics. NRI now offers you 10 ways to train at home . . . 10 ways to meet the challenge of today's job market by training with NRI for a career in Electronics, for part-time earnings, or

simply for developing a new, fascinating hobby. The proof of the quality of NRI training plans is in its record of tens of thousands of successful graduates and the reputation NRI holds throughout the Electronics industry. Move ahead now in this exciting, growing field. Select the training plans of most interest to you and mail the postage-free card today. NATIONAL RADIO INSTITUTE, Electronics Division, Washington, D. C. 20016.



TELEVISION-RADIO SERVICING

Complete training from basic fundamentals of electricity to home entertainment equipment. You learn to fix radios, hi-fi and stereo sets, black-and-white and color TV, etc. A profitable field full or part-time.



INDUSTRIAL-MILITARY ELECTRONICS

From basic principles to computers. A comprehensive training plan that teaches you the fundamentals, then takes you into such modern-day miracles as servos, telemetry, multiplexing, phase circuitry, other subjects.



COMPLETE COMMUNICATIONS*

Designed to teach and provide you with actual practice in operation, service and maintenance of AM, FM, and TV broadcasting stations. Also covers marine, aviation, mobile radio, facsimile, microwave, radar.



FCC LICENSE*

Specifically designed short course to prepare you for your First Class FCC Radiotelephone License examinations. You begin with fundamental Electronic principles, advance to required subjects covering equipment, procedures.



MATH FOR ELECTRONICS

A brief course for engineers and technicians who need a quick review of essential mathematics used in industry, communications, in government jobs. Basic arithmetic review, short-cut formulas, modern digital number systems, much more.



BASIC ELECTRONICS

A concise course to teach modern Electronic terminology and components. A wealth of practical, useful information to help you better understand the field, give you some technical knowledge. For anyone who wants a basic understanding of Radio-TV Electronics.



ELECTRONICS FOR AUTOMATION

Not for beginners, but for men with some fundamental knowledge of Electronics who want an understanding of Automation in present use. Covers process control, ultrasonics, telemetering and remote control, electromechanical measurements, other subjects.



AVIATION COMMUNICATIONS*

Prepares you to install, maintain, service aircraft communications equipment. Covers direction finders, ranges, markers, Loran, Shoran, Radar, landing systems. Earn your First Class FCC License with Radar Endorsement.



MARINE COMMUNICATIONS*

Covers transmitters, direction finders, depth indicators, radar, sonar, other equipment used on commercial ships and pleasure boats. Prepares you for First Class FCC License with Radar Endorsement.



MOBILE COMMUNICATIONS*

Learn to install and maintain mobile equipment and associated base stations. Covers transmitters and receivers used by police and fire departments, public utilities, construction firms, taxis, etc. Prepares for First Class FCC License.

*NOTE: You must pass your FCC License exams (any Communications course) or NRI refunds in full the tuition you have paid.

Our 50th Year of Leadership in Electronics Training



POPULAR ELECTRONICS



POPULAR ELECTRONICS is Indexed
in the Readers' Guide
to Periodical Literature
This month's cover photo by
Bruce Pendleton

VOLUME 23

OCTOBER, 1965

NUMBER 4

Special TV Section

How to Get More Life Out of Your TV Picture Tube	Robert Cornell	39
Build a TV Picture Tube Tester and Rejuvenator	Jeff H. Taylor	42
Guide to Picture Tube Testers and Rejuvenators	Gary Wayne	46

Electronic Construction Projects

The "Cinderella"	David B. Weems	49
"Watchdog" Mobile Monitor	Howard Burgess	67
Now! A Universal CD Ignition System	Murray Gellman	69
Fail-Safe Transistor Power Supply	Edward Nawracaj and Fred Forman	74

Communications

On the Citizens Band: Colorado CB'ers REACT	Matt P. Spinello, KHC2060	77
Short-Wave Listening: WRUL Scores a Radio "First"	Hank Bennett, W2PNA	79
English-Language Newscasts to North America		80
Amateur Radio: Adding Audio Punch to Phone Transmitters	Herb S. Brier, W9EGQ	81


Electronic Features and New Developments

Telemetry: Our "Eyes" and "Ears" in Space	J. W. Billups	53
Solid State	Lou Garner	58
The REAL Inventor of Wireless	Thomas Appleby, W3AX	64
Parts Profiles	Don Lancaster	72

Departments

Letters from Our Readers		6
Reader Service Page		15
Electronics Library		20
New Products		22
Tips & Techniques		26
Operation Assist		30

Copyright © 1965 by ZIFF-DAVIS PUBLISHING COMPANY. All rights reserved.



5,000 FIRMS HAVE EMPLOYED DeVRY TECH ELECTRONICS GRADUATES...

There Must be a Reason!

Something new!

**LEARN AUTOMOTIVE
and Maintenance
ELECTRICITY AT HOME!**

Here's another great opportunity for the man who wants his own business or a bigger pay check with a brighter future. It is a NEW DeVry program that gives you the advantage of earning while you learn.

Prepare in spare time at home for profitable jobs which can take you all the way from trouble-shooting on the electrical systems of automobiles, marine engines, trucks, tractors and other gasoline engines, to the general maintenance of electrical equipment in the home or in light industry.

DeVry's new program "brings the classroom to your home" through the magic of AUDI-VISUAL AIDS: Lectures recorded by DeVry instructors combined with colorful 8 x 10" transparencies to make learning easier. You get the advantages of "programmed" learning through modern texts which are also handy for future



reference. To develop practical skill, you get and keep valuable shop equipment and manuals. This includes building the brand-new DeVry Transistorized Automotive Analyzer and the DeVry Silicon Battery Charger — ideal "tools" for earning extra money as you go.

This new program covers the entire electrical systems in automobiles and other vehicles, including transistorized ignition systems, alternators and regulators, and other applications. In the maintenance field, it covers lighting, electric motors, controls, wiring — even transistors. The graduate from this program can be either a specialist as a troubleshooter on the electrical system of an automobile, or handle electrical lighting, heating, alarm and control systems. It is ideal for "one man" maintenance departments.

Check coupon at right and mail it today for FREE facts.

*Let Us Prepare You at Home or In
One of Our Two Big Resident Schools
for a Profitable Career in*

ELECTRONICS

Across the continent, leading employers of personnel trained in electronics tell us that DeVry training is "Tops." Get the full story of DeVry Tech and the advantages it offers, by filling in the coupon below. The two free booklets pictured below tell of many fine opportunities for trained men in electronics: the great variety of jobs, from research, production, operation, maintenance and servicing of electronic equipment — to a neighborhood TV-radio sales and service business of your own. They'll tell you too, how DeVry has prepared men for good jobs with outstanding firms: on practical, "brass-tacks" problems with actual electronic equipment.

Here's good news: you don't need advanced education or previous technical experience to get started. If you can follow simple directions, you should be able to prepare with DeVry's help for real money in a field that may offer the opportunity of your lifetime.

Employment Service: With many employers so enthusiastic about DeVry Tech graduates, it's no wonder our Employment Service can help our graduates get started in electronics, or can assist them toward promotions later.

FREE!

**SEND COUPON
FOR BOOKLETS
ON ELECTRONICS
AS A CAREER**



DeVry TECHNICAL INSTITUTE

4141 Belmont Ave., Chicago, Ill. 60641, Dept. PE-10-V

I AM INTERESTED IN ELECTRONICS. Please give me your two free booklets, "Pocket Guide to Real Earnings" and "Electronics in Space Travel"; also include details on how to prepare for a career in this field. The following opportunity fields (check one or more) interest me:

- | | |
|--|---|
| <input type="checkbox"/> Space & Missile Electronics | <input type="checkbox"/> Communications |
| <input type="checkbox"/> Television & Radio | <input type="checkbox"/> Computers |
| <input type="checkbox"/> Microwaves | <input type="checkbox"/> Industrial Electronics |
| <input type="checkbox"/> Automation Electronics | <input type="checkbox"/> Broadcasting |
| <input type="checkbox"/> Radar | <input type="checkbox"/> Electronic Control |

I AM INTERESTED IN AUTOMOTIVE AND MAINTENANCE ELECTRICITY. Please supply further information.

NAME _____ AGE _____

ADDRESS _____ APT. _____

CITY _____ STATE _____ ZIP _____

Check here if you are under 16 years of age.

Canadian residents: Write DeVry Tech of Canada, Ltd.,
2095A 970 Lawrence Avenue West, Toronto 19, Ontario

ACCREDITED MEMBER OF NATIONAL HOME STUDY COUNCIL

DeVry Technical Institute

Chicago • Toronto

FULLY EQUIPPED FOR
IMMEDIATE OPERATION
ON ALL **23** CHANNELS



23-CHANNEL CB
mobile and base station
AM TRANSCEIVER

GREATER RANGE POWER with the exclusive new DYNA-BOOST circuit that intensifies speech signals and extends the signal range.

The new Cobra CAM-88 is rugged, handsome and field proven. Compare it, feature for feature, with other CB equipment and you'll be convinced that the Cobra CAM-88 is by far the best.

Outstanding Features

- Fully-Equipped for Immediate 23-channel Transmit and Receive
- Double Conversion Superheterodyne Receiver
- Transistorized 117V AC/12V DC Power Supply
- Speech Compression with Switch
- Delta-Tune Fine Tuning
- Squelch Control and Standby Switch
- Illuminated Dual-Purpose Meter
Power-in (Receive)-Power-out (Transmit)
- Modulation Indicator
- Detachable Press-to-talk Microphone
- Convertible to a Public Address Amplifier

Carefully engineered design makes the Cobra completely reliable and easy to operate. Completely self-contained. *No additional crystals needed.* \$21495

See your Distributor or Write for Bulletin 6410-P.

B & K MANUFACTURING CO.



DIVISION OF **DYNASCAN CORPORATION**
1801 W. BELLE PLAINE AVE. • CHICAGO, ILL. 60613

Canada: Atlas Radio Corp., 50 Wingold, Toronto 19, Ont.
Export: Empire Exporters, 123 Grand St., New York 13, U.S.A.

CIRCLE NO. 5 ON READER SERVICE PAGE

POPULAR ELECTRONICS

World's Largest-Selling Electronics Magazine

- PHILLIP T. HEFFERNAN** Publisher
OLIVER P. FERRELL Editor
ROBERT CORNELL, WA2HDQ Managing Editor
JOHN D. DRUMMOND Technical Editor
WILLIAM GALBREATH Art Editor
MARGARET MAGNA Associate Editor
CHRISTOPHER SHERIDAN Associate Editor
ANDRE DUZANT Technical Illustrator
NINA CHIRKO Editorial Assistant
PATTI MORGAN Editorial Assistant
- H. S. BRIER, W9EGQ** Amateur Radio Editor
M. P. SPINELLO, KHC2060 CB Editor
L. E. GARNER, JR. Semiconductor Editor
H. BENNETT, W2PNA Short-Wave Editor
STANLEY LEINWOLL Radio Propagation Editor

- LAWRENCE SPORN** Advertising Sales Manager
ARDYS C. MORAN Advertising Service Manager

ZIFF-DAVIS PUBLISHING COMPANY

Editorial and Executive Offices (212 ORegon 9-7200)
One Park Avenue, New York, New York 10016

William B. Ziff, Chairman of the Board (1946-1953)
William Ziff, President
W. Bradford Briggs, Executive Vice President
Hershel B. Sarbin, Vice President and General Manager
Philip Sine, Financial Vice President
Walter S. Mills, Jr., Vice President, Circulation
Stanley R. Greenfield, Vice President, Marketing
Phillip T. Heffernan, Vice President
Frank Pomerantz, Vice President, Creative Services
Arthur W. Butzow, Vice President, Production

New York Office (212 ORegon 9-7200)
One Park Avenue, New York, New York 10016
Eastern Advertising Manager, RICHARD J. HALPERN

Midwestern Office (312-726-0892)
307 North Michigan Avenue, Chicago, Illinois 60601
Midwestern Advertising Manager, JAMES WEAKLEY

Western Office (213 CRestview 4-0265)
9025 Wilshire Boulevard, Beverly Hills, California 90211
Western Advertising Manager, BUD DEAN

Circulation Office
Portland Place
Boulder, Colorado 80311



POPULAR ELECTRONICS is published monthly by Ziff-Davis Publishing Company at 307 North Michigan Avenue, Chicago, Illinois 60601, October, 1965. Volume 23, Number 4. (Ziff-Davis also publishes Skiing, Flying, Business/Commercial Aviation, Popular Boating, Car and Driver, Popular Photography, HiFi/Stereo Review, Electronics World, Modern Bride, and Skiing Trace News.) One year subscription rate for U.S., U.S. Possessions and Canada, \$4.00; all other Foreign, \$5.00. (Schedule for payment in foreign currencies may be found elsewhere in this issue.) Second Class postage paid at Chicago, Illinois, and at additional mailing offices. Authorized as second class mail by the Post Office Department, Ottawa, Canada, and for payment of postage in cash.

SUBSCRIPTION SERVICE: All subscription correspondence should be addressed to POPULAR ELECTRONICS, Circulation Department, Portland Place, Boulder, Colorado 80311. Please allow at least six weeks for change of address. Include your old address as well as new—enclosing if possible an address label from a recent issue.
EDITORIAL CONTRIBUTIONS must be accompanied by return postage and will be handled with reasonable care; however, publisher assumes no responsibility for return or safety of art work, photographs or manuscripts.



300 Years ago they'd have burned us as witches. We make little things perform miracles.

Like the KLH Model Eighteen. It's a solid state FM stereo tuner. Sopping wet, in its handsome oiled walnut enclosure, it weighs less than four pounds. And it measures just 9" wide x 4 1/4" high x 5 3/8" deep.

Can something like that perform miracles?

We have witnesses.

"The design philosophy of the Model Eighteen is definitely rooted in the KLH tradition of making as much as they can themselves to insure quality . . . In the case of the Model Eighteen they have gone to the trouble of making their own i.f. transformers . . . the payoff is in performance . . . the most remarkable specification of the KLH is its price \$116.95. At that price and with the performance it provides, the KLH is

a remarkable tuner buy." *AUDIO MAGAZINE.*

"The Eighteen is engineered to produce maximum performance with minimum complexity . . . (It) is an exceptional value, and is, in fact, one of the better FM tuners I have seen regardless of price." *JULIAN HIRSCH, HI FI/STEREO REVIEW.*

"Its clear open sound and sensitivity to stations all the way up and down the dial qualify it unquestionably for use as a tuner in the finest of playback systems." *HIGH FIDELITY.*

"The audio purist who spends his entire life looking for better sound would find no fault with the Model Eighteen." *RADIO-TV EXPERIMENTER MAGAZINE.*

"The KLH Model Eighteen in normal use should never need re-

alignment or servicing for the life of the unit."

Who said that? We did.

Is that witchcraft?

Not really. We did it all with our own hands, our own parts, our own imagination. The way we do everything, The KLH way. It guarantees miracles.

And those rumors of ladies in pointed hats prowling the moonscapes of Cambridge, Mass., are completely unfounded.

We'll bet our broomstick on it.

For more complete information on all our miracles, write The KLH People, 30 Cross Street, Cambridge, Mass., Dept. 103.



30 Cross Street, Cambridge, Mass.

FREE

NEW 1966 GIANT CATALOG

TUBES PARTS ETC. AT LOWEST PRICES

100's OF BARGAINS NOT IN ANY OTHER CATALOG

100's of new items listed for first time

SAVE UP TO 50% ON CHOICE KITS

Satisfaction GUARANTEED or your money back!

SAVE ON CAMERAS FILM & PHOTO EQUIPMENT

EVERYTHING IN HI-FI AND STEREO

TOP VALUES IN POWER & HAND TOOLS

NO MONEY DOWN PLUS REVOLVING CHARGE ACCOUNT

FOR 38 YEARS THE OUTSTANDING MONEY SAVING BUYING GUIDE FOR:

100's of pages packed with savings

BURSTEIN-APPLEBEE CO. Dept. PE,
1012-14 McGee St., Kansas City, Mo. 64106

Rush me the FREE 1966 B-A Catalog.

NAME _____

ADDRESS _____

CITY _____ STATE _____

Please be sure to show your Zip No. _____

BUYING GUIDE FOR:

- Stereo & Hi-Fi Systems and Components
- Tape Recorders
- Electronic Parts, Tubes, Books
- Phonos & Records
- Ham Gear
- Test Instruments and Kits
- Cameras and Film
- Public Address
- Citizens Band
- Transistor & FM-AM Radios.

RUSH COUPON TODAY

CIRCLE NO. 7 ON READER SERVICE PAGE

LETTERS

FROM OUR READERS


Address correspondence for this department to:
 Letters Editor, POPULAR ELECTRONICS
 One Park Avenue, New York, N. Y. 10016

CD IGNITION SYSTEM A SUCCESS

After reading "Transistorized Capacitor Discharge Ignition System" (June, 1965), I purchased a kit from SYDMUR to install in my 1964 Chrysler "Newport." I found it easy to put together, and it worked the first time I tried it. I was getting 13 miles per gallon and now I am getting 16 miles per gallon. The engine starts faster and doesn't stall as often during the first few minutes of warm-up.

RALPH C. NEWELL
 W. Boylston, Mass.

My compliments on a fine article. I bought the SYDMUR kit and installed it in my Olds "Starfire." After three weeks of use and 1900 miles of driving, I find that the engine is "greasy" smooth at all speeds, mileage has



improved from 11 to 12½ miles per gallon, and acceleration is positive. I'm 100% satisfied with the way the system operates.

JOHN BARNA
 Buffalo, N.Y.

It's worth the money. Engine performance is smooth, ignition interference-free, and gas consumption is less. Most of all, I like the effortless starting.

HERMAN S. KRUZEL, K9SNF
 Chicago Heights, Ill.

Much interest has been shown in the CD ignition system. For answers to some pertinent questions, and instructions as to how to convert the system for operation with positive ground ignition as well as for the 6-volt foreign jobs, see page 69.

ELECTRONIC COIN TOSSER

In the "Electronic Coin Tossor" (April, 1965), please note that the bistable multivibrator or flip-flop resistors R9 and R10 are 820 ohms but should be 8200 ohms. Using 820 ohms, the forward bias on the transistor, which is in the off condition, is too great and the square-wave signal is lost; I confirmed

October, 1965


7

**KAAR MOVES CB
 AHEAD 5 YEARS
 ...OVERNIGHT**



KAAR SKYHAWK

335



- **HAND-SPAN COMPACTNESS**
- **ALL SOLID STATE**
- **23 CHANNELS** (no limit on channel choice)
- **2 YEAR GUARANTEE**

If you've been waiting for the CB transceiver that has everything . . . move up to **SKYHAWK!**

YOU GET ALL THESE SKYHAWK FEATURES NOW...No Waiting

- Tantalum capacitors
- Sealed-plug in relay
- Filtered power leads
- Paging
- External speaker jack
- Illuminated signal level meter with dynamic modulation indication
- Glass epoxy circuit board
- Provision for plug-in selective call
- Amplified Zener diode voltage regulator
- Fine tuning (Varactor-technique) on channel selector
- External metering socket
- Inter-station and system channels identified
- Smart chrome and charcoal gray epoxy finish.

\$199.95

complete with power cable, mounting bracket, crystal for channel 9 "Help" Channel

*OPTIONAL
 6 pack crystals (for Channels 10-11-12-13-14-23) **19.95**

22 pack crystals — all 23 channel operation

69.95

FCC STATION LICENSE REQUIRED. ALL USE MUST CONFORM WITH PART 95, FCC REGULATIONS.

KAAR ENGINEERING COMPANY

Member: CANADIAN MARCONI COMPANY Group



2250 Charleston Road • Mountain View, California



Your copy is waiting
**The do-it-yourselfer's
 newest catalog**

Here's your new catalog of quality electronic kits and assembled equipment . . . your shopping guide for TV set kits, transistor radios, voltmeters, scopes, tube testers, ham gear, PA systems, and a host of other carefully engineered products. Every item in the Conar catalog is backed by a no-loopholes, money-back guarantee. It's not the biggest catalog, but once you shop its pages you'll agree it's among the best. For years of pleasurable performance, for fun and pride in assembly, mail the coupon. Discover why Conar, a division of National Radio Institute, is just about the fastest growing name in the kit and equipment business.

CONAR

MAIL NOW!

CONAR KA5CA

3939 Wisconsin Avenue, Washington, D.C. 20016

Please send me your new catalog.

Name _____

Address _____

City _____ State _____ Z-code _____

CIRCLE NO. 9 ON READER SERVICE PAGE

LETTERS

(Continued from page 7)

this on a Tektronics scope #543. I would also recommend placing a 25-pf. capacitor across these resistors. Since I modified the Tossler, it works very well.

ART KRACIKAS
 Winnipeg, Manitoba, Can.

We can't argue with success, Art, but it is not unusual for different batches of the same transistor types to require different values for related components. The original model worked fine with the 820-ohm resistors.

THE PROJECT WORKS

I have noted that editors and readers alike are particularly pleased with letters that say, "It works." As I enjoy your magazine and its articles on construction projects, I am sending you this letter to say, "It works."

RUSSELL JONES
 Toronto, Canada


Russell, what works?

HAMS WITH OTHER HOBBIES RESPOND

I think Art Taylor's idea of a clearing house for hams (*Letters*, August, 1965), is excellent. In addition to ham radio, I am also interested in astronomy, photography, and amateur rocketry. I operate on six and two meters (50.166 and 145.8 mc.) AM and CW almost every evening. I would like to join a net or discussion group.

KENNETH J. BURGESS, WA8RER
 Allen Park, Mich.

Kenneth, your letter in response to Art's idea was the first of many to arrive here. Hobby interests varied from flying to water



sports, from stamp collecting to camping, from archery to reading, from hi-fi to building electronic projects, etc. Starting in the November issue, we will publish calls, bands, and interests of those who write in. A post card will do. Tell us your favorite "second" or "third" hobby, what bands you operate, what mode, when you are on the air, and when you would be willing to join a net or discussion group.

BOWS AND ARROWS

I fail to see any sense in Rep. Frank T. Bow's bill—House Resolution 377, (*Letters*, August, 1965). To take our 10-meter ham band and give it to a group of "lids" is not right . . . The solution to this whole CB


POPULAR ELECTRONICS

FINCO

COLOR-VE-LOG ANTENNAS

FOR UHF, VHF, FM RECEPTION

ALL-BAND UHF-VHF-FM ANTENNA




FINCO
Model UVF-24
\$59.95 list

The one antenna that does the work of 3! Gives startlingly clear black and white pictures and beautiful color on both UHF and VHF television channels — plus the finest in stereophonic and monophonic sound reproduction.

FINCO Model UVF-18 — \$42.50 list
FINCO Model UVF-16 — \$30.50 list
FINCO Model UVF-10 — \$18.50 list

SWEPT-ELEMENT VHF-FM ANTENNA



FINCO
Model VL-10
\$34.95 list

FINCO's Color-Ve-Log challenges all competition! Its swept-element design assures the finest in brilliant color and sharply defined black and white television reception — as well as superb FM monaural and stereo quality.

FINCO Model VL-18 — \$54.50 list
FINCO Model VL-15 — \$46.95 list
FINCO Model VL-7 — \$23.95 list
FINCO Model VL-5 — \$16.95 list

Featuring FINCO's exclusive Gold Corodizing

FINCO COLOR-VE-LOG

Prices and specifications subject to change without notice

THE FINNEY COMPANY • 34 W. Interstate Street • Bedford, Ohio

Write for beautiful color brochures Number 20-322, and 20-307, Dept. PE

CIRCLE NO. 15 ON READER SERVICE PAGE


COLOR CODED NUTDRIVER SETS

no fumbling..
you reach for
the right one
every time!



- 7 Most-used sizes — $\frac{3}{16}$ " thru $\frac{3}{8}$ " • High carbon steel, polished and plated • Precision fit case-hardened sockets
- Shockproof plastic handles (UL) • Large, readable size indexes

No. 127
SPACE-SAVING
WALL RACK
(Lockable)



OTHER SETS, TOO:
hollow-shaft or mixed
PLUS A FULL RANGE OF
SEPARATE NUTDRIVERS:
 $\frac{3}{32}$ " thru $\frac{3}{4}$ " — Regular,
Stubby, Extra-long,
Midget (Pocket clip)

available through leading electronic distributors

XCELITE

XCELITE INC. • 20 BANK ST., ORCHARD PARK, N. Y.
Send free literature on nutdriver sets.

name _____

address _____

city _____

state & zone _____

CIRCLE NO. 52 ON READER SERVICE PAGE

LETTERS

(Continued from page 8)

dilemma is to examine every CB licensee for valid need of the Citizens Radio Service. If there is none, revocation of the license should follow.

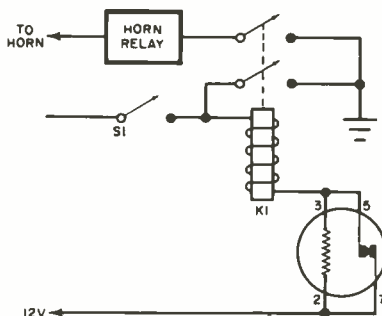
JOHN C. BRY, III, WN2QLG
Cherry Hill, N.J.

I agree with Rep. Frank T. Bow. I'm asking my representative, Joe Skubitz, to give House Resolution 377 all the help he can.

RALPH B. BILSON
Eureka, Kan.

TAMPER ALARM GOES "PERIODIC"

The "Simple Self-Resetting Tamper Alarm" (July, 1965), stays on all the time the hood or door is open. There is less chance of running the battery down if the horn is made to go on and off periodically. A minor wiring



change as shown in the schematic will cause the alarm to go on and off until either the master switch is opened, or the hood and all the doors are closed.

ARTHUR C. LANGUIRANO
Newport, R.I.

RESONANCE ENGINE PULLS FIRST PRIZE

I constructed the "60-Cycle Repulsion Coil-Resonance Engine" (March, 1964) and entered it in my school's science fair. I also wrote an explanation of the principle of resonance, and used the engine to demonstrate it. I received first prize.

GARY CHIRLIN
Buffalo, N.Y.

H.E.L.P.

I agree 100% with Ron Haney, KHC3840, who wrote in opposing the H.E.L.P. system (May, 1965). Why not use a channel which has *not* been allocated for CB use? The units on the highways would then only need one channel and could not be used for any other purpose. This would simplify things for the motorist and save CB from destruction.

GREG IPPEN, KNJ6323
Rockford, Ill.

H.E.L.P. is just the thing for an emergency. We should have more people using CB for

POPULAR ELECTRONICS



Zip through Scott's new solid state FM stereo tuner kit in one afternoon

Four to six hours! That's all you need to zip through Scott's new LT-112 FM stereo tuner kit. Start after lunch—enjoy superb stereo at dinner.

Scott solid state circuitry is the key to the LT-112's superior performance. Costly silicon transistors give performance unapproached by any other kit on the market. The LT-112 is kit-brother to Scott's best-selling 312 solid state stereo tuner, of which *Audio* said, "... one of the finest tuners anywhere."

Your LT-112 arrives with all critical circuitry pre-wired, pre-tested, pre-aligned, and mounted on heavy-duty printed circuit boards. Scott's ex-

clusive life-size, full-color construction book details every step . . . makes perfect wiring almost automatic.

You'd never believe a kit so easy to build could be so packed with features. Built into the LT-112 is a new Scott invention . . . the Tri-modulation meter, used for a Signal Strength Indicator, Zero Center Indicator, and Alignment Meter.

See your Scott dealer today, and pick up an LT-112 tuner kit . . . \$179.95 plus one enjoyable afternoon will net you a lifetime of listening pleasure.



For complete information on Scott's kits & components write: Dept. 520-10, H. H. Scott, Inc., 111 Powdermill Road, Maynard, Mass. Export: Scott International, Maynard, Mass. Cable HIFI. Prices slightly higher west of Rockies. Prices and specifications subject to change without notice.

CIRCLE NO. 43 ON READER SERVICE PAGE

LETTERS (Continued from page 10)

practical purposes, particularly to aid motorists.

JOE & CHARLIE BERRIOS, KMD1261
New York, N.Y.

POPULAR ELECTRONICS IS TWO WORDS

Doing the puzzle "Find the Components" (July, 1965) was an exciting experience. I managed to get all but one, #23. When I looked at the solution and found that "POPULAR ELECTRONICS" was the answer, I was disappointed. POPULAR ELECTRONICS is not a component.

KEN WEINSTEIN
New York, N.Y.

You caused me some anxiety with the "Find the Components" puzzle. Item 23 was an unlisted item of 18 letters and I tried to



think of a component that had 18 letters for about a week. Had I known it wasn't a component and was two words, I might have been able to complete the puzzle with the words POPULAR ELECTRONICS. I enjoy working the puzzles and quizzes and find your articles informative and interesting.

BRUCE A. FEEZEL
Ledyard, Conn.

Ken and Bruce, you're right. POPULAR ELECTRONICS is not a component, for no component we know has so many applications.

SOME WIRELESS MICROPHONES ARE TABOO

I would like to increase the signal strength and range of the "FM Wireless Microphone" (May, 1965). Can I use a longer antenna, or make a power source change? I don't want to modify the circuit.

D. B. TOBIN
New York, N.Y.

Sorry, D.B., the FCC has some other ideas about this project. Their Part 15 does provide for operation of wireless microphones in the 88 to 108 mc. band without a license, but only with type-approved equipment. Type approval is not available for a home-constructed wireless microphone operating in the 88- to 108-mc. band. Home constructors are encouraged to use frequencies below 1600 kc., or the 26.96- to 27.27-mc. band.

~~30~~

Introducing the World Traveler



NOW... ROAM THE WORLD
FOR JUST \$69.95!

This radio isn't for just anybody.

It's for the man who craves excitement. And travel. And knowledge.

It's for the man who wants to hear... for himself... just what's going on in Moscow and the Caribbean and London and Saigon—straight from the people involved. It's for the man who wants an open line to commercial aviation and military and maritime broadcasts.

But, most of all, the World Traveler is for men who know good equipment and care enough to want a receiver with *three* times the sensitivity of comparably priced sets... as well as a noise limiter on/off switch, a transformer power supply and a host of other Regency exclusives.

Does it sound as if *you're* the man we're describing? Stop by your nearest Regency dealer and find out. Or write us for complete specs. Today.

Regency Electronics, Inc. • 7900 Pendleton Pike • Dept. P-10A • Indianapolis, Ind.

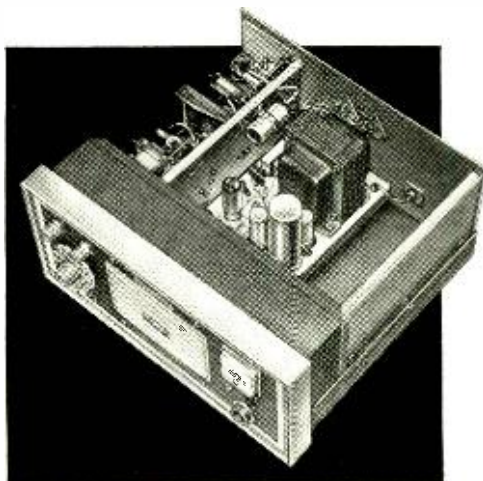

Regency

A 12-MONTH WARRANTY IS YOURS WITH EVERY REGENCY RECEIVER

CIRCLE NO. 41 ON READER SERVICE PAGE

NEW

FROM INTERNATIONAL



MODEL 660 CITIZENS RADIO TRANSCEIVER

The International Model 660 . . . new in styling . . . new in advanced technical features, combines space-age colors and decor with greater operating convenience.

Designed for base and mobile installations, the Model 660 provides instant push-to-talk operation on all 23 channels. Silicon transistors and tubes are combined in a new hybrid circuit for the highest degree of reliability.

A transistor power supply operates from 6/12 or 115 vac power sources.

See the International Model 660 at your dealer today. It comes complete with crystals, dynamic microphone with coil cord.

- Distinctive New Panel Design
- New Hybrid Circuits
- New Zener Speech Limiter
- Frequency Synthesized Crystal Controlled 23 Channel Operation
- Dual Conversion Receiver
- Illuminated Channel Selector Dial
- Ten Tubes
- Five Silicon Transistors
- Two Power Transistors
- Eleven Silicon Diodes

Write Today For The Name Of Your Nearest International Dealer.

FCC Citizens Radio license required. All use must conform with Part 95, FCC Rules and Regulations.



NEW

from the World Leader
in Soldering Technology

Weller® "PENCIL" SOLDERING IRON

- SMALL • LIGHTWEIGHT
- HIGHLY EFFICIENT

Ideal for miniature soldering, this new 25 watt, 115 volt iron weighs only 1¾ ounces. You can hold and maneuver it as easily as a pencil. Gets into tight places. Does the work of irons having much more weight, much higher wattage. Recovers heat rapidly. Maximum tip temperature is 860°F. Complete with tip **\$520** and cord. Model WPS. list

Now at your Electronic Parts Distributor

WELLER ELECTRIC CORP., EASTON, PA.

CIRCLE NO. 51 ON READER SERVICE PAGE



FOREIGN CURRENCY RATES

for 1-year subscriptions
outside the U.S.A.,
its Possessions & Canada.

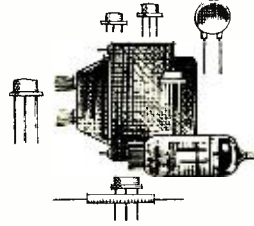
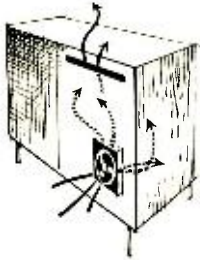
(All prices include postage.)

Australian pounds: 2/5	Italian lire: 3,120
Austrian schillings: 130	Japanese yen: 1,800
Belgian francs: 248	Lebanese pounds: 15
Colombian pesos: 65	Mexican pesos: 62
Danish kroner: 35	New Zealand pounds: 1/16
Dutch guilders: 18	Norwegian kroner: 36
English pounds: 1/16	Pakistan rupees: 24
Finnish new markka: 16	Philippine pesos: 20
French francs: 25	Portuguese escudos: 144
Greek drachmas: 150	South African rands: 3.50
Hong Kong dollars: 28	Spanish pesetas: 312
Indian rupees: 24	Swedish kronor: 25
Irish pounds: 1/16	Swiss francs: 22
Israeli pounds: 14	Venezuelan bolivares: 22
	West German marks: 20

Mail order with remittance to:

POPULAR ELECTRONICS

Portland Place / Boulder, Colo., U.S.A. / 80311



KEEP

IT

COOL

A QUICKLY AND EASILY INSTALLED
WHISPER FAN KIT COOLING YOUR
HI-FI EQUIPMENT...

BREATHES 65 CUBIC FEET OF COOL
AIR PER MINUTE THROUGHOUT THE
ENCLOSURE...

THOSE HEAT GENERATING TRANSIS-
TORS, TUBES AND COMPONENTS
FOR ADDED LIFE...

Whisper Fan
KIT

Measuring only 4¼" square and 1½" deep, it can be set in a corner or mounted on the rear panel in just minutes. The Whisper Fan requires only 7 watts, just pennies a week to operate. Whisper Fan Kit comes complete with mounting hardware, plug and cord for electrical connections and installation instructions. Cost only \$14.85 □ Write for descriptive literature and name of nearest dealer.

the WHISPER FAN beats the heat that wrecks the set. Engineers have found that up to 40% or more life can be added to computer systems when components are properly cooled. And the life of your hi-fi, TV or ham equipment will be shortened unless you provide for the dissipation of the heat generated by transistors, tubes, transformers and other components. In addition, the Whisper Fan improves equipment performance by minimizing component drift due to heat and eliminates hot spots due to eddies.



ROTRON MANUFACTURING
COMPANY, INC.

WOODSTOCK, NEW YORK

West Coast: Rotron / Pacific, Glendale, Calif.
Canada: The Hoover Co., Ltd., Hamilton, Ont.

CIRCLE NO. 54 ON READER SERVICE PAGE

POPULAR ELECTRONICS

PRODUCT SERVICE PAGE

**You can get
additional information promptly
concerning
products advertised or mentioned
editorially
in this issue**

1

Circle the number on the coupon below which corresponds to the key number at the bottom of the advertisement or is incorporated in the editorial mention that interests you.

2

Mail the coupon to the address indicated below.

3

Please use this address only for Product Service requests.

**POPULAR ELECTRONICS
P. O. BOX 8391
PHILADELPHIA, PA. 19101**

Please send me additional information about the products whose code numbers I have circled

1 2 3 4 5 6 7 8 9 10 11 12 13 14 15 16 17 18 19 20 21 22 23 24 25
26 27 28 29 30 31 32 33 34 35 36 37 38 39 40 41 42 43 44 45 46 47 48 49 50
51 52 53 54 55 56 57 58 59 60 61 62 63 64 65 66 67 68 69 70 71 72 73 74 75
76 77 78 79 80 81 82 83 84 85 86 87 88 89 90 91 92 93 94 95 96 97 98 99 100

NAME (Print clearly) _____

ADDRESS _____

CITY _____ STATE _____ ZIP CODE _____

VOID AFTER NOVEMBER 30, 1965

10

You can earn more money if you have an FCC License

FCC Form 758 A

The United States of America

NUMBER
P1-20-7400

FEDERAL COMMUNICATIONS COMMISSION

RADIO TELEPHONE OPERATOR LICENSE

FIRST CLASS
(General Radiotelephone Certificate)

This certifies that **TOMMY WILLIS JUFFY**

IS A LICENSED RADIO OPERATOR, AUTHORIZED, SUBJECT TO ANY SPECIAL ENDORSEMENT PLACED HEREON, TO OPERATE THE CLASSES OF LICENSED RADIO STATIONS FOR WHICH THIS CLASS OF LICENSE IS VALID UNDER THE ORDERS, RULES AND REGULATIONS OF THE FEDERAL COMMUNICATIONS COMMISSION, ANY STATUTE OF THE UNITED STATES AND IN TREATY TO WHICH THE UNITED STATES IS A PARTY.

THIS LICENSE IS GRANTED UNDER THE AUTHORITY OF THE COMMUNICATIONS ACT OF 1934 AS AMENDED AND THE TERMS AND CONDITIONS THEREOF AND OF ALL LEGISLATIVE ACTS, EXECUTIVE ORDERS AND TREATIES TO WHICH THE UNITED STATES IS SIGNATORY, AND ALL ORDERS, RULES AND REGULATIONS OF THE FEDERAL COMMUNICATIONS COMMISSION, WHICH APPLY TO THE CLASS OF RADIO OPERATORS, ARE MADE A PART HEREOF AS THOUGH SPECIFICALLY SET OUT IN FULL HEREIN.

NEITHER THIS LICENSE NOR THE RIGHTS HEREOF SHALL BE ASSIGNED OR OTHERWISE TRANSFERRED TO ANY OTHER PERSON

PLACE AND DATE OF ISSUANCE: **BUFFALO, NEW YORK** **SEPTEMBER 11, 1963**

DATE AND TIME OF EXPIRATION: **SEPTEMBER 11, 1968** AT THREE O'CLOCK A. M., EASTERN STANDARD TIME.

SPECIAL ENDORSEMENT: **SHIP RADAR ENDORSEMENT - SEPTEMBER 11, 1963 - BUFFALO, NEW YORK**

[Signature]
ISSUING OFFICER

Federal Communications Commission

Tommy Willis Juffy (Licensee) *[Signature]* (Issuing Officer) *Ron T. Waples* (Secretary)

NOT VALID UNTIL SIGNED

Employers are paying good money for men holding FCC tickets. Read how to get yours:

When you hold a Commercial License issued by the FCC (Federal Communications Commission) you have written proof that you know and understand basic electronic theory and fundamentals. It's worth plenty . . . particularly to companies on the lookout for qualified electronics technicians. Here's how one of the country's leading office machine manufacturers rates men with FCC Licenses:

"An FCC License is an asset to any man looking to enhance his career in the field of electronics. At our Company, a licensed man is well-rewarded because an FCC License attests to his knowledge of electronics theory . . ."

Thousands of employers will tell you the same thing. Licensed men get the good jobs. They make more money . . . move ahead faster . . . enjoy exciting,

challenging work. What's more, they're needed badly in every field of electronics. Industrial electronics. Radio-TV Broadcasting. Aerospace. Electronics Servicing . . . including mobile and marine radio *plus* CB.

Yes . . . your opportunities are unlimited once you're carrying that FCC Commercial Ticket. AND CLEVELAND INSTITUTE OF ELECTRONICS CAN GET ONE FOR YOU! On the facing page, read how four ambitious men just like you have cashed in on CIE's sure-fire FCC Licensing Program. Read about CIE's exclusive money-back offer. And then send in the postage paid reply card. CIE will quickly send you complete FREE information. You will soon be on *your* way to a Commercial FCC License and the many rewards that go with it!

These CIE men have good jobs (they have Commercial FCC Licenses)



Matt Stuczynski, Senior Transmitter Operator, Radio Station WBOE. "I give Cleveland Institute credit for my First Class Commercial FCC License. Even though I had only 6 weeks of high school algebra, CIE's AUTO-PROGRAMMING teaching method makes electronics theory and fundamentals easy. After completing the CIE course, I took and passed the 1st Class Exam. I now have a good job in studio operation, transmitting, proof of performance, equipment servicing. Believe me, CIE lives up to its promises!"



Ted Barger, Electronic Technician, Smith Electronics Co. "I've been interested in electronics ever since I started operating my own Ham rig (K8ANF). But now I've turned a hobby into a real interesting career. Cleveland Institute of Electronics prepared me for my Commercial FCC License exam . . . and I passed it on the first try. I'm now designing, building and testing all kinds of electronic equipment . . . do a lot of traveling, too. It's a great job . . . and thanks to CIE and my FCC License, I'm on my way up."



Chuck Hawkins, Chief Radio Technician, Division 12, Ohio Dept. of Highways. "Cleveland Institute Training enabled me to pass both the 2nd and 1st Class License Exams on my first attempt . . . even though I'd had no other electronics training. (Many of the others who took the exam with me were trying to pass for the eighth or ninth time!) I'm now in charge of Division Communications and we service 119 mobile units and six base stations. It's an interesting, challenging and extremely rewarding job. And incidentally, I got it through CIE's Job Placement Service . . . a free lifetime service for CIE graduates."



Glenn Horning, Local Equipment Supervisor, Western Reserve Telephone Company (subsidiary of Mid-Continent Telephone Company). "There's no doubt about it. I owe my 2nd Class FCC License to Cleveland Institute. Their FCC License Program really teaches you theory and fundamentals and is particularly strong on transistors, mobile radio, troubleshooting and math. Do I use this knowledge? You bet. We're installing more sophisticated electronic gear all the time and what I learned from CIE sure helps. Our Company has 10 other men enrolled with CIE and take my word for it, it's going to help every one of them just like it helped me."

FCC LICENSE WARRANTY

A CIE FCC License Course will quickly prepare you for a Commercial FCC License. If you don't pass the FCC exam . . . on the first try . . . after completing your course, CIE will refund all your tuition. You get an FCC License . . . or your money back!

Two out three men who took the 1st Class Commercial FCC License exam in 1964, failed.

Nine out of ten CIE-TRAINED men who take this exam, pass . . . the very first try!

And that's why CIE can back their courses with the warranty you see at the left. CIE-trained men know their stuff . . . because CIE AUTO-PROGRAMMED Home Study works!

Get started now. Send postage-paid reply card for free information about a plan that gets you an FCC License *or costs you nothing!*

CIE

Cleveland Institute of Electronics

1776 East 17th Street, Dept PE-33, Cleveland, Ohio 44114

POPULAR SAMS BOOKS

USE THIS HANDY ORDER FORM

JUST PUBLISHED AND TIMELY

- Electric Guitar Amplifier Handbook.** Explains how electric musical amplification systems function; provides all the practical information required for troubleshooting and repair; covers more than 20 instruments; explains typical circuits. Order **GAD-1, only**... **\$2.95**
- ABC's of Lasers & Masers.** New 2nd edition. An easy-to-understand explanation of the operation and applications of the laser, the amazing device which produces light radiation capable of performing astounding feats. Order **LAL-2, only**... **\$1.95**
- ABC's of Microwaves.** A remarkably clear exposition of an important and complex subject. Describes microwave history, formation, transmission, propagation, and reception. Order **AMW-1, only**... **\$1.95**
- Practical Transistor Servicing.** New 2nd edition. Describes fastest, most direct methods for troubleshooting all types of transistorized equipment (including FM and auto radio sets). An extremely practical servicing book. Order **PTC-2, only**... **\$2.95**
-
- Citizens Band Radio Handbook.** New enlarged edition. Covers latest CB equipment and circuits, antenna systems, fixed and mobile installations, maintenance and repairs, FCC rules, etc. Order **CBH-2, only** **\$2.95**
- How To Read Schematic Diagrams.** Not only shows you how to read and interpret diagrams, but analyzes each component, its construction, and its circuit purpose and use. Order **RSD-1, only**... **\$1.50**
- ABC's of Computers.** Explains in simple terms how computers work and what they do. Covers analog and digital types; describes circuitry, memory devices, programming, etc. Order **ABC-1, only**... **\$1.95**
- Second-Class Radiotelephone License Handbook.** Complete study course for elements I, II and III of the FCC exams. Helps you earn the license you need to repair communications equipment, including 2-way mobile radio. Order **QAN-1, only**... **\$3.95**
- Color TV Servicing Made Easy.** Full explanation of color principles, circuitry, setup adjustments, and servicing of all color TV sets. Takes the mystery out of servicing color TV. Order **CSL-1, only**... **\$2.95**
- 101 Ways to Use Your VOM & VTVM.** Shows you how to get the most from these popular instruments, how to make required connections, how to test properly, how to evaluate results. Order **TEM-3, only**... **\$2.00**
- TV Servicing Guide.** Tells you how to apply proper troubleshooting procedures based on analysis of symptoms, illustrated by picture tube photos. Packed with troubleshooting and servicing hints. Order **SGS-1, only**... **\$2.00**
- Tape Recorders—How They Work.** New 2nd edition. Fully explains principles of magnetic recording, various types of recorders, mechanisms and components, testing procedures, etc. Best reference book on the subject. Order **TRW-2, only**... **\$3.95**



FREE Sams Book Catalog

Complete descriptions of more than 300 important books covering every phase of electronics. Send for it today.

— HOWARD W. SAMS & CO., INC. —

Order from any Electronic Parts Distributor, or mail to Howard W. Sams & Co., Inc., Dept. PE-10 4300 W. 62nd St., Indianapolis, Ind. 46206

Send books checked above. \$ _____ enclosed.

Send FREE Sams Book Catalog.

Name _____
PLEASE PRINT

Address _____

City _____ State _____ Zip _____

IN CANADA: A. C. Simmonds & Sons, Ltd., Toronto 7
CIRCLE NO. 42 ON READER SERVICE PAGE

ELECTRONICS LIBRARY

TRANSISTOR IGNITION SYSTEMS

by Marvin Tepper

This is the second paperback on transistorized ignition to appear in the past two years. The first one—written by Brice Ward—was reviewed in our May, 1964, issue. Unfortunately, comparison of the two books is inevitable, and Tepper's contribution comes out on the short end. Although this author's discussion of original equipment ignition systems, engine performance, and transistor theory is more thorough, sound, and better written, the section of the book dealing with transistor ignition systems is far too limited. Tepper has ignored many of the systems that have been developed and has depended heavily on magazine articles (mostly from **ELECTRONICS WORLD**, when he should also have read **POPULAR ELECTRONICS**), press releases, and the advice of a single manufacturer.

Published by John F. Rider, Publisher, Inc., 850 Third Ave., New York 22, N.Y. 128 pages. \$2.95.

THE RADIO AMATEUR'S V.H.F. MANUAL

by Edward P. Tilton

A textbook both for the beginner and the experienced ham, this manual of amateur radio communication on the frequencies above 50 megacycles includes a history of amateur radio followed by chapters on propagation, receivers, converters, transmitters, antenna and feed systems, test equipment, etc. Constructional information on up-to-date gear for the VHF/UHF operator is provided.

Published by the American Radio Relay League, Inc., Newington 11, Conn. 360 pages. Soft cover. \$2.00 in U.S.; \$2.25 elsewhere.

FREE LITERATURE

You'll find the latest in electronics and high fidelity in the 1966 Lafayette catalog. Equipment of all major manufacturers is represented, plus Lafayette's own components. Consisting of 512 pages, Catalog No. 660 is available from Lafayette Radio Electronics Corp., P. O. Box 10, Dept. PR, Syoset, L.I., N.Y. 11791.

ANNOUNCING THE 1966 MODEL PACER II



Five new features and fine new performance
for the same old \$99.95

Our original Pacer is a fine CB transceiver.

But our new Pacer II is even finer!

Pacer II not only gives you all the features that made our original Pacer such a bargain (23-channel tunable superhet receiver, positive squelch control, quick-change external crystal socket), it now offers new, smaller case, plus a built-in, solid-state, 12-volt power supply, plus 11 (not just eight) crystal-controlled channels, plus an ANL switch and a big, easier-to-read "S" meter.

Best of all, you get all of these goodies at the same old low price.

You'd think that for \$99.95, this is all that you'd get. Guess again.

When you buy Pacer II, you also get a set that has been environmental tested *before* you buy. And a set that features both American parts *and* workmanship.

Better look into a new 1966 model Pacer II today. Complete with channel 11 crystal, PTT mike, mobile mounting bracket, carrying handle, AC and 12V DC power supply cords \$99.95

ALSO NEW MUSTANG II



Get on the air for just \$79.95 and get these new Mustang II features: eight crystal-controlled (not just six) channels, quick-change external crystal socket, "S" meter, spotting switch, 23-channel tunable receiver, plus PTT mike, positive squelch control.

Complete with channel 11 crystal \$79.95



METROTEK ELECTRONICS, INC.
a subsidiary of Regency Electronics, Inc.
7900 Pendelton Pike • Dept. P-10 • Indianapolis, Indiana
CIRCLE NO. 55 ON READER SERVICE PAGE



NEW PRODUCTS

Additional information on products covered in this section is available from the manufacturers. Each new product is identified by a code number. To obtain further details on any of them, simply fill in and mail the coupon on page 15.

D.C. PORTABLE LABORATORY STANDARDS


Triplett Electrical Instrument Co. has announced a new line of d.c. portable laboratory standards, known as Model 825. Three multi-range units are available: a voltmeter, a milli-amp/ammeter, and a micro/milliammeter. They all feature the Triplett "BAR-RING" suspension movement (no pivots, no bearings, no hairsprings, and thus no rolling friction). Other features are a long 6.84" mirror scale, a knife-edge pointer, and a fully open meter front with top and side natural lighting for easy and accurate reading. Accuracy is $\pm \frac{1}{2}$ of 1%.



Circle No. 75 on Reader Service Page 15

VERSATILE NICKEL-CADMIUM BATTERY


Would you be interested in a battery that weighs only two pounds, can be disassembled and its individual cells used separately, that recharges in only an hour, won't wear out, and operates just as well at freezing temperatures as at room temperature? Available from Edmund Scientific Co., the basic 7.2-volt battery consists of six 1.2-volt nickel-cadmium cells hooked up in series and housed in a stainless steel, strap-type casing. Stud-type terminals, with polarity clearly identified, are located on the top of each cell. Single-cell and multiple-cell hookups can provide a wide variety of voltages. Recharging is done via a 12-volt transformer and a charger circuit board, rectifier and automatic transistorized regulator which come as a kit.



Circle No. 76 on Reader Service Page 15

SOLID-STATE STEREO MUSIC SYSTEM

Lafayette's "Pro 50" is a matched component stereo phono system for shelf or table top mounting. It consists of a 20-watt solid-state amplifier plus a deluxe Garrard 4-speed automatic record changer and a pair of matched



high-performance speakers—all packaged in walnut cabinets with an oiled walnut finish. The amplifier features four controls—loudness, balance, bass and treble—plus FM tuner input jacks and selector switch, and two external speaker jacks. The matched speaker enclosures each contain an 8" woofer with 9-oz. ceramic magnet and a 3½" tweeter.

Circle No. 77 on Reader Service Page 15

CHUCK ADAPTER FOR SPIRAL RATCHET DRIVERS

A chuck adapter has been developed by Xcelite Incorporated to permit the use of its Series "99" interchangeable, single-end blades with Stanley, Greenlea, Millers Falls, and similar spiral ratchet drivers. Since the Series "99" blades are available with a wide range of hex socket ends and a variety of screwdriver and other tips, the adapter greatly extends the usefulness of spiral drivers. It comes in three shank-diameter sizes.

Circle No. 78 on Reader Service Page 15

MOBILE ENCODER/DECODER


Easily mounted under the dash near the two-way radio control head, Reach Electronics' 1PT1 provides selective calling of vehicle operators plus single-tone encoding from the mobile transmitter. The decoder circuitry can be used to shut out all unwanted calls from other two-way radio users on the frequency, allowing only calls from one's own system to be heard. When an encoded call comes in, the 1PT1 alerts the vehicle operator by turning on the speaker or by honking the horn. At the same time, a light on the 1PT1 panel turns on, and stays on, to show that the vehicle has been called.



Circle No. 79 on Reader Service Page 15

THE "LIVING CARTRIDGE"

Dubbed the "Living Cartridge" because of its extreme frequency response, the Empire 888P can reproduce a note as low as 8.15 cy-



If Fisher amplifiers are so special, how come anybody can build one?



Because Fisher's method of kit construction is rather special, too. With the exclusive Fisher StrataKit method, anybody, including your wife, can build an authentic Fisher stereo component that will be fully equal in performance and reliability to its laboratory-wired prototype.

No experience is necessary. Assembly takes place by simple, *errorproof* stages (Strata). Each stage corresponds to a *separate* fold-out page in the uniquely detailed instruction manual. Each stage is built from a *separate* packet of parts (StrataPack). Major parts come already mounted on the extra-heavy-gauge steel chassis. Wires are *precut* for every stage—which means every

page. All work can be checked stage-by-stage and page-by-page, before proceeding to the next page.

The end result is one of the world's finest high-fidelity instruments. Like this Fisher KX-200 stereo control-amplifier. Its 80 watts (IHF) stereo power amplifier section will drive the least efficient speakers at extremely low distortion. Its preamplifier section provides a virtually unlimited range of input and control facilities. It even incorporates features like a laboratory-type d'Arsonval bias/balance meter and a power-derived third-speaker output with separate volume control.

If bought already assembled,

an amplifier like this is easily worth \$250. But it is all yours in the Fisher KX-200 StrataKit for \$169.50*. And that price is rather special, too. *WALNUT CABINET, \$24.95

FREE! \$1.50 VALUE! Send for The New Kit Builder's Manual, an illustrated guide to high fidelity kit construction, complete with detailed specifications of all Fisher StrataKits.

Fisher Radio Corporation
21-40 44th Drive
Long Island City, N. Y. 11101

Name _____

Address _____

City _____ State _____

1010

OVERSEAS RESIDENTS PLEASE WRITE TO FISHER RADIO INTERNATIONAL, INC., LONG ISLAND CITY, N. Y. 11101.
CANADIAN RESIDENTS WRITE TO TRI-TEL ASSOCIATES, LTD., 55 BRISBANE ROAD, DOWNSVIEW, ONTARIO.

The Fisher KX-200


PRODUCTS (Continued from page 22)

cles or as high as 40,000 cycles. A sharp-attack square wave with virtually straight rising time, very slight overshoot, and near perfect clamping (less than 1 cycle of ringing) testifies to its low distortion even while tracking at ½ gram. Signal-to-noise ratio is 80 db, compliance 15 x 10⁻⁶ cm/dyne. The 888P provides more than 30 db stereo separation over a frequency spectrum of 10 octaves.

Circle No. 80 on Reader Service Page 15

COMPACT SPEAKER SYSTEM KIT

Want to put together your own compact high-compliance, acoustic-suspension speaker system? *Sonotone's* new Sonomaster Model RM-1K kit is supplied with the same quality parts used to produce its RM-1



factory-made system. The kit contains a linear high-compliance woofer and a high-frequency tweeter, crossover, coil, capacitor, high-frequency level control, wires, screws, etc. Measuring 14½" x 10½" x 7¼", the cabinet is made

of unfinished birch veneer, ready for any finish or color you wish. A 16-page construction booklet illustrates all parts and includes exploded diagrams for easy-to-follow assembly. The RM-1K will handle 40 watts of average program material (80 watts peak) and its response is 45 to 20,000 cycles.

Circle No. 81 on Reader Service Page 15

FIVE-BAND ANTENNA SYSTEM

The *Delta Electronics* Type VDX-5 antenna system consists of a desk-top control unit, a coupling unit, and a 100' control cable. It's designed to match and deliver maximum power (1000 watts on CW or AM, 2000 watts PEP on SSB) into a 35' vertical radiator. The coupling unit consists of five separate matching networks, each designed for optimum performance on one of the five amateur bands between 3.5 and 29.7 mc. The appropriate network is remotely selected by a switch on the control unit.

Circle No. 82 on Reader Service Page 15

"LARYNX MIKE"


A microphone that you can wear under your shirt collar instead of in your shirt pocket—the "Larynx Mike AC-77"—has been introduced by *Telephone Dynamics Corp.* An electromagnetic contact microphone, it is

energized directly through the vibrations of the vocal cords. It is said to shut out all outside interference, resulting in extreme clarity of reproduction. The AC-77 is available with 50 to 5000 ohms impedance, and comes equipped with a lightweight plug-in cord. It has a frequency response of 200 to 3000 cycles.

Circle No. 83 on Reader Service Page 15

NEW "MIGHTY MITE" TUBE CHECKER

Many more tubes can be checked with *Score's* new model of its "Mighty Mite" portable tube checker. Designated the "Mighty Mite IV," it has a plastic holder in the cover to hold open the pages of the set-up booklet—which now lists over 3000 tubes—for faster testing. Also, a specially designed hinge has been used on the cover so that the cover can be left on the tester or removed and held in the easy-grip steel handle. And a new socket has been provided to test the Amperex and Mullard 10-pin tubes used in many of the 1965 color receivers.



Circle No. 84 on Reader Service Page 15

HI-FI TAPE DECKS

Rheem Califone has introduced five new tape decks for professional, studio, or home use.



Prices range from \$69.95 to \$599.95. Model 3170, shown in the photo, records and plays back stereo or mono programs, has three heads, three motors, and is fully automatic. It features sound-over-sound, sound-on-sound, remote control, and horizontal or vertical operation. The Model 3170 plays in both directions, and automatically shuts off after playing a complete tape.

Circle No. 85 on Reader Service Page 15

"MULTI-CUBE" AUDIO FURNITURE

From one to eight handsome "Multi-Cube" storage units can be used in innumerable floor-standing, stacked, and wall-hung combinations. Announced by *Toujay Designs, Inc.*, the basic unit is 24" wide by 15" high by 24" deep, with unrestricted air circulation on all sides. "Multi-Cubes" are available in walnut, teak, and rosewood, with fittings for speakers, turntable, electronic equipment, tape recorder, and record storage. The speaker units have optional rotating bases.

Circle No. 86 on Reader Service Page 15

CIRCLE NO. 39 ON READER SERVICE PAGE →

New from RCA!

ALL SOLID-STATE CB 2-WAY RADIO WITH ALL SILICON TRANSISTORS



New RCA Mark 10 Transistorized CB Radio

only \$189⁹⁵*

Here's the latest, and the finest, in a long line of exceptional 2-way radios from RCA. The new all transistor RCA MARK 10 with the operating features you have been asking for...engineered to provide the most dependable communications possible. Check this partial list of RCA MARK 10 advantages:

- All silicon transistors assure dependable communications at temperatures ranging from -23° to $+130^{\circ}$ F.
- 12 crystal-controlled transmit and receive channels with illuminated channel selector
- Combination "S" meter and relative RF output meter
- Operates from 12-volts DC power source (positive or negative ground)
- 3-watt public address system with volume level fully controllable by receiver volume control
- Provision for tunable receive, AC operation, and external speaker (optional)
- Crystal-controlled double conversion, superheterodyne receiver provides frequency accuracies greater than 0.004%

- Separate AGC amplifier eliminates blasting and overloading, minimizes fading
- Six-stage IF bandpass filter for maximum selectivity without ringing
- Low distortion, series type noise limiter with automatic threshold adjustment
- Receiver power regulated for maximum stability
- Acoustically designed cabinet with audio characteristics shaped for maximum intelligibility
- External speaker jack (de-activates internal speaker)
- Compact, lightweight. Only $3\frac{3}{8}$ " high, $5\frac{3}{4}$ " deep, $8\frac{1}{2}$ " wide, weighs less than $4\frac{1}{2}$ pounds

See it at your Authorized RCA Citizens' Band Radio Distributor. To find him, look for stores displaying this symbol. It's your assurance of top-quality RCA CB equipment.

*Optional distributor resale price



RCA ELECTRONIC COMPONENTS AND DEVICES, HARRISON, N. J.



The Most Trusted Name in Electronics

PARTS
METHODS
IDEAS
GADGETS
DEVICES

TIPS & TECHNIQUES

SMALL RADIO DOUBLES AS BFO

A small AM broadcast band tube or transistor radio can be placed near a short-wave receiver and made to serve as a BFO, enabling you to receive CW transmissions. Loosely couple the two radios, either by wrapping several turns of wire around the small radio to form a loop and connecting the wire to the antenna terminals of the short-wave receiver, or by placing the small radio on top of the short-wave set. In the latter case, you may have to hunt for a "sensitive" spot on the receiver at which to locate the small radio. Tune in the CW station on the receiver and slowly tune the small radio until the desired tone is obtained. If the BFO signal is too strong and overloads the short-wave receiver, loosen the coupling by reducing the number of turns of wire around the small radio, or increase the distance between the sets. Coupling can also

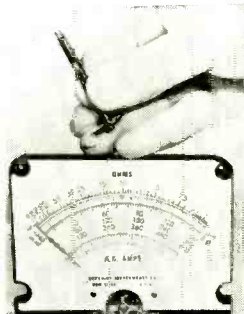
be varied by rotating the small radio on top of the receiver, or within the loop.

—Robert Wilson

FILM SPOOL MAKES SAFE METER ADJUSTMENT TOOL

When it is necessary to straighten indicating meter pointers or to make slight adjustments of meter springs, a delicate tool and a delicate touch are required to avoid damage to moving parts. An empty camera film spool, with one flange removed and the tips which held the flange filed down, will do the job; the slot in the spool shaft fits over the meter pointer. A second spool can be used to hold the pointer near the coil or at any other suitable location.

—H. Leeper



ISOLATED LINE VOLTAGE FROM FILAMENT TRANSFORMERS

Experimenters are well aware of the dangers of a hot chassis, such as the a.c./d.c. radios
(Continued on page 28)


Guts.

It took guts to even think of making a low-cost speaker line to University's high quality standards. But we did it! Here's the MUSTANG—an All-American high fidelity speaker, so good it carries the same 5-year warranty that backs all University products! There's a full line of MUSTANGS—prices starting at a low, low \$19.50. Listen to the MUSTANG at your dealer. You'll know why everyone says "University Sounds Better." Get the full MUSTANG story and new Guide to Stereo. Write Dept. K54



P.O. Box 1056, Oklahoma City, Oklahoma.

- Rugged one-piece die-cast basket
- Massive ring magnets
- 2" long-throw voice coil
- Electroplated metal parts to prevent distortion and assure long life
- Shallow depth styling
- Unique 2-step suspension



MUSTANG
A GREAT NEW BREED
BY UNIVERSITY

Mustang M-12T 12" Three-Way with Spharicon Super Tweeter—The whole speaker only \$32.00

CIRCLE NO. 57 ON READER SERVICE PAGE

Some plain talk from Kodak about tape:

Noisemanship...modulation noise... and how to get extra dbs. of silence

Starting at the beginning

Kodak tape is mighty quiet when it leaves the factory. Because of special milling techniques and our now-famous "R-type" binder, the gamma ferric oxide particles are more uniform in size and shape and more uniformly dispersed than was ever before possible. Result: a superior degree of magnetic randomness, and thus, built-in quietness. To make sure that the roll of Kodak tape you purchase is as "quiet" as possible, we also bulk erase each roll. By "randomizing" the particles' polarity in *all* dimensions, foreign signals picked up during manufacture are eliminated.

This fairly pristine state doesn't last long. Once the tape has been subjected to the erase field and record bias from your recorder, a certain degree of randomness is lost. So-called zero-signal noise results because a recorder's erase system is not as efficient as a bulk eraser. Whereas bulk erasers cause 3-dimensional decay of the remnant signal, an erase head causes decay in one dimension only—along the length of the tape. This explains why zero-signal noise is always higher than bulk-erase noise.

Blue plate special—noisewise

Noise in the presence of a recorded signal—modulation noise—is the real meat and potatoes of tape performance. Testing for modulation noise is a bit tricky, however, because ac program and noise get mixed up in the amplifier. And if we are to determine the amount of noise in a system,

it's imperative that we distinguish between one and the other. One way to do this is to use what our scientists refer to as a dc equivalent in r.m.s. milliamps of an ac signal.

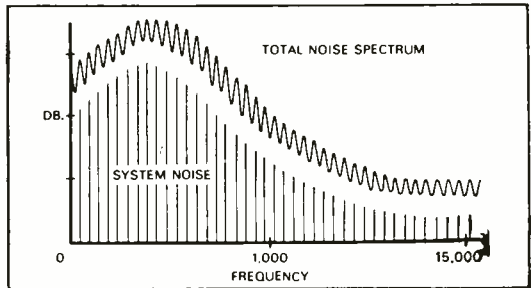
Simply explained, we select the ac signal level that represents the practical limit for linear recording—2% third harmonic distortion. Then we apply a dc signal to the record head and increase the record current until it reaches the

same level as that of the above ac signal. On the tape we have recorded a "zero frequency" program plus the modulation noise contributed by both equipment and tape. Since the reproduce amplifier filters out dc signals, only the modulation noise comes through, and this can be measured by an output meter.

Strike up the band pass

Final proof-of-the-pudding is to examine the total noise spectrum through band pass filters. Fun! One could, for example, measure the noise that comes through a 1-cycle band pass filter—even get a signal-to-noise ratio of about 115 db. But this really tells nothing about the tape's practical performance. For as the graph shows, there is much more noise in the lower frequencies than in the higher. For more meaningful evaluation, we specify two signal-to-noise ratios...one for the

average low frequencies (20-1000 cycles at 15 ips) and one for the high frequencies (1000-15,000 cycles at 15 ips). We are happy to report that Type 31A (Kodak's general-purpose/low-print tape) rates as much as 6.5 dbs better in the low frequencies and 1.5 dbs



better in the high frequencies. At Kodak, "shhh" is the word.

KODAK Sound Recording Tapes are available at most electronic, camera and department stores.

New, 24-page, comprehensive "Plain Talk" booklet covers all the important aspects of tape performance, and is free on request. Write: Department 8, Eastman Kodak Company, Rochester, N.Y. 14650.



©Eastman Kodak Co. MCMLXI


EASTMAN KODAK COMPANY, Rochester, N. Y.

CIRCLE NO. 13 ON READER SERVICE PAGE

THIS IS IT . . . The world's most

POWERFUL

Citizens Band Antenna



Hy-Gain's new DUO-BEAM 10

MODEL 1110 DB

- Multiplies Effective Radiated Power to 120 Watts*
- Beams Your Power In Any Direction

Now, for the CBER seeking the ultimate in performance and range over the entire 360° surrounding his station . . . Hy-Gain's new, rotatable Duo-Beam 10. This phenomenal new twin-driven antenna multiplies the Effective Radiated Power of any efficient 5-watt transceiver to 120 watts . . . provides heretofore unheard of performance and range. Two driven elements, two director elements and six reflector elements combine to vastly extend the length of the radiation pattern while substantially reducing the width thus producing unparalleled directivity and over-all gain on both transmit and receive. Exclusive Hy-Gain Beta Match insures maximum transfer of energy from 52 ohm coaxial feedline.

Mechanical rotation, using a heavy duty rotator, assures delivery of maximum Effective Radiated Power in any direction surrounding your station—no "dead spots"—no contacts, relays or switches to corrode or fail. Constructed of heavy gauge aluminum with multi-color iridite treated hardware, the Duo-Beam 10 is designed for mounting on a heavy duty tower . . . will withstand winds of 100 mph when properly guyed. Antenna is complete with coaxial phasing lines pre-assembled for easy installation.

For the ultimate in performance and range . . . for 360° pinpoint accuracy of the biggest signal available, get a new Hy-Gain Duo-Beam 10—Model 1110DB . . . **\$99.95** Net

Available now from your Hy-Gain Distributor

HY-GAIN ELECTRONICS CORP.
8502 N.E. Highway 6 — Lincoln, Nebraska

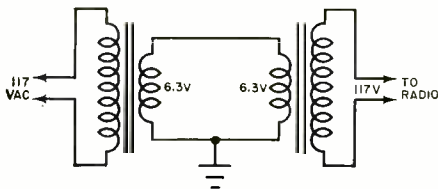
*Using any efficient 5-watt transceiver.

CIRCLE NO. 19 ON READER SERVICE PAGE

TIPS

(Continued from page 26)

and the transformerless TV sets. Besides shock hazard, test equipment can be damaged when you're working on a hot chassis that isn't isolated. Two 6.3-volt transformers can be connected back-to-back to do the work of a 1 to 1 isolation-type transformer, as shown in the diagram. A certain amount of noise




filtering is also realized from this type of hookup. But don't drive any equipment which requires more wattage than the lowest watt-rated winding. The transformer case and one side of the low-voltage windings can be grounded; however, the hookup will work satisfactorily without the ground connection.

—Robert B. Kuehn

USE FERRITE CORE RODS TO BOLSTER INDUCTANCE

Say you've just wound a coil, soldered it into a circuit, and find you need more inductance. What do you do? Just insert a short length of ferrite core into the coil form. Then adjust it for the correct inductance and cement it in place. The same technique can be used if you need a few extra turns of wire on a



ferrite core. Simply tape or cement a short length of ferrite core to the coil end as shown; this will have the same effect as adding more turns to the coil.

—Art Trauffer

LARGE METAL BLOCK PREVENTS SOLDERING IRON PITTING

To prevent your soldering iron from pitting when it is turned on but is not in actual use, drill a hole in the side of a 5-lb. block of plumber's caulking lead to make a loose fit for the tip of the iron. Besides being a convenient holder for your iron, it keeps the tip of any small to medium iron well below the temperature point where pitting is troublesome. When the iron is removed from the holder, the temperature of the tip rises rapidly to maximum and the iron is soon ready for use. For heavy-duty irons, use a larger block of metal other than lead and cut slots along its edges to provide for better cooling.

—James E. Pugh, Jr.

Be super-critical.

Whether you're looking for the fun and economy of building quality kits or you want ready-to-use factory-wired equipment — before you buy, examine carefully. Compare

EICO with anybody else — feature for feature, chassis for chassis, part for part. The more critical you are, the more you'll see for yourself that your best buy is EICO.



Over 3,000,000 EICO instruments now in use! Preferred by engineers, scientists, technicians and students. EICO equipment is available nation-wide through 2500 EICO dealers.



New Model 779 — Sentinel 23 CB Transceiver. 23-channel frequency synthesizer Provides crystal-controlled transmit and receive on all 23 channels. No additional crystals to buy ever! Features include dual conversion, illuminated S/R meter, adjustable squelch and noise limiter, TVI filter, 117VAC and 12VDC transistorized dual power supply. Also serves as 3.5 watt P.A. system. **\$169.95 wired.**



New Model 712 — Sentinel 12 Dual Conversion 5-watt CB Transceiver. Permits 12-channel crystal-controlled transmit and receive, plus 23-channel tunable receive. Incorporates adjustable squelch & noise limiter, & switches for 3.5 watt P.A. use, spotting, & Part 15 operation. Transistorized 12VDC & 117VAC dual power supply. **\$99.95 wired only.**



New Model 753 — The one and only SSB/AM/CW Tri-Band Transceiver Kit. 200 watts PEP on 80, 40 and 20 meters. Receiver offset tuning, built-in VOX, high level dynamic ALC. Unequaled performance, features and appearance. Sentionally priced at **\$179.95 kit, \$299.95 wired.**



New Model 440 Scope. Lowest-priced quality oscilloscope available. Excellent for electronics teaching and home workshop. Flat 20-500kc. 3" flat-face new CRT. Compact, light, rugged. **\$49.95 kit, \$69.95 wired.**



Model 232 Peak-to-Peak VTVM. A must for color or B & W TV and industrial use. 7 non-skip ranges on all 4 functions. With Uni-Probe. **\$29.95 kit, \$49.95 wired.**



Model 324 RF Signal Generator. 150kc to 435mc range. For IF-RF alignment and signal tracing of TV, FM, AM, CB and mobile. Built-in and ext. modulation. **\$28.95 kit, \$39.95 wired.**



Model 667 Tube/Transistor Tester. Dynamic conductance tube tester. 14 combinations of 3 plate and 3 screen voltages and 3 ranges of grid voltage. Interelement leakage readings in ohms. Checks all new tube types. Two step transistor test. **\$79.95 kit, \$129.95 wired.**

Model 628 Emission Tube Tester. Checks all new tube types. **\$44.95 kit, \$59.95 wired.**



Model 460 5" Oscilloscope. DC wideband 0-4.5mc for color and B & W TV service and lab use. Push-pull DC vertical amp., bal. or unbal. input. Automatic sync limiter and amp. **\$89.95 kit, \$129.50 wired.**



Model 1064 DC Power Supply. For bench testing auto radios, CB, mobile and tone equipment. Voltmeter and ammeter. Low ripple for transistor equipment. 0-8V/0-16V outputs. **\$45.95 kit, \$54.95 wired.**



New Model 3566 — All Solid-State Automatic FM MPX Stereo Tuner/Amplifier. No tubes, not even resistors. Delivers 112 watts IHF total to 4 ohms, 75 watts to 8 ohms. Completely pre-wired and pre-aligned RF, IF and MPX circuitry, plus plug-in transistor sockets. **\$219.95 kit, \$325.00 wired with cabinet.**



Model ST70 70-Watt Integrated Stereo Amplifier. Best buy of highest ranked stereo amplifiers according to independent testing. **\$99.95 kit, \$149.95 wired. \$T40 40-Watt Integrated Stereo Amplifier, \$79.95 kit, \$129.95 wired. \$T97 Matching FM MPX Stereo Tuner, \$89.95 kit, \$139.95 wired.**

EICO Electronic Instrument Co., Inc. PE-10
131-01 39th Ave., Flushing, N. Y. 11352

Send for **FREE** catalog describing the full EICO line of 200 best buys and name of nearest dealer.

I'm interested in:

- test equipment
- hi-fi
- ham radio
- CB

Name _____

Address _____

City _____

State _____

Zip _____

1945-1965: TWENTY YEARS OF LEADERSHIP IN CREATIVE ELECTRONICS
CIRCLE NO. 56 ON READER SERVICE PAGE

- TINY
- TUNNEL DIODE
- TERRIFIC!



New Jerrold

tele-mate™

cordless UHF converter

\$19.95 LIST

Jerrold, originator of the famous Powermate antenna amplifier, now brings you the most compact, efficient, and high-style of UHF converters—*Tele-Mate!*

All-solid-state with maintenance-free tunnel-diode design, the new *Tele-Mate* has a low noise figure and needs no warm-up. Works on unused Channel 5 or 6 of any VHF receiver to bring in all UHF channels in the area. At only \$19.95, *Tele-Mate* is by far the best value in the UHF converter field.

See your TV serviceman for the Jerrold *Tele-Mate* or write for name of nearest dealer.

JERROLD

JERROLD ELECTRONICS CORPORATION
Distributor Sales Division
15th & Lehigh Ave., Philadelphia, Pa. 19132

The nation's leading manufacturer
of television reception products



OPERATION ASSIST

Through this column we try to make it possible for readers needing information on outdated, obscure, and unusual radio-electronics gear to get help from other P.E. readers. Here's how it works: Check the list below. If you can help anyone with a schematic or other information, write him directly—he'll appreciate it. If you need help, send a postcard to Operation Assist, POPULAR ELECTRONICS, One Park Avenue, New York, N.Y. 10016. Give maker's name, model number, year of manufacture, bands covered, tubes used, etc. State specifically what you want, i.e., schematic, source for parts, etc. Be sure to print or type everything legibly, including your name and address. Because we get so many inquiries, none of them can be acknowledged. POPULAR ELECTRONICS reserves the right to publish only those items not available from normal sources.

SCHEMATIC DIAGRAMS

Coronado Model 43-8312 receiver. Tunes BC. Has 6 tubes. (Frank E. Prussa, Atkinson, Nebr. 68713)

Clarion receiver, circa 1930. Tunes 550-1700 kc., 5.0-19.0 mc., and 1.7-5.2 mc. Has 7 tubes and 6G5 tuning eye. (W. R. Sphar, 1200 Atlantic Ave., Monaca, Pa. 15061)

EICO Model 450 oscilloscope, made for Signal Corps, circa 1940. (Joseph G. Koppel, 35-60 74 St., Jackson Heights, N.Y. 11372)

BC-669C surplus transmitter. (J. E. Ballenger, Duke Power Co., Cliffside, N.C.)

Radiomarine Corp. of America Model AR-8506-B receiver. Tunes 85-550 kc. and 1.9-25 mc. (Bill Young, Box 163, Yarnell, Ariz.)

Rauland Model 42 amplifier, ser. 25082. Has 6 tubes. (J. D. Calhoun, 14112 Colesville Rd., Silver Spring, Md. 20904)

Hickok Model 19XD signal generator. Tunes 90 kc.-144 mc. (B. J. White, 29-8 Garden Circle, Waltham, Mass. 02154)

RCA Model 86T2 receiver, circa 1935. Tunes 550 kc.-22 mc. Has 6 tubes. (Robert Ward, 3406 Avent Ferry Rd., Raleigh, N.C.)

American-Bosch Model 515 receiver, ser. 546117. Tunes 540-3300 kc. Has 5 tubes. (Ray Vander Bok, 1634 Philadelphia, Grand Rapids, Mich.)

Dumont Model 274A C-R oscillograph, ser. 447. (Henry S. Tannenbaum, 26 Cranberry Lane, Plainview, N.Y. 11803)

RCA Model TMV-132-A universal a.c. bridge, ser. 1201. (Fred Pfister, 2808 Cortelyou Pl., Cincinnati 13, Ohio)

"Rayscope" Model 27-T metal detector (R. E. Ogren, 825 Evergreen, Burbank, Calif.)

Freed-Eisemann Model 30 receiver, type CH-100, ser. 9537. Tunes AM and FM. (Richard B. Price, 102 Bennington Court, Richmond, Ky. 40475)

Sylvania Model 131 oscilloscope, circa 1950. (Lindsay M. Neely, 1968 Howell Mill Rd., N.W., Atlanta, Ga. 30318)

Zenith Model 5808 receiver, circa 1940. Tunes BC and s.w. Has 8 tubes plus magic eye. (Richard Buchhop, 2112 Rivard Rd., Toledo, Ohio 43615)

Browning Laboratories Model OL-15B oscillosynchroscope. (Lance Lee, 605 12 Ave. N.E., Aberdeen, S.D. 57401)

(Continued on page 32)

CIRCLE NO. 21 ON READER SERVICE PAGE

*short, short story
about a great new mobile cb antenna:*

Capacity-matched
to car body for
excellent, low
VSWR.

Fine-tuning
adjustment

brand new loading
techniques for
more effective
center loading

rugged, professional-
type 2½" stainless
steel shock spring



the
beauty of
this baby
is its
18" length!

At last—a high-performance mobile CB antenna you can mount on your roof where it belongs, without making your car look like a space satellite!



M-130
"Mighty Mite"
¾" snap-in mount—
no soldering

M-131
"Maggie Mite"
Gutter clip mount—
hang it anywhere

M-130
"Mighty Mite"
18" Mobile CB antenna

the antenna specialists co.

12435 Euclid Ave., Cleveland, Ohio 44106

A division of A/S Industries, Inc.

Export Div.:
64-14 Woodside Ave.,
Woodside 77, N.Y.



CIRCLE NO. 4 ON READER SERVICE PAGE

ASSIST

(Continued from page 30)

Philco Model 52-542-122 receiver, circa 1952. Has 5 tubes. (Joseph Rotello, Jr., 1341 S. Edlin Ave., Tucson, Arizona 85711)

Fada Model 637 receiver, chassis 594A, circa 1946. Has 6 tubes. **Automatic** Model R54 car receiver, ser. Y372090, circa 1959. (Paul H. Espersen, 29 Croft Lane, Smithtown, N. Y. 11787)

Superior Instruments Model 670-A vacuum-tube voltmeter. (William Houck, 45-41 40th St., Long Island City, New York, N. Y. 11104)

Airline Model 14WG-739A receiver, chassis 7A61-726S37, circa 1941. Tunes AM and s.w. Has 7 tubes. (Michael Strong, 1343 Morningside Dr., Charleston, W. Va. 25314)

Federal Telephone and Radio Model TS-XA-49 oscilloscope and PP-XA-21 power pack, ser. 4. (Arnold Cohen, 1324 Ryland Ave., Cincinnati, Ohio 45237)

SPECIAL DATA OR PARTS

Telvar/Audar Model T60-2 transmitter, circa 1948. Oscillator and final r.f. coils and all available data wanted. (William H. Cook, 515 S. Hidalgo, Alhambra, Calif. 91801)

GE Model H-637 receiver. Ballast tube needed. (Ross Webb, R.#2, Box 63, Fancy Gap, Va.)

Westinghouse Model 541A receiver; tunes BC and s.w. (6-18 mc.) on 2 bands; has 5 tubes. Battery hookup data and schematic needed. (Robin Good, R.R.#1, Lakefield, P.Q., Canada)

Zenith "Trans-Oceanic" receiver, circa 1940; tunes BC and s.w.; has 8 tubes. Tube source and schematic needed. (Stanley Jones, Box 488, Hollandale, Miss. 38748)

Tinker and Razor Model 8-5 oscilloscope. Schematic and other data needed. (Harold G. Coxon, 82 Withrow Ave., Ottawa 5, Ontario, Canada)

Hickok Model 155 signal tracer. Operating instructions needed. (Vincent M. Cinanni, 64 Harmony Lane, Rochester, N. Y. 14622)

Fada Model 480A neotrodyne receiver, circa 1926. Escutcheon and other parts needed. (Frank Pagano, 1835 W. 7th St., Brooklyn, N. Y. 11223)

Howard Radio Model 437-A receiver, ser. A-437983, circa 1947; has 9 tubes; tunes .55 mc. to 44 mc. on 4 bands. Schematic, parts source, and alignment data needed. (Frank Frazier, Box 224, Carrizo Springs, Texas 78834)

Espey Mfg. 1-122-B signal generator, ser. 219; tunes 15 to 25 mc., and 95 to 135 mc. Schematic and technical data needed. (R. C. Poirier, 12 rue Lagille, Paris 18e, France)

BC-654 receiver. Schematic, operating manual, and terminal strip layout needed. (Tom Adams, 6612 Aberdeen St., Chicago, Ill.)

Western Auto Truetone D-723 receiver, circa 1940; tunes 550 kc. to 16 mc. on 3 bands. Schematic diagram and parts data needed. (David Branch, 2432 Regentview Dr. N.E., Canton, Ohio 44705)

Zenith Model 4-T-26 receiver, circa 1935. Schematic or instruction manual and 617G tube needed. (Ray Carfio, 7855 S.W. 17 St., Miami 55, Fla.)

Silvertone Model 4763 receiver. 6B6G tube needed. (Gregory Ickes, Box 23, Fairview, Pa. 16415)

CBS 27" television set. Transformer 1027 needed. (William Brown, 41 Laurelton Ave., Jackson, N. J. 08527)

Silvertone Model 8074 tape recorder, ser. 528-58022, chassis 528-59051. Servicing manual and parts list needed. (E. M. McDaniel, 202 Odessa Ave., Gwinhurst, Wilmington, Del. 19809)

Belmont Radio Model 04BR-907A receiver, circa 1940; tunes BC and s.w. on 4 bands. Tuning dial scale, pointer, and two plastic push-buttons needed. (Garnet W. Frank, Route 1, Potsdam, N. Y. 13676)

Sanyo Electric Model 8SP14 receiver; has 8 transistors. Schematic and tuning meter needed. (E. Metz, 4620 N. Kenneth, Chicago, Ill. 60630)

-30-

NEW! NEW!

from PEARCE-SIMPSON
6 CHANNEL TRANSISTORIZED CB

The SENTRY

\$99.90



- Car keys show compact size—perfect for easy, under-the-dash installation
- Transistorized receiver and power supply—minimum power drain
- Excellent for use in the new Highway Emergency Locating Plan (H.E.L.P.)

ALL SOLID STATE CB UNITS

featuring exclusive HetroSync® Circuitry



The DIRECTOR

23 Channel \$299.90

23 channel operation—
all crystals included.

• *Eyeglasses show compact dimensions of The Director—and Escort II*

• *All solid state—uses less current than a dashboard clock—on the air instantly*



The ESCORT II

11 Channel \$239.90

Mono-crystal circuitry—
uses only one crystal per channel instead of the usual two—
cutting crystal costs in half.

PEARCE-SIMPSON, INC.
P.O. Box 800 Biscayne Annex
Miami, Florida 33152

Please send full information and model specifications.

Name.....

Address.....

City.....

State.....

PE-1065



PEARCE-SIMPSON, INC.
MIAMI, FLORIDA

CIRCLE NO. 37 ON READER SERVICE PAGE




Why use three (VHF, UHF, FM)
when one JFD LPV will do—perfectly?

INSTALL THE NEW...


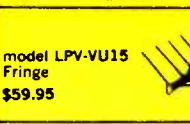

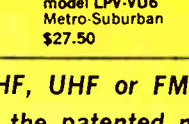
JFD COLOR LPV Log Periodic

for brilliant 82-channel TV performance—
COLOR or black & white, plus FM/Stereo



model LPV-VU9
Suburban-Fringe
\$69.95

LICENSED UNDER ONE OR MORE OF U.S. PATENTS 2,958,981; 2,985,879; 3,011,168; 3,108,280; 3,150,976;
RE. 25,740 AND ADDITIONAL PATENTS PENDING IN U.S.A. AND CANADA. PRODUCED BY JFD ELECTRONICS
CORPORATION UNDER EXCLUSIVE LICENSE FROM THE UNIVERSITY OF ILLINOIS FOUNDATION.

	model LPV-VU18 Far-Fringe \$69.95
	model LPV-VU15 Fringe \$59.95
	model LPV-VU12 Near-Fringe \$49.95
	model LPV-VU6 Metro-Suburban \$27.50

Now you can enjoy the best reception ever on any VHF, UHF or FM/Stereo station—from one antenna, using one down-lead—with the patented new JFD COLOR LPV Log Periodic.

Why cripple your reception with inefficient antenna "hodge-podges?" Choose a powerful space-age JFD LPV... see and hear the spectacular difference!

DON'T BE MISLED BY IMITATIONS—NO OTHER ANTENNA WORKS LIKE THE JFD LPV BECAUSE...


- Only the LPV is designed according to the original log periodic patented design of the University of Illinois Antenna Research Laboratories.
- Only the LPV combines frequency-independent design with capacitor-coupled electronic dipoles for...
- Higher, more uniform gain and narrower directivity on channels 2 to 83—and FM.

SEE YOUR JFD LPV DEALER TODAY!

JFD ELECTRONICS CORPORATION • 1462 62nd Street • Brooklyn, N. Y. 11219

world's largest manufacturer of TV & FM antennas

“He’s a good worker.
I’d promote him
right now
if he had
more
education
in electronics.”



Could they be talking about you?

You'll miss a lot of opportunities if you try to get along in the electronics industry without an advanced education. Many doors will be closed to you, and no amount of hard work will open them.

But you can build a rewarding career if you supplement your experience with specialized knowledge of one of the key areas of electronics. As a specialist, you will enjoy security, excellent pay, and the kind of future you want for yourself and your family.

Going back to school isn't easy for a man with a full-time job and family obligations. But CREI Home Study Programs make it possible for you to get the additional education you need without attending classes. You study at home, at your own pace, on your own schedule. You study with the assurance that what you learn can be applied to the job immediately.

CREI Programs cover all important areas of electronics including communications, servo-mechanisms, even spacecraft tracking and control. You're sure to find a program that fits your career objectives.

You're eligible for a CREI Program if you work in electronics and have a high school education. Our FREE book gives complete information. For your copy, airmail postpaid card or write: CREI, Dept. 1210C, 3224 Sixteenth Street, N.W., Washington, D.C. 20010.



Founded 1927

CREI

Accredited Member
of The National Home Study Council



Use it... mobile... base... or portable!



MESSENGER III

Fairbanks

Cape Horn

Cape Horn to Fairbanks, Alaska

"Messenger III" goes all the way on Mercury Comet 16,200 mile durability run! Comet drivers report: Over 40 continuous days and nights, through rain, fog, sleet and snow . . . on washboard roads, some scarcely more than a trail . . . in tropic heat and frigid Arctic weather—the "Messenger III" never let them down!

For unmatched quality and dependability—GO JOHNSON!


The most popular CB transceiver in the world—the "Messenger III" offers everything you ever wanted in a CB transceiver . . . compact size, a husky signal, extreme sensitivity, razor-sharp selectivity—and complete flexibility for base station, mobile, public address, or battery powered portable use! Double conversion receiver—set-and-forget "Volume" and "Squelch" controls—11 channel coverage—"Tone Alert" Selective Calling System available as accessory.




E. F. JOHNSON COMPANY

2426 10th Ave. S.W. • Waseca, Minnesota 56093


WRITE TODAY for full color brochure, or see your Dealer/Distributor and ask for a demonstration!



MESSENGER TWO
Ten channels and tuneable receiver. Excellent receiver sensitivity and selectivity. Plenty of features. Delivers a penetrating signal with solid punch!



PERSONAL MESSENGERS
100 Milliwatt and 1½ Watt hand-held units. Twice the sensitivity and 40% more range than similar units with conventional circuitry!



MESSENGER
To date—one of the biggest sellers in the Citizens Band field! 5 channels—long on performance, short on cost.

CIRCLE NO. 22 ON READER SERVICE PAGE

COVER STORY
**HOW TO GET
MORE LIFE**



OUT OF YOUR TV PICTURE TUBE

By **ROBERT CORNELL**

R Early life—*treat gently; avoid sun, vibration, and excess voltage*
Old age—*rejuvenate, boost, open shorts, and weld opens*

HOW MUCH life you can get out of a picture tube depends upon the treatment it receives from the day of manufacture—the way the tube was built and the quality of the materials used. The life of a tube also depends upon its environment, how you adjust the set, and other operating conditions. Even when it becomes apparent that a replacement is needed, steps can usually be taken to extend the life of a tube.

Environment. The picture you see on your tube cannot be any better than the signal it receives. Your TV set and antenna should be in good working order.


Your set should be positioned in such a way as to keep the light from the tube from competing with direct light or strong reflections from lighting fixtures and the sun. The sun can dissipate the phosphors on the face of the tube. The brighter the light in the room, the harder you have to drive the tube in order to get a usable picture.

It pays to judiciously adjust brightness and contrast controls to obtain the best picture with minimum settings. The brighter the picture, the more you have to crank up the contrast to make the blacks seem black. Instead of pushing contrast, try backing down on the brightness control; you'll be "burning" up fewer millions of electrons and the phosphors will last longer.

Too much heat can shorten picture tube life. Keep the set away from radiators and hot air registers. Don't box up your TV set in a closet or wall enclosure where the air cannot circulate freely. If you must locate your set in confined quarters, a small ventilating fan should be installed. Give your set a chance to dissipate the heat.

Vibration. An often overlooked source of trouble is vibration. The picture tube is pretty rugged and is already shock-mounted to some extent, but if you live near a street or highway with lots of truck traffic, or if some other heavy machinery is in operation in the vicinity of the TV set, it's a good bet that the big picture tube is taking a beating. It's easy to tell if you have a problem—if the balls of your feet ripple when a truck goes by, chances are the tube and some of its components are trembling in sympathetic vibration. If this is the case, place the entire set on a slab of foam rubber, if it's a table model. If you have a footed cabinet, you can place a small foam rubber pad under each leg.

Not all vibration problems stem from heavy machinery. Watch out for those big speakers in a custom installation. You may not run into acoustic feedback or other microphonic problems but there is a possibility that the picture tube is doing a jig in step with some of the music. Use suitable acoustic insulation between the speaker and the TV set. Better yet, get the speaker into a different housing.



Line Voltage. Fluctuations in line voltage, particularly on the up side, can do much to overheat the picture tube from both the inside and the outside—excessive filament and B-plus voltage can cause excessive heat and expansion of various parts of the electron gun in the picture tube. Shorts, opens and possibly the release of gas could be the unhappy result. However, the picture tube is usually gifted with a rugged gun structure which can withstand "normal" voltage surges.

If you have reason to believe that your 100-watt or 60-watt lamp on the ceiling doesn't last as long as you think it should, you may find it desirable to install a constant voltage transformer between your TV set and the 117-volt line. A constant voltage source also pays dividends by keeping the picture from shrinking or fading out in the event of a low-line voltage condition.

Use Caution. Before you attempt any action that exposes either the front or the back of picture tube, *know what you are doing and proceed carefully, or you will do more harm than good.* A big picture tube properly installed and not abused is perfectly safe. In the hands of an inexperienced person, it can be quite dangerous. The larger the tube, the more careful you should be.

Fortunately, most of the things you

can do to get more life out of a picture tube do not involve removal of the tube, or a need to get into the high-voltage part of the set. Once you remove the back of the set, the neck of the picture tube is vulnerable. The neck is fragile and can be inadvertently guillotined. Clear the top of the set of all objects, even your tools and test equipment. An extra tug on the test leads or a child's toy bumping into the set can cause an embarrassing moment.

When removing or replacing the socket on the picture tube, be careful not to loosen or break the base, or distort the pins. Quite often, a tube that has been in use for some time will have a loose base. This in itself is not a problem, but careless twisting could break the leads from the tube to the pins in the base. Rough handling of a loose base could break the glass-tipped vacuum seal.

Ion Trap. If your tube is equipped with an ion trap, it should be checked from time to time, and the trap should be adjusted for maximum brightness. This adjustment can best be made in a darkened room and with the brightness control turned down until there is almost no light from the picture tube screen. You rotate the ion trap slowly and slide it back and forth on the neck of the tube

until you are satisfied that you have found a position of maximum brightness. Should you find two such positions, use the position closest to the base of the tube.

Do not use the ion trap to eliminate neck shadows, if any. The yoke and positioning magnets should be used for this type of correction. And it's a good idea to recheck the ion trap if the yoke or positioning magnets have been moved.

Tube Base Repairs. Loose tube bases should be cemented back in place. Chipped bases can also be cemented, if you have the chips. If the base is beyond repair, obtain a new one. Do not attempt to replace a base unless you absolutely have to. It can be quite tricky and leads can break flush with the glass.

To replace a socket, first remove the old cement and clean the glass, then clean and pre-tin all the leads. Line up the leads so that they coincide or line up with the proper base pins and slip the base into position. This is easier said than done. It might be helpful to spot-solder a length of thin wire to each lead to serve as a flexible guide.



Once the base is in place and all the pins are soldered, the guide wires can be clipped. Almost any heat-resistant cement that will adhere to glass and Bakelite can be worked around the edge of the base in contact with the glass.

Heater Repairs. The absence of light in the neck of the tube could be due to an open heater. First check to see that heater voltage is present at the tube socket. In a series string set, this could be a problem and sometimes quite misleading. A normal voltmeter reading could be 117 volts, even though only 6.3 volts are required at this point. If the only break in the string is the open heater in the picture tube, no current will flow in the string—no current flow, no voltage drop; if there is no voltage drop, the meter sees the full line voltage.

A quick way to check the string is to complete the circuit with a jumper across the picture tube's heater connections. If the string lights up in a normal manner, it is safe to assume that heater voltage is present. Of course, the set has to be on and plugged into a wall

(Continued on page 113)





DOES YOUR TV set "smear" when you try to turn up the brightness to a comfortable viewing level? Do the whites seem to become silvery? Is your picture so dim that you have to pull the shades or wait for nightfall to watch a program? Does it take a long time for the brightness level to come up? Is it impossible to vary the brightness level? Does the picture tube seem to go on and off? If the answer is yes to any or all of these questions, you probably have a "sick" picture tube.

While there are many different types of tests performed by the picture tube manufacturer, three types are usually made in the field: open-short, emission, and grid control tests. You can make all of these tests reliably and quickly, and also "rejuvenate" a "tired" picture tube with this easy-to-build TV Picture Tube Tester and Rejuvenator. The parts are inexpensive and readily available.

HOW IT WORKS

Opens and Shorts. The open-short test is shown in the simplified diagram in Fig. 1. In this test a.c. voltage is applied to the cathode, and to each element in the tube, one at a time, through a neon lamp. Each of the elements acts like an anode with respect to the cathode, as in an ordinary diode. Since half the a.c. voltage waveform is passed by the diode so formed, only one half of the neon lamp will glow.

Should the element be shorted to the cathode, current will flow in both direc-



tions and both halves of the lamp will glow. Should the element be open, no current will flow and the lamp will not glow.

In the heater-cathode check, however, the lamp will not glow even on one side when conditions are normal. The inside of the cathode cylinder is not coated with the activated emitting material and very little current will flow. A shorted condition will be indicated as in the other tests . . . both halves of the neon lamp will glow.

Emission. The emission check is shown in the simplified diagram in Fig. 2. The control grid is tied to the cathode and an a.c. voltage is applied to G_2 through a d.c. ammeter and series resistor. The amount of current that flows (during each positive half cycle) is a relative indication of the electron emission capability of the cathode.

Grid Control. The grid control test is similar to the emission test except that instead of having a zero grid bias as used in the emission test, a negative voltage is applied to the control grid as shown in Fig. 3. As the control grid voltage is made more negative, less G_2 current flows. When the control grid (G_1) voltage is made sufficiently negative, no current will flow and the tube will be cut off.

The amount of negative voltage required to achieve cutoff indicates the relative contrast range of the picture



It's easier to plug in a tester than it is to change a picture tube

By JEFF H. TAYLOR

E TESTER AND REJUVENATOR

SIMPLIFIED CIRCUITS

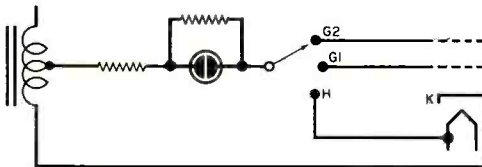


Fig. 1. Neon lamp indicator shows leakage, shorts, and opens between each element and the cathode.

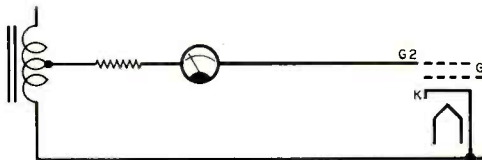


Fig. 2. Meter reads relative emission. Tests made at 1-minute intervals show warm-up characteristics.

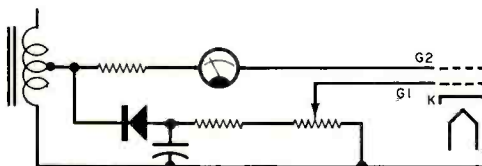


Fig. 3. Grid control is determined by the amount of negative voltage needed on G1 to obtain cutoff.

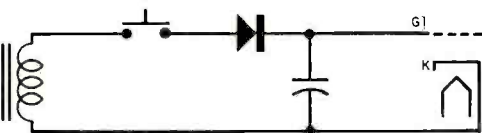


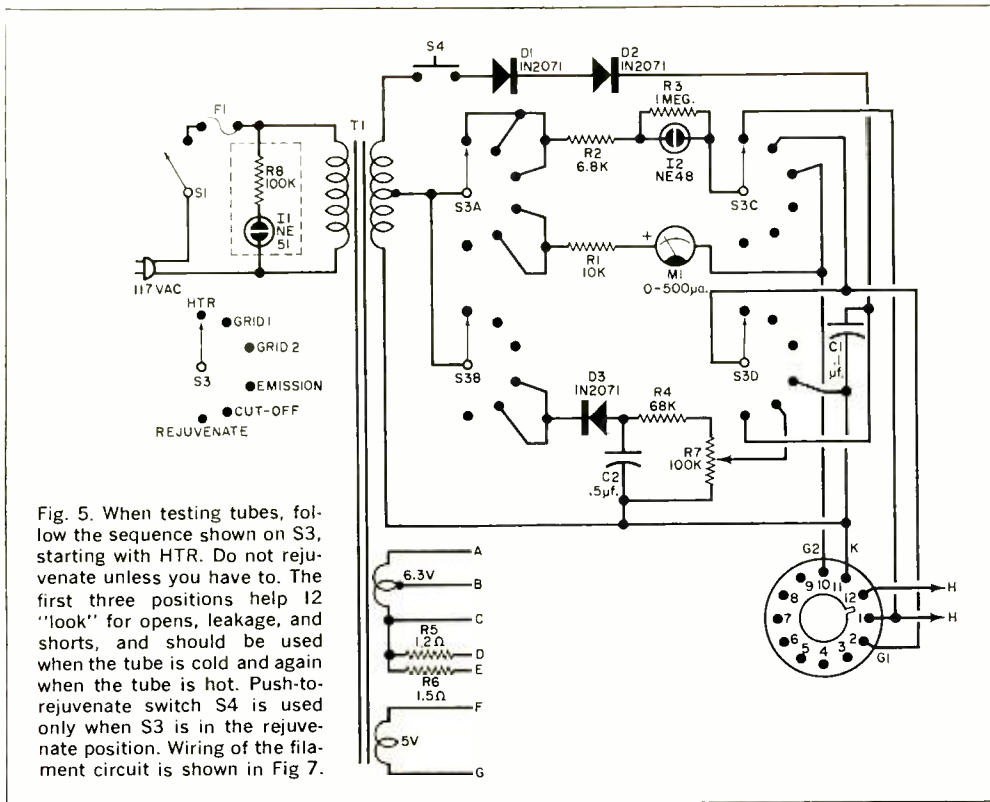
Fig. 4. Momentary application of a high d.c. potential across the cathode and G1 can boost emission.

tube. A tube that will cut off with a small voltage will produce a more contrasty picture than one that requires a larger voltage. In a 3-gun color tube, it is possible to determine if all the guns will cut off at the same potential, or the degree of imbalance, if any.

Rejuvenation. The cathode of a picture tube is a small metal cylinder with an external coating of emitting material. The heater is essentially a coiled wire and is placed inside the cathode cylinder. As the picture tube is used, the outermost activated material on the cathode becomes deactivated and its ability to emit is reduced accordingly. The process of rejuvenating the picture tube removes some of the deactivated coating from the cathode and allows the unused material beneath this "scab" to once again emit a good electron beam. This is accomplished by causing a heavy current to flow from the cathode to G₁—by placing a relatively high potential across the control grid and the cathode, for a very short period of time, as shown in Fig. 4.

If the tube is very weak, sufficient current may not flow to rejuvenate the cathode. Increase the filament voltage one step and try again. When the **REJUVENATE** button is depressed, you may see sparks fly inside the picture tube in the vicinity of the cathode. This is caused by the "dead" material being "stripped" off the cathode.

In a 3-gun color CRT, each gun in



PARTS LIST

- C1—0.1- μ f., 1000-volt paper capacitor (two 0.2- μ f., 600-volt capacitors in series or two 0.05- μ f., 1600-volt capacitors in parallel)
 C2—0.5- μ f., 600-volt paper capacitor
 D1, D2, D3—1N2071 silicon rectifier
 F1—1 $\frac{1}{2}$ -ampere fuse
 I1—NE-51 neon lamp
 I2—NE-48 neon lamp
 M1—0-500 microampere meter (Simpson Model 27 or equivalent)
 R1—10,000-ohm, $\frac{1}{2}$ -watt resistor
 R2—6800-ohm, $\frac{1}{2}$ -watt resistor
 R3—1000-ohm, $\frac{1}{2}$ -watt resistor
 R4—68,000-ohm, $\frac{1}{2}$ -watt resistor
 R5—1.2-ohm, 2-watt resistor
 R6—1.5-ohm, 2-watt resistor
 R7—100,000-ohm potentiometer
 S1—S.p.s.t. toggle switch
 S2—4-pole, 9-position rotary switch (Centralab PA 2013 or equivalent)
 S3—4-pole, 6-position rotary switch (Centralab PA 2011 or equivalent)
 S4—Normally-open push-button switch (Grayhill 23-1 or equivalent)
 T1—Power transformer: primary, 117 volts; secondaries, 470 volts CT (or 40 ma.; 5 volts @ 2 amp.; and 6.3 volts CT @ 2 amp. (Stancor PC 8401 or equivalent)
 1—Cabinet (Bud WA1540 or equivalent)
 1—2" x 5" x 7" chassis
 Misc.—CRT sockets and adapters, fuse holder, line cord, knobs, etc.

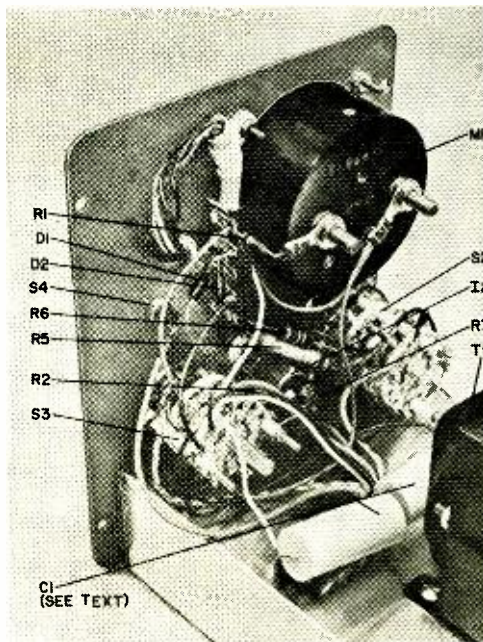


Fig. 6. Nothing is critical here, except for meter polarity. Most of the components are panel-mounted.

turn can be treated in this manner. Appropriate adapters and switching arrangements to accommodate multi-gun tubes, or any tube having a different base or basing arrangement, can be added to the tester. If you are careful, and if you don't have an appropriate socket, you can use clip leads or patch cords to make connections to the CRT pins.

CONSTRUCTION

Any convenient layout of parts can be used in building the tester/rejuvenator. The wiring is straightforward, except for the filament wiring. The phase of

the transformer's filament windings must be determined before the filament switch can be wired.

To determine the phase, first tape the leads from the high-voltage secondary winding to avoid accidental contact, and do the following:

- (1) Connect one of the 6.3-volt leads (not the C.T.) to one of the 5-volt leads.
- (2) Connect the primary to 117 volts. (Be sure that the other transformer leads are not touching each other.)
- (3) If an a.c. voltmeter is available, measure the voltage between the two unconnected (not the C.T.) filament leads. If this voltage measures about 11 or 12 volts, label the 6.3-volt lead to which the meter is attached "A"; label the 5-volt lead to which the meter is attached "G"; label the other 6.3-volt lead "C", and the other 5-volt lead "F". If the meter voltage measures 1 or 2 volts, label the 6.3-volt lead to which the meter is attached "A"; label the 5-volt lead to which the meter is attached "F"; label the other 6.3-volt lead "C", and the other 5-volt lead "G".

In the absence of a voltmeter, a 12-volt panel lamp can be used as a voltage indicator. The bulb will glow brightly when the winding phase produces 11 volts, and will glow almost imperceptibly—if at all—when the winding phase produces 1 volt.

Wiring is considerably easier if the switches are wired before installation.

(Continued on page 90)

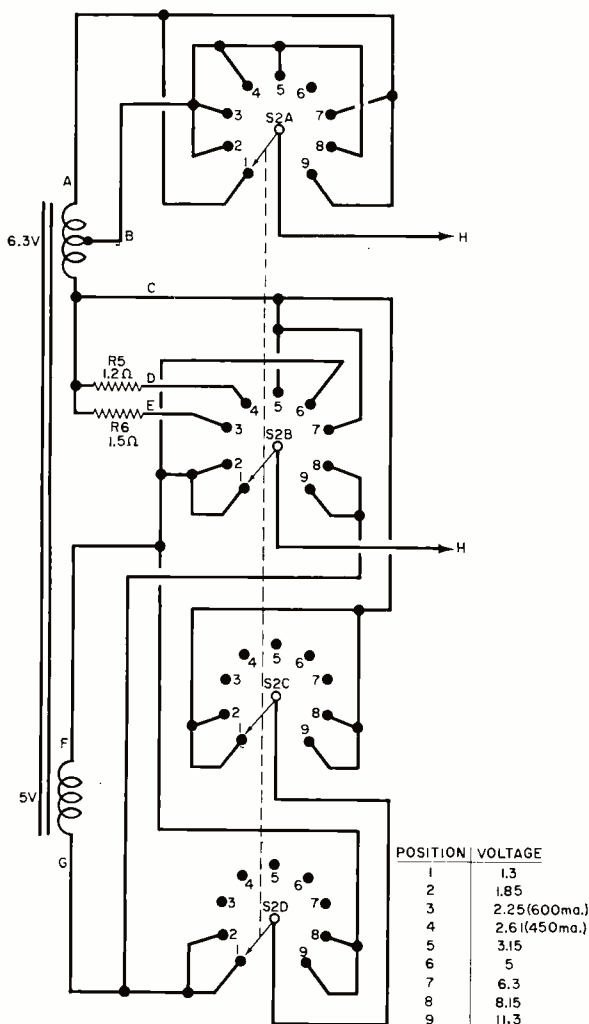


Fig. 7. Windings are made to aid or oppose each other to obtain six more filament voltage levels.





Fig. 8. Observe polarity of D3 or you'll put a positive voltage on G1 and possibly ruin your meter.



GUIDE TO PICTURE TUBE TESTERS


Prevent premature replacement and extend your picture



Amphenol CRT Commander tests and rejuvenates each electron gun separately. Tests for gas, relative emission, and cut-off can be made. Unit has variable G2 voltage. Built-in voltmeter circuit permits voltage measurements in a TV set. \$89.95.



B&K Model 445 Cathode Rejuvenator Tester features: an easy-to-read chart to help interpret neon lamp indications of opens and shorts; separate gun tests and repairs; high- and low-G2 voltage; and a low, medium, and high rejuvenation circuit. \$74.95.



Equipment for automatic production testing and quality control of TV picture tubes were the forerunners of service type checkers and rejuvenators that sell for as little as \$49.95 and as much as \$89.95. The small job at left sells for \$6,900, and the big unit on page 46 goes for \$15,000; both of these models are products of RIL Electronics.

AND REJUVENATORS


tube's life

By GARY WAYNE

MOST REGULAR emission-type tube testers, with appropriate adapters, can test picture tubes for shorts, opens, emission, and a certain amount of inter-electrode leakage. The dynamic types can also test for gas, predict contrast range, and even check gun balance in multi-gun tubes. Naturally, the better the tube checker and the more you know how to put it to use, the more valuable it will be to you. But you will usually find that you can make more significant tests of picture tubes in less time, and with a lot less fuss by using a tester built specifically for the purpose. In addition, just about all of the picture tube testers available have built-in circuitry to rejuvenate the picture tube, and some have




EICO Model 632 CRT Tester and Rejuvenator has push-button selectors for individual testing of each element for opens, shorts, beam current, and gas. Variable meter-measured filament voltage permits exact settings. Kit, \$54.95; wired, \$79.95.



Mercury Model 801 CRT Tester-Reactivator tests for opens, shorts, emission. Reactivation process can be observed and continued as long as desired. Opens and shorts are repaired. Gun selector switch is located on multi-head cable. \$49.95.



RCA Type WT-115A Color Picture Tube Tester is especially designed to test color tubes only. Each gun is tested separately for emission quality, inter-electrode leakage and shorted elements. Meter is used to establish proper cutoff point. \$89.50.



Model CR-128, not shown, looks like CR-133, but has 3-position G2 switch and single harness with plug-in adapters. \$69.95.

Sencore Model CR-133 Picture Tube Tester features: high-sensitivity shorts and leakage tests; d.c. emission tests; calibrated grid bias control to determine cut-off voltage; variable G2 voltage; and timed rejuvenation and repairs. \$89.95.

an ability to remove internal interelectrode shorts and to weld opens.

Because of the many tests that have to be made quickly (emission is a function of time and heat, among other things) switching arrangements should be simple, and indicators should be easy to interpret. A picture tube tester should also be able to apply varying amounts of voltage on the different tube elements to simulate operating conditions.


Models, features, and prices are subject to change. You should consult your dealer and manufacturers' literature to track down additional features for the different models, and to help you decide which tester will best serve you.

Tube testers, like most test equipment, can be separated into two very broad categories: (1) testers designed for tube manufacturers and their laboratories, and (2) testers that are sold to servicemen, do-it-yourselfers, experimenters, and others. Generally the lab instruments are elaborate affairs and are priced at about \$5,000 and up. These lab testers are multi-meter instruments ca-

pable of establishing, varying, and measuring several parameters at the same time. They can establish a raster on the screen; measure spot size and brightness; determine electron beam centering; and make a host of other tests. They are often called upon to perform certain functions required in the tube manufacturing process.

Fortunately, it isn't necessary to have such lab type equipment in your home. The service-type instruments do a commendable job, and are lightweight, portable and inexpensive. The cost of the instrument is quickly offset by the amount of money you save when you extend the life of a picture tube, or avoid premature replacement because of a wrong diagnosis. There are many troubles inside a TV set, other than in the picture tube, that resemble one or more picture tube defects. Of course, you could substitute a known good tube to determine if the trouble is in the tube or in the set. However, it is much easier and much safer to just plug in a tube tester.

Build The "CINDERELLA"



By **DAVID B. WEEMS**

Half-cubic foot sealed enclosure costs under \$10

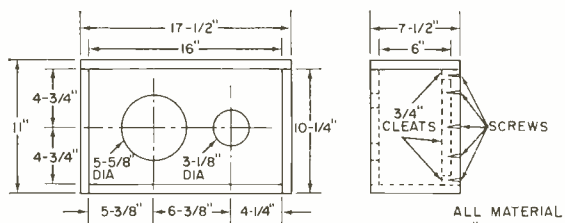

IF YOU'RE thinking of putting down \$30 or more for one of those department store "no name" speakers in a box, wait. Here is a little hi-fi speaker system that can save you money and will probably sound better. At least you will know what went into the box! And you won't find a similarly well-constructed enclosure with a good-quality small speaker system on the market for anything like this price. If your idea of what \$10 will buy in speaker systems is based on what was available just a few years ago, the *Cinderella* system will amaze you.

The secret of the *Cinderella* is in the design and construction of its XS-5052 woofer. This woofer's distinctive qualities are noticeable in two ways. The first is the obvious visual differences between it and a normal 6-inch speaker. Second, and more important, there is a distinct aural difference, which can be made apparent by a frequency test run.

Test Results. I set one of these woofers on my workbench and hooked it up for the usual bass resonance frequency test, starting downward from 200 cycles. Although most 6-inch speakers resonate at about 120 to 150 cycles, a few "hi-fi" 6-inchers have a bass resonance of around 70 cycles, and, frankly, that is where I expected this woofer to fall. Low resonance is the crucial characteristic for woofers to be used in small sealed enclosures; the restricted air volume in such systems will raise the point of resonance.

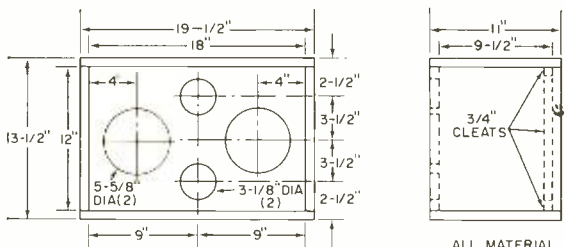
My eyes were glued to the oscilloscope screen as the audio generator dial passed 70 cycles, then 60. Not until 48-49 cycles did the voltage across the speaker reach a peak, indicating resonance. A remarkably low frequency for a \$4 speaker.

The remainder of the system consists of a small cone tweeter with its self-contained capacitor which acts as a high-pass filter, and an enclosure that occupies



"A" SIZE ENCLOSURE
FOR ONE WOOFER-TWEETER PAIR

ALL MATERIAL
3/4" THICKNESS




"B" SIZE ENCLOSURE
FOR DUAL WOOFER TWEETER COMBINATION

ALL MATERIAL
3/4" THICKNESS

Six-inch woofer costs only \$3.95 but has surprising low end response. Tweeter is not sold separately.

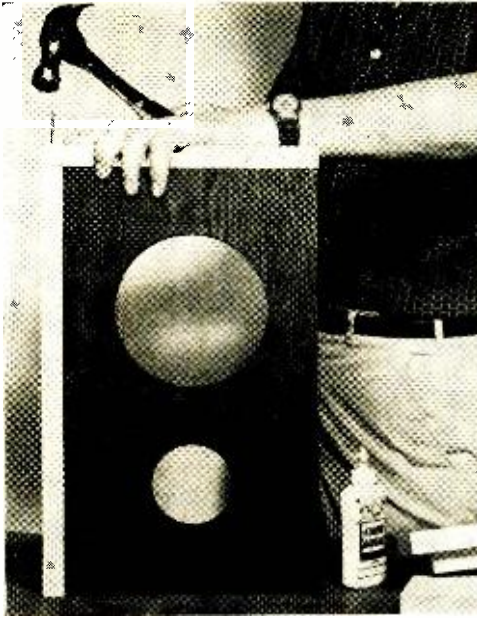
Most builders may be satisfied with single woofer-tweeter combination, but dual system sounds better.



The Cinderella enclosure is caulked and sealed, requiring use of sturdy front, top, back, and side panels. The author was satisfied with 3/4-inch pine.

BILL OF MATERIALS

- "A" System Total cost, \$10
- 1—Woofer-tweeter combination (Stock No. XS-TS-63, McGee Radio Co., 1901 McGee St., Kansas City 8, Mo.; woofer available separately as XS-5052 for \$3.95)
 - 2— $9\frac{1}{2}$ " x 16" pieces of $\frac{3}{4}$ " fir plywood for front and back
 - 1— $7\frac{1}{2}$ " x $17\frac{1}{2}$ " piece of $\frac{3}{4}$ " clear pine for top (1 x 8)
 - 1— $7\frac{1}{2}$ " x 16" piece of $\frac{3}{4}$ " clear pine for bottom (1 x 8)
 - 2— $7\frac{1}{2}$ " x $10\frac{1}{4}$ " pieces of $\frac{3}{4}$ " clear pine for sides (1 x 8)
 - 2— $\frac{3}{4}$ " x $9\frac{1}{2}$ " pieces of $\frac{3}{4}$ " pine (side cleats for back)
 - 2— $\frac{3}{4}$ " x $14\frac{1}{2}$ " pieces of $\frac{3}{4}$ " pine (top and bottom cleats for back)
 - 12—#8 x $1\frac{1}{4}$ " wood screws for back
 - 8—#6 x $\frac{1}{2}$ " sheet metal screws for speakers
 - 1—1" x 24" x 30" sheet of fiberglass
 - Misc.—#6 finishing nails ($\frac{1}{4}$ lb.), caulking material, glue, and grille cloth
- "B" System Total cost, \$18
- 2—Woofer-tweeter combinations (Stock No. XS-TS-63, McGee Radio)
 - 2—12" x 18" pieces of $\frac{3}{4}$ " fir plywood for front and back
 - 2—11" x $19\frac{1}{2}$ " pieces of $\frac{3}{4}$ " fir plywood for top and bottom
 - 2—11" x 12" pieces of $\frac{3}{4}$ " fir plywood for sides
 - 2— $\frac{3}{4}$ " x 12" pieces of $\frac{3}{4}$ " pine (side cleats for back)
 - 2— $\frac{3}{4}$ " x $16\frac{1}{2}$ " pieces of $\frac{3}{4}$ " pine (top and bottom cleats for back)
 - 14—#8 x $1\frac{1}{4}$ " wood screws for back
 - 16—#6 x $\frac{1}{2}$ " sheet metal screws for speaker mounting
 - 1—1" x 24" x 60" sheet of fiberglass
 - Misc.—#6 finishing nails ($\frac{1}{2}$ lb.), caulking material, glue, and grille cloth



Nail side to bottom and front of the enclosure. Good fit and a liberal use of glue are important.

only $\frac{3}{4}$ sq. ft. of shelf space. The system is called the *Cinderella* because, while it bears no apparent pedigree, it does show inborn quality. For example, even in the small enclosure, the *system* resonance is a little over 70 cycles. The transient response is surprisingly good for a low-cost system. As in all small sealed enclosure systems, efficiency is lower than in a large system, but a 7-watt amplifier supplied all the sound you would want in a very large but very live room. The *Cinderella* is rated at 12 watts.

Budgeting Your Money. The enclosure is sturdy, contains sufficient damping material, and is thoroughly sealed. Any one of these features may be missing from a department store box. For the skeptic, here is a rundown of how to budget your money to build the *Cinderella* "A" system for only \$10.

Speakers	\$6.90
Plywood for front and back	.55
Pine for top, bottom and sides	.75
Screws	.26
Glue	.25
Fiberglass	.66
Caulking material	.20
Nails	.06
Total	\$9.63

That leaves 37 cents to squander on grille cloth and trim. You can use screen molding for trim (as I did—15 cents for a cabinet) and decorator burlap will serve as grille cloth at 49 cents a yard (17 cents). If anyone mentions finishing the wood, you will find that 5 cents is still available, and that is just about the amount of shoe polish I used to stain and "oil finish" the model shown. For very little more, you can use a veneer plastic, such as Contact. Or choose a hardwood if you want fine cabinetry.


The sound can be improved by putting two sets of the woofer-tweeter combination (\$12.95) in one "B" size cabinet (see page 52) at a cost of about \$18. Used in multiples, these little speakers sound even better. There is more solidarity in the bass and somewhat smoother sound throughout the whole spectrum. Also, the impedance curve tends to flatten out when two woofers are hooked in parallel.

In buying material, note that the $\frac{3}{4}$ " x $7\frac{1}{2}$ " pine shown in the drawing is, of course, what lumber yards sell as "1 x 8". When you have cut all parts to the specifications shown, set them up as in the finished enclosure. At this time you can trim any of them that do not fit satisfactorily. One of the economies in this system, in time as well as money, is the avoidance of many cleats which would require the use of extra screws, nails, and glue. The nailing system shown in the diagram is quite adequate for such a small enclosure, but a good fit is necessary.

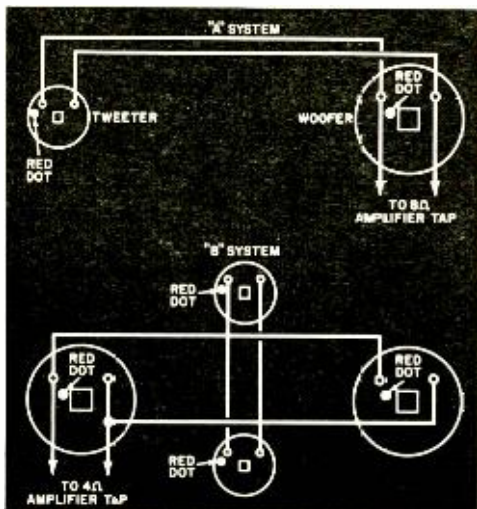
Construction. Begin construction by nailing the bottom to the front, using plenty of glue between these two parts. Next, nail one end to the bottom and front. Continue with the other end, and finally nail down the top to the sides and front.

The cleats for the back can now be attached, using glue and nails as with the exterior parts; but if you use the same kind of nails, they must be cut just short enough so they will not penetrate the outer surface of the sides and top. A somewhat easier method is to use a different nail, such as sheet rock nails which have a large head and are the correct length.

The joints should be caulked even



Front view of an experimental "B" system built by the author to test front and side panel vibration. This enclosure was built using cleats and screws, unlike the plans on page 50. Fir plywood was also used and the enclosure covered with a plastic veneer. It was determined that gluing and nailing of the panels would be adequate if care was exercised in fitting the panels together. A grille cloth was later installed to protect the speakers. Wiring of the "B" speaker arrangement is shown below. Try the 8-ohm tap instead of the 4-ohm output of your amplifier if the bass response seems a little thin.




Be sure to follow this wiring diagram to keep the speakers in phase. Once the enclosure is sealed, you may find it fairly difficult to change the wires.

though they seem to be thoroughly sealed by glue. The caulking material can be purchased in a cylinder for use with a gun, or in a squeeze tube. Most building supply stores have guns to loan, but some rent them. Force the caulking material along the joint and wipe away excess with a rag so it won't flow onto the speakers.

The speakers are mounted and wired as shown in the diagram. The back should be drilled to allow speaker connections to pass through. The wires can be brought out through a small hole which is later filled with caulking material or sawdust and glue, but a better method is to use small bolts as connectors through the back.

Padding is extremely important in a small sealed enclosure. Tests indicated that the *Cinderella's* resonance could be lowered 10 cycles or more and the bass range greatly extended by the use of proper padding. The whole interior of the model shown is lined with a 1-inch layer of fiberglass. You can get fiberglass from most electronics stores; a common size measures 1" x 24" x 60", enough for two cabinets. Cut the fiberglass to fit all interior surfaces, except the front baffle, and secure it in place with tacks or glue. Then fold the remainder of your sheet of fiberglass so that it will fit into the enclosure loosely. This should fill the enclosure.

Now fasten the back in place with the screws specified, hook the *Cinderella* up to your amplifier, and try on the "glass slipper." That, naturally, is a suitable wide range program source. When you do, you'll be glad you didn't settle for a pig in a poke. -30-



After filling cavity behind speakers with padding, cleats should be caulked and back-nailed into place. The usual household caulk works out just right.

telemetry our "eyes" and "ears" in space

*how
to
say
a lot
in
no
time
at
all*

by J. W. BILLUPS

FROM VANTAGE POINTS in outer space, satellite "laboratories" are unlocking secrets that nature has zealously guarded for millions of years. Thanks to telemetry, a physical quantity (temperature, pressure, radiation intensity, etc.) can now be measured in space and the figures relayed to earth.

A scientific probe that roars off the face of this planet with the finest instruments is worthless unless it can be tracked and the scientific information it is collecting recorded at ground stations. Scientists *must* know what is going on inside the satellite as well as the proper-

This type of tracking and data acquisition antenna is used by Deep Space Network, Goldstone, California, in support of the NASA Lunar Interplanetary Programs.

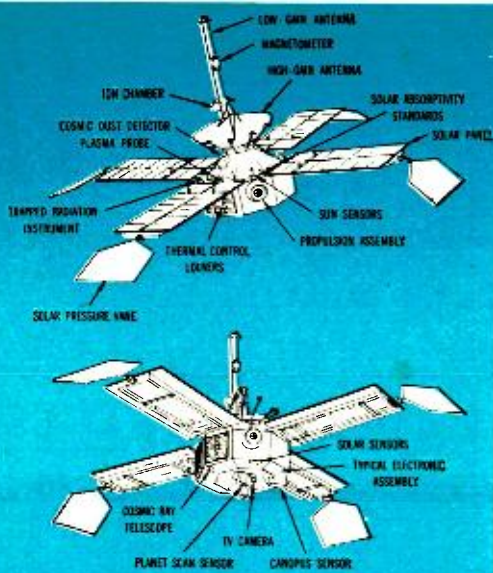


Fig. 1. Artist's drawing of the Mariner Mars spacecraft that sent back the first close-up pictures of the planet Mars. Note location of TV camera on the underside of the spacecraft (lower illustration). Mission objectives also included collection of a wide range of data on the operation of a spacecraft during a long-duration flight away from the sun, and recording of scientific measurements in interplanetary space between the orbits of Earth and Mars, and in the vicinity of Mars. (Drawing courtesy of NASA)

ties of the outer space environments.

Since our probes are not recoverable, the data gathered by the satellite's sensors and recorders must be transmitted back to earth while the vehicle is still in flight. This is done by establishing a radio telemetry link with the ground stations. (Instructions sent to a satellite from the earth are command-control functions, and should not be confused with the telemetering system.)

Telemetry in Space Research. Figure 1 shows the *Mariner* Mars spacecraft with its data-collection instrumentation. The data gathered by the various sensors are encoded and stored for radio relaying to earth when the satellite is commanded to do so by a ground station. The discovery of the Van Allen radiation belts is an example of the kind of information that is gathered by the satellite sensors and telemetered to earth via FM radio.

A single observatory satellite like OGO (Orbiting Geophysical Observatory) is

designed to collect information on *solar cosmic rays, gamma ray spectrum, interplanetary dust particles, VLF noise*, and so on. The mass of measurements sent back by such a satellite is so voluminous that it would take 500,000 years to decode and graphically present this information manually. A high-speed computer can process an equal amount of data in about nine months.

To cope with the ever-increasing flow of data from outer and deep space, scientists have had to devise ever-swifter means of reading and analyzing space telemetry. Without the ability to quickly reduce acquired information from their experiments into meaningful engineering terms, launching of the spacecraft would be an adventure in futility.

For even though the space age is still in its infancy, already the Goddard Space Flight Center (Greenbelt, Maryland) now receives from 40 to 50 miles of magnetic tape data every day. In the year 1964 alone, satellites and other flight projects of the National Aeronautics and Space Administration sent back more than 57 million bits of data per day from space. This is ten times more than in all previous years.

Telemetry in Industry. Telemetry has been credited with saving the lives of aircraft test pilots by detecting structural weaknesses in time for the pilot to take corrective action. Not so long ago, an experimental helicopter was being tested at a U. S. Navy flight-test center. During one of the flights, the ground station telemetry readout indicated the existence of a serious structural failure. The pilot was told by radio to bail out, thereby narrowly escaping injury. The recorded telemetered information was later used to isolate the weakness, and this condition was corrected in later designs.

But telemetry is not restricted to space exploration, or to the aircraft industry alone. The modern railroad dispatcher now uses it to "see" distant trains, and to follow their movements in his district. Pipelines that are hundreds of miles long can also be cited as another example of how much telemetry is used today. As a matter of history, the pipelines were among the first to automate through extensive use of telemetry. Mil-

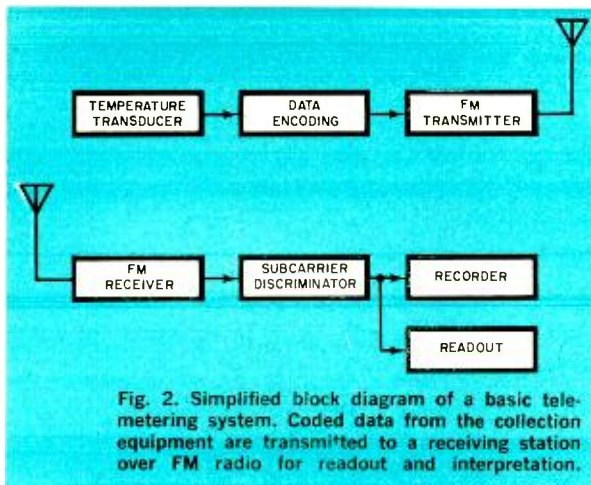


Fig. 2. Simplified block diagram of a basic telemetering system. Coded data from the collection equipment are transmitted to a receiving station over FM radio for readout and interpretation.

lions of gallons of oil and other fluids are now pumped daily through pipelines strewn across the country.

For operating safety and economy, the status of the entire flow—volume, viscosity, pressures and delivery rate—of the liquid being pumped through the pipelines must be definitely known and closely controlled from a central point. Any flow changes desired must be coordinated simultaneously at many points. All of the pumping and compressor stations along the route can be monitored through the “eyes” of telemetry, and supervisory personnel can then alter the flow and pressures at unmanned booster pump stations at will.

Weather forecasters also use telemetry extensively. Pictures of cloud formations taken by cameras aboard the Tiros and Nimbus satellites are relayed to ground stations. When a series of pictures is received, it is recorded on magnetic tape for permanent storage, and the signals are simultaneously sent through demodulators to a kinescope camera which immediately converts the electrical signals to film. The film is used in long-range weather predictions.

How Telemetry Works. Suppose it is necessary to measure the air temperature 200 miles above the earth. We know we must have a means of measuring the temperature and a means of getting the information back down to earth. A simple block diagram of such a telemetering system is shown in Fig. 2.

The indication can be obtained from a

temperature sensor installed in the missile. The indication must be in the form of electrical impulses which can modulate a radio transmitter in the missile. On the ground there must be the necessary data receiving, recording, and decoding equipment to translate the received data into real units of measurement (degrees). The device used to translate the temperature reading into corresponding electrical signals is called a *transducer*.

The Transducer. The transducer is used to convert mechanical or physical variations into corresponding electrical variations, and vice versa. Generally, transducers fall into one of two categories: (1) *modulating* type and (2) *generating* type. Examples of the modulating transducers are the variable inductance, variable capacitance, and variable resistance types. Variable resistance transducers include potentiometers, resistance strain gauges, thermistors, and electron tubes. Generating types of transducers include photoelectric cells, and thermoelectric and piezoelectric devices.

Figure 3 shows a simplified diagram of a transducer suitable for temperature sensing. The thermistor element is in series with a 6-volt battery and a gating circuit. Since the thermistor is a temperature-sensitive device, any increase in ambient temperature decreases its resistance, producing a smaller voltage drop across it. This causes a higher voltage to appear across the gating unit. A reduction in ambient temperature has the opposite effect.

Getting back to our original problem, assume that the range of the tempera-

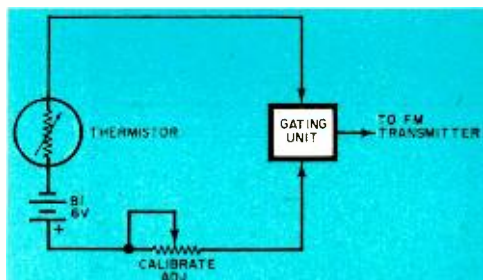
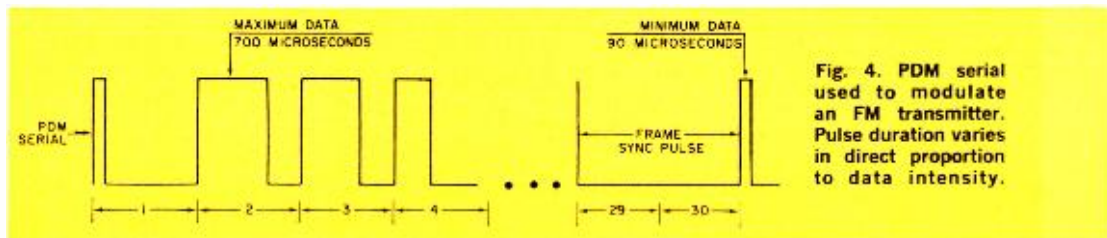


Fig. 3. Circuit of a basic transducer that can be used for temperature sensing. As the temperature changes, the resistance of the thermistor changes, as does the current to the gating unit.



ture to be measured 200 miles up is between 0° and 100° . We could calibrate the sensing and readout devices for indication in the range of, say, 0-5 volts. Therefore, zero indication would be obtained at 0° , and a 5-volt indication would be obtained at 100° . A temperature of 50° would give a readout of $2\frac{1}{2}$ volts if our equipment is linear.

Having established a representative voltage at the output of the transducer, the next step is to modulate the radio transmitter with this voltage.

Modulation Methods. We can modulate the transmitter in a number of ways. But there are some proven acceptable methods we can choose from. These include: (1) pulse duration modulation (PDM); (2) pulse amplitude modulation (PAM); (3) frequency modulated/frequency modulation (FM/FM); and (4) pulse code modulation (PCM).

In selecting the best method of modulation for a particular application, we must consider the following: (1) the type and quantity of data to be transmitted; (2) the maximum allowable size and weight of the telemetering equipment; (3) the frequency response or resolution required to faithfully reproduce the data to be gathered; and (4) the time and expense involved in converting the received data into original units such as pressure, acceleration, temperature, direction of travel, etc. If necessary, the data-handling capacity of a telemetering system can be increased substantially by combining, for example, PDM with FM/FM, and so on.

To understand the fundamentals of a practical telemetry system, assume in the following discussion that the transmitter is modulated by the output of more than one transducer.

Pulse Duration Modulation (PDM). As the term implies, PDM carries the data

in a series of pulses whose width varies directly as the magnitude of the sampled data. In a system with a capacity of 28 separate pieces of data, say, each piece is represented by an assigned pulse whose width is made to vary with the magnitude of the pressure, temperature, acceleration, or whatever data are assigned to the particular pulse.

Figure 4 shows a series of pulses, referred to as the PDM serial, which modulates the transmitter directly. This group of pulses, 30 in all, is defined as one frame. Of the 30 pulses, two are required to form a frame-synchronizing pulse, which identifies the beginning of each group of pulses. Starting at the end of a frame and reading from left to right, each data pulse is identified consecutively as 1 through 28. The frame is made up of pulses 29 and 30.

Based on standards established by the IRIG (Inter-Range Instrumentation Group—a group of scientists and engineers whose purpose is to generate standards and procedures for range instrumentation), we can choose from four data capacities: 30, 45, 60, and 90 pulses. In each case, we have a repetition rate of 900 pulses per second. Therefore, if a capacity of 30 pulses were selected, the system would produce 30 frames ($30 \times 30 = 900$); and if 90 pulses are selected, we would have but 10 frames ($90 \times 10 = 900$).

As shown in Fig. 4, each data pulse has a minimum and maximum width. At minimum pulse width (90 μ sec.), the data contents would be zero; and at maximum pulse width (700 μ sec.), the data would be maximum.

To illustrate, assume we are measuring the acceleration of a missile. While the missile is on the launching pad in a vertical position, the acceleration would be one g , or close to minimum pulse width. As acceleration increases during the thrust phase of the flight, the assigned

data pulse would widen toward maximum width. If the pulse modulating equipment were calibrated so that 20 *g*'s represented full-scale data, and if—during the missile flight—the data pulse width amounted to only one-half its maximum width, we would know that the missile acceleration was only 10 *g*'s. Here again we assume that the equipment is linear.

Now that we have an understanding of the data pulse structure, we can see how the airborne PDM telemetry system works. In Fig. 5, the data input from each transducer (accelerometer, pressure gauge, temperature probe, etc.) is assigned a contact on a rotary switch (called a commutator switch). As pressure, temperature, or acceleration is sensed, the transducer output voltage is applied to its respective switch contact. As the wiper arm moves around, sequentially wiping each data contact, the voltage appearing on each contact is picked off and applied to the input of a keyer. The keyer converts these varying amplitude pulses (PAM) to varying width pulses, known as the PDM serial.

Observe that two commutator switches are required for PDM telemetry. The second switch (keying voltage) is arranged to lag slightly behind the data switch to allow any contact bounce on the data pulse to pass before a so-called "ramp" generator, which forms part of the keyer, is triggered. The amplitude of

the data pulse is compared with the ramp voltage; if the two are equal, the pulse-width generator is automatically shut off. This results in the pulse width being proportional to the data amplitude.

The series of pulses at the output of the PDM keyer modulates an FM transmitter directly. At the ground station telemetering receiver, the pulses are then applied to a PDM limiter-amplifier, or slicer, which reconstructs the pulses in their original form. They are then applied to the input of a bar graph for a "real time" display of each data bit, or to the input of a computer which converts the data pulses into the engineering units appearing at the input of the transmitting transducers.

In practice, all telemetering information is recorded on tape as received, and the tapes may be sent to a data center for processing.

The PDM technique is a simple one, and its accuracy is not seriously affected by noise appearing on the data pulses. This technique *does* have one drawback, however, in that it has relatively poor frequency response. This is an important consideration in the selection of any telemetering system. Good frequency response is essential for faithful reproduction of a signal whose amplitude or frequency is constantly changing.

For example, if we compare PAM, PCM, and FM/FM with the 15-cycle PDM frequency response capability, we see that their relative frequency responses are 70, 180 and 2000 cycles, respectively. These numbers are not absolute and involve many influencing factors that are beyond the scope of this discussion.

Pulse Amplitude Modulation (PAM). In some respects, PAM is similar to PDM. Each system uses a commutator switch, and each transmits data in the form of a series of pulses. One major difference is the fact that a keyer is not required in PAM since there is no need for conversion from pulse amplitude to pulse duration. Therefore, the PAM output from the commutator is used to modulate the transmitter directly.

A solid-state type commutator switch is generally used to achieve higher data rates as well as higher data capacities.

(Continued on page 93)

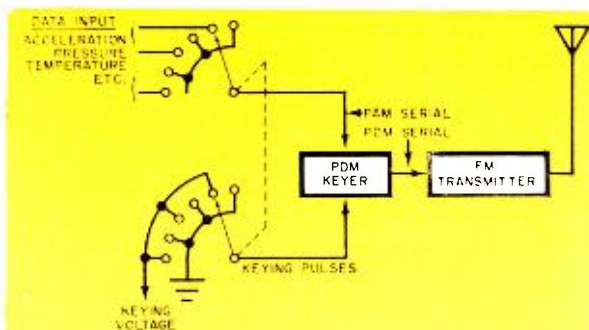



Fig. 5. The data input from each transducer is assigned a contact on the commutator switch. As the acceleration, pressure, or temperature is sensed, the wiping arm picks off the voltage on the switch contact and applies it to the input of the keyer. The keyer then converts the varying amplitude pulses to varying width pulses which can frequency-modulate the transmitter.



SOLID STATE

By LOU GARNER, Semiconductor Editor

NOW THAT MANUFACTURERS have brought down the prices on a number of their silicon transistors, hobbyists can indulge in the luxury of including them in their experiments. At least three manufacturers are offering a variety of silicon units at less than \$1 apiece in single lots.

Silicon transistors are generally superior in performance to their germanium counterparts. In fact, silicon transistors are used almost exclusively in military equipment as well as in critical industrial applications because of their low d.c. leakage and their ability to withstand higher operating temperatures. They are less susceptible to thermal "runaway" and circuit drift. And they are ideally suited for use in direct-coupled audio amplifiers, and in the amplifiers used in meter circuits of sensitive test instruments.

Among the currently available low-cost silicon transistors are GE's 2N2923, Motorola's MPS 706 and MPS 834, and Texas Instrument's TI-416. These are all plastic encapsulated *pn*p types featuring "in-line" terminals.

Reader's Circuit. The relatively simple pulse generator circuit shown in Fig. 1 was submitted by reader Michael Ross (795 Pelham Parkway North, Bronx, N.Y. 10467). Mike writes that he has been using this

circuit as a nerve stimulator for experiments in biophysics.

Transistor *Q1* together with transformer *T2* and associated components comprise a blocking oscillator circuit in a modified Hartley configuration. Transformer *T2* starts and sustains oscillation by providing the necessary feedback loop. The oscillator frequency or repetition rate is determined by the characteristics of *Q1* and *T2*, as well as by the values chosen for the base biasing components (*R2* and *C2*) and the setting of *R1*.

Capacitor *C3* tunes the secondary winding of *T2* to the oscillator frequency, and the neon lamp (NE-51) functions both as an indicator and as a peak limiter. The unit derives its power from a 117-volt a.c. line. Transformer *T1* steps down the voltage, and *C1* rectifies and filters it.

Standard components are used throughout. Transistor *Q1* is a 2N255, *T1* is a 6.3-volt filament transformer, and *T2* is a "universal" audio output transformer. Diodes *D1* and *D2* are general-purpose silicon rectifiers. Resistor *R1* is a familiar 1000-ohm potentiometer and *R2* a 33,000-ohm half-watt resistor. Capacitors *C1* and *C2* are both 10- to 15-volt electrolytics and *C3* is a ceramic or molded paper type. Power switch *S1* is a s.p.s.t. unit that can be a toggle, slide, or rotary type, as preferred. The output con-

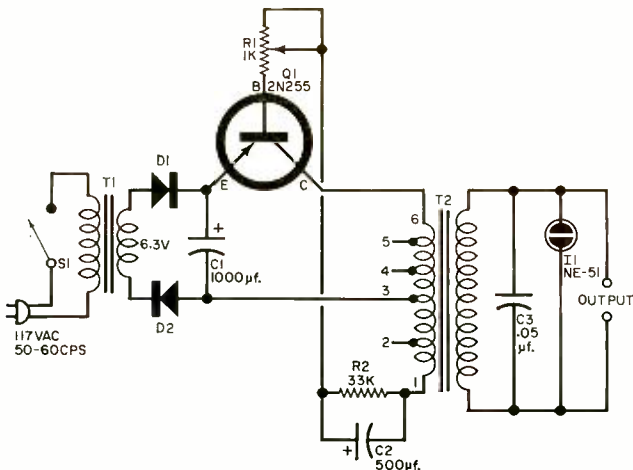
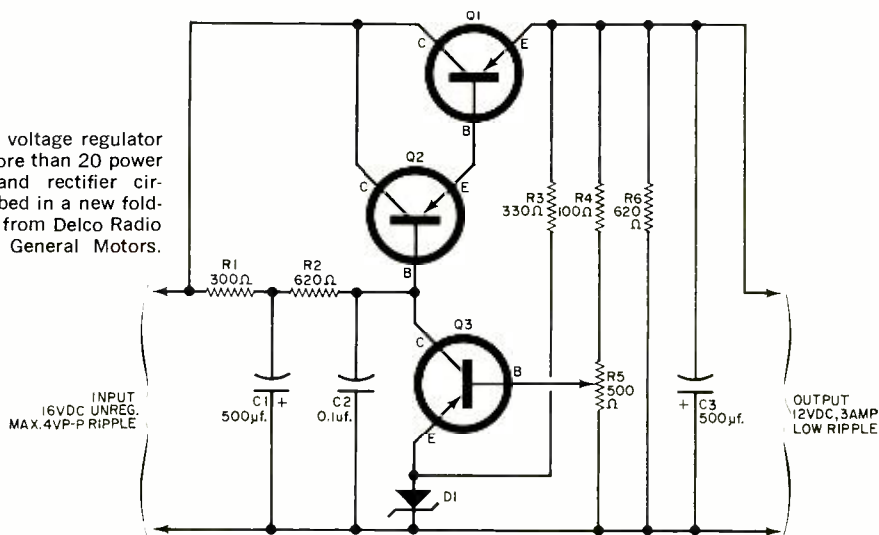


Fig. 1. Schematic diagram of pulse generator used experimentally as a nerve stimulator in biophysics. Submitted by reader Michael Ross, the circuit is essentially a blocking oscillator using standard parts.

Fig. 2. This voltage regulator is one of more than 20 power transistor and rectifier circuits described in a new folder available from Delco Radio Division of General Motors.



nectors can be conventional binding posts, banana jacks, or screw-type terminals.

From a construction viewpoint, neither the layout nor the wiring is critical. The circuit could be assembled on a perforated phenolic board, but you may prefer chassis-type construction to provide an adequate base for $T1$ and $T2$. A medium-size utility box or a small sloping front "meter" cabinet is suitable for housing the instrument.

Manufacturer's Circuit. Suitable for use either as an integral part of a power supply design or as a separate accessory item, the voltage regulator circuit in Fig. 2 is one of more than 20 power transistor and rectifier circuits described in a folder recently published by the Delco Radio Division of General Motors Corporation. Entitled "Application/Versatility in Power Semiconductors," the folder is available both through Delco's regional offices and its main sales office at 700 East Firmin St., Kokomo, Ind. 46901.

Designed to accept an input of 16 volts, d.c. unregulated, with up to 4 volts peak-to-peak ripple, the circuit will deliver up to 3 amperes at 12 volts regulated, and with low ripple content. Power transistors $Q1$ and $Q2$ are connected in a Darlington arrangement effectively in series with the load. Darlington base bias is supplied by a network consisting of $R1$, $R2$, $C1$, $C2$, $Q3$, $R3$ and $D1$, with the instantaneous bias depending on the load and $Q3$'s collector-to-ground impedance. Transistor $Q3$'s impedance, in turn, depends on the relationship between the base bias obtained from $R4$, $R5$ and $D1$'s fixed voltage drop. Capacitors $C1$, $C2$ and $C3$ serve as ripple filters. Resistor $R3$ permits minimum operating current through $D1$ and tends to forward-bias the

zener diode. Resistor $R6$ is a bleeder unit.

In operation, the voltage drop across $Q1$ and $Q2$ depends upon the emitter collector impedance of $R6$. The emitter-collector impedance depends on the base bias which, in turn, depends upon $Q3$'s collector-to-ground impedance. If the output voltage tends to drop, as may happen with an increased load, $Q3$'s forward base bias also drops. This increases $Q3$'s effective impedance which, in turn, reduces the voltage drop across $R1$ and $R2$, and increases the forward base bias on $Q1$ and $Q2$. This lowers $Q1$ and $Q2$'s effective impedance and reduces the voltage drop across the pair until the output voltage is restored to the preset value determined by $R5$'s setting. The opposite action takes place if the output voltage increases.

Standard parts are used in the circuit. Except for $R5$, all resistors are half-watt types. Capacitors $C1$ and $C3$ are 25-volt electrolytics and $C2$ is a low-voltage ceramic or paper type. Since neither component layout nor lead dress is critical, you can follow your own inclinations when assembling this voltage regulator circuit. Either a circuit board or chassis-type construction can be employed. An insulated heat sink should be provided for $Q1$ and $Q2$, and all the d.c. polarities must be observed.

Transistips. Our discussion on distortion in the June column apparently "rang a bell" with many readers. A number of requests to expand our original treatment have been received. One reader, in fact, was prompted to develop a new circuit. Tom Mastrangelo (514 Windley Rd., Wilmington, Del.) wrote in part "... When I connected my guitar to my 12-watt amplifier, I was disappointed (Continued on page 101)

696,000 TECHNICIANS NEEDED BY 1970!

Government Report* Points Out Rapidly Growing Job Opportunities: Need for Trained Electronics Technicians An Important Factor

By Bill Gordon, RCA Institutes, Inc.

President Johnson Emphasizes Need. In his 1964 annual manpower report, President Johnson indicated that the demands for manpower are expanding most in, among other fields, service and technical (including technician) occupations. This expansion is the result of a handful of causes underlying today's big changes in the occupational picture: (1) increasing complexity of modern technology, (2) trend toward automation of industrial processes, (3) growth of new areas of work, such as in the field of atomic energy, earth satellites and other space programs, and (4) data systems analysis and data processing. Indicative also of the growing importance of the use of technicians is a recent revision of the "List of Critical Occupations" published by the U.S. Department of Labor in which technicians are listed for the first time by the U.S. Government.

Salary Levels for Trained Technicians Rising Fast. Beginning salaries for graduates of top level technician education programs have continued to go up during the past five years, at a faster rate than salaries of similar types of jobs. In fact, a U.S. Labor Department projection based on the figures shows that by 1970, technician salaries will average an all-time high.



Nuclear Instrumentation

Technical Education is One of Today's Best Investments. Today, a person interested in becoming a technician can choose Home Training or Classroom Training to begin building his career. One of the nation's largest schools devoted to training electronics technicians, RCA Institutes, offers a wide variety of courses in both categories. In addition, the RCA "AUTOTEXT" Programmed Instruction Method is helping people learn faster and easier so they can get started on their careers in the shortest possible time. Dramatic proof comes from the success stories of countless graduates who find profitable positions in government, industry, or in their own businesses. Of the total 696,000 technicians needed by 1970, it can be estimated that electronics technicians at all levels will form a vital core in today's major job picture.

*"Scientists, Engineers, and Technicians in the 1960's" U.S. Department of Labor, Bureau of Labor Statistics.



Nuclear Instrumentation

RCA DEVELOPS AN EASY WAY TO LEARN ELECTRONICS AT HOME

New "Career Programs" Help Train You For Expanding Job Opportunities.
RCA "AUTOTEXT" Instruction Method Speeds Learning

Choose an RCA "Career Program" that will train you for the job you want in Electronics! No time wasted learning things you'll never get to use. "Career Programs" answer the need for today's growing job opportunities for trained Electronics Technicians. They can help you get the job you want faster and easier than you ever dreamed possible! And each "Career Program" starts with the amazing "AUTOTEXT" Programmed Instruction Method—the scientific way to learn that's almost automatic! "AUTOTEXT" helps even those who have had trouble with ordinary methods of home training in the past. This is the "Space Age" way to learn everything you need to know with the least amount of time and effort! Choose a "Career Program" now. Each one is designed to train you for a specific, rewarding career in one of the following exciting fields:

- TELEVISION SERVICING
- FCC LICENSE PREPARATION
- AUTOMATION ELECTRONICS
- AUTOMATIC CONTROLS
- DIGITAL TECHNIQUES
- TELECOMMUNICATIONS
- INDUSTRIAL ELECTRONICS
- NUCLEAR INSTRUMENTATION
- SOLID STATE ELECTRONICS
- ELECTRONICS DRAFTING

In addition to these "Career Programs" RCA Institutes offers a wide variety of



Radar Microwave

separate courses on many subjects—from Electronics Fundamentals to Computer Programming.

VALUABLE EQUIPMENT INCLUDED

And, with your RCA Training, you receive top-quality equipment to keep and use on the job. When you train with RCA Institutes, you never have to take apart one piece to build another. You'll get the new Programmed Electronics Breadboard which provides limitless experimentation... and, with which you construct a working signal generator and a superheterodyne AM Receiver.

SPECIAL BONUS — OSCILLOSCOPE and METER KITS

Valuable Oscilloscope and Multimeter Kits are yours at no additional cost when you enroll in any one of the RCA Career Programs... "must" equipment for electronics technicians in almost all jobs.

LIBERAL TUITION PLAN

Only RCA offers you this most economical way to learn. You pay for lessons only as you order them. No long term contracts. You may stop your training at any time without owing a cent.

CLASSROOM TRAINING ALSO AVAILABLE

If you prefer to learn in a classroom, RCA Institutes maintains one of the largest schools of its kind where the latest classroom and laboratory training is available in day or evening ses-

sions. You may be admitted without any previous technical training. Preparatory courses are available if you haven't completed high school. Coeducational classes start four times a year.

FREE PLACEMENT SERVICE

RCA Institutes records prove that in a recent class 9 out of 10 Resident School students who used the Free Placement Service had their jobs waiting for them when they graduated. And, many of these jobs were with top companies in the field — IBM, Bell Telephone Labs, General Electric, RCA, and radio and TV stations, and other communications systems throughout the world.

SEND THE ATTACHED POSTAGE PAID CARD FOR COMPLETE INFORMATION WITHOUT OBLIGATION. NO SALESMAN WILL CALL. VALUABLE FREE BOOK INCLUDED. CHECK HOME STUDY OR CLASSROOM TRAINING.



Computer Programming

RCA INSTITUTES, Inc., Dept. PE-05
A Service of Radio Corporation of America
350 West 4th St., New York, N. Y. 10014



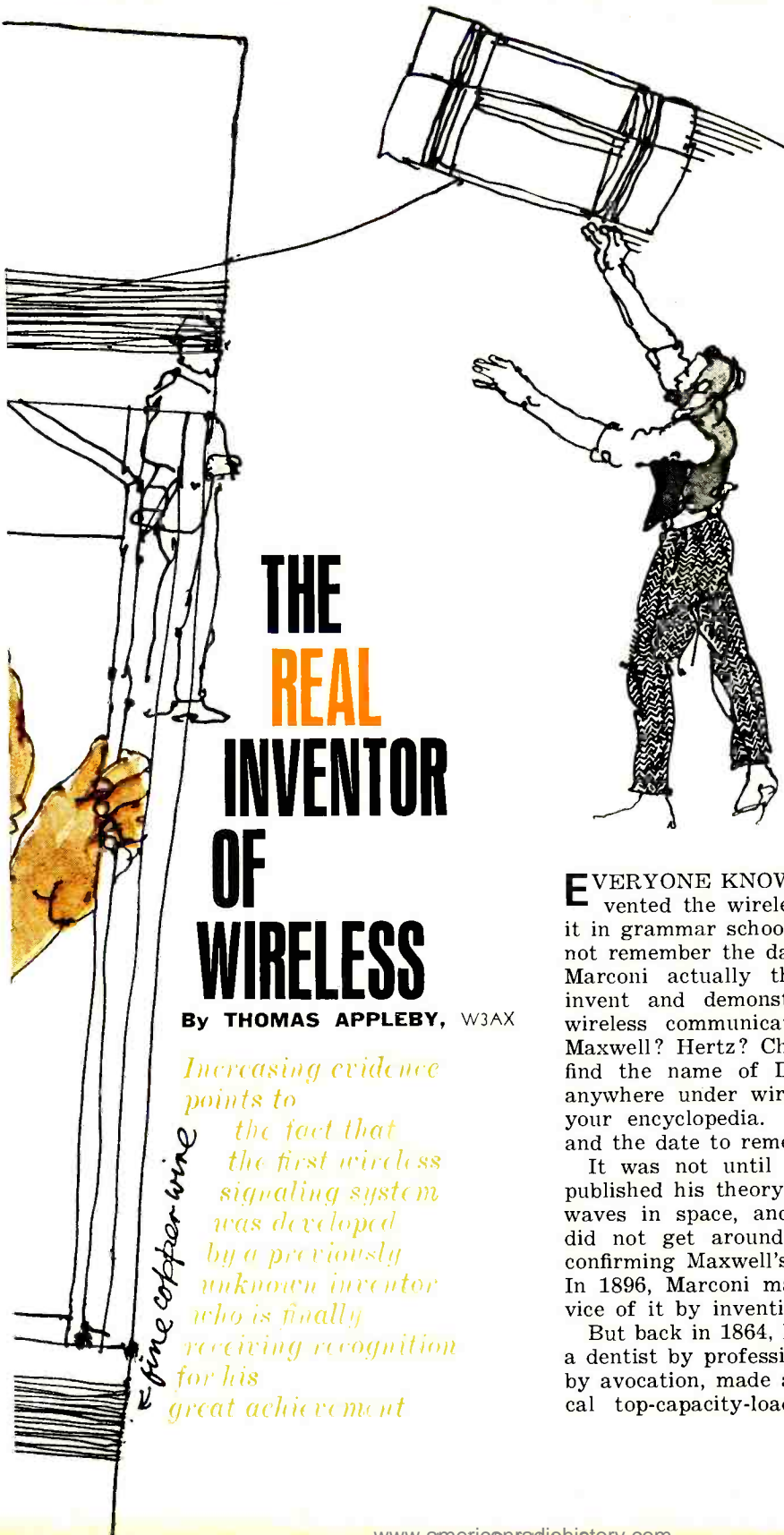
The Most Trusted Name In Electronics

"AUTOTEXT"—An RCA Trademark

six hundred foot aerial wire



Mahlon Dickins 1864



THE REAL INVENTOR OF WIRELESS

By **THOMAS APPLEBY**, W3AX

Increasing evidence points to the fact that the first wireless signaling system was developed by a previously unknown inventor who is finally receiving recognition for his great achievement

fine copper wire

EVERYONE KNOWS that Marconi invented the wireless. We are taught it in grammar school, although we may not remember the date—1896. But was Marconi actually the first person to invent and demonstrate a system of wireless communication? Who, then? Maxwell? Hertz? Chances are you won't find the name of Dr. Mahlon Loomis anywhere under wireless telegraphy in your encyclopedia. It belongs there—and the date to remember is 1864.

It was not until 1865 that Maxwell published his theory of electromagnetic waves in space, and Hertz apparently did not get around to experimentally confirming Maxwell's theory until 1887. In 1896, Marconi made a practical device of it by inventing the antenna.

But back in 1864, Dr. Mahlon Loomis, a dentist by profession and an inventor by avocation, made a sketch of a vertical top-capacity-loaded aerial with a

keying device and an indicator, all in series to ground. He also wrote a brief description of how the system would operate to "remit shocks (to the atmosphere) affecting a distant reciprocating apparatus."

At that time, Loomis had absolutely nothing relating to electromagnetic radiation that he could refer to for inspiration. He came up with a complete system of wireless communication before the natural phenomenon was known or understood. This is attested to by Dr. Loomis's own notebooks and other sketches, as well as old newspaper clippings.

On *July 30, 1872*, a patent (No. 129,971) was granted Loomis on his system by the United States Government.

The First Transmission. In 1866 Dr. Loomis went out to Bear's Den in the Blue Ridge mountains near Bluemont, Virginia, where he elevated a 600-foot aerial wire by means of a kite. He partially covered the kite with fine copper wire mesh connected to the aerial wire for top-loading purposes. This was the first instance of top-loading capacity being used with an aerial.

Between his aerial wire and ground connection, Loomis connected a keying device, which doubled as a spark-gap, and an indicating device. The aerial became charged from the overhead clouds and a "spark" occurred at the key points whenever the key was operated. Oscillations raced up and down the aerial wire, radiating electromagnetic waves into space.

An assistant of Dr. Loomis went to a spur of the Catoctin mountains 18 miles away, also in Virginia, just across a bridge over the Potomac at Point of Rocks, Maryland. There, an exact duplicate of the first station was set up. Both aerials were of exactly the same length and characteristics. While Loomis apparently did not understand high frequency currents—he may not even have known that they existed—he had a notion that both systems should be identical.

Starting at a given moment, and for a predetermined period of time, Dr. Loomis sent a series of impulses from Bear's Den by tapping the end of his aerial wire to the binding post of his

grounded indicating device. His associate 18 miles away had been instructed to disconnect the aerial wire from the duplicate instrument after the original "transmitting" period was over, and to tap back the exact number of impulses that had been received. At the same time, Loomis connected his aerial wire to his indicating device.

Dr. Loomis states in one of his notebooks that the exact number of impulses were received back from the distant station, and further that the series of transmissions was repeated a number of times for positive verification.

He also noted that when dark clouds gathered above his 600-foot aerial, too much electricity was collected from the atmosphere. There was so much electricity, in fact, that he had to shut down operations until the clouds moved away and weather conditions became more favorable.


The Time In Between. There are a few more dates for the encyclopedias and the history books. Numerous other similar experiments were conducted over a period of years, and in 1869 Dr. Loomis petitioned Congress for a grant of \$50,000 with which to commercialize his wireless system. This petition was shuttled from committee to committee for over a year, and then indefinitely postponed.

In 1873, the year after he received his patent, Dr. Loomis was incorporated by Congress as the Loomis Aerial Telegraph Company, with an authorized capital stock of \$200,000 and the privilege of increasing it to \$2,000,000 if the interest of the company should require it. The Bill was signed by President Ulysses S. Grant.

Dr. Loomis tried in vain to sell sufficient stock to put his invention to practical commercial use. His inability to do so was undoubtedly due to two national financial panics (so-called "Black Friday's") and the Great Chicago Fire which wiped out the fortunes of bankers in New York, Boston, and Chicago, who were about to finance him.

Nor would most people believe in him. He was so far ahead of his time that

(Continued on page 92)



“WATCHDOG” MOBILE MONITOR

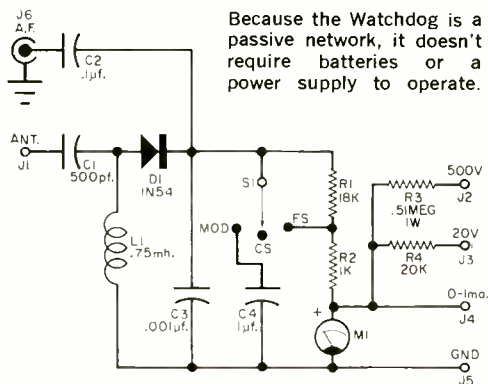
A real watchdog, this miniscule tester functions as a field strength meter, carrier-shift indicator, and modulation checker. The perfect companion piece for your mobile rig, it also measures voltages and current.

By **HOWARD BURGESS**

THE “WATCHDOG” is a self-contained, unpowered monitor to help you squeeze the last legal milliwatt out of your transmitter. The circuit was designed to enable measurement of relative field strength, determine if carrier shift is taking place, and give an audio check of modulation quality. As a bonus feature, the watchdog can serve as an emergency d.c. voltmeter. If you rush out and buy all new parts, you might be set back about \$9, but many—if not most—of the necessary parts are probably right in your junk box.

Construction. Because the greatest value of the *Watchdog* is in mobile operation, the circuit has been squeezed into a 2 $\frac{1}{4}$ " x 1 $\frac{3}{8}$ " x 4" aluminum box (Premier PMC-1002). A bigger—or even a smaller—aluminum box could be used, depending on the size of the 0-1 meter. A 1 $\frac{3}{4}$ " square face meter of the imported variety was used. These meters are commonly available and you should have no difficulty in duplicating the exact layout of the parts shown in the accompanying photographs.

Only two parts in the circuit need spe-



PARTS LIST

- C1—500-pf. mica capacitor
- C2—0.1- μ f., 200-volt capacitor
- C3—0.001- μ f. ceramic disc capacitor
- C4—1- μ f. low-voltage capacitor
- D1—1N54 diode
- J1, J2, J3, J4, J5—Phono tip phone jack
- J6—Miniature phone jack
- L1—0.75-mh. r.f. choke
- M1—0-1 ma. d.c. meter (1 $\frac{3}{4}$ " square)
- R1—18,000-ohm, $\frac{1}{2}$ -watt resistor
- R2—1000-ohm, $\frac{1}{2}$ -watt resistor
- R3—0.51-megohm, 1-watt resistor
- R4—20,000-ohm, $\frac{1}{2}$ -watt resistor
- S1—Single-pole, 3-position switch
- 1—1 $\frac{1}{2}$ " x 2 $\frac{1}{8}$ " x 4" aluminum box
- Misc.—Insulated tie point, wire, solder, etc.

cial attention. One of these is silicon diode *D1*, which must be suitable for detector operation up through 30 mc. Capacitor *C3* must be of the low-leakage variety (Mylar-type) and must have a capacity of at least 1.0 μ f. The voltage rating of *C3* is not important.

The components built into the circuit for voltage measurements are not an absolute necessity and may be left out if you wish. No effort was made to alter the meter scale; instead, a conversion table was pasted on the back of the box.

One final construction suggestion: after the case has been drilled and the meter hole cut out—but before the parts are mounted—spray-paint the box to match the interior colors of your car. Spray enamel paints are readily available at all automotive supply stores.


Operation. The *Watchdog* has three operating positions. With switch *S1* in the *FS* position, the watchdog becomes a field strength meter and will indicate the relative carrier level output of your transmitter. A short piece of wire plugged into the antenna jack, *J1*, is more than ample to drive the meter off-scale with even a 5-watt input CB rig. The *Watchdog* requires no tuning and will work on any of the ham bands up through 10 meters. With *S1* in the *FS* position, the *Watchdog* can be used to peak up the pi-network of your transmitter or tune your antenna for maximum efficiency.

When *S1* is in the *CS* position, the "talk power" of your transmitter is being measured, and the circuit has become a linear detector. It will be necessary to close-couple the output of the transmitter to the *Watchdog* by bringing a lead

from *J1* close to the transmitter. If the transmitter is well shielded, or very low powered, it may be necessary to place the end of the lead inside the case of the transmitter. The coupling between the *Watchdog* and the transmitter should be arranged so that the meter reads about 0.8 ma. The exact reading is not important—just be sure that the coupling is not too tight to damage the meter.

If the transmitter is properly modulated, the meter should have a slight upward kick for normal voice transmission. The movement of the meter needle should not be more than 10% of the unmodulated (about 0.8 ma.) value. A larger than 10% upward kick indicates overmodulation, and a downward shift says that the transmitter has insufficient drive to the final amplifier.

(Continued on page 84)



Parts placement depends on size of meter used. With a very small meter, lay out components as shown.



NOW! A UNIVERSAL CD IGNITION SYSTEM

By **MURRAY GELLMAN**

*Modified unit fits
12- or 6-volt cars,
including
positive ground ignition*

Because of the excellent response to the article on a "Transistorized Capacitor Discharge Ignition System" by Murray Gellman (POPULAR ELECTRONICS, June, 1965), the author has provided construction details to modify the basic 12-volt negative ground circuit for operation with 6- or 12-volt positive, or 6-volt negative ground ignition system. On page 71 you'll find some representative excerpts from our reader mailbag, with the appropriate answers.

THE EDITORS

WHETHER YOU ARE the owner of a foreign car with a 6-volt ignition system, or an American car with a 12-volt positive or negative ground ignition, you can now enjoy the advantages of increased gas mileage, quicker starting even in cold weather, longer life for breaker points and spark plugs, and more power at high speeds with a transistorized capacitor discharge ignition system. You can build the system from scratch for the car you presently own, and modify it later, if you wish, to fit any other car you might buy. The 12-volt negative ground system (and how to build it) was described in the June, 1965, POPULAR ELECTRONICS. The following instructions tell you how to modify the basic design to fit your car.

Six-Volt Negative Ground Ignition. The basic 12-volt transistorized capacitor discharge ignition system can be modi-

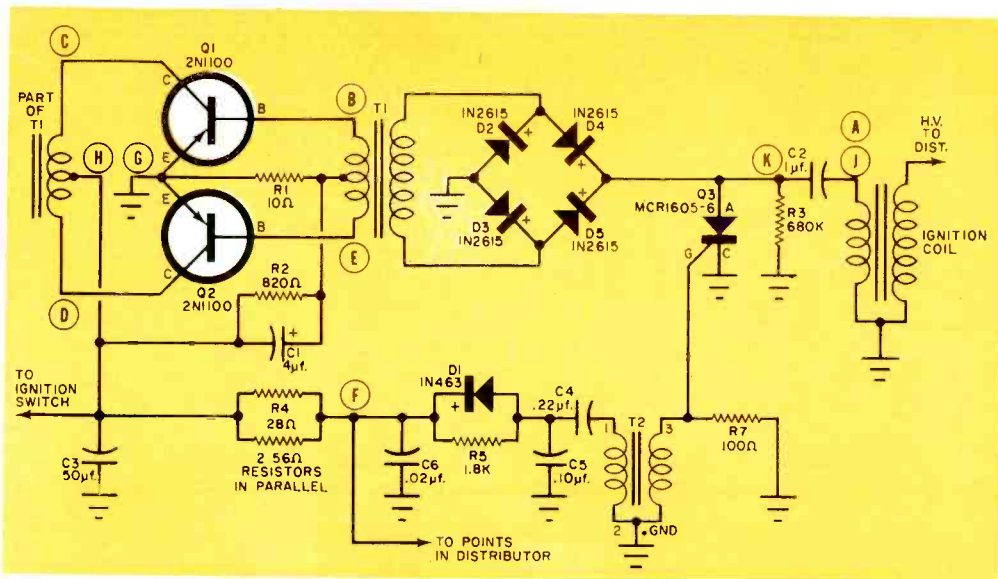
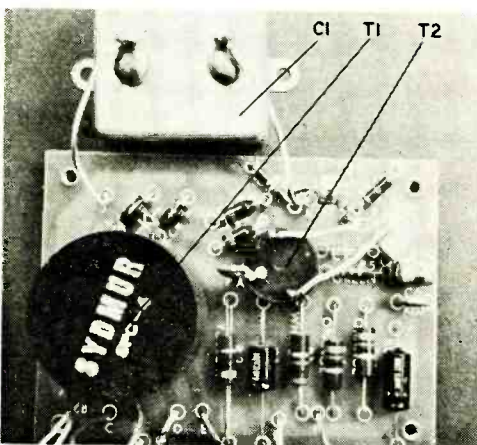


Fig. 1. In this positive ground ignition system, the d.c. resistance of pulse transformer T2 replaces resistor R6 in negative ground circuit. Also, positions of R1 and R2 are reversed, as is polarity of diode D1.



Component side of positive ground circuit board showing parts location and orientation. All components are color-coded, and the appropriate colors marked on the circuit board to facilitate assembly.

Positive Ground Ignition. To convert the 6- or 12-volt negative ground system to positive ground (see Fig. 1) using the same printed circuit board, the collector center tap must be removed from ground. This can be done by cutting the copper strip above and below the letter G with a single-edge razor blade. Hold a clean soldering iron—one having no solder on the tip—on the copper strip next to the letter G. Remove the strip using the razor blade. Drill a hole (using a ± 52

fied to operate on six volts by making the following changes: (1) add another 10-ohm resistor in parallel with R1; (2) add another 820-ohm resistor in parallel with R2; (3) short out R6 (27 ohms) by connecting a heavy jumper wire across it; and (4) replace the SPC-4 transformer (T1) with six-volt transformer SPC-4A (available from SYDMUR, P. O. Box 25A, Midwood Station, Brooklyn, N.Y. for \$14.95).

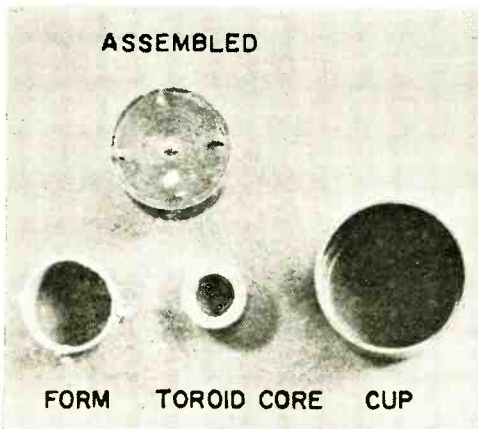


Fig. 2. Fabrication details of positive ground pulse transformer. Shown are a completely assembled unit, the ferrite toroid core, and coil assembly forms.

MORE ABOUT CAPACITOR DISCHARGE IGNITION SYSTEMS

- Q** Can I substitute a new ignition coil with a 250:1 turns ratio for my 100:1 coil now in the car?
- A** Yes, but you wouldn't gain enough to merit the extra cost. Your present coil used with a CD system will produce adequate voltage at all engine speeds.
- Q** Must the "condenser" across the breaker points be removed?
- A** No. It does no harm—leave it there.
- Q** I want to wind my own toroid transformer. How about revealing the winding details?
- A** Sorry, but this transformer is something special and a patent has been "applied for" to cover its construction.
- Q** What temperatures will the CD system withstand?
- A** It has been tested at 60 degrees below zero (F) and 200 degrees-plus under the hood.
- Q** Why no heat sinks on the transistors?
- A** The transistors are rated to operate above the ambient temperature under the hood, and, besides, the metal box acts as a heat sink.
- Q** Must I replace the distributor cap and ignition wiring harness?
- A** You might find it advisable to clean out the cap and check the harness for breaks or worn spots. Replacement is not a prerequisite.
- Q** Do I change the engine timing?
- A** No. Just be sure it meets the manufacturer's specs. The CD system will not upset the timing.
- Q** Must I use a printed circuit board?
- A** Why not? What have you got against space-age engineering?
- Q** I used your transformer in another CD circuit that I saw published this year. The transistors gave up the ghost. What happened?
- A** The toroid in this CD system was designed to match the transistors. Substitution could lead to a lot of headaches.

Fig. 3. Pulse transformer is wound on ferrite toroid core with 300 turns of bifilar-wound #40 Polyurethane insulated wire. Wire terminals are soldered to lugs on coil form.

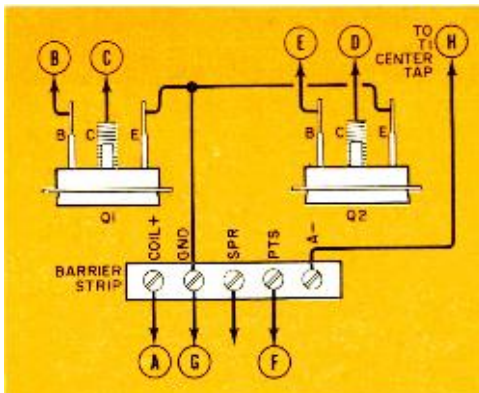
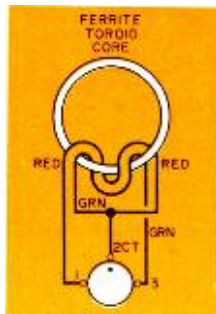


Fig. 4. Wiring details of transistors and barrier strip connections for positive ground ignition system. Terminal marked A— connects to ignition switch.

bit) in the copper strip $\frac{1}{4}$ -inch away from the end that was cut, and another hole near the letter Y in the ground strip. Then, using a #42 bit, drill a hole above the letter U on top of the printed circuit board; this hole is used to mount the pulse transformer (T2).

The pulse transformer is made by winding 300 turns of bifilar-wound #40 Polyurethane insulated wire on a $\frac{1}{2}$ -inch ferrite toroid core. (See Fig. 2.) After the wire is wound, it should be placed in a form and the leads connected to the lugs (see Fig. 3). The wire leads can be wrapped around the lugs without removing the insulation (the heat melts away the insulation), and then soldered. After this is done, the form is placed in a small cup form and filled with epoxy cement. (SYDMUR will supply the toroid, form, and cup form for \$2.50, or the completed pulse transformer for \$4.50.)

The pulse transformer reverses the polarity of the incoming negative pulse to the positive pulse that is required at the gate to make the SCR conduct. No attempt should be made to drop the B+ from the power supply in order to supply a positive pulse to the gate. This would

(Continued on page 96)



PARTS PROFILES

By DON LANCASTER

COMPONENTS OF THE MONTH

This is the second installment of our new "Parts Profiles" column which is intended to provide you with exciting information about unusual or little known electronic components and devices that are inexpensive, interesting, and useful. These products will usually enable you to build more interesting projects at less cost, in less time, and with improved performance. All items covered are available nationally or from at least one reliable source of supply.

THE EDITORS

PORTABLE 12-VOLT LEAD ACID BATTERY

A sealed, lightweight, completely rechargeable lead acid battery that never requires refilling with either water or electrolyte is now available. You can turn the Exide MF2 upside down and shake it—it won't leak. Weighing eight pounds, this 4" x 5" x 6" six-ampere-hour, 12-volt battery is ideal for camp lights, mine lanterns, portable power tools, and television sets. Combining the light weight and high power



normally found only in nickel cadmium cells costing twice as much, the MF2 features an entirely new design that overcomes the problem of *hydrogen formation* inherent in lead acid cells.

Of special significance is a new controlled charging concept. Since most of the hydrogen formed in the ordinary lead acid cell is due to the rapid charging, and consequent heating, of the battery, a special charger designed for the MF2 has overcome this problem by using a power transistor regulator to limit the maximum charging current to less than 0.5 ampere. The regulator automatically adjusts the energy applied to the battery to just the right amount required for the proper charge. To avoid violent destruction, both the charge and discharge rate should not exceed the manufacturer's specifications. For those *aficionados* who would rather build than buy the charger, free data sheets are available from the manufacturer. The cost of the charger is about the same, whether you build or buy—\$8.80.

Also available is a smaller battery, the MF1. It is rated at 6 volts and sells for about \$5 less than the MF2. However, if you are designing anything that requires more power than dry cells can provide, you will probably be better off with a 12-volt system which is generally preferable because of its compatibility with most automobile batteries and trickle chargers.

The MF2 battery is available from Exide Industrial Marketing Division, The Electric Storage Battery Co., Philadelphia 20, Pa., for \$22.30. The companion charger, Model MFC2, Catalog No. 95327, is available from the same source for \$8.80.

200-WATT SCR RUNS WITHOUT HEAT SINK

Here's a new low-cost SCR that looks like an oversized TO-5 transistor, mounts either on a printed board or on a special socket, and needs no heat sink. True, SCR's have been around for quite some time, but the new low price and unusually small size of this 1.3-ampere, 200-volt 2N3528 RCA unit



"on" and light the indicator lamp if the SCR being tested is good. The SCR is reset by depressing switch S2. If, during a test, the indicator lamp goes on immediately, before S1 is pressed, the SCR is shorted or is rated at well below 200 PIV. If the indicator fails to go on, the SCR is open. *A word of caution:* Observe proper connections and polarity when connecting the SCR. The SCR case is usually the anode—just the opposite of zeners and power diodes. If an "R" appears at the end of the part number, the case is the cathode.

If you've used SCR's before, you may want to try your hand with the dimmer circuit of Fig. 2. This is a full-range symmetrical dimmer with which you can operate a number of a.c.-d.c. loads not requiring more than 200 watts continuous or 250 watts intermittent operation. The dimmer handles regular incandescent bulbs as well as fluorescent lamps—provided that the fluorescent lamp is always started in the maxi-

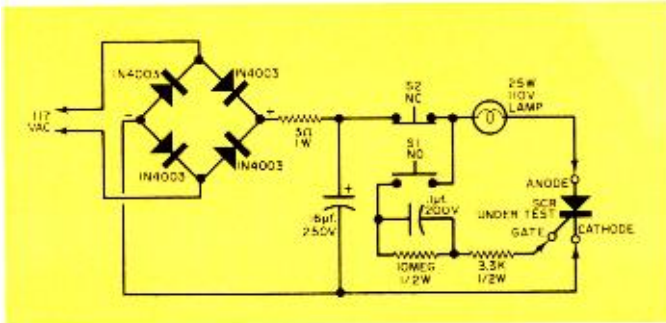


Fig. 1. Circuit of SCR demonstrator/tester suitable for observing operation of SCR's, and for SCR testing. The 117-volt, 25-watt lamp indicates the conduction of SCR under test when S1 is depressed. Switch S2 resets SCR.

makes it ideally suited for the experiment. If you've never "played" around with SCR's before, start with the simple demonstrator/tester with which you can learn some basic principles of SCR operation, and which can double as an SCR tester. The schematic of this unit is shown in Fig. 1.

When the circuit is used as an SCR tester, depressing S1 produces a momentary gate pulse that causes the SCR to latch

in the maximum position of the control, and the control is never varied to its lowest point. You can also use the dimmer to provide precise temperature control of a soldering gun or iron, so long as the maximum power rating of the SCR is not exceeded. The speed of small brush-equipped motors can be controlled with the dimmer, but it cannot be used with induction motors or loads specifically requiring a.c. only.

If you need more power, the RCA 2N3228 is the same SCR but in a bigger package. With a heat sink, you can run up to 5 amperes or 600 watts at 120 volts. The 2N3228 costs a penny less than the 2N3528. (See article entitled "Low-Cost SCR Motor Speed Control," in the December, 1964, issue of POPULAR ELECTRONICS.)

The 2N3528 SCR's are available at RCA semiconductor distributors for \$1.63. Also available, free, is RCA Data Sheet 2N3528 8-64 from an RCA distributor or from Radio Corporation of America, Electronic Components and Devices, Harrison, N.J.

(Continued on page 98)

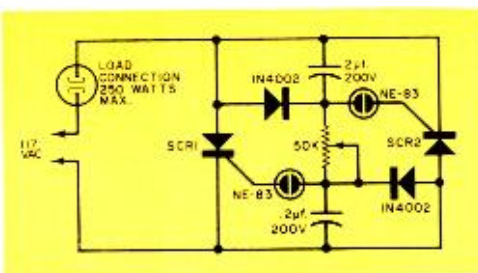



Fig. 2. Full-wave control can vary the speed of most small brush-equipped motors, and dim incandescent and fluorescent lamps not exceeding 200 watts.



BUILD A FAIL-SAFE TRANSISTOR POWER SUPPLY

By EDWARD NAWRACAJ and FRED FORMAN

*It halts runaway transistors . . . eliminates batteries . . .
restores itself instantly . . . and dead shorts can't kill it*

BY COMBINING a transistorized series-regulated power supply with a light-dependent resistor (*LDR1*), it is possible to obtain a fail-safe power supply that is regulated, short-proof, and self-restoring. There are no fuses to replace or circuit breakers to reset. Even a dead short across the load line cannot damage this power supply.

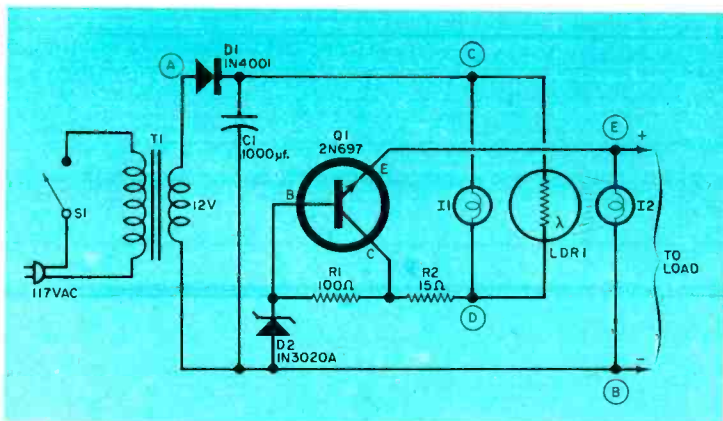
Before you say, "So what?" . . . keep in mind that short-circuited, series-regulated power supplies generally cause the base-emitter junction of the series transistor to rupture, and end further use of the supply until the transistor is replaced. This does not happen with the fail-safe supply.

The components selected enable this

supply to provide you with a 9-volt output at 0 to 100 milliamperes. It is ideal for transistor projects, radios and other 9-volt battery-operated devices whose current requirements do not exceed 100 ma.

In addition to the fail-safe feature, the supply tends to protect the devices being powered. Suppose you had a defect which could cause a runaway condition in one of your transistor projects . . . chances are that with a battery supply your transistors would draw destructive currents. With the fail-safe supply, maximum current is 100 ma. And, of course, a big advantage is that the power supply serves as a battery eliminator: it works off the 117-volt line.

An overload brightens I1 and darkens I2. You see I1 and LDR1 "sees" I2. If you don't remove the overload, the LDR biases Q1 to cut down the output current. Removal of overload darkens I2 and output voltage jumps back to normal.




An overload indicator quickly alerts you to operating conditions. Here's what happens. Under normal load conditions the indicator light I1, protruding through the top of the cabinet, is off and the output voltage is correct. Under excessive load conditions, I1 glows and the output voltage is down sharply. When you remove the excess load, I1 will stop glowing and the output voltage will come up to normal almost instantly.

How It Works. Diode D1 rectifies, and C1 filters the 12-volt a.c. output from T1. The main current path can be traced from the bottom of the secondary winding of T1 through the parallel path of

I2 and the load, through the emitter-collector circuit of Q1 through R2, through the parallel paths of I1 and LDR1, through D1, and finally back to T1.

A small secondary current path through R1 and zener diode D2, which is dependent upon the total effective resistance of all the other components and the load, establishes and varies Q1's base bias, which in turn varies Q1's dynamic resistance, the main current flow, the respective voltage drops across the various components in the circuit, and the load. Output voltage variations due to larger or smaller loads are compensated for by these changes in bias, so long as



Press-fit I2 into a grommet and position the assembly close to and "facing" LDR1. A wire loop holds the grommet in place. Observe polarity of diodes.

PARTS LIST

- C1—1000-µf., 25-volt electrolytic capacitor
- D1—50-PIV, 300-ma. diode (1N2482, 1N4001, or 1N2610)
- D2—10-volt, 1-watt, 10% zener diode (1N3020A)
- I1—18-volt miniature lamp (Sylvania 18ES or equivalent)
- I2—10-volt miniature lamp (Sylvania 10ES or equivalent)
- LDR1—Light-dependent resistor, 100 footcandle-100 ohms, (Sigma 4H6 or equivalent, available from Newark Electronics Corp.)
- Q1—2N697, 2N1420, or 2N1613 transistor
- R1—100-ohm, ½-watt resistor
- R2—15-ohm, 2-watt resistor
- S1—S.p.s.t. slide switch
- T1—Filament transformer: primary, 117 volts; secondary, 12 volts, 1 amp. or greater (Stancor P8130 or equivalent)
- 1—4" x 2 3/4" x 2" aluminum box
- 1—1 3/4" x 2 1/2" perforated circuit board
- Misc.—Transistor heat sink for TO-5 transistor housing (Thermalloy 2211 or equivalent), grommets (3), right-angle brackets (2), color cap for I1, line cord, output leads, wire, screws, etc.

the load does not demand more than the maximum 100 ma. of current.

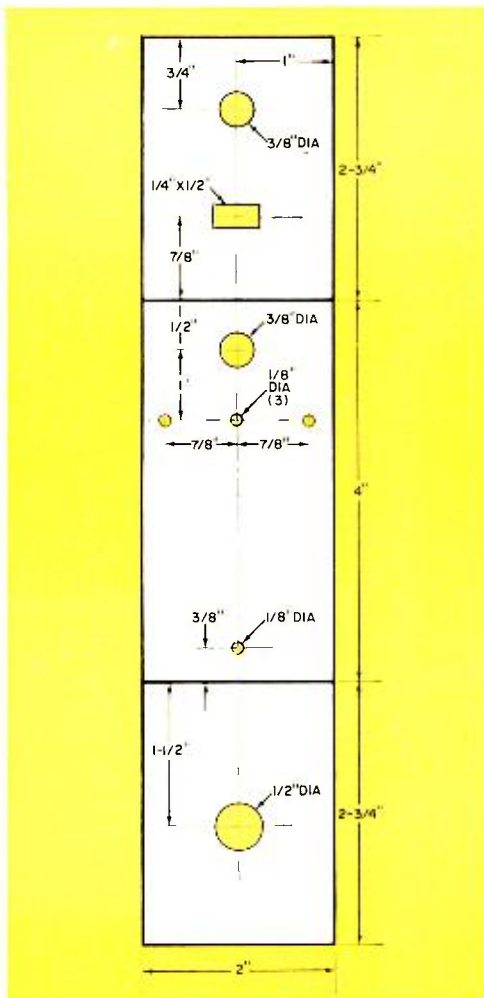
Excessive loads reduce *Q1*'s forward bias to a very low value and sharply limit the amount of main current flow. The resulting drop in voltage across the load extinguishes *I2*. The loss of light on *LDR1* increases its resistance and further limits the main current flow. The voltage drop across *LDR1* is now sufficient to light *I1* and alert you to the overloaded condition.

When the excessive load is removed, current flow through *I2* will increase sufficiently to once again illuminate *LDR1*, reduce *LDR1*'s resistance, and increase *Q1*'s forward bias. This servo-like action has a regenerative characteristic and quickly responds to almost instantaneous load variations.


Construction. Prepare a 2" x 2 3/4" x 4" aluminum box as shown and install the three grommets, switch, transformer and *I1*. Preassemble all the other components on a 1 3/4" x 2 1/2" perforated phenolic or other suitable circuit board. Transistor *Q1* should be enclosed in its heat sink before you mount it on the board.

Pressure-fit *I2* into a grommet and position it close to and "facing" the sensitive side of *LDR1*. Stand the grommet upright on the board and tie it into place with a small length of bare wire.

Now attach two small right-angle brackets to the edge of the board as shown. Because some of the negative leads are connected to one bracket and some to the other, this circuit is com-



Drill holes in the outer portion of the aluminum box as shown. The size of the rectangular opening can be modified to accommodate any s.p.s.t. switch.



Preassemble the circuit board and install after S1, I1, and T1 (in that order) are mounted. Connect all leads and check the circuit before closing box.

pleted when the board is fastened to the box. Therefore, you should avoid contact between the box and the positive lead or the load.

Install the subassembly in the box, and hook up the transformer, line cord, and output leads. Double-check to see that all wire and components are properly arranged so that there are no unwanted short circuits.

You can now plug in the unit and check its operation. Touch the output leads together and watch the action. Do the same with the leads apart. If you followed instructions, the action will be as described.

-30-



ON THE CITIZENS BAND

By **MATT SPINELLO**, KHC2060, CB Editor

A TORNADO accompanied by heavy rain and hail slashed into the mountains of Colorado last June. As rivers began to rise and a dam broke along the Arkansas River, portions of Southeastern Colorado were alerted to expect high winds and flooding. There was flooding also from the Fountain River, and since both rivers meet in Pueblo, Colorado, the inhabitants of that city were presented with a highly dangerous situation.

COLORADO
CB'ERS
REACT

At 3:30 p.m., on June 17, the Pueblo Citizens Band Radio Club was called upon to put its REACT team into action. Their first assignment was to warn the families of Pueblo to evacuate and head for the shelters that had been prepared for them. The REACT team quickly set up a chain of communications relaying warnings to La Junta and Lamar, Colorado (100 miles from Pueblo), and an additional link to Fountain, Colorado, where the flood waters had started their race to Pueblo. This enabled CB'ers from Fountain to initiate an "early warning system" on the crest waters to come.

As the aftermath of a tornado in the mountainous regions of Colorado, southern cities like Pueblo were plagued by flooding, high winds, and heavy rain. Hundreds were left homeless, dams and bridges were broken, and debris was scattered for miles.

The REACT CB'ers also established a communications system at Red Cross headquarters and stationed CB mobiles at all of the city's bridges in order to warn motorists. Some of the bridges had cracked under the strain of high waters; others were being flooded. CB'ers standing by at each point relayed information to other monitoring units, enabling all to advise motorists which routes not to use and which were passable.

The crest of the flood reached Pueblo just before 11 p.m., destroying several homes and leaving hundreds homeless. Near midnight the CB'ers rushed a boat to pick up children who had been cut off by the flood; and rescues and emergency assists continued throughout the night. Additional communications were set up to back up amateur radio systems; and on the morning of the 18th the Civil Defense director of Pueblo County contacted CB control asking for assistance due to a loss of communications. The REACT'ers quickly created a relay link from Pueblo to Colorado Springs (40 miles north) to pass on information and inquiries regarding missing persons.

The emergency extended into the afternoon hours of the 18th, by which time many

The Pueblo CB Radio Club's REACT team provided several vital communications links during the flood, as well as assisting in clean-up operations. Club president Hank Rail shook hands with the vice president, Al Phelps, after the emergency was over.



of the CB'ers had racked up some 25 volunteer hours without sleep or a break. On the morning of the 19th, the same CB'ers were involved with the clean-up process. They also assisted in relocating families and reporting on damage caused by the flood.

Congratulations to the Pueblo Citizens Band Radio Club and its REACT team.

Majority Equals "Nine." Several qualified sources of information have given strong indication that the long-disputed National Calling Channel situation has now come to rest where POPULAR ELECTRONICS first proposed it might in 1961. One of the obvious drawbacks to some in switching to channel 9 was that CB'ers had grown used to placing their calls on channels that became popular in their own areas before word spread across-country that there should be a National Calling/Monitoring/Emergency Channel. Moreover, some areas were so crowded with traffic on channels 7, 9, 11 and 15 that many CB'ers were reluctant to give up their quiet, cozy corner on channels 2 or 22, for instance.

While acceptance of channel 9 was nearly seven years in coming, the idea never really got lost in the shuffle. But it did have its growing pains! The first promoters of channel 9 date back as far as 1959, most of them organized CB clubs whose single-sheet bulletins of yesteryear have grown into the leading CB newspapers passed around the country today. The monthly pleas by these publications for members to accept channel 9, or at least come to an agreement on which channel should be adopted, have now mostly subsided. For nearly a year reports have substantially verified the switch to 9, some of them prompted by an order issued to more than 600 REACT teams last September, advising that channel 9 would be a required 24-hour-a-day National Emergency Channel as of January 1, 1965.

And, finally, the introduction of a Highway Emergency Locating Plan (HELP) by the Automobile Manufacturers Association appears to have cinched the majority nod to channel 9 for a National Calling and Emergency Channel. In its proposal to blanket the country's highways with emergency communications monitoring, primarily to aid motorists, the AMA accepted channel 9 for such purposes. The latest word received indicates that a steady stream of individuals and service-minded CB clubs have requested information on joining HELP, with additional hundreds already assigned to the operation.

Club News. The ultra-neat, well-equipped shack shown on this page is commanded by REACT Captain Jack Forbing (CB'er, KHC2683; Amateur, K9LSB; and Short-Wave Listener, WPE9AMH). Jack heads the 11-Meter Communications Squad, Inc., Fort Wayne, Ind., and monitors channel 9 on a 24-hour basis. Other officers of the squad include Dee Northcutt, KLJ2814, first lieutenant; Carl Snyder, KHD7314, second lieutenant; and Denver Druessedow, KLJ1176, treasurer.

The Citizens Communications Club of Savannah, Ga., is promoting a new slogan: "The Big 'M' is here!" Their reference is to the "Savannah Monitor," a monitoring center intended to handle emergency communications within 100 miles of Savannah. Located on the 14th floor of the Drayton Towers, the center is licensed under the assigned call KKN2913. In addition to monitoring for tourists in need, it will operate in conjunction with fire and police departments and will tie in with Civil Defense when and where needed. The Monitor's christening ceremony was covered by newspaper, radio, and television.

The Carrier Breakers, Livonia, Mich., are now geared to have up to 100 radio-equipped cars on emergency assignments over a 135-square-mile area within six minutes after notification. According to Jack D. Keehn, president, such short notice is possible because the 150 members are all serious, public-spirited users of Citizens Band radio. William Gourieux, chairman of the emergency committee, explains that all search or rescue operations can be controlled from his base, covering the areas of Livonia, Redford Township, Inkster, Garden City, Dearborn Heights, and portions of Southfield and Detroit. This spread has been divided into four areas with teams of four vehicles assigned to square-mile areas. The club also has a CB radio-equipped airplane for use in search operations.

The Queen City 5-Watters Radio Club, in
(Continued on page 100)



REACT Captain Jack Forbing of 11-Meter Communications Squad, Inc., is shown monitoring channel 9.



SHORT-WAVE LISTENING

By **HANK BENNETT**, W2PNA/WPE2FT
Short-Wave Editor

WRUL SCORES A RADIO "FIRST"

STATION WRUL, *Radio New York Worldwide's* international outlet, scored a "first" recently when it was invited to beam broadcasts to Germany and France via the *Early Bird* satellite by RCA Communications, Inc. It became the first radio station in America to participate in an international broadcast experiment.

The WRUL program to Germany used the facilities of *Hessischer Rundfunk* whose headquarters are in Frankfurt. As part of the experiment, the Frankfurt network returned the identical broadcast, also via the *Early Bird*, to the receiver station in Andover, Maine, for WRUL. A comparison is being made of the technical quality of the broadcast transmitted against the technical quality of the broadcast received. The WRUL program to Paris, arranged with the cooperation of *Radiodiffusion Francaise*, was handled in the same way.

The experiment also illustrated the receivability of diversified content. There was a live organ recital on the famed Mormon Tabernacle organ in Salt Lake City by Alexander Schreiner, and the Mormon Tabernacle Choir which performed in the first *Telstar* broadcast was heard. In the French broadcast, a portion of the U.N. Security Council debate on the Dominican Republic featured an address by Roger Seydoux, French Ambassador to the United Nations.

"Hanoi Hannah." During World War II, many American servicemen fighting in

Europe and the South Pacific were well acquainted with the sugar-and-honey voices of "Axis Sally" and "Tokyo Rose." During the Korean conflict, another girl decided to make herself known to the lonesome GI's via the air waves as "Seoul City Sue." The two latest are "Hanoi Hannah" and "Hanoi Hattie," who are trying in vain to convince American forces to go home—from Viet Nam. Evidently they are young North Vietnamese girls. Has anyone actually heard them on the air?

Australian Time Station. In the April issue we listed a new Australian time station with the call VMG. The correct call-sign is VNG. Also, we have since learned that the station operates from Lyndhurst in Victoria on 5425 and 7515 kc. at 0715-1700 and on 7515 and 12,005 kc. at 1715-0700.



Glenn Wyant of St. Catharines, Ontario, Canada, has a record of 31 countries verified out of 86 heard—to date. Featured in Glenn's listening post is a Hallicrafters SW-500 and a R1155A war surplus receiver, plus lots and lots of QSL cards.

Mike Byers, WPE4IKW, Shelby, N.C., (left), has an impressive total of stations logged—8212. His primary receiver is a Lafayette KT-135, but he covers 10 meters with a GI-025 Command receiver.

English-Language Newscasts to North America

All of the stations below specifically beam English-language newscasts to the U.S.A. The times may vary a few minutes from day to day.

COUNTRY	STATION	FREQUENCY (kc.)	TIMES (EST)
Argentina	Buenos Aires	11,780, 9690, 6090	2200, 0100 (Mon.-Fri.)
Australia	Melbourne	17,840, 15,220	2030, 2130, 2230
		9580	0745
Bulgaria	Sofia	9700	1900, 2300
Canada	Montreal	15, 190, 11,725, 9625	1800 (E. Coast)
		9625, 5970	0230 (W. Coast)
Congo (East)	Leopoldville	11,755	1630
Congo (West)	Brazzaville	15,370, 11,930	1430
Czechoslovakia	Prague	11,990, 9795, 7345, 7120, 5930	2000, 2230
Denmark	Copenhagen	15,165	0730
		9520	2100
West Germany	Cologne	11,925, 11,795, 9735	1010
		9640, 6075	2040
		9735, 6145	0000
Hungary	Budapest	9833, 7215, 6234	1930, 2030, 2200, 2330
Italy	Rome	11,905, 9630	1930, 2205
Japan	Tokyo	15,135, 11,780	1900
Jordan	Amman	9560	2000
Lebanon	Beirut	9710	2130
Netherlands	Hilversum	15,425, 11,730	1100 (Tues., Fri.)
		9715, 6085	1535 (Tues., Fri.)
Netherlands Antilles	Bonaire	9590	2030
Portugal	Lisbon	6185, 6025	2100, 2245
Romania	Bucharest	11,940, 11,810, 9590, 9510, 6190, 6150	2330, 2200, 2030
Spain	Madrid	11,715, 9615, 6140	2200, 2100, 2000
Sweden	Stockholm	15,195	0900
		11,805	2215, 2045
Switzerland	Berne	9665, 9535, 6120	2015
		9665, 9535	2315
Turkey	Ankara	15,165	1700
United Kingdom	London	15,300, 11,860	1100
		9610, 6195	1700, 1800, 1900, 2100
U.S.S.R.	Moscow	15,180, 15,140, 9730, 9660, 9640, 9630, 9570, 9540, 7360, 7330, 7320, 7310, 7290, 7250, 7240, 7230, 7200, 7150, 7130, 6070 (all channels not in use at any one time)	1730, 1900, 2000, 2100, 2300, 0045
Vatican City	Vatican City	9645, 7250, 5985	1950


The signals are a series of pips sent out at one-second intervals, with the minutes marked by the elimination of the 59th pip. A recorded voice identifies the station during the first minute of each hour. The equipment is housed in the Post Office Department's speaking clock installation at the City West Telephone Exchange in Melbourne and is connected to Lyndhurst by landline. Scattered reports from various points indicate that this station is being heard in North America.

KYW Returns to Philadelphia. The transfer of KYW, Cleveland, Ohio (1100 kc.)

back to Philadelphia, Pa. (1060 kc.) caught numerous medium-wave DX'ers without a verification from the Ohio location. Your Short-Wave Editor, too, was surprised while vacationing in Michigan to hear the "home town" station (WRCV) sign as KYW. Although we knew the move was coming, we had forgotten the actual transfer date.

Station KYW, which originally opened in Chicago, Ill., is now one of the East Coast's 50,000-watt stations. The Cleveland, Ohio, area is currently being served by WKYC, reportedly the most similar call-sign available.

(Continued on page 110)



AMATEUR RADIO

By **HERB S. BRIER**, W9EGQ
Amateur Radio Editor

ADDING AUDIO PUNCH TO PHONE TRANSMITTERS

ANYONE who has observed the signal from a conventional AM or SSB transmitter on an oscilloscope knows that if the microphone gain control is adjusted so that the highest modulation peaks just reach 100% modulation on AM, or are just below the flat-topping point on SSB, the average modulation level is quite low. Unfortunately, the weaker voice sounds contain much of the spoken intelligence, but if the gain control is turned up to make them stronger, the stronger peaks overdrive the transmitter audio system. This, in turn, generates bad distortion and a broad signal that causes severe interference to stations operating on adjacent frequencies. Even worse, cranking up the gain control doesn't really improve the readability of the transmitted signal.

What is needed is an amplifier that will amplify the weaker speech components more than the strong ones without introducing objectionable distortion in the signal. One way of attacking the problem is with an audio compression amplifier. Such units amplify weak signals below a certain threshold level fully; signals above this level actuate a fast-

acting automatic gain control system to reduce their peak amplitudes drastically.

In theory, a well-designed compression amplifier can boost the weaker speech components as much as 30 db more than the stronger peaks before the distortion becomes objectionable. But how well does theory translate into practice? Testing it out with a Galaxy audio compression amplifier, we obtained the following results.

When the compression amplifier was connected between the microphone and the microphone input jack of an SSB transmitter like the Hallicrafters HT-37 or the Heathkit "Apache"/SB-10 combination (neither of which contain built-in compression circuits), turning on the amplifier had about the same effect on signal reports as turning on a high-power linear amplifier. Both local and DX stations invariably reported that the signal sounded one to one-and-a-half "S" units stronger with the compressor amplifier turned on. (In all checks, the output of the transmitter was monitored with a cathode-ray oscilloscope to insure that the peak output levels were exactly the same with the

Jim Peterson, WNØLVM, and his daughter, Heide, WNØLVN, of Aurora, Colo., are graduates of the Denver Radio Club Novice Class. Between them they have worked 19 states and Canada on the 80-, 40- and 15-meter Novice bands using a Johnson "Viking II" transmitter and a home-built one, and two receivers—a Gonset "Sixty-Three" and a Hallicrafters S-77. Jim and Heide will receive a one-year subscription for submitting this winner in our Amateur Station of the Month contest. If you would like to enter the contest, send us a clear picture of your station, preferably with you at the controls, accompanied by some details on your ham career and on the equipment you use. Even if your photo doesn't win, we will publish it if space permits. Entries go to the Amateur Photo Contest, c/o Herb S. Brier, W9EGQ, Amateur Radio Editor, Box 678, Gary, Ind. 46401.

AMATEUR STATION OF THE MONTH



Dr. Morris Rosenberg, WB2MOJ, Mt. Vernon, N.Y., took 41 years to become a ham. His son, WN2NOW, who uses the Heathkit DX-60 on the right, required a similar number of days. See "News and Views."

Mike Kersenbrock, WH6FON, of Kaneohe, Hawaii, (below), hasn't found being over 2000 miles from the next state much of a handicap. He made over 150 contacts in his first few months on the air.



improve the effective power of phone signals but not as dramatically as the more elaborate unit.

Getting Help in Code and Theory. Every now and then, we receive a complaint that old-timers refuse to help newcomers. In fact, I have a letter before me now from a brand-new General, who claims that none of the local hams would help him; so he got his Novice and General licenses in less than a year on his own. Obviously, the writer didn't need personal help. But the help was *available* to him for the asking, because his local amateur radio club conducts a number of amateur code and theory classes a year. Of course, not all hams are willing to spend the time to help newcomers for a number of reasons, but it is very seldom that a prospective ham who needs help cannot get it by asking for it courteously.

compressor amplifier in or out of the circuit.)

When the compressor amplifier was used with an SSB transmitter containing a built-in a.l.c. circuit—as all currently available SSB transmitters and transceivers do—the results were less spectacular; the average listener reported about half an "S" unit improvement, and about one in four could hear no improvement at all.

The compressor amplifier works equally well on conventional AM transmitters if their audio systems are capable of handling the increased average power contained in a compressed signal. In simplest terms, if the transmitter is capable of 100% modulation without strain and it does not contain a built-in speech compressor, a good external compression amplifier will add audio punch to its signal. But if the audio system is skimpy to begin with, the compression amplifier simply makes the audio sound as if you had a hot potato in your mouth.

The Galaxy audio compression amplifier would probably be classified as a "deluxe" unit, because it contains five transistors and six diodes in a fairly elaborate circuit and has a \$24.95 price tag, less the internal 9-volt battery and the optional a.c. power supply. The unit is available from Galaxy Electronics, 10 S. 35th St., Council Bluffs, Iowa 51504, and from many amateur radio distributors.

A number of manufacturers offer simpler compression amplifiers usually containing a pair of transistors and a couple of diodes and selling in the \$15 price bracket. These simpler units, such as the WRL CA-27, also

The first step is to check the list of ham clubs offering help to prospective amateurs in the current issue of *POPULAR ELECTRONICS' Communications Handbook*. If there isn't any club near you, visit the local radio and electronics emporiums, etc., until you get the name of a nearby ham. Then call him on the telephone at a reasonable hour of the day, introduce yourself, and ask if you can make an appointment to meet him, see his station, and talk over your problems. If the first ham you contact can't help you, he will undoubtedly be able to refer you to someone who *can* give you a hand.


When you get an appointment, be there on time, and be neatly dressed—not looking as if you had just finished greasing a locomotive. And don't bring a bunch of uninvited friends with you. Remember you are visiting a man in his home, and the impression you make on him (and his wife if he is married) will probably determine whether you are ever invited back. And when you get in the ham shack, keep your hands off the dials until you are invited to tune the re-

(Continued on page 102)

New Radio Shack Solid-State Modules for Kit-Builders!

**NOW OVER 70 STORES
COAST-TO-COAST**

ARIZONA
Phoenix — 3905 East Thomas Rd.
CALIFORNIA
Bakersfield — 1308 19th St. 322-8443
LOS ANGELES:
Ladera Shopping Center — 5305 Centinela Ave.
Inglewood — 501 W. Katella Ave. 776-9540
Downey — Stonewood Shop. Ctr. 923-1709
La Habra — 1511 West Whittier Blvd.
Mission Mills — 10519 Sepulveda Blvd. 365 3118
Santa Ana — Bristol Plaza Shop Ctr. 1212 South
Bristol. 546-5700
Torrance — 22519 Hawthorne Blvd.
West Covina — 2516 E. East Workman Ave.
West L.A. — Pico Blvd. Jt. Overland. 837-7141
SAN DIEGO (La Mesa) — Grossmont Shop. Ctr. 465-4062
LONG BEACH — 3976 Atlantic Ave. 426-7514
OAKLAND (San Leandro) — Bay Fair Shop. Ctr. 278-5200
SACRAMENTO — 600 Fulton Ave. 483-2707
COLORADO
DENVER — 798 South Santa Fe Dr. 733-7933
CONNECTICUT
NAMES — Hamden Mart Shop. Ctr. 288-7911
NORWICH — Manchester Shopping Parade. 649-5247
NEW HAVEN — 92 York St. 787-7123
NEW LONDON — New London Shop. Ctr. 442-0522
STAMFORD — 29 High Ridge Rd. 325-4371
WEST HARTFORD — 39 So. Main St. 236-5441
ILLINOIS
CHICAGO — Evergreen Plaza at 95th St. 636-9796
MAINE
PORTLAND — Pine Tree Shop. Ctr. 773-7071
MASSACHUSETTS
BOSTON:
157 Washington St. 523-4719
584 Washington St. 426-3431
110 Federal St. 426-3997
BRAINTREE — South Shore Shop. 843-9300
BROCKTON — Westgate Mall. 598-5327
BROOKLINE — 730 Commonwealth Ave. 734-1000
CAMBRIDGE — Fresh Pond Shop. Ctr. 491-2925
FRAMINGHAM — Shoppers' World. 872-6469
LOWELL — Central Shop. Plaza. 455-5469
SAUCUS — N. L. Shop. Ctr. 235-5350
SPRINGFIELD — 1182 Main St. 734-2189
WEST SPRINGFIELD — Century Shop. Ctr. 732-4433
WORCESTER — Lincoln Plaza. 757-9030
MINNESOTA
ST. PAUL — 473 North Snelling. 222-4801
MISSOURI
ST. LOUIS — 1125 Pine St. 241-1125
NEW HAMPSHIRE
MANCHESTER — 1247 Elm St. 669-1303
NEW MEXICO
ALBUQUERQUE — 631 Lonas. N.E. 266-5722
NEW YORK
BINGHAMTON Westall — Vestal Shopping Plaza. 729-1525
BUFFALO (Clarence) — Transilawn Shop. Ctr. 632-7111
NEW YORK — 1126 Ave. of the Americas. 687-4482
SCHENECTADY (Rochester) — Shoppers' Shop. Ctr.
355-9740
SYRACUSE — 3057 Erie Blvd. East. 446-4990
OHIO
CINCINNATI — 852 Swinton Ctr. 631-4570
OKLAHOMA
OKLAHOMA CITY — Mayfair Shop. Ctr. 943-8491
TULSA — 2730 South Harvard. 742-2255
OREGON
PORTLAND — 1928 N.E. 42nd St. 261-4842
PENNSYLVANIA
PHILADELPHIA:
2327G Cottman Ave. Rossvell Mall. 338-4711
1128 Walnut St. 923-2198
RHODE ISLAND
CRANSTON — 1301 Reservoir Ave. 942-6600
EAST PROVIDENCE — Shoppers' Town. 434-5672
TEXAS
ABILENE — 2910 North First St. 673-8169
ARLINGTON — Collins at Park Row. 277-3151
BROWNSVILLE — 847 S.E. Elizabeth St. 546-6156
DALLAS:
1601 Main St. 741-6279
Medallion Center. 353-6236
125 Wynnewood Village. 918-3201
FORT WORTH:
1515 So. University Dr. 335-4705
800 East Berry St. 327-7878
3524 East Denton Highway. 831-1951
HOUSTON:
6548 Gulf Freeway. 643-4731
2315 Travis St. 523-0871
322 Northline Mall. 637-7914
Belaire — 4759 Cornett. 667-5190
SAN ANTONIO — 150 Wonderland Shop. Ctr. 735-9167
SHERMAN — 1620 Highway 75 North. 892-8553
WACO — 1016 Austin Ave. 752-7739
VIRGINIA
ARLINGTON — Washington Lee Shop. Ctr. 524-5422
WASHINGTON
SEATTLE:
2028 13rd Ave. 682-5280
837 N. E. 110th St. 364-8670



• Screw Terminal Connections!

• Mount in Any Position!

Made in U.S.A.

- A** Wireless Phono Oscillator Module: designed to play your phonograph directly through a radio without connecting wires. 27-257 4.95
 - B** Intercom Amplifier Module: custom-build a modern, convenient intercom system for your home or office. 27-254 4.95
 - C** "Baby-Sitter" Amplifier Module: gives real peace of mind; even lets you monitor sound of baby's breathing. 27-256 4.95
 - D** Phonograph Amplifier Module: designed for use with crystal or ceramic cartridge. 2 watts peak power. 27-261 4.95
 - E** Telephone Amplifier Module: permits "group-listening" to a phone conversation; talk with hands free. 27-260 4.95
 - F** Super High-Gain Amplifier Module: for use as a hearing aid, audio signal tracer, "eavesdropper", etc. 27-251 4.95
 - G** Power Amplifier Module: the ideal amplifier to use with tuners, microphones, paging systems, or as signal tracer. 27-253 4.95
 - H** Guitar Amplifier Module: can be used with guitars or any stringed instrument. 2 watts peak power. 27-255 4.95
- AC Power Supply Module:** converts 115 VAC to 6 VAC, 1 amp. Use with rectifier-electronic filter (below). 27-258 1.95
- Rectifier-Electronic Filter Module:** provides dual DC output from AC power supply. 6 VDC; 24V max., 1 amp. 27-259 3.95

Optional Accessories for Modules Above

Cat. No.	Description	Key Letters	Each
27-1430	Loopstick Antenna	A	.59
23-465	"C" Cells (4 required)	A	.14
27-1437	Battery Holder (2 required)	A, G	.25
23-006	6V Lantern Battery	B, C, D, E, G, H	1.05
27-258	AC Power Supply	B, C, D, E, G, H	1.95
27-259	Rectifier-Electronic Filter	B, C, D, E, G, H	3.95
40-1203	4" Speakers (2 required)	B	1.99
27-1384	4PDT Switch	B	.49
27-066	500Ω Control w/Switch	B	.79
40-219	8" Extension Speaker	C	8.95
27-1264	100-Ft. Speaker Wire	C	2.39
33-100	Lapel Microphone	C, F	1.89
27-212	500K Control w/Switch	D, E, F, H	.79
40-1213	8" Speaker	D, E, G, F	3.99
44-533	Telephone Pickup	E	.99
33-180	Headphone	F	1.98
23-468	Penlight Batteries (2 required)	F	.10
27-1433	Battery Holder	F	.22
33-918	Dynamic Microphone	G	8.95
33-115	Contact Type Microphone	H	1.49

**MAIL
TODAY TO
NEAREST
RADIO
SHACK
STORE**

Please send FREE 1966 Radio Shack Catalog! PE-1065

Please send by return mail the Modules and Accessories I have listed below. I enclose \$_____, which includes 50¢ for handling and postage anywhere in the U.S.A.

Name (please print) _____

Street _____

City _____ State _____ Zip _____

CIRCLE NO. 40 ON READER SERVICE PAGE

Olson

* **FREE**

Fill in coupon for a **FREE** One Year Subscription to **OLSON ELECTRONICS' Fantastic Value Packed Catalog—Unheard of LOW, LOW PRICES on Brand Name Speakers, Changers, Tubes, Tools, Stereo Amps, Tuners, CB, and other Values. Credit plan available.**

NAME _____
ADDRESS _____
CITY _____ ZONE _____ STATE _____

If you have a friend interested in electronics send his name and address for a **FREE** subscription also.

**OLSON ELECTRONICS
INCORPORATED**

406 S. Forge Street Akron, Ohio 44308

CIRCLE NO. 36 ON READER SERVICE PAGE

THE NEW EMPIRE 888P CARTRIDGE

So-re-me-fa-so-la-te-do

THE LIVING CARTRIDGE

Listen to its unbelievable frequency response that spans the complete orchestral spectrum one full octave above and below the fundamental range of any musical instrument. No other cartridge series can reproduce the entire musical range as precisely and with such clarity as the Empire 888, 888P or 888PE. See your Hi Fidelity dealer today and hear it live. For complete literature write Empire Scientific Corp., 845 Stewart Ave., Garden City, N.Y.

 **EMPIRE**

CIRCLE NO. 14 ON READER SERVICE PAGE

MOBILE MONITOR

(Continued from page 68)

The last switch position is for a modulation check (*MOD*). The *Watchdog* circuit has now become an r.f. voltmeter with a time constant long enough to show audio modulation peaks. The coupling between the *Watchdog* and the transmitter must be adjusted to give a meter reading of about 0.5 ma. (unmodulated carrier). On high level modulation peaks, the meter reading may almost double; and on positive modulation, the peaks should reach the 100% (1.0-ma. point).

The operator can check his own modulation quality by plugging a headset into the *A.F.* jack on the front panel of the *Watchdog*. Turn *S1* to the *CS* position, and what you will hear in the headset will be a perfect reproduction of the signal being transmitted. At your home station, the output of this jack can be used to feed an oscilloscope to look for residual a.c. hum, parasitics, or distortion.

Emergency Voltmeter. In an emergency, the *Watchdog* may be used as a voltmeter by connecting test leads to the tip jacks mounted in one end of the box. In series with the tip jacks are resistors *R3* and *R4*, providing a 1000 ohms-per-volt range at two different voltage scales. With the test leads connected to tip jacks *J3* and *J5*, the meter scale can be converted into a range of 0-20 volts. With the leads between tip jacks *J4* and *J5*, the meter scale can be converted to a range of 0-500 volts. In addition, tip jacks *J6* and *J5* can be used to connect the 0-1 ma. meter to any transmitter that has built-in current multipliers and provisions for tuning up with a low-range milliamp meter. —30—

VOLTAGE CONVERSION TABLE

Meter Reading (ma.)	20-Volt Scale (volts)	500-Volt Scale (volts)
0.2	4	100
0.4	8	200
0.6	12	300
0.8	16	400
1.0	20	500

'Round The World Cruise Only \$159.95



DEPARTURE TIME:
10 Hours After
Opening The Carton

Travel Anywhere In The World, First-Class, On Longwave, Standard AM, FM, and 7 Shortwave Bands with this New Heathkit All-Transistor Portable

Tour The Voice Capitols Of The World. Your round-trip ticket to unsurpassed global listening is always ready when you own this superb new Heathkit 10-Band Portable Radio. Seven Bands tune 2-22.5 mc shortwave, marine and amateur stations. Longwave 150-400 kc tunes aircraft and marine stations. FM Band, 88-108 mc—full coverage—full fidelity. Standard AM band 550-1600 kc. All with a sharpness of tuning that permits receiving stations you've never heard before.

16 Transistors, 6 Diodes, 44 Factory-Built And Aligned RF Circuits assure cool, instant operation, superior performance, long life, and easy assembly. Two separate AM and FM tuners are ready to drop into place (the FM tuner and IF strip are the same components used in deluxe Heathkit FM Stereo equipment).

Two Built-In Antennas... one in carrying handle for AM, and 5' telescoping whip for FM and Shortwave.

Convenient, Versatile Controls. Like the Battery-Saver Switch that reduces power to 150 milliwatts for normal indoor listening (cuts battery drain as much as 35%), or boosts power to 500 milliwatts for strong, outdoor reception. The handsome rotating turret dial scale is directly driven by a 10-position selector, permits easy viewing of any single band (a log scale is provided for re-locating unknown stations). There's a battery saving Dial Light switch for nighttime use; Automatic Frequency Control with on-off switch for drift-free, accurately tuned FM; a big, 8½ revolution Tuning knob easily separates stations; a combination on-off-volume

control; and a continuous Tone Control for listening as you like it.

Big 4" x 6" Speaker, plus earphone for private listening.

Inexpensive, Flashlight Battery Power. Uses 6 "D" size batteries to operate the radio, plus 1 "C" battery for the dial light (batteries not included). Also operates on 117 VAC with the optional converter/charger available.

Deluxe Styling Matches Its Deluxe Performance. Jet black extruded aluminum front and back panels contrast with luxurious chrome-plated, die-cast end pieces to present a rugged, handsome unit you'll be proud to take anywhere. Hinged front and back panels open and close easily thanks to special magnetic edges... no cumbersome snaps or latches. Inside the front panel you'll find a hard-bound "listener's guide" book containing frequencies of worldwide Shortwave and U.S. FM stations plus a special map for easy conversion of world time zones. It travels snugly in its own special slot in the front panel.

Build It In 10 Hours Or Less! Since the two tuners and all R.F. circuits are preassembled and factory-aligned, you merely mount this entire section on the chassis and wire 3 small circuit boards. The lucid Heathkit Construction Manual and thoughtful design make it easy to complete without special tools or instruments.

Send For Your World Tour Ticket Now... use the coupon below to order your new Heathkit 10-Band Portable. **KIT GR-43, 17 lbs. \$159.95**

FREE! 1966 Heathkit Catalog



108 pages ... many in full color ... describe this and over 250 other easy-to-build Heathkits. Save up to 50%. Mail coupon for your FREE copy.

HEATH COMPANY, Dept. 10-10
Benton Harbor, Michigan 49023

In Canada: Daystrom, Ltd., Cooksville, Ontario

Enclosed is \$ _____, plus shipping. Please send GR-43 portable

Please send FREE Heathkit Catalog

Name _____

Address _____

City _____

State _____

Zip _____

Prices & specifications subject to change without notice.

GX-143R



CIRCLE NO. 18 ON READER SERVICE PAGE

Look What's

NEW KITS

New 23-Channel, 5-Watt Transistor CB Transceiver



Kit
GW-14
\$89⁹⁵
(Assembled GWW-14,
\$124.95)

23 channel transmit & receive capability. All-transistor circuit for instant operation, low battery drain . . . only .75 A transmit, .12 A receive. Only 2 $\frac{3}{8}$ " H x 7" W x 10 $\frac{1}{2}$ " D . . . ideal for car, boat, etc. $\frac{1}{2}$ uv sensitivity for 10 db signal plus noise to noise ratio. Front-panel "S" meter, adjustable squelch, automatic noise limiter, built-in speaker, ceramic PTT mike, charcoal gray aluminum cabinet. 8 lbs. Kit GWA-14-1. AC Power Supply, . . . \$14.95.


New Transistor FM Stereo Tuner . . . Build In 6 Hours!



Kit AJ-14
\$49⁹⁵
(less cabinet)

World's easiest to build stereo/hi-fi kit . . . takes 6 hours or less. 14-transistor, 4-diode circuit for cool instant operation, natural transistor sound. Phase control assures best stereo performance. 4-stage IF for high sensitivity. Filtered outputs for direct stereo recording. Automatic stereo indicator light, preassembled & aligned "front-end." Install in a wall or either Heath cabinet. (walnut \$7.95), (metal \$3.50). 6 lbs.

New Deluxe Shortwave Radio



Kit GR-54
\$84⁹⁵

Compare it to sets costing \$150 and more! 5 bands cover 200-400 kc. AM and 2-30 mc. Tuned RF stage, crystal filter for greater selectivity, 2 detectors for AM and SSB, tuning meter, band-spread tuning, code practice monitor, automatic noise limiter, automatic volume control, antenna trimmer, built-in 4" x 6" speaker, headphone jack, gray metal cabinet, and free SWL antenna. Assemble in 15 hours. 25 lbs.

New 6-Meter SSB Ham Transceiver




Kit SB-110
\$320⁰⁰

Full SSB-CW transceive operation on 6 meters. 180 watts PEP SSB—150 watts CW. Operates fixed or mobile; PTT and VOX. Switch selection of upper sideband, lower sideband, and CW. Covers 50-52 mc with crystals supplied, total coverage 49.5-54 mc. Famous Heath SB series Linear Master Oscillator for true linear tuning. Built-in 100 kc calibrator and antenna switching. Accessory mobile mount, SBA-100-1 . . . \$14.95. 23 lbs.

NEW From Heath!

NEW LOW PRICES


New Low Price On Deluxe 21" Color TV



Kit GR-53A
Now Only
\$375⁰⁰
(less cabinet)

Ends costly color TV servicing . . . only set you adjust and maintain yourself. Only color TV you can install 3 ways . . . wall, custom or Heathkit cabinets. Tunes all channels for 21" of the best color pictures in TV plus true hi-fi sound. Assembles in 25 hours . . . no special skills needed. 127 lbs. Also new low price on preassembled Heathkit cabinets: GRA-53-7, walnut cab. (illust.), 85 lbs. . . \$108; GRA-53-6, walnut-finish hard-board cab., 52 lbs. . . \$46.50.

New Low Prices On Heathkit Stereo/Hi-Fi



Kit AR-13A
Now Only
\$184⁰⁰

Like the AR-13A Transistor Stereo Receiver opposite with 66-watt amplifier; AM, FM, FM Stereo tuning; walnut cabinet. 35 lbs. Other new low-priced stereo components including, Kit AJ-43D, deluxe transistor AM/FM/FM stereo tuner . . . \$109.00
Kit AJ-33A, transistor AM/FM/FM stereo tuner . . . \$94.50
Kit AJ-41 (tube), AM/FM/FM stereo tuner . . . \$112.50
Kit AJ-12 (tube), FM/FM stereo tuner . . . \$65.95
See them all in FREE Heathkit catalog.

New Low Prices On Heathkit®/Thomas Organs



Kit GD-983
Now Only
\$799⁰⁰

Like the GD-983 Heathkit/Thomas "Coronado" Transistor Organ, opposite, with 17 organ voices, two 44-note keyboards, Leslie plus 2-unit main speaker system, 28 notes of chimes, bench, plus many more professional features. 242 lbs. Also the Heathkit/Thomas "Artiste" Transistor Organ with 10 voices, two 37-note keyboards, repeat percussion, etc. is now only \$332. 154 lbs. Both organs have all genuine Thomas factory fabricated components.

HEATHKIT 1966



NEW 1966 CATALOG!

Free! 108 pages . . . many in full color . . . describe these and over 250 easy-to-build Heathkits. Save up to 50%. Mail coupon for your free copy.

Heath Company, Dept. 10-10
Benton Harbor, Michigan 49023
In Canada: Daystrom, Ltd., Cooksville, Ontario

Enclosed is \$ _____ plus shipping.

Please send model (s) _____

Please send FREE 1966 Heathkit Catalog.

Name _____

Address _____

City _____ State _____ Zip _____

Prices & specifications subject to change without notice.

CL-214R

CIRCLE NO. 18 ON READER SERVICE PAGE

Get Your First Class Commercial

F. C. C. LICENSE

QUICKLY!

Career opportunities in *communications electronics* are almost unlimited. Prepare now. Let Grantham train you—by correspondence, or by classroom and laboratory instruction. Get your *first class commercial* F.C.C. license in as little as 4 months, or at a slower pace if you prefer. Then, continue in more-advanced electronics training if you wish. Diploma awarded. Our catalog gives full details.

Learn how our training can prepare you for your F.C.C. license; write or telephone the School at any one of the teaching divisions listed below, and ask for "Catalog 53."

Grantham School of Electronics

1505 N. Western Av., Hollywood, Cal. 90027
(Phone: HO 9-7878)

408 Marion Street, Seattle, Wash. 98104

(Phone: MA 2-7227)

3123 Gillham Road, Kansas City, Mo. 64109

(Phone: JE 1-6320)

818 - 18th St., NW, Washington, D.C. 20006

(Phone: 298-7460)

hallicrafters new CB-12 citizens
band transceiver gives you

maximum effective range

greater talk power... far less
noise... 12 channels... only \$179.95!

Dual conversion receiver • Sensitivity less than 1 μ v. for 10 db/SN • Jack for external speaker or "loud hailer" • Full-time noise limiter • 3.5 watts audio output • Insignificant battery drain • Illuminated channel selector • All-solid state

Write today for full specifications.

hallicrafters

Dept. 4, 5th & Kostner Aves., Chicago, Ill. 60624

"Quality through Craftsmanship"

CIRCLE NO. 17 ON READER SERVICE PAGE

TESTER / REJUVENATOR

(Continued from page 45)

The neon lamp is supported by its terminals.

The on-off switch, panel lamp, and grid-bias potentiometer are mounted through the front panel and the chassis, and serve to hold the panel and chassis together. The filament and function switch are mounted on the front panel and are held securely in place with lock washers.

OPERATING INSTRUCTIONS

Open and Short Tests

- (1) Select proper filament voltage.
- (2) Connect the socket to the CRT.
- (3) Turn the power switch to *ON* and allow approximately 30 seconds for the tube to warm up.
- (4) Turn the selector switch to *HTR*. If the heater is not shorted to the cathode, the neon lamp (*I2*) in the center of the tester will not glow. If it is shorted, both sides of the lamp will glow.
- (5) Turn the selector switch to *GRID 1*. If grid 1 is not shorted to the cathode,

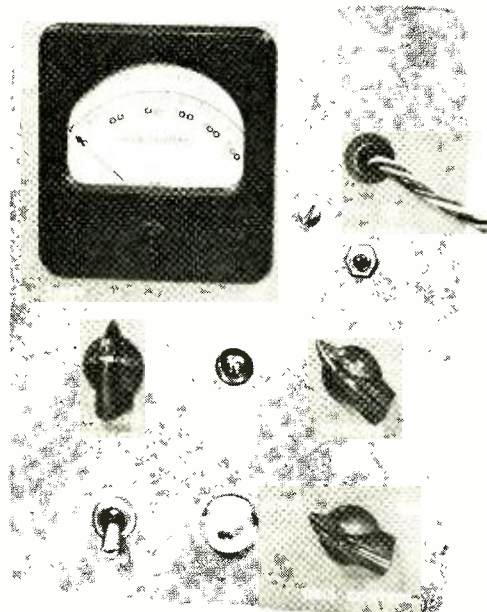


Fig. 9. Test cable can be fed through the panel, or plugged into a front-mounted octal socket. Picture tube socket adapters can be added as needed.

one side of the neon bulb will glow. If it is shorted, both sides of the lamp will glow. If it is open, or if cathode emission is extremely low, the lamp will not glow.

(6) Turn the selector switch to *GRID 2*. If grid 2 is normal, one side of the neon lamp will glow. If this grid is shorted to the cathode, both sides of the lamp will glow. If grid 2 is open, or if cathode emission is too low, the lamp will not glow.

Emission Test

(7) Turn the selector switch to *EMISSION*. The meter should indicate approximately 300 microamperes or more for a good tube; however, a tube that conducts 100 microamperes or more will probably produce an acceptable picture. (Some of the newer type picture tubes designed to use higher G₂ voltages may indicate "weak" when they actually are not.)

Grid Control Test

(8) Turn the selector to *CUT-OFF*. With the *GRID CONTROL* knob turned fully counterclockwise, the meter should indicate the same value as it did on the emission check. Now advance the control clockwise until the meter registers no current (or an extremely small current). If the potentiometer has not advanced beyond the vertical mark, the tube cutoff characteristic is acceptable. In most cases, the tube will cut off well below this mark.

Rejuvenation

(9) If the emission check indicated a weak tube, turn the selector switch to *REJ*. Depress the *REJUVENATE* button for approximately 1/2 second and release, then turn the *SELECTOR* switch to *EMISSION*. If the tube now appears normal, remove the tester. If the tube still appears weak, increase the filament voltage to the next higher voltage and rejuvenate again. Reduce the filament voltage to its normal value, wait about a minute, and retest. If it does not now appear usable, increase the filament voltage one step higher and rejuvenate again. If this all-out try doesn't help, check emission with a higher than normal filament voltage. If this works, but rejuvenation doesn't, install a picture tube brightener.

-30-

At last!



A compact transistor audio amplifier

Features:

- 5 Transistors and 1 Thermistor
- Shielded Input Transformer with TWO PRIMARY WINDINGS... 50 Ohms and High Impedance
- Output Transformer with TWO SECONDARY WINDINGS... 8 Ohms (for Speakers), 500 Ohms (for Modulation and High Impedance Loads)
- Volume Control Included and Mounted on Circuit Board
- Low Distortion... 400 Milliwatt Push-Pull Output
- Extremely High Gain... 80 DB! Handles low-level mikes, phono pickups, telephone pickups, etc.
- Sturdy Printed Circuit Board 5 1/2" long, 1 3/4" wide
- Weight... 3 1/2 ounces
- Power Supply... Any 9-Volt DC Source

Use it for:

- | | |
|---------------------------------|---------------------------|
| PA System | Intercom Amplifier |
| Hi-Fi System (Use 2 for Stereo) | Modulator for Transmitter |
| Guitar Amplifier | Phono Amplifier |
| Surveillance Listening System | Utility Amplifier |
| Electronic Stethoscope | Science Projects |

COMPLETE AMPLIFIER \$7.95 each
INCLUDING SCHEMATIC DIAGRAM **We pay postage!**

Available from your local electronics distributor or
BIRNBACH RADIO COMPANY INC.
Dept. K, 435 Hudson St., New York, N.Y. 10014

Please rush me _____ (qty) of your compact transistor audio amplifiers at \$7.95 each post-paid. My check or money order for \$ _____ is enclosed.

NAME _____
ADDRESS _____
CITY _____ STATE _____ ZIP _____

WE DON'T CLAIM
OUR ELECTRONIC
IGNITION SYSTEM
IS BEST



OUR
CUSTOMERS DO!

WRITE TODAY FOR FREE LITERATURE

JUDSON

RESEARCH AND MFG. CO.
GCNSHOOCKEN, PA., U.S.A.



CIRCLE NO. 23 ON READER SERVICE PAGE

\$130 → PROFIT

RACE DAY

**DON'T SHOOT IN THE DARK
GET RIGHT ON THE TARGET**

Substantial book reveals secrets of 10 world's greatest professional race investors. 25 yrs. actual results included, showing 7 in 10 plays won and 21% average race day profit with 20% genuine copyright book support only by publishers. Wins at all tracks, horses, harness, dogs. Write for free brochure: **Hitchings, Box 5715** Indianapolis, Ind. Write for free brochure: **Hitchings, Box 5715** PE-E, Carmel, Calif. Call or visit send this ad NOW for Bonanza offer

OUR GOAL: TO HELP YOU BUILD A TV CAMERA!!
(For less than \$40)

Enjoy the fun of building your own LIVE TV camera. Most of the components can be found right in your own junkbox. We furnish only the hard-to-locate parts and easy-to-follow construction plans. INTERESTED?? Send 10¢ for more info.

Box 396P AVT RESEARCH So. Sioux City, Nebr.

INVENTOR OF WIRELESS

(Continued from page 66)

even his wife called him crazy, because he neglected his profession as a dentist and spent his money on wireless experiments. He died in 1886 at the age of 60.

Recognition. Efforts are now under way to see that Dr. Loomis receives official recognition for his work in the field of wireless telegraphy. A joint resolution was introduced in the 88th Congress by Congressman Smith of Virginia, but not passed. It is hoped that by the time this article is in print, the resolution will have been reintroduced in the present Congress.

88th CONGRESS
2d. sess.

H. J. RES. 1181

IN THE HOUSE OF REPRESENTATIVES

SEPTEMBER 21, 1961

Mr. SMITH of Virginia introduced the following joint resolution, which was referred to the Committee on the Judiciary:

JOINT RESOLUTION

Memorializing Doctor Mahlon Loomis,

Whereas Doctor Mahlon Loomis, an American dentist and inventor, in 1864 invented the first wireless telegraph communication system and subsequently demonstrated it in Bluemount, Virginia, in 1866; and

Whereas Dr. Loomis obtained a United States patent on his wireless system in 1872, the first patent ever issued on a system of wireless signaling; and

Whereas Doctor Loomis' invention and demonstration of wireless communication preceded by several years the developmental work of others in the field of radio; and

Whereas, during his lifetime, Doctor Loomis did not receive credit for and recognition of his outstanding achievement which was the forerunner of radio communication as it is known today; Now, therefore, be it

- 1 Resolved by the House of Representatives (the Senate
- 2 concurring), That the Congress hereby recognizes, on behalf
- 3 of the American people, the foresight, ingenuity, and out-
- 4 standing achievement of Doctor Mahlon Loomis in being
- 5 the first person to invent and demonstrate a system of wire-
- 6 less communication.

The author has done considerable research on the life and work of Dr. Loomis, and has co-authored a book entitled "Mahlon Loomis, Birth of Wireless" with George M. Applegate. This book is as yet unpublished. All readers who would be interested in obtaining a copy of it are requested to write to: Thomas Appleby, Cdr. USNR, Retired, 5415 Connecticut Ave., N.W., Washington 15, D.C. -30-

TELEMETRY

(Continued from page 57)

Also, because a keyer is not required, the second keying switch is not required in PAM. When greater data capacity and switching rates are required, PAM is to be preferred over PDM.


Frequency Modulated/Frequency Modulation (FM/FM). FM/FM is one of the most popular modulation techniques in use today. As the name implies, an FM sub-carrier is used to modulate an FM carrier.

For example, suppose we have an FM transmitter whose operating frequency is 250 mc. Using FM/FM telemetering, we are allowed by IRIG to deviate the transmitter carrier ± 125 kc. from the operating or center frequency. This gives a total deviation or bandpass of 250 kc. When the modulating signal is applied to the transmitter's modulator, it shifts the transmitter carrier frequency above and below the center frequency by a maximum of 125 kc. Therefore, the ground station receiver must have a bandwidth of 250 kc. or greater.

With the preceding explanation in mind, let us see how a 3-kc. audio carrier is used to modulate the 250-mc. carrier. To avoid confusion, we will refer to the 250-mc. carrier as the r.f. carrier, and to the audio carrier as the subcarrier.

Of the many types of subcarrier oscillators that are commercially available, the most popular is the voltage-controlled oscillator, commonly called VCO. In the VCO oscillator, any change in voltage, resistance, or inductance shifts the oscillator frequency proportionally above and below its center frequency.

Thinking of college and a space age career in electronics?



Send for this booklet on ENGINEERING TECHNOLOGY AND ENGINEERING

Learn how you can prepare for a dynamic career as an electrical or mechanical engineering technician or engineer in such exciting, growing fields as **avionics, missiles, reliability control, fluid mechanics, data processing, metallurgy, microelectronics, and advanced aerospace research.**

MSOE offers residence study programs leading to these degrees in engineering technology and engineering:

- 2 years — Associate in Applied Science**
- 4 years — Bachelor of Science**

Also get facts about scholarships and financial aids, job placement and other student services, plus photographs of MSOE technical laboratories and student activities. For your copy, just mail the coupon — **no obligation.**

MSOE

Milwaukee School of Engineering

Milwaukee School of Engineering
Dept. PE-1065 1025 N. Milwaukee Street
Milwaukee, Wisconsin 53201

Please send the "Your Career" booklet.
I'm interested in

- Electrical fields Mechanical fields

Name..... Age.....

Address.....

City..... State..... ZIP.....

MS.227

CIRCLE NO. 31 ON READER SERVICE PAGE

FOR GREATER RANGE AND BETTER COMMUNICATION ON ALL CHANNELS

DOUBLE TALK™

DUAL CB ANTENNAS

Another NEW-TRONICS FIRST in CB antennas. Two NEW antennas fed with special coax harness to provide more power gain on transmit and receive.

- Power gain on transmit and receive
- Hear weak signals louder
- Talk louder longer
- Greater overall range
- More radiating area
- Special coax harness

STANDARD DOUBLE TALK

2—41" antennas with tunable resonator and special harness

DELUXE DOUBLE TALK

2—telescoping antennas with tunable resonator which extend to 52". With special harness

See the DOUBLE TALK Antennas at all leading distributors, or write for literature.



NEW-TRONICS CORP.

3455 Vega Avenue • Cleveland, Ohio 44113

"the home of originals"

CIRCLE NO. 35 ON READER SERVICE PAGE

NEW

CONVERTERS



Monitor —

Fire
Police
Civil Defense
Common Carrier
Highway Patrol
Public Service

Check these features:

- 3 TRANSISTOR CIRCUIT
- EASY INSTALLATION (Hdw. & Cable Supplied)
- DC MODELS FOR 12V. AUTO RADIOS
- AC MODELS FOR 110V. AC-DC SETS
- ANY ONE MC. FREQUENCY RANGE from 20 to 60 MC. (C-50 Series) 110 to 170 MC. (C-150 Series)

Specify Desired Frequency or Range

C-50 DC \$27.50
C-150 DC, C-50 AC .. 29.95
C-150 AC 32.50



CRESCENT ELECTRONICS

Route 4 • Box 192 — Rolla, Missouri 65401


See Your Dealer or Write Direct

CIRCLE NO. 12 ON READER SERVICE PAGE

This, in effect, is the FM principle. Thus, using a subcarrier whose frequency varies with the modulating data voltage and an r.f. carrier whose frequency also varies with the modulating subcarrier voltage produces the FM/FM method.

Pulse Code Modulation (PCM). PCM is relatively new to telemetry. This system of data transmission uses digital techniques to represent the quantity being measured. For example, a pulse referred to as a "bit" is used to represent a digit. The number of bits required to form a "word" (data) is usually determined by the accuracy requirements of the measurements to be taken.

For example, if we assign the numbers (bits) 8—4—2—1, in that order, to form



This compact tape recorder, produced by the Raymond Engineering Laboratory, Inc. (Middletown, Conn.), records and reproduces FM and digital telemetry data through all phases of rocket flight including ignition, powered boost, stage separation, and re-entry. The unit also provides time displacement of data for playback in flight during optimum telemetry periods, as well as for readback in the laboratory and on launch pad for final checkout.

a four-bit word (8+4+2+1), a combination of 15 can be derived. If no bits appear within a word, the quantity being measured is zero. The accuracy of a four-bit system can be determined by reducing the fraction 1/15 to a percentage. Thus, $1/15 = 0.066$ or 6.6%. By increasing the bit number from four to

ten, the number of possible combinations will be increased to 1023. By reduction, this gives an accuracy of $1/1023 = 0.1\%$. From these examples, it can be seen that there is a definite advantage in using a higher number of bits per word. Actually, PCM is approximately ten times more accurate than all other systems discussed.

PCM, like PAM, also has its frame pulse. The structure of the PCM differs from that of PAM in that the PCM frame pulse is a specially coded word. The number of data words per frame is governed by several factors: the maximum bit-rate of the system, as determined by the r.f. bandwidth of the receiver in the ground station (receiver bandwidths of more than three times the bit rate are required to faithfully reproduce the PCM serial); the accuracy requirements of the measurements taken; the information capacity or number of different measurements required; and other factors.

Due to its digital nature, the PCM serial can be fed directly to an electronic computer for automatic data reduction. Where computers are not immediately available, the magnetic tape from the ground station tape recorder can be taken later to a computer center for data reduction.

What Lies Ahead for Telemetry? We have discussed some of the most popular telemetry systems that are in use today. There are still other systems—some outdated, while still others are in experimental stages of development at this time.

We can safely say that at some time in the not-too-distant future someone, somewhere, will develop a means of transmitting vital data from unmanned exploratory submarines that will be investigating a part of our earth we know as little about as we know of outer space. Through undersea explorations we may someday determine whether or not the earth rotated around a different axis in prehistoric times.

There are many other research fields that need pursuing, and a great deal of information is desperately needed in order to improve our way of life. Whatever the future research projects may be, it is certain that telemetry will play a vital part in them.

-30-

GET ACTION

WITH  PRECISION
MADE, POPULAR PRICED CB
UNITS! **CITI-FONE**



FULL 23 CHANNEL SS • Delta Tuning • Built-in Meter • AC/DC • Triple Tuned AF • Noise Immune "Squelch" • Illuminated Meter and Channel Selector • Double Tuned IF's • Compact 8" x 11" x 4 1/2"


\$169⁵⁰
Ready to Operate



8 CHANNEL OPERATION • AC/DC • Electronic Switching • Illuminated "3" Meter • Transistorized "Noise Immune" Squelch • Delayed AVC • 2-Stage Preamp

\$99⁹⁵
Ready to Operate

WRITE, WIRE or PHONE TODAY FOR COMPLETE INFORMATION



MULTI-ELMAC COMPANY
21470 COOLIDGE HIGHWAY OAK PARK 37, MICH.

Citi-Fone SS Citi-Fone 99

Name

Address

City Zone State

CIRCLE NO. 33 ON READER SERVICE PAGE

IGNITION SYSTEM

(Continued from page 71)

result in regeneration of the SCR due to large current feedback.

Wiring the P-C Board. With the pulse transformer completed, proceed with the wiring of the printed circuit board. The only changes that are made to the negative ground circuit are as follows. In order for the transistors (*Q1* and *Q2*) to be properly forward-biased, it is necessary for resistors *R1* (10 ohms) and *R2* (820 ohms) to shift positions; *R1* replaces *R2* and *R2* replaces *R1*. Capacitors *C1* (4 μ f.) and *C3* (50 μ f.) are reversed in polarity so that the plus (+) side of the capacitors are grounded. Diode *D1* (1N463) is reversed so that the anode goes to the plus (+) mark on the printed circuit board. The 27-ohm gate current limiting resistor (*R6*) is not required since the d.c. resistance of *T2* takes its place.

Cut two 1½" long pieces of heavy wire. Insert the end of one wire in the hole vacated by *R6*, and the end of the other wire in the remaining hole. Now, connect the free ends of the wires respectively to terminals 1 and 3 of transformer *T2*. The center lug (white dot) on the pulse transformer goes to the hole in the ground strip (near the letter *Y*).

Installation. The wired printed circuit board and capacitor *C2* (1 μ f.) are placed in the cabinet. Wires from *G* as well as from the emitters go to ground on the barrier strip. The wires coming from *H* and the collector center tap go to *A*— on the barrier strip, the *A* wire to coil plus (+) and *F* wire to *PTS* on the barrier strip. The wires coming from *B*, *C*, *D*, *E* and the transistors are connected as shown in Fig. 4.

Other items available from SYDMUR are a complete kit for negative ground ignition, including a specially made cabinet (\$44.50), and a completely wired system (\$60.00). A kit for positive ground ignition can be obtained for \$47.50.

-30-



Top sensitivity, even in the arctic...

One microvolt sensitivity, even at -10° F. 0.4 microvolt sensitivity $+10^{\circ}$ F. through $+125^{\circ}$ F. . . . signal pulling capability that you can depend on, even in the arctic.

Completely solid state, the Amphenol "Six Hundred" has replaced the relay with high speed electronic switching to make it far more rugged than comparable equipment. Its dual conversion superhetrodyne receiver, with 4 stages of amplification provides outstanding selectivity.

Other significant advantages include a

powerful 3½ watt output, current drain that is actually less than a flashlight, and 10 crystal controlled channels.

The 600 is a 12 VDC compact, mobile unit at \$179.95; its companion model, the 625, in the same compact cabinet, includes a universal 120 VAC-12 VDC power supply at only \$10 additional. For more information including complete specifications, contact your local Amphenol communications distributor or write direct.

DISTRIBUTOR DIVISION

Amphenol Corporation

2875 S. 25th Ave., Broadview, Ill. 60155

Amphenol

CIRCLE NO. 3 ON READER SERVICE PAGE

Live Better Electronically With

LAFAYETTE RADIO ELECTRONICS



FREE!

LAFAYETTE 1966 Catalog 660

Now BETTER THAN EVER

Shop At The
"World's Hi-Fi &
Electronics Center"
For Widest Selection,
Low Prices

Stereo Hi-Fi • Citizens
Band • Ham Gear •
Tape Recorders • Test
Equipment • TV and
Radio Tubes and Parts •
Cameras • Auto Acces-
sories • Musical Instru-
ments • Tools • Books

512 Pages

Featuring Everything in Electronics for

• HOME • INDUSTRY • LABORATORY

from the

"World's Hi-Fi & Electronics Center"

SEE OUR EXCITING SELECTION



BROADCAST THROUGH 10
METER SENSITIVE SHORTWAVE
RECEIVER MODEL HA-226



8 CHANNEL CRYSTAL-
CONTROLLED QUALITY CB
TRANSCIVER MODEL HB-115A



BRILLIANT WIDE RANGE
30-WATT STEREO
AMPLIFIER MODEL LA-224A



DELUXE 5-WATT POWER TUBE
AND SOLID-STATE CB
TRANSCIVER MODEL HE-20d

Mail the Coupon Today for Your
FREE 1966 Lafayette Catalog 660

Use Lafayette's Easy-Pay Budget Plan
No Money Down... Up to 24 Months to Pay
Satisfaction Guaranteed or Money Refunded

STORE LOCATIONS

NEW YORK
Bronx
Brooklyn
Jamaica
Manhattan
Scarsdale
Syosset

NEW JERSEY
Newark
Paramus
Plainfield

MASSACHUSETTS
Boston Natick
WASH. D.C. AREA
Falls Church, Va.
Mt. Rainier, Md.

LAFAYETTE Radio ELECTRONICS

Dept. 1J-5, P.O. Box 10

Syosset, L.I., N.Y. 11791

Send me the Free 1966 Lafayette Catalog 660

Name

Address

City

State

Zip

(Please Give Your Zip Code No.)

CIRCLE NO. 28 ON READER SERVICE PAGE

NOW PERSONAL TV LISTENING



You Can Enjoy TV... Or Ignore It

With the

TELEX TV LISTENER

Enjoy television in private without disturbing others. Full rich sound through a comfortable, lightweight individual earphone. Others don't hear a thing. Keeps house quiet and peaceful during noisy Westerns and children's programs. Ideal for late night viewing after family is asleep. Switch sound on or off, and control volume remotely from your chair. 15 ft. listener cord and 4 ft. Earset® cord. Tune down commercials. Perfect for the hard of hearing, motels, institutions. With extra Earset® two can listen. See your local dealer.

A Product of Sound Research



TELEX/Acoustic Products

COMMUNICATIONS ACCESSORIES

Dept. 8-J 3054 Excelsior Blvd. • Minneapolis 16, Minn.

CIRCLE NO. 48 ON READER SERVICE PAGE

*A New Dimension...
...IN MUSIC*

AVAILABLE COMPLETELY ASSEMBLED OR IN A KIT FORM

AUDIO-COLOR

Add visual excitement to hi fi or stereo system with AUDIO-COLOR . . . a transistorized unit that can be easily attached to your hi fi, stereo, tape recorder . . . even most radios.

A moving panorama of color casts dancing images on a soft frosted screen as the music plays. Brilliance of light reflects the various volumes as it rises and falls with each beat of the music. AUDIO-COLOR is simple to build . . . screwdriver and soldering iron are all the tools you'll need.

Now you can see your favorite recordings or stereo tapes with the AUDIO-COLOR . . . a real conversation piece for music lovers and electronics enthusiasts alike.

Kit w/walnut finished cabinet \$44.95 Completely assembled unit in walnut finished cabinet \$54.95

Complete instructions included / Shipped Railway Express Collect—Send check or money order to:

CONAR Division of National Radio Institute, Dept. KA5C
3939 Wisconsin Ave., Washington, D.C. 20016

PARTS PROFILES


(Continued from page 73)

ELECTRONIC LEVEL INDICATOR

Here's an electronic component that's always on the level. If it isn't, it promptly "tells" you so. This new and unusual device, measuring a little over two inches, is the Hamlin EP-10 gravity sensing electronic potentiometer that can be used in electronic levels, percent-of-grade meters, inclinometers, accelerometers, and other balancing devices.

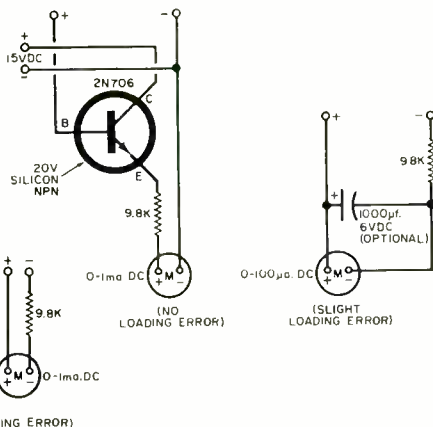
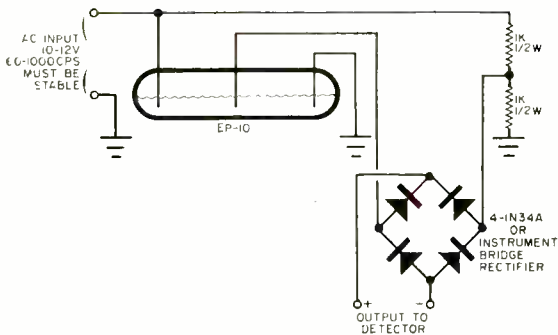
A typical circuit application is shown in Fig. 3. The EP-10 consists of a glass tube half-filled with a conducting liquid. In the tube are three electrodes as shown. When the tube is level, the resistance between either end electrode and the middle electrode is the same. If the tube tilts, more liquid makes contact with one of the end electrodes, and less contact with the other. This results in an electrical imbalance in the circuit. Unlike a mercury switch, the EP-10 is not an on-off device but rather a linear resistor whose ratio changes over a range of 10 degrees inclination.

For a.c. operation, a stable 10-12 volt input is required. For d.c. operation, a transistor audio frequency oscillator output of



approximately 150 milliwatts is required. In either case, the source voltage *must* be stable. The circuit unbalance is detected by the germanium diodes in the bridge, and the d.c. error output is then monitored by one of the metering configurations shown. A 0-1 d.c. milliammeter can be used for most experimental applications although a significant circuit loading will be evidenced.

Before calibrating the circuit, add a mechanical zero-set to adjust the electrical



(LOADING ERROR)

Fig. 3. Schematic of level indicator circuit using Hamlin EP-10 gravity sensing tube. When tube is level, resistance between either end electrode and middle electrode is the same. Any of the three meter circuits shown, or another similar configuration, can serve as level readout. Meter accuracy and circuit loading determine overall instrument efficiency.

output to precisely zero when the EP-10 is level. Then place the circuit on a 10"-long board and zero mechanically with an accurate level.

From a trig table, the *sine* of one degree is 0.0175. Multiplying this by 10, we get 0.175, the amount in inches by which the board is raised at one end. Meter output corresponds to one degree of tilt in either direction. You can mark the meter face directly. Continue in this manner to determine the meter output for 2, 3, 4, 5 . . . etc. degrees, always finding the *sine*, multiplying it by 10, and then jacking up the end of the board by the amount, in inches, computed. Use whatever increment best suits your needs.

You can buy the PE-10 for \$15, plus 25 cents for a mounting clip from: Hamlin, Inc., Lake and Grove Streets, Lake Mills, Wisconsin. Complete data and applications sheet also available upon request.

-30-

AIRCRAFT • POLICE • FIRE AM/FM VHF RECEIVERS

353B covers 26-54 and 88-174 MC in eight overlapping calibrated bands. Advanced circuitry, higher sensitivity, vernier dial drive, large full vision dial. Completely self-contained with internal AC power supply and speaker. Headphone jack for private listening.



353B
\$64.50

348A transistorized tuneable converter. Powered with self-contained battery. Excellent sensitivity. Designed for use with car, home, or portable radios. Also complete line of crystal controlled converters for monitoring police, fire, aircraft, etc. signals.



348A
\$34.95



316C AUDIO EQUALIZER
\$44.95

Variable equalizer necessary for professional quality recording or playback. Ideal for use between mixer and tape recorder or tape to tape, etc. Write for details or send \$2.00 for LP demonstration record. Covers tape and disc recording techniques. Refunded with purchase.

Order direct or write for information



20 GLENWOOD
CINCINNATI 17,
OHIO

CIRCLE NO. 26 ON READER SERVICE PAGE

Identical twins

Best way to bring out the best in your tape recording equipment, stereo or mono, is to use the famous Sonotone Ceramike[®] matched twins. Each set is a selected matched pair exhibiting similar coloration, frequency response and output characteristics within ± 2 db. Ceramike models include a new low-impedance version, "CMT-1050WR," for transistorized tape recorders, and "CMT10A" for tube tape recorders. A low priced series is also available starting at under \$10.00.

SONOTONE
audio products



Sonotone Corp., Electronic Applications Div., Elmsford, N. Y.

CIRCLE NO. 46 ON READER SERVICE PAGE

So what else is new?

THE BROWNING RAVEN CB MOBILE UNIT!

Transmitter has:

100% peak limited plate modulation.
Opto-electronic automatic compressor.

Receiver has:

Sensitivity 0.2 uv for 10 db of quieting.
Adjacent channel rejection 80 db down.

Plus:

Two Nuvistor cascode front end.
All 23-channel crystal control transmit and receive.
No synthesized circuits.
Twelve tubes (19 functions); two transistors and five diodes. Luxury appearance. Covered with black vinyl in leatherette finish. Truly compact. Only 4" high by 10 3/4" wide by 8" deep.

See the Raven at your franchised Browning Service Center now or write for complete literature and specifications.



DEPT. PE-10, 1269 UNION AVENUE, LACONIA, NEW HAMPSHIRE 03246

CIRCLE NO. 6 ON READER SERVICE PAGE



**3
BIG
3's
FOR CB**

**THE TURNER MODEL
333**

This professional noise-cancelling communications microphone is ideal for CB, amateur, marine and other mobile use. Clear, crisp voice reproduction. Rugged cyclac case. Response: 300-3000 cps. \$21.50, list.

THE TURNER MICROPHONE COMPANY
946 17th Street N.E.
Cedar Rapids, Iowa

In Canada: Tri-Tel Associates, Ltd.,
81 Sheppard Ave. West, Willowdale, Ontario

CIRCLE NO. 50 ON READER SERVICE PAGE

stage and one of the earlier stages feeds back a part of the output signal in such a way as to reduce overall gain and a resulting loss of the weaker harmonic signals introduced by the amplifier.

Product News. A new slide rule calculator for SCR's is being offered by the International Rectifier Corp. (233 Kansas St., El Segundo, Calif.). Selling for \$1, the calculator contains a cross-reference of JEDEC and IR type numbers and design constants for one-through-twelve-phase rectifier circuits. It can also be used to determine output voltage as a function of firing pulse angle, and for designing test circuits.

From Japan comes news that Sony is developing a series of transistorized TV receivers designed to sell for less than corresponding tube-operated sets. According to early reports, these new sets will be intended for a.c. line operation, will have a 12-inch screen, and will weigh less than eight pounds.

A major step towards the use of molecular and thin-film circuits in consumer products has been taken by Westinghouse with the development of a subminiature CB receiver and transmitter. Although still in the laboratory stage, it demonstrates that such units can be manufactured.

Have you planned any projects you'd like to assemble during those long winter nights? If not, now is a good time to start warming up your transistors. We'll be back next month with more news. . . .

—Lou

AMATEUR RADIO

Continued from page 82)

ceiver. Finally, don't wear out your welcome by staying and staying until you are virtually thrown out.

After you find someone to help you, he will probably arrange a regular schedule of lessons. Make sure to be there on time for every lesson, or, if you are unable to get there, let him know ahead of time; otherwise, you will quickly lose your teacher. The rest is up to you. If you are not willing to study and practice, the best teacher in the world won't be able to help you get a license—what's more, he won't waste much time trying. But, with determination on your part, you can get your ticket, with or without a teacher—although a good teacher will help you over the humps.

New FCC Rule Interpretation. After many years of the tradition that amateur call

letters "belong" to the station and not to the operator, the FCC now interprets its regulations differently. According to the new interpretation, when you operate another amateur's station, you must use your own call letters as a portable station and only to the extent permitted by your license. For example, if you are WN9ABC and operate W9EGQ's station, you must sign WN9ABC (portable), and operate in the Novice bands, with crystal control and with a transmitter power not exceeding 75 watts. In addition, you will have to keep your own log.

The key to the new interpretation is "control." The operator of a station must be capable of suspending operations immediately if there is any observed deviation from legal operation. If the owner of the station isn't present and monitoring operations, he obviously cannot exercise such control; therefore, the amateur in actual control should identify himself by using his own call letters.

An exception has been made for club stations. The trustee to whom the club call letters are assigned does not have to be present whenever the club's call letters are being used. The FCC considers the club member operating the station as the trustee's agent; this permits the club call letters to be used.

This new interpretation apparently will prevent several amateurs from combining to keep a single station on the air continuously under one call-sign during a contest, unless the licensee keeps his hand on the main switch the entire time or the group organizes beforehand as a club and obtains a club call-sign.


News and Views

Chuck Lempke, WN2PAS, 5336 S. Freeman Rd., Orchard Park, N.Y. describes his station as "small but efficient." Using a Knight-kit T-60 transmitter and a Knight-Kit "Star Roamer" receiver with a 40-meter dipole, Chuck has 31 states logged. If all goes as planned, he should own a General Class ticket by this time. . . . **Augusto Battistoni, I11074**, an Italian SWL studying in Switzerland, compliments the U.S. for authorizing reciprocal amateur operation in the U.S. and cooperating countries and hopes that Italy will soon do the same. In the meantime, Aug promises to send us lists of low-power "W's" he hears. . . . **Davie Williams, WPE3DLI/WN3CRE**, 2627 Carter Drive, Erie, Pa., took 90 days to work 28 states and Canada on 80 meters. His tools are a Navy surplus RAL-7 receiver, a Heathkit DX-40 transmitter, and an 80-meter vertical antenna.

Bob Wood, VE3GBW, Box 67, 6 McLeod St., Tilbury, Ontario, Canada, runs 20 watts to a war-surplus transmitter, with an AMECO AC-1 as a standby unit. Bob's antenna is a 132' "Windom," and he receives on a Hallcrafters S-77A; you'll find him near the U.S. 80-meter Novice band—usually on 3.68 mc. . . . **John, WA4RIJ**, Apartment 27, 5450 N. Ocean Blvd., Fort Lauderdale, Fla., had to start all over when he moved from Jacksonville, Fla., but he already has 40 states and 40 countries worked. A Hallcrafters HT-40/SX-40 combina-

(Continued on page 108)

You earn your FCC First Class License



or your money back!

THERE'S A WORLD OF OPPORTUNITY FOR THE MAN WITH AN FCC LICENSE

All it takes is a few spare hours a week and NRI's FCC License Course to open the way to increased opportunities in Communications. With an FCC License, you're ready to operate, service and install transmitting equipment used in aviation, broadcasting, marine, mobile and Citizens-Band Communications.

What does it take? Men with absolutely no training or experience in Electronics complete the course in 10 months. A Technician or man with some background can easily cut that time in half. And because NRI has a greater enrollment than any other school of its type, training costs you less than comparable courses offered by other schools. Further, YOU MUST PASS your FCC exams or NRI refunds your tuition in full.

Get full details today about NRI FCC License Course plus 9 other home-study instruction plans offered by NRI, oldest and largest school of its kind. Mail coupon for free catalog. There's no obligation. No salesman will call. NATIONAL RADIO INSTITUTE, Washington, D.C.

MAIL NOW for FREE CATALOG



NATIONAL RADIO INSTITUTE
Electronics Division
Washington, D. C. 20016

21-105

Please send me complete information on FCC License Training and other NRI courses, as checked below. (No salesman will call.)

- | | |
|--|---|
| <input type="checkbox"/> FCC License | <input type="checkbox"/> Radio-TV Servicing |
| <input type="checkbox"/> Complete Communications | <input type="checkbox"/> Industrial Electronics |
| <input type="checkbox"/> Aviation Communications | <input type="checkbox"/> Electronics for Automation |
| <input type="checkbox"/> Marine Communications | <input type="checkbox"/> Basic Electronics |
| <input type="checkbox"/> Mobile Communications | <input type="checkbox"/> Math for Electronics |

Name _____ Age _____
PLEASE PRINT


Address _____

City _____ State _____ Zip _____

ACCREDITED MEMBER NATIONAL HOME STUDY COUNCIL

Choose Your Tailor-Made Course in N.T.S. "PROJECT METHOD" ELECTRONICS

Now! N.T.S. — one of America's oldest leading home-study and resident technical schools—offers you **GREATER CAREER OPPORTUNITIES IN ELECTRONICS.**



You can install and maintain electronic circuitry in missiles and rockets . . . specialize in microwaves, radar, and sonar.



You can succeed in TV-Radio Communications . . . prepare for F.C.C. License, service advanced satellites for industry and defense.



You can service and repair the electronic "brains" of industry — computers, data processing and other automation equipment.



You can become a highly-paid TV-Radio Technician, an electronics field engineer, or succeed in your own sales and service business.

CHOOSE YOUR FIELD—INSURE YOUR FUTURE!

1 ELECTRONICS-TV-RADIO SERVICING AND COMMUNICATIONS

A basic course thoroughly covering fundamentals of electronics, radio, TV servicing and communications.

2 MASTER COURSE IN ELECTRONICS-TV-RADIO, ADVANCED TV AND INDUSTRIAL ELECTRONICS

Qualifies you as a Master Electronics Technician — the Man in Demand.

3 FCC LICENSE COURSE

Preparation for this government license essential for many interesting jobs in radar, radio, television, communications, guided missiles, many others. Upon completion of this course, if you do not pass the FCC exam, your tuition will be refunded in full.

4 RADIO SERVICING (AM-FM-TRANSISTORS)

Train for radio sales and service with dealer or distributor.

5 TELEVISION SERVICING (INCLUDING COLOR)

Covers installation, adjustment, repair and servicing of black and white and color television . . . prepares you for your own sales and service business.

6 STEREO, HI-FI AND SOUND SYSTEMS

A growing field. Prepares you to build, install and service modern sound equipment for home or industry.

7 BASIC ELECTRONICS

Gives you the fundamentals you must know to build on for a future Electronics career. Also offers an excellent background for Salesmen, Purchasing Agents, and others in Electronics.


8 ELECTRONICS MATH

Simple, easy-to-follow instructions in the specialized math you need in many electronics jobs.

INDUSTRY WELCOMES N.T.S. STUDENTS AND GRADUATES

N.T.S. HOME TRAINING: QUICK, PRACTICAL WAY TO HIGHER PAY, LIFELONG BENEFITS

N.T.S. "Project Method" Courses can help you get a new and better job — or move up to higher pay in your present one.



N.T.S. "Project Method" home training lessons are shop-tested in the Resident School in Los Angeles. You work on practical job projects, learn to use shop manuals and schematics. Your N.T.S. training is individual. You proceed at your own pace. The Schools' practical methods plus more than 60 years of experience have helped thousands of students all over the world to successful careers.



Most courses include Equipment Kits. There are no Kit Deposits. Everything included in your low tuition.

HIGH SCHOOL AT HOME

Learn easily. New modern method. National also offers accredited high school programs for men and women. Take only subjects you need. Study at your own pace. Latest approved textbooks — yours to keep — everything included at one low tuition. Check High School box in coupon for information.



BENEFIT NOW AND ALL YOUR LIFE WITH N.T.S. HOME TRAINING

The personal guidance you receive during your training can be very helpful to your progress. Many N.T.S. students are able to earn more money within a few months. You can pick and choose your career. Work in industry or go into business for yourself.

Your services will always be in demand wherever you go — and you can pick your spot!

N.T.S. Graduate Advisory Service can help you answer technical questions in establishing your own business and in countless other ways after you've completed your training.



MAIL REPLY CARD OR COUPON FOR FREE BOOK AND SAMPLE LESSON

In Field of Your Choice

You Enroll by Mail — and Save Money. No Salesmen: This means lower tuition for you. Accredited Member N.H.S.C.



CLASSROOM TRAINING AT LOS ANGELES

If you wish to take your Electronics-TV-Radio training in our famous Resident School in Los Angeles — the oldest and largest School of its kind in the world — write for special Resident School catalog and information, or check coupon.



NATIONAL TECHNICAL SCHOOLS
WORLD WIDE TRAINING SINCE 1905
4000 S. Figueroa St., Los Angeles, Calif 90037

NATIONAL TECHNICAL SCHOOLS

4000 S. Figueroa St., Los Angeles, California 90037

Please Rush FREE Electronics "Opportunity Book" and actual sample lesson on course checked below:

- Electronics-TV-Radio Servicing and Communications
- Master Course in Electronics-TV-Radio
Advanced TV and Industrial Electronics
- FCC License Course
- Radio Servicing (AM-FM-Transistors)
- Television Servicing (Including Color)
- Stereo, Hi-Fi and Sound Systems
- Basic Electronics Electronics Math

Dept.
205-105

Name _____ Age _____

Address _____


City _____ State _____ Zip _____

Check here if interested ONLY in Classroom Training at L.A.

Check here for High School Department Catalog only.



PERFORM Dozens of Special Jobs on UNIMAT...



The Complete Electronics Workshop

HERE ARE JUST 10

1. Make shafts & extensions
2. Mill slots in wave guides
3. Wind small coils
4. Flycut metal panels & boxes
5. Drill P.C. board holes
6. Make meter covers
7. Cut gears
8. Saw & rout P.C. boards
9. Cut threads for odd bolts & nuts
10. Make special tools for instrument repair



These are just some of the things you can do with this amazing machine. UNIMAT's versatility and machine tool precision do away with make-shift rigs... gives your breadboards and prototypes that clean, professional look. For more information about this combination lathe, drill press, miller & grinder, write for Free catalogs. To discover its complete personality, send \$1 for "Miniature Machining Techniques" — a 40 page photo packaged handbook.

American Edelstaal, Inc., Dept. XJ5, 350 Bway., N. Y. 10013
Canadian Edelstaal, 47 Granger Ave., Scarborough, Canada

CIRCLE NO. 2 ON READER SERVICE PAGE

tion and a Heathkit HW-32 feeding a non-rotating Mosley TA-31 Jr., tri-bander managed to do the trick. There are 120 apartments in John's apartment complex, but installing a low-pass filter in the coaxial feedline and grounding his equipment to a water pipe eliminated all TVI, even on his own TV receiver. Living 150 feet from the ocean, John manages to get in his share of skin and scuba diving; and, in the proper season, he is kept quite busy running phone patches for visitors to the beach... **Keith Kumm, K7UHE**, 5102 E. Butler Drive, Scottsdale, Ariz., jockeys the power input to his 813 transmitter between 50 and 200 watts on 40 and 20 meters. Aided by a vertical antenna and a Heathkit "Mohican" receiver, K7UHE has worked 48 states and 10 countries; the missing states are Rhode Island and Vermont. Keith's best DX is Moscow.

Doris L. Taylor, VE3FRN, 121 Combermere Drive, Apt. 404, Don Mills, Ont., Canada, reports on the first YL club in Canada, "The Ontario Trilliums," which has the club call letters of VE3TOT. Officers are: Jeanine, VE3BII, president; Jean, VE3DGC, vice president; Doris, VE3BBO, treasurer; Ivy, VE3EZI, secretary; and Doris, VE3FRN, publicity. Their net meets on 3650 kc. each Saturday at 1800 GMT... **Bob Pace, WB6NBU**, 7421 Westlawn Ave., Los Angeles, Calif., has been keeping his Swan 350 transceiver and Hy-Gain 14AVQ vertical antenna on 40 and 15 meters, where he has worked 43 states and 9 countries. Although Bob usually prefers to rag-chew instead of chasing DX, he rates getting a 599 report from Jamaica as a real thrill. He also likes to work Novices and is interested in contests and in message handling...

Mike Calvert, WN2QOE, 343 S. Webber Dr., Chittenango, N.Y., is an operator and a builder. In five months, he made 300 contacts in 31 states with a 50-watt, home-brew transmitter and a BC-455 receiver. He is now working on a new 300-watt transmitter for use when his General license arrives. A dipole up 25 feet does the radiating everywhere, except into the seventh call area.

Mike Kersenbrock, WH6FON, 45-645 Pua Alowato, Kaneohe, Hawaii, divides his time equally between 40 and 15 meters. A Hallicrafters HT-40 transmitter feeding either a 40-meter dipole or a "trap" vertical antenna, and a Hallicrafters SX-140 receiver have worked 10 states and 4 countries—not bad when the nearest state is over 2000 miles away. Mike has a VFO ready to plug into the transmitter as soon as he gets his General ticket... **Alec A. Hugh, 6Y5AH**, 38 Brentford Rd., Kingston, Jamaica, is to be found on 15- or 20-meter phone most weekends. His Heathkit DX-35, driven by an external VFO, runs 40 watts input to feed a Mosley TA-33 Jr. tri-band beam, and he receives on a Heathkit RX-1 "Mohawk." Alec has worked 60 countries and 42 states, is a member of the Rag Chewers' Club, and is an avid certificate chaser; so far he has earned 30 different operating certificates. Alec is willing to make skeds with any stations needing a Jamaican contact... **Dr. Morris Rosenberg, WB2MOJ**, 319 Summit Ave., Mt. Vernon, N.Y., started studying for his amateur license in 1923 and made the grade 41 years later. Moe finally got his Novice and Technician licenses in January and his General in June, 1964. He started out with a Heathkit DX-60 transmitter and a National NC-303 receiver, and gradually added gear here and there. He now has a Collins "S" line to feed a 3-element tri-band beam, a 5-band dipole, or a vertical antenna. Also part of the shack is his son, WN2NOW, who keeps the DX-60 hot bringing in QSL cards.

Until we meet in the same spot next month, keep your "News and Views," pictures, and club bulletins coming to: Herb S. Brier, W9EGQ, Amateur Radio Editor, POPULAR ELECTRONICS, P.O. Box 678, Gary, Indiana 46401.

73, Herb, W9EGQ

NO C.O.D. ORDERS



A	D C.B. Walkey Talkey Regen \$ 9.99 Kit \$ 6.00
B	D C.B. Walkey Talkey Super-Het \$ 35.99 Kit \$ 25.00
C	D C.B. Super-Het Ni-Cad Bat Walkey Talkey \$ 52.22 Kit \$ 39.95
D	B Telephone Tap (Your own Phone) \$11.88 B Telephone Tap (No Battery to Replace) \$49.77 Automatically transmits when phone conversation in progress
A	C.B. Super-Het Receiver \$ 19.95 Kit \$ 12.95
A	C.B. Transmitter 100 M.W. \$ 11.95 Kit \$ 6.95
S.C.A.	(Background Music) Adaptor \$ 39.95 Kit \$ 29.95
A	Linier Amp. @25 to 50 Mc. 5 to 100 Watts \$ 59.95
D.C.	to D.C. Power Supply 12 Volts In 450 Volts Out \$ 35.00
C	Wireless Microphone Broadcast Band \$ 35.95
C	Wireless Microphone F.M. Band \$ 39.95
A	Tone Radio Control Switch (Transmitter & Receiver) \$ 25.88

SPAR ELECTRONICS P.O. BOX 87 LAS VEGAS, NEVADA SE-1

CIRCLE NO. 47 ON READER SERVICE PAGE

Mosley's

NEW

**Money-Back
Satisfaction Guarantee**

allows antenna comparison

Please send me complete information on your Mosley Citizens Band

- Beam Antennas.
- Vertical Ground Plane Antennas.
- Mobile Antennas.
- Marine Antennas.
- Entire CB Line.

- I would like to know more about CB.

PLEASE PRINT

Name _____

Address _____

City, State _____

Opportunity is knocking for you Mr. CB'er...your Dealer is the Key to open the door! Now is your opportunity to compare the entire Mosley Citizens Band line of antennas with other brands of CB antennas on an exclusive MONEY BACK satisfaction basis!

Compare the talk potential of performance-proved Mosley CB antennas - - the ever-so-popular Devant 1, the Devant Special with Top Hat, the Devant 2 Mobile Companion, the Deluxe A-311 beam, the economical Scotch-Master A-311-S and A-511-S beams; the Silver Dolphin Marine antenna.

Here's the offer of a lifetime! If you are not completely satisfied with the performance, construction, and over-all value of your Brand New Mosley antenna - - *Return it . . . Receive your Money Back!*

. . . See your Dealer today and ask about the incomparable Mosley Money Back Guarantee!

MAIL TO 

Mosley *Electronics Inc.*

4610 N. LINDBERGH BLVD. BRIDGETON, MO., 63044

CIRCLE NO. 32 ON READER SERVICE PAGE

SHORT-WAVE LISTENING

(Continued from page 80)

Current Station Reports

The following is a resume of current reports. At time of compilation all reports are as accurate as possible, but stations may change frequency and/or schedule with little or no advance notice. All times shown are Eastern Standard and the 24-hour system is used. Reports should be sent to SHORT-WAVE LISTENING, P.O. Box 333, Cherry Hill, N.J., 08034, in time to reach your Short-Wave Editor by the fifth of each month; be sure to include your WPE Monitor Registration and the make and model number of your receiver.

Algeria—Radio & Television of the Democratic Algerian Republic, Algiers, 15,230 kc., is noted in Eng. until 1730; from 1730 in Spanish, and around 1924/closing time in French. Since the station announces as operating on 6060 kc., this may be a parallel channel.

Argentina—R. *Splendid*, Buenos Aires, is now on a new frequency of 5995 kc. where it has been noted in Spanish at 1948. There are infrequent ID's but a four-tone chime is heard often. Programming consists mostly of talks, a little music, and evidently no commercials.

Australia—R. *Australia* is being widely reported on 15,220 and 15,240 kc. at the same time but with different programs. The schedule lists 15,220 and 17,840 kc. to N.A. at 1955-2245 and 15,240 kc. to Mid Pacific Islands at 1929-0145. The station is now issuing a silver-colored QSL card commemorating its 25th anniversary.

Austria—*Osterreichischer Rundfunk*, Vienna, broadcasts to Eastern N.A. daily at 1800-2300 on 9770 and 6155 kc. (from 1700 on 9770 kc., and to 2330 on 6155 kc.), and on Saturdays, Sundays and Mondays at 1700-1800 on 6155 kc.; to Eastern S.A. daily at 1900-2100 on 11,905 kc., daily at 2100-0000 on 9525 kc., and on Mondays, Wednesdays and Fridays at 1200-1400 on 15,240 kc.; to the Far East daily at 0100-0400 on 15,410 kc., daily at 0600-0900 on 11,785 kc., and Saturdays, Sundays and Mondays at 1200-1400 on 9610 kc.; to India and Indonesia on Mondays, Wednesdays and Fridays at 0000-0200 on 17,805 kc. and at 0800-1000 on 17,800 kc.; to Australia and New Zealand on Mondays, Wednesdays and Fridays at 0400-0600 on 17,810 kc.; to Japan on Mondays, Wednesdays and Fridays at 0600-0800 on 11,725 kc.; to S. Africa on Mondays, Wednesdays and Fridays at 0200-0400 and 1000-1200 on 17,750 kc.

Bolivia—A new station is R. *Viloco*, Viloco (Departamento de la Paz), 3340 kc., operated by *Sindicato Mixto de Trabajadores Mineros de Viloco*. This station frequently relays other stations such as R. *Nacional de Huancuni* (5862 kc.), R. *San Jose* (5872 kc.), and *La Voz de Minero* (5852 kc.), and was noted recently with many political talks in Spanish. S/off is at 2100.

Station CP77, R. *Savarenda*, Camiri, has moved to 4886 kc. from 4712 kc. and is heard with lengthy periods of pop tunes. S/off may be as late as 0030.

La Voz del Minero, 5852 kc., Llallagua, now uses a "cuckoo" signal with their ID. S/off is at 2302.

Brunei—R. *Brunei* transmits on 4865 kc. with 10 kw. daily at 0300-0400 and 0800-0920 in Eng., at 0400-0515 in Chinese, and at 0515-0800 in Malay. They use a collinear, half-wave, folded bi-directional dipole antenna. Reports (no IRC's required) should go to Department of Broadcasting & Information, Brunei.

Canada—The Department of Lands & Forests, Toronto, can be heard mornings on 4775 kc. A letter verification stated that they have no QSL cards.

Reports may be sent to Radio Division, Forest Protection Branch, Department of Lands & Forests, Queens Park, Toronto 5, Ontario. Other information: there are 167 "Lands & Forest" stations ranging from 30 to 500 watts and operating between 3000 and 10,000 kc., as well as an extensive VHF network on 12 channels between 46 and 49 mc. They also operate 43 radio-equipped aircraft.

Station CFNX, St. Johns, 6160 kc., is now signing their new call, CKZN.

Ceylon—Listeners who want a QSL from the Commercial Service of R. *Ceylon* should send their reports to Radio Advertising Services, Cecil Court, Lansdowne Rd., Apollo Bunder, Bombay 1, India (or to P. O. Bag 10013, Bombay 1, India). They verify promptly.

China—R. *Peking* operates to N.A. as follows: to East Coast at 2000-2100 and 2100-2200 on 7035, 7450, 9480, and 11,945 kc.; to West Coast at 2200-2300 and 2300-0000 on 7080, 9457, 11,820, and 15,115 kc. Other xmsns logged include Spanish to Latin America at 2020-2050 and 2120-2150 on 15,060 kc. and Eng. on the same channel at 0815-0900. The 9457-kc. outlet is good at times around 2000. The 11,690-kc. outlet signs on in Turkish at 1230 with the ID *Burasai Pekin Radyosu*.

Congo (West)—According to the latest schedule received from Paris, the following is the complete Brazzaville schedule: to West, East, and Middle Africa and Madagascar in French at 0000-0230 (Eng. news at 0015) on 4795, 5970, 9730, 11,725, and 15,445 kc.; to West, East and Middle Africa in Eng. at 0600-0645 and in Portuguese at 0645-0700 on 11,970 and 15,445 kc., and in French at 0600-0755 on 7105, 11,710, 15,190, and 21,500 kc.; to Far East areas in Eng. at 0800-0830 and in French at 0830-0900 on 17,720 and 21,500 kc.; to West, East, and Middle Africa in French and Portuguese at 1230-1600 (Eng. news at 1415) on 5970, 7105, 9730, and 15,190 kc., and on 11,725 kc. until 1400, then on 11,930 kc. to 1600.

Dominican Republic—Broadcasting in this country is still very unstable. Being heard currently is R. *Santo Domingo TV* on 3225 kc. around 2000, on 3325 kc. with music and some talks to 2301 s/off, on 3385 kc. at 0115-0130 (this outlet may ID as R. *Carical*), and on 3460, 3490 and 7575 kc. during the 1830-2130 time period. The 9505-kc. outlet is not being heard. Overseas sources report that an Air Force station at San Isidro with the call HIFA is still operating on 645 kc., mostly in Spanish but with some English; no regular programming is being noted, however.

Ecuador—Station HCJB, Quito, is using 15,120 kc. to 1530 and 15,105 kc. at 1530-1700. The normal frequency, 15,115 kc., is used after 1700. In the 16-meter band, the station uses 17,850 kc. to 1700, then moves up to 17,890 kc.

Egypt—Cairo now uses 15,100 kc. and is heard at 1130-1700 with chanting and talks, dual to 7050, 9495, and 11,745 kc. The European beam is on 9475 kc. from 1630 to 1730 in Eng. and to 1830 in Arabic.

Germany (West)—*Deutsche Welle*, Cologne, is noted on 11,710 kc. from 2325 s/on in Arabic.

Ghana—Two new frequencies for R. *Ghana*, Accra, are 6110 kc., observed with Eng. news till 2245 and reportedly beamed to N.A., and 9760 kc. at 0005 with native music.

Haiti—Station 4VEH, Cap Haitien, is presently scheduled daily at 0530-0630 in Spanish and to 1000 in Eng.; on Sundays they also operate at 1200-1400 in French and Creole and at 1400-2030 in Eng.; and on weekdays at 1200-1600 and 1800-2030 in French and Creole, and at 1600-1800 in Spanish. Frequencies used are 11,835, 9770, 6120, 2450, and 1035 kc.

Iran—R. *Iran* has moved from 11,750 kc. to 11,700 kc. and is heard in Russian to 1230, in Arabic to 1330, in French at 1445, and in Eng. from 1500.

Israel—*Kol Zion*, Jerusalem, has Yiddish at 1100 and 1300, Rumanian at 1250, Hungarian at 1305,

BUILD 20 RADIO

Reg. U. S.
Pat. Off.

CIRCUITS AT HOME **\$26.95**
with the Deluxe
PROGRESSIVE RADIO "EDU-KIT"®
A Practical Home Radio Course



Training Electronics Technicians Since 1946

Now Includes

- ★ 12 RECEIVERS
- ★ 3 TRANSMITTERS
- ★ SQ. WAVE GENERATOR
- ★ SIGNAL TRACER
- ★ AMPLIFIER
- ★ SIGNAL INJECTOR
- ★ CODE OSCILLATOR

- ★ No Knowledge of Radio Necessary
- ★ No Additional Parts or Tools Needed
- ★ EXCELLENT BACKGROUND FOR TV
- ★ SCHOOL INQUIRIES INVITED
- ★ Sold in 79 Countries

YOU DON'T HAVE TO SPEND

HUNDREDS OF DOLLARS FOR A RADIO COURSE

The "Edu-Kit" offers you an outstanding PRACTICAL HOME RADIO COURSE at a rock-bottom price. Our Kit is designed for Radio & Electronics Technicians, making use of the most modern methods of home training. You will learn radio theory, construction practice and servicing. THIS IS A COMPLETE RADIO COURSE IN EVERY DETAIL.

You will learn how to build radios, using regular schematics; how to wire and solder in a professional manner; how to solve radio problems. You will work with the standard type of punched metal chassis as well as the latest development of Printed Circuit chassis.

You will learn the basic principles of radio. You will construct, study and work with RF and AF amplifiers and oscillators, detectors, rectifiers, test equipment. You will learn and practice code, using the Progressive Code Oscillator. You will learn and practice trouble shooting, using the Progressive Signal Tracer, Progressive Signal Injector, Progressive Dynamic Radio & Electronics Tester, Square Wave Generator and the accompanying instructional material.

You will receive training for the Novice, Technician and General Classes of F.C.C. Radio Amateur Licenses. You will build Receiver, Transmitter, Square Wave Generator, Code Oscillator, Signal Tracer and Signal Injector circuits, and learn how to operate them. You will receive an excellent background for television, Hi-Fi and Electronics.

Absolutely no previous knowledge of radio or science is required. The "Edu-Kit" is the product of many years of teaching and engineering experience. The "Edu-Kit" will provide you with a basic education in Electronics and Radio, worth many times the low price you pay. The Signal Tracer alone is worth more than the price of the kit.

THE KIT FOR EVERYONE

You do not need the slightest background in radio or science. Whether you are interested in Radio & Electronics because you want an interesting hobby, a well paying business or a job with a future, you will find the "Edu-Kit" a worth-while investment. Many thousands of individuals of all

ages and backgrounds have successfully used the "Edu-Kit" in more than 79 countries of the world. The "Edu-Kit" has been carefully designed, step by step, so that you cannot make a mistake. The "Edu-Kit" allows you to teach yourself at your own rate. No instructor is necessary.

PROGRESSIVE TEACHING METHOD

The Progressive Radio "Edu-Kit" is the foremost educational radio Kit in the world, and is universally accepted as the standard in the field of electronics training. The "Edu-Kit" uses the modern educational principle of "Learn by Doing." Therefore you construct, learn schematics, study theory, practice trouble shooting—all in a closely integrated program designed to provide an easily-learned, thorough and interesting background in radio. You begin by examining the various radio parts of the "Edu-Kit." You then learn the function, theory and wiring of these parts. Then you build a simple radio. With this first set you will enjoy listening to regular broadcast stations, learn theory, practice testing and trouble shooting. Then you build a more advanced radio, learn more advanced theory and techniques. Gradually, in a progressive manner, and at your own rate, you will find yourself constructing more advanced multi-tube radio circuits, and doing work like a professional Radio Technician. The "Edu-Kit" course are Receiver, Transmitter, Code Oscillator, Signal Tracer, Square Wave Generator and Signal Injector Circuits. These are not unprofessional "breadboard" experiments, but genuine radio circuits, constructed by means of professional wiring and soldering on metal chassis, plus the new method of radio construction known as "Printed Circuitry." These circuits operate on your regular AC or DC house current.

THE "EDU-KIT" IS COMPLETE

You will receive all parts and instructions necessary to build twenty different radio and electronics testers, each guaranteed to operate. Our Kits contain tubes, tube sockets, variable, electrolytic, mica, ceramic and paper dielectric condensers, resistors, tie strips, hardware, tubing, punched metal chassis, Instruction Manuals, hook-up wire, solder, selenium rectifiers, coils, volume controls and switches, etc.

In addition, you receive Printed Circuit materials, including Printed Circuit chassis, special tube sockets, hardware and instructions. You also receive a useful set of tools, a professional, electric soldering iron, and a self-powered Dynamic Radio and Electronics Tester. The "Edu-Kit" also includes Code Instructions and the Progressive Code Oscillator, in addition to F.C.C. Radio Amateur License training. You will also receive lessons for servicing with the Progressive Signal Tracer and the Progressive Signal Injector, a High Fidelity Guide and a Quiz Book. You receive Membership in Radio-TV Club, Free Consultation Service, Certificate of Merit and Discount Privileges. You receive all parts, tools, instructions, etc. Everything is yours to keep.

PRINTED CIRCUITRY

At no increase in price, the "Edu-Kit" now includes Printed Circuitry. You build a Printed Circuit Signal Injector, a unique servicing instrument that can detect many Radio and TV troubles. This revolutionary new technique of radio construction is now becoming popular in commercial radio and TV sets.

A Printed Circuit is a special insulated chassis on which has been deposited a conducting material which takes the place of wiring. The various parts are merely plugged in and soldered to terminals.

Printed Circuitry is the basis of modern Automation Electronics. A knowledge of this subject is a necessity today for anyone interested in Electronics.

FREE EXTRAS

• SET OF TOOLS

- SOLDERING IRON
- ELECTRONICS TESTER
- PLIERS-CUTTERS
- VALUABLE DISCOUNT CARD
- CERTIFICATE OF MERIT
- TESTER INSTRUCTION MANUAL
- HIGH FIDELITY GUIDE • QUIZZES
- TELEVISION BOOK • RADIO TROUBLE-SHOOTING BOOK
- MEMBERSHIP IN RADIO-TV CLUB: CONSULTATION SERVICE • FCC AMATEUR LICENSE TRAINING
- PRINTED CIRCUITRY

SERVICING LESSONS

You will learn trouble-shooting and servicing in a progressive manner. You will practice repairs on the sets that you construct. You will learn symptoms and causes of trouble in home, portable and car radios. You will learn how to use the professional Signal Tracer, the unique Signal Injector and the dynamic Radio & Electronics Tester. Write your name on this practical way, you will be able to do many a repair job for your friends and neighbors, and charge fees which will far exceed the price of the "Edu-Kit." Our Consultation Service will help you with any technical problems you may have.

FROM OUR MAIL BAG

J. Statatits, of 25 Poplar Pl., Waterbury, Conn., writes: "I have repaired several sets for my friends, and made money. The "Edu-Kit" paid for itself, I was ready to spend \$240 for a Course, but I found your ad and sent for your Kit."

Ben Valerio, P. O. Box 21, Magna, Utah: "The Edu-Kits are wonderful. Here I am sending you the questions and also the answers for them. I have been in Radio for the last 10 years, but like to work with Radio Kits, and like to build Radio Testing Equipment. I've enjoyed every minute I worked with different kits; the Signal Tracer works fine. Also like to let you know that I feel proud of becoming a member of your Radio-TV Club."

Robert L. Shuff, 1534 Monroe Ave., Huntington, W. Va.: "Thought I would drop you a few lines to say that I received my Edu-Kit, and was really amazed that such a bargain can be had at such a low price. I have already started repairing radios and phonographs. My friends were really surprised to see me get into the swing of it so quickly. The Trouble-shooting Tester that comes with the Kit is really swell, and finds me trouble, if there is any, that can be found."

UNCONDITIONAL MONEY-BACK GUARANTEE

ORDER FROM AD—RECEIVE FREE BONUS
RADIO & TV PARTS JACKPOT WORTH \$15

- Send "Edu-Kit" postpaid. I enclose full payment of \$26.95.
- Send "Edu-Kit" C.O.D. I will pay \$26.95 plus postage.
- Rush me FREE descriptive literature concerning "Edu-Kit."

Name.....

Address.....

PROGRESSIVE "EDU-KITS" INC.

(ATT: S. GOODMAN, M.S. in Ed., PRES.)
1186 Broadway, Dept. 648D, Hewlett, N.Y. 11557

CIRCLE NO. 38 ON READER SERVICE PAGE

for the critical ear

SHURE

Stereo Dynamic®

HIGH FIDELITY PHONO CARTRIDGES

ECONOMICAL TREND-SETTER



M44 SERIES

Premium quality at a modest price. 15° tracking angle conforms to standard adopted by major record companies. Remarkably low IM and Harmonic distortion... excellent channel separation, providing superlative stereo effect. Scratch-proof retractile stylus. M44-5 with .0005" stylus for 3/4 to 1 1/2 gram tracking. Only \$21.95. M44-7 for 1 1/2 to 3 grams, .0007" stylus. Only \$19.95

Write for literature:

SHURE BROTHERS, INC.

222 HARTREY AVE., EVANSTON, ILLINOIS

CIRCLE NO. 44 ON READER SERVICE PAGE

EARN Electronics DEGREE

You can earn an A.S.E.E. degree at home. College level HOME STUDY courses taught so you can understand them. Continue your education, earn more in the highly paid electronics industry. Missiles, computers, transistors, automation, complete electronics. Over 27,000 graduates now employed. Resident school available at our Chicago campus—Founded 1934. Send for free catalog.

AMERICAN INSTITUTE OF ENGINEERING & TECHNOLOGY

1137 West Fullerton Parkway, Chicago 14, Ill.

HI-FIDELITY SPEAKERS 690

Matched 6 1/2" 4.64 Oz. Alnico V Woofer and 3 1/2" Tweeter with crossover capacitor attached. Plans for building your own small baffle included. Made in U.S.A. to the latest Hi-Fi speaker engineering specifications. Impedance 8 Ohms. Stock No. XS-TS-63 \$6.90 plus 80c postage, packing and insurance. Extra XS-5052 6 1/2" woofer \$3.95 extra plus 40c postage. Please send full remittance. McGee's 1966-176 page electronics catalog

sent free on request. McGee Radio Company, 1901 S- McGee Street, Kansas City, Missouri 64108.

GET INTO ELECTRONICS

V.T.I. training leads to success as technicians, field engineers, specialists in communications, guided missiles, computers, radar, automation. Basic & advanced courses. Electronic Engineering Technology and Electronic Technology curricula both available. Associate degree in 20 months. B.S. obtainable. C.I. approved. Start February, September, Dorms, campus. High school graduate or equivalent. Catalog.

VALPARAISO TECHNICAL INSTITUTE
DEPARTMENT PE, VALPARAISO, INDIANA



Hebrew at 1400 (also at 1631 on Sundays), French at 1515 and Eng. at 1545 on 9009, 9625, and 9725 kc. Tests have been made recently on 11,750, 11,755, 11,760, 11,905, 11,910, and 11,915 kc. between 0300 and 0500.

Nepal—R. Nepal broadcasts at 2120-2320, 0220-0420, and 0820-1020 on 4600 and 7105 kc. The 5-kw. power will soon be increased to 100 kw. Reports go to Superintending Engineer, Department of Broadcasting, Singha Durvar, Kathmandu, Nepal.

Netherlands—The Sunday "Happy Station Program" at 1030-1150 to Africa and Europe is now on 21,570 kc. instead of 17,830 kc.

Netherlands Antilles—Trans World Radio, Bonaire, 11,855 kc., operates at 1935-2005 in Eng. and to 2020 in French although it may move up to 11,880 kc. at times. Another new xmsn is on 9710 kc. to 0600 in Spanish.

Nigeria—Voice of Nigeria is scheduled at 0830-1100 and 1200-1700 on 11,900 kc., and at 1100-1700 on 15,255 kc. Reports go to Mr. Theodore A. Faney, Director of External Broadcasting, Ikoyi, Lagos.

Peru—R. Union, Lima, 6115 kc., is a new station being heard from 1800 to 0100/close with Spanish and Latin American pop tunes. Seldom heard is OAX8W, R. Sideral, 9750 kc., around 2200/close; you'll really have to dig deep for this one. About the strongest Peruvian currently is R. Nacional del Peru, OAX1Z, Lima, 6082 kc., heard from local sunset to 0000 s/off with news and many musical features; verification took six months.

Somali Republic—R. Mogadiscio, 7160 kc., verified promptly with a photographic card. S/on is at 2226, Arabic to 2245, Eng. to 2300, then Somali. The 4970-kc. channel was also listed as being in use.

South Africa—The Africa Service is aired at 2200-2300 on 6150 kc.; at 0500-0955 on 11,900 kc.; at 0955-1125 on 9525 and 11,900 kc.; at 1125-1225 on 9525 and 7270 kc.; and from 1125 to close on 6150 and 7270 kc. The Commercial Service in Eng. and Afrikaans is noted in Eastern areas at 2213-2246 on 2376 kc.

Swan Island—R. Americas is being reported on 18,000 kc. around 0000 in Spanish. This is the third harmonic from 6000 kc.

Sweden—Stockholm is using 11,805 kc. for its half hour programs in Eng. to Eastern N.A. at 2045 and to Western N.A. at 2215. A recent xmsn in Eng. to S. E. Asia from 0945 s/on was monitored on 15,315 kc.

Switzerland—Berne is using a new frequency of 11,775 kc. (HE16). S/on is at 1800 in French.

U.S.S.R.—R. Kiev can be heard well with an IS and ID at 1730 and news commentary in Russian on 11,955 kc. R. Vilnius, Lithuanian SSR, 7310 kc., is heard in Eng. on Sundays only from 1800 to 1830, at which time reports and suggestions are requested; operation is dual to 7110 and 7185 kc. Vladivostok is noted with Russian programming consisting of semi-classical music and talks at 1000-1100 on 5015 kc.; at 1050 there is a clear ID for Radiostantsi Unik.

Viet Nam (North)—V. of Viet Nam, Hanoi, 11,760 kc., is noted at 0800 with an Oriental march IS, at 0820 with a talk, and s/off at 0827. Broadcasts are Eng. and beamed to American servicemen in South Viet Nam. The programs are largely news, commentary, talks and a bit of Vietnamese music.

Viet Nam (South)—Station VTVN, Saigon, 9620 kc., was logged from 0700 with a stringed instrument IS and until 0820 tune-out with Vietnamese talks, news, and music. This is Network A of the Vietnamese Home Service.

Windward Islands—Grenada is heard on 15,100-15,105 kc. from 1700 to as late as 1900 with its usual programs of news, commentary, request music, and special anmts.

Utility—A new time signal station has been noted on 15,000 kc. in Eastern areas during evenings. The station, using single sideband, gives a CW call each ten minutes as "RID." Can anyone identify it?

—30—

GET MORE LIFE

(Continued from page 41)

outlet to test the filament string in this manner. Jumping the picture tube heater to make this test can do no harm. In a transformer-equipped set where the tube filaments are wired in parallel, it is a simple matter to read the proper voltage directly on an a.c. voltmeter. Do not jump a parallel heater connection.

A common heater-type trouble, particularly when the heater seems to be blinking on and off over short or long periods of time, is in the base pin connection. A special crimping tool is commercially available to obtain a tight physical connection between the pins and the heater leads coming from the neck of the tube. Sometimes you can reheat and resolder the pins to cure this trouble.

If the heater is broken inside the tube, the end has probably come. Even so, you can try tapping or vibrating the neck of the tube while applying a charged electrolytic capacitor to the heater pins.

You don't want to break the neck of the tube, so go easy. If the break inside the tube should momentarily close, the resulting surge of current could weld the loose ends. (A 40- μ f. capacitor charged to about 300 volts will do. It could also give you quite a kick, so don't let your fingers cross the capacitor.)

Slow Warm-Up. If it takes an unusually long time for the picture tube to brighten up, or if it doesn't get bright enough, particularly so far as old tubes are concerned, chances are that the emission is low. If a fairly new tube acts up in this way, look for trouble in the set, since this is a typical symptom of old age.

You can get some extra life out of your old tube for perhaps six months to a year by giving it a "hot shot." A combination picture tube tester and rejuvenator is a handy instrument for this purpose, but if one is not available, you can try using one or more boosters. The idea is to raise the heater temperature enough to "boil" away the uppermost material or coating on the cathode and

**Otto Werk
sent in
this
coupon**

LTV UNIVERSITY
Desk K54, P. O. Box 1056
Oklahoma City, Oklahoma
 Send me the UNI-
VERSITY Hi-Fi Guide
 Send me the MUS-
TANG STORY

NAME _____
ADDRESS _____
CITY _____ STATE _____
ZIP CODE _____

Look what he got!

Lots of help . . . right from the horse's mouth, 'cause now University's got a Mustang! Plus a corral full of other speakers. University speaker guides showed him how to choose a speaker system, how to build a custom system with separate speakers—and much more! Send for these guides right away. You'll be an expert too. Just like a smart Dane named Otto.



UNIVERSITY SOUND
A DIVISION OF LTV LING ALTEC, INC.

CIRCLE NO. 27 ON READER SERVICE PAGE

POPULAR ELECTRONICS
October 1965
ADVERTISERS INDEX

READER SERVICE NO.	ADVERTISER	PAGE NO.
	ATV Research	92
1	Allied Radio	122, 123, 124, THIRD COVER
2	American Edelstaal, Inc	108
	American Institute of Engineering & Technology	112
3	Amphenol Distributor Division, Amphenol-Borg Electronics	96
4	Antenna Specialists Co., The	31
5	B & K Manufacturing Co	4
	Birnbach Radio Company Inc	91
6	Browning Laboratories, Inc	102
7	Burstein-Applebee Co	6
	Capitol Radio Engineering Institute, The	34, 35, 36, 37
	Cleveland Institute of Electronics	16, 17, 18, 19
8	Cleveland Institute of Electronics	100
9	Conar	8
	Conar	98
10	Cornell Electronics Co	119
12	Crescent Electronics	94
	DeVry Technical Institute	3
56	EICO Electronic Instrument Co. Inc	29
	Eastman Kodak Company	27
11	Electro-Voice, Inc	FOURTH COVER
14	Empire Scientific Corp	84
58	Esse Radio Company	121
15	Finney Company	9
	Fisher Radio Corporation	23
	Grantham School of Electronics	90
17	Hallcrafters	90
18	Heath Company	85, 86, 87, 88, 89
	Hitchings	92
19	Hy-gain Electronics Corp	28
20	International Crystal Mfg. Co. Inc	13
53	JFD Electronics Corporation	33
21	Jerrold Electronics	30
22	Johnson Company, E.F.	38
23	Judson Research and Mfg. Co	92
24	KLH Research and Development Corporation	5
25	Kaar Engineering Company	7
26	Kuhn Electronics Inc	99
28	Lafayette Radio Electronics	97
	McGee Radio Company	112
55	Metrotek Electronics, Inc	21
29	Miller Company, J.W.	101
31	Milwaukee School of Engineering	93
32	Mosley Electronics Inc	109
33	Multi-Elmac Company	95
34	Nation-Wide Tube Co	117
	National Radio Institute	SECOND COVER, 1, 103
	National Technical Schools	104, 105, 106, 107
35	New-Tronics Corp	94
36	Dison Electronics Incorporated	84
37	Pearce-Simpson, Inc	32
38	Progressive "Edu-Kits" Inc	111
39	RCA Electronic Components and Devices	25
	RCA Institutes, Inc	60, 61, 62, 63
40	Radio Shack	83
41	Regency Electronics, Inc	12
54	Rotron Manufacturing Company, Inc	14
42	Sams & Co., Inc., Howard W	20
43	Scott, Inc., H.H.	11
44	Shure Brothers, Inc	112
45	Sonar Radio Corp	101
46	Sonotone Corp	99
47	Spar Electronics	108
48	Telex/Acoustic Products	98
49	Texas Crystals	100
50	Turner Microphone Company, The	102
57	University Sound	26
27	University Sound	113
	Valparaiso Technical Institute	112
51	Weller Electric Corp	14
52	Xcelite Inc	10

CLASSIFIED ADVERTISING 115, 116, 117, 118, 119, 120, 121

expose some fresh electron emitting material.

The rejuvenator can do this with the set off, but it is necessary to connect the boosters between the picture tube and its socket, and turn the set on. Allow the set to stay on long enough for the brightness level to come back to what appears to be normal, and perhaps a few minutes longer. Shut off the set, remove the brighteners, and replace the tube socket. Allow the tube to cool down before turning on the set to see if the tube has responded. If it did, fine; if not, you can try again. If the tube still doesn't come up to your expectations, you could install one booster and leave it in the set.

You should use only those boosters that are specifically designed for your type of set. There are boosters for both series-string and parallel-wired sets which offer varying degrees of boosted heater voltage. It is a good practice to start with the least amount of boost possible. You can always add more. There's nothing wrong with adding a booster to a booster.

Shorted Elements. Loss of brightness, loss of picture, a picture or screen whose brightness cannot be varied, or a large dark horizontal bar across the screen (60 cycle hum) are typical manifestations of a shorted element. Sometimes shorts can be cleared by tapping the neck of the tube. If the short is due to debris between the elements, there is always a possibility that your tapping will cause the short to clear, to move to another location, or to become more firmly entrenched where it is. So at the risk of looking foolish, try spreading a blanket in front of the set and lay the set face down on the blanket. Now tap the tube's neck and hope that the foreign matter clears the gun.

Should this fail, you can try burning out the short by applying about 300 volts a.c. across the shorted elements. There's a gadget on the market that plugs into the rectifier tube socket on one end and the picture tube on the other. A flip of the switch momentarily puts the power transformer's high-voltage winding across the selected elements.

However, do not attempt to clear a

ELECTRONICS MARKET PLACE

COMMERCIAL RATE: For firms or individuals offering commercial products or services. 90¢ per word (including name and address). Minimum order \$9.00. Payment must accompany copy except when ads are placed by accredited advertising agencies. Frequency discount: 5% for 6 months; 10% for 12 months paid in advance.

READER RATE: For individuals with a personal item to buy or sell. 55¢ per word (including name and address). No Minimum! Payment must accompany copy.

FOR SALE

FREE GIANT BARGAIN CATALOG! silicon mesas, planars, duals, darlingtons, medium and high power transistors; integrated circuits; 250mw to 10W zeners, references; top hat, epoxy, stud rectifiers, diodes; silicon control rectifiers, switches; prepacked "POLY PAK" \$1 parts specials. Poly Packs, Inc. P.O. Box 942, Lynnfield, Mass.

GOVERNMENT Surplus Receivers, Transmitters, Sniperscopes, Radios, Parts, Picture Catalog 20¢. Meshna, Nahant, Mass.

ELECTRONIC Ignition Kits, Components. Free Diagrams. Anderson Engineering, Epsom, New Hampshire 03239.

DIAGRAMS for repairing Radios \$1.00. Television \$2.50. Give make model. Diagram Service, Box 1151 PE, Manchester, Connecticut 06042.

CB WPE QSL Cards. Samples Free. Radio Press, Box 24, Pittstown, New Jersey.

cathode-to-heater short in this manner—odds are that the heater will be ruined forever. The solution in this case is to use an isolation transformer.

Open Cathode. Don't throw away a tube you think has an open cathode, at least not until you've tried to jump the break. The trick here is how to determine if the cathode is really open. Of course, a tube checker will help you peg this defect, but what do you do without one?

You can check and eliminate all the other causes for no brightness and then assume that the cathode is open. If the cathode does have a break, and if the break happens to be in the right place, you can make a permanent repair by connecting the cathode pin to one of the heater pins and using an isolation transformer. You can also try to repair the break with a charged capacitor.

If you are among the most fortunate, you will never have to replace a picture tube, at least not for ten years. Three to five years of life is not unusual. If you get less than that, you didn't read this article.

-30-

GENERAL INFORMATION: First word in all ads set in bold caps at no extra charge. Additional words may be set in bold caps at 10¢ extra per word. All copy subject to publisher's approval. Closing Date: 1st of the 2nd preceding month (for example, March issue closes January 1st). Send order and remittance to: Hal Cymes, POPULAR ELECTRONICS, One Park Avenue, New York, New York 10016.

ROCKETS: Ideal for miniature transmitter tests. New illustrated catalog, 25¢. Single and multistage kits, cones, engines, launchers, trackers, technical information, etc. Fast service. Estes Industries, Penrose 18, Colorado.

"SPECIAL! WPE-SWL-CB-QSL cards, 3 colors, \$2.50 per 100—Free Samples, Garth, Jutland, New Jersey."

CANADIANS—GIANT Surplus Bargain Packed Catalogs. Electronics, Hi-Fi, Shortwave, Amateur, Citizens Radio. Rush \$1.00 (Refunded). ETCO, Dept Z., Box 741, Montreal, CANADA.

TV CAMERAS, transmitters, converters, etc. Lowest factory prices. Catalog 10¢. Vanguard, 190-48 99th Ave., Hollis, N.Y. 11423.

WEBBER Labs. Transistorized converter kit \$5.00. Two models using car radio 30-50 Mc or 100-200 Mc, one Mc spread. Easily constructed. Webber, 40 Morris, Lynn, Mass.

JAPAN & Hong Kong Electronics Directory. Products, components, supplies. 50 firms—just \$1.00. Ippano Kaisha Ltd., Box 6266, Spokane, Washington 99207.

CANADIANS, TRANSISTORS AND PARTS. Free catalogue contains reference data on 300 transistors. J. & J. Electronics, Dept. PE, Box 1437, Winnipeg, Manitoba.

ELECTRONIC "GOODIES"—Bonanza surprise package, \$1.00 ppd. Guaranteed satisfaction. DART ELECTRONICS, Box 214, Jericho, N.Y.

TRANSISTORIZED CONVERTER 26-200 MC. Receive signal from 26 to 200 MC (1 MC spread), on broadcast band using car radio, crystal control or tuneable (1 MC spread). Kit \$11.00 pp. Wired \$20.00 pp. Webber Labs, 40 E Morris St., Lynn, Mass.

BUILD TV CAMERA Cheaper Than Ever! Send 10¢ for Details. ATV Research, Box 396, South Sioux City, Nebr. 68776.

COMPONENTS? Kits? Hardware? For catalogue write Trans-Vu-Pacs, Box 267, Chelsea, Mass. 02150.

QSL's BROWNIE W3CJI 3111A Lehigh, Allentown, Pa. 18103. Samples 10¢ with catalogue 25¢.

TRANSISTORS—Miniature Electronic Parts. Send for free Catalog. Electronic Control Design Company, P. O. Box 1432K, Plainfield, N.J.

DETECTIVES! Free brochures! Electronic intelligence devices for your needs and budget. SILMAR ELECTRONICS, 3476 N.W. 7th Street, Miami, Fla. 33125.

INVESTIGATORS, FREE BROCHURE, LATEST SUBMINIATURE ELECTRONIC SURVEILLANCE EQUIPMENT, ACE ELECTRONICS, 11500-L NW 7TH AVE., MIAMI 50, FLA.

CITIZEN BANDERS! Get base station Performance with your mobile units. No modifications or soldering necessary. Proven performance. Send for free details or send (\$15.00) to: T. Francis, 15 Park Row, N.Y. 38, N.Y.

CONVERT any television to sensitive, big-screen oscilloscope. Only minor changes required. No electronic experience necessary. Illustrated plans, \$2.00. Relco Industries, Box 10563, Houston 18, Texas.

NEED RESISTORS? Factory fresh, NAME BRAND, 1/2 watt, 10% standard carbon resistors. Any regular value from 10 ohms to 2.2 megohms, \$.05 each! Postpaid. Any quantity assorted. Minimum order \$1.00 TEPCO, Box 508, Tullahoma, Tenn.

BUY Appliances, Cameras, Watches, etc. at factory prices plus 10%! Free Details! Cam Company, 436-11 Bloomfield Ave., Verona, N.J. 07044.

DIAGRAMS, servicing information; Radio, \$1.00; Television, \$2.00. SUPREME, 1760 Balsam, Highland Park, Ill. 60035.

NEW Supersensitive transistor locators detect buried gold, silver, coins. Kits, assembled models. \$19.95 up. Free catalog. Relco-A33, Box 10563, Houston 18, Texas.

AMAZING NEW electronic miracle transforms your TV room into a Stereophonic Theatre! Free details and Free Gift! Consolidated Acoustics, 1302C Washington, Hoboken, N.J.

110VAC 60cy from car generator. Powers lights, refrigerator, transmitter, receiver, etc. Simple, easy to convert. Plans \$2.00. Tedco, P.O. Box 12098, Houston, Texas 77017.

ACHTUNG! Das machine is nicht fur Gerfingerpoken und mittengraben. Is easy schnappen der Springenwerk, blowenfusen und poppercorken mit spitzensparken. Ist nicht fur gerwerken by das Dummkoppen. Das rubbernecken sightseeren keepen hands in das pockets. Relaxen und watch das Blinkenlights. This attractive, brass metal plaque only \$2.00 each, ppd, Southwest Agents, Dept. P, 8331 Hwy. 80 West, Fort Worth, Texas 76116.

WALKIE-TALKIE. Construct 2"x1"x1/2" transistorized, long range, 100 milliwatt marvel for \$10. Plans, FREE GIFT, \$2.00. Baker Electronics, R.R. 1, Greencastle, Ind.

TELEPHONE VOICE SWITCH: (LS-500). ACTUATES AUTOMATICALLY AND UNATTENDED ANY TAPE OR WIRE RECORDER. PICTORIAL INSTALLATION INSTRUCTIONS INCLUDED. \$23.75. POST PAID USA, WJS ELECTRONICS, 737 North Seward, HOLLYWOOD, CALIF. 90038.

INVESTIGATORS: KEEP IN STEP WITH ADVANCEMENTS IN THE ART OF ELECTRONICS FOR THE PROFESSIONAL. SEND \$1.00 FOR EQUIPMENT BROCHURE. WJS ELECTRONICS, 737 North Seward, HOLLYWOOD, CALIF. 90038.

BUG DETECTOR: WILL DETECT AND LOCATE SURREPTITIOUS TRANSMITTING DEVICES IN CONFERENCE ROOMS, HOME AND OFFICES, ETC. WRITE FOR DETAILS. WJS ELECTRONICS, 737 North Seward, HOLLYWOOD, CALIF. 90038.

DIAGRAMS—SENT AIRMAIL—TELEVISION \$3.00. RADIO 1919-1965 \$2.00. GIVE MODEL. DIAGRAMS, BOX 55, WILLIAMSPORT, PA. 17704.

SAFEGUARD PRIVACY! New instrument detects electronic 'bugs,' wire-tapping and snooping devices. Free information. Dee Equipment, Box 7263-E7, Houston 8, Texas.

COMPUTER MODULES: FLIP FLOPS \$3.00, TWO GATES \$1.75. FREE LITERATURE FOR BUILDING DECIMAL COUNTERS AND COMPUTER CIRCUITS. DIOTRAN, BOX 112, SOMERVILLE, MASS. 02145.

CB-WPE-QLS CARDS. Same High Quality, Beautiful, Glossy multi-color cards. New **LOW PRICES. 26 SAMPLES, 25¢.** Dick, W8VXK, 19QA0625, Gladwin, Mich. 48624.

NEW Mfrs. Surplus Record Changers B.S.R. stereo cartridge & 45 adapter \$15 each. Changers, Inc., Box 144, Jerome Ave. Sta., Bx., N.Y. 10468.

LASER: Hobbyists, experimenters, amateur scientists. Build your own coherent-light optical laser. Complete instructions, drawings, schematic diagrams and parts list. \$6.00. Same as above, diode laser, \$3.00. Technical Writers Group, Box 5501, State College Station, Raleigh, N.C. 27607.

REVERBERATOR (ECHO) UNIT: Build your own. Complete plans, drawings, schematic and parts list. \$3.00. Use with automobile radio, home radio or record player. Technical Writers Group, Box 5501, State College Station, Raleigh, N.C. 27607.

RADAR: Build your own ultrasonic doppler radar. Detect motion of people, automobiles, even falling rain drops. Transistorized, uses standard small 9-volt battery. Complete plans, drawings, schematic diagrams and parts list. \$4.00. Technical Writers Group, Box 5501, State College Station, Raleigh, N.C. 27607.

TV CAMERA: Build your own. The real thing—no rotating disc. Uses 5 tubes plus videon tube. Output: 72 ohms. and also any channel 2 to 6. Receive on any TV set without modification. Excellent circuit—good picture. Complete plans, drawings, schematic and parts list. \$6.00. Technical Writers Group, Box 5501, State College Station, Raleigh, N.C. 27607.

STROBOSCOPE: Build your own. Observe wheels, fan blades, gears, etc. while rotating. Uses 2 tubes and neon bulb. Complete plans, drawings, schematic and parts list. \$3.00. Technical Writers Group, Box 5501, State College Station, Raleigh, N.C. 27607.

CIRCUIT Boards, Parts for "Poptronics" projects. Free catalog. DEMCO, Box 16297, San Antonio, Texas 78216.

TRANSISTOR Ignition Coils 400:1 Special \$3.95. Two Delco Transistor Cascade Amplifier (15 Amp) in Anodized Aluminum Heatsink, Below Parts cost at \$5.95. 4/10-6/10 80 watt Ballast Resistors, 69 Cents. 6/10 Volt 20 Amp Load Relay with fuse, 99 cents. Complete Kit for 6-12 Volt Negative Ground, \$9.95 postpaid. Orders under \$5.00 Add 50 cents postage. Closeout. All New Merchandise, Supply Limited. Electronic Liquidators, BOX 1946, Grand Junction, Colorado.

TRANSISTOR ignition systems. Famous "Operation Pickup" kit finest components only \$13.95 Postpaid. Also other systems and components available. Free catalogue. ELECTROMART, Box 2680, Milwaukee, Wisconsin 53214.

PLANS ONE TUBE DX Shortwave kit (12,000 records) 24 pages—50¢. Experimenter's catalog 250 exclusive items—25¢, refundable. 993-L, Redwood City, Calif.

EXCLUSIVE QSL SWL CB Card printing. Samples 10¢. Kincz Press, 535 Walpole Street, Norwood, Mass. 02062.

INVESTIGATORS—DETECTIVES—INDUSTRIAL SECURITY OFFICERS: New 1966 line of Electronic Surveillance Devices. Incorporating most advanced subminiature design. Greater range; lower battery drain; unique sophisticated circuitry; extremely durable. **HIGH QUALITY PROFESSIONAL EQUIPMENT AT ROCK BOTTOM PRICES.** Fool-proof wireless units are extremely **SIMPLE TO USE!** You **DO NOT** have to be an engineer to get **PROFESSIONAL** results with **THIS** equipment. **TROL 1966** models ready **NOW!** Take advantage of Special Introductory Offer. Don't delay! For **FREE** details write **TROL ELECTRONICS-PE, 342 Madison Avenue, New York, N.Y. 10017.**

BEEP . . . BEEP . . . BEEP . . . 100 milliwatt, 3 transistor, 2"x1 1/2"x1/2" CB telemetering transmitter signals its location for miles. Hundreds of scientific and James Bond uses. Build for \$5.00. Illustrated construction manual and **FREE GIFT**, only \$2.00. Details free. Baker Electronics, R.R. 3, Greencastle, Indiana 46135.

"GREAT BUYS" Catalog 10¢. Multimeter Special \$9.95, VHF Transmitter, Stepping Switch, Torroid Assemblies, UHF Grounded Grid, VHF Transistorized Amplifiers, Variacs 5a-10a, Mercury Relays. Fertik's, Ninth Tioga, Phila., Pa. 19140.

SURVEILLANCE equipment—Hottest on Market today. Complete Kits, Free Brochure. Tri-Tron, Inc., 7800 Phoenix NE, Albuquerque, New Mexico 87110.

TRANSISTORIZED REGULATED POWER SUPPLY. 7-25V DC, 225MA, ±.35% regulation. Complete kit—\$13.95 pp. Plans—\$2.00. Viking, 706 Prentice, Albert Lea, Minnesota 56007.

RUBY Laser Rods . . . Single crystal ruby rods are now available for the university student and amateur experimenter from one of the nation's leading fabricators of sophisticated optical elements. Rods are 1/4" diameter, 3" long; finely polished, and with flat and parallel ends silver coated for immediate installation. \$75.00 per unit plus \$1.00 postage and handling. All rods guaranteed to last. Moneyback if returned unharmed in 10 days. Valpey Corporation, Department 310, Holliston, Mass.

IMPROVE COLOR TELEVISION with "PICTURE PURIFIER" degaussing coil, \$7.98. Money Back Guarantee. Free Details. Colorserv, Box 655, Richardson, Texas.

TV CAMERA UNDER \$40.00—completely transistorized space age Flying Spot Scanner. Schematics, Photographs—Plans for \$3.00. Beck, 2950 Sarah Court, Newbury Park, Calif. 91320.

PHONE PATCH—A Complete sealed-circuit module that provides a means for connecting your telephone lines to your two-way radio, tape recorder or amplifier. So small that it can be built into a telephone. \$9.95 PPD. Info. Free. Eastern Electronics, Dept. PE-10, 708 E. Tremont Ave., Bronx, N.Y. 10457.

LASER CONSTRUCTION PLANS—complete, thoroughly explained. **POWERFUL** laser for less than 1/2 lowest commercial price! **ONLY \$9.95.** FREE details. Optical Engineering Co., Dept. 7, 170 Madison Street, Franklin Square, N.Y.

CONSTRUCTION PLANS. Telephone: \$40 Answering Machine, \$15 Bell System type Speakerphone, Phonevision, \$10 Legal Telephone Connector, Telephone extension in your car. Television: \$50 Camera, \$10 3DTV Converter, \$35 all Electronic Color TV Converter, Recorder, Hobbyist: \$50 UltraSonic Dishwasher, Transistorized Teletype, \$75 Electron Microscope, Private Eye Tail Transmitter, Police Radar Detector plus legal Jammer. Plans \$4.95 each. Air Mail Service 50¢ each. **FREE SUPER HOBBY CATALOG** 10¢ Postage. Britton Enterprises, 7906 Santa Monica Blvd., Hollywood, Calif. 09946.

LOWEST Prices Electronic Parts. Confidential Catalog Free. **KNAPP**, 3174 8th Ave. S.W., Largo, Fla.

IMPORTED Meerscham Pipes from Turkey. Hand Carved. \$1.00 for complete descriptions and price list. **APPLIED** to Purchase if you buy. Meerscham Mart, Box 324 Sunnymead, Calif. 92388.

DOUBLE-BLADED Pocketknives \$1.00 each, J. C. Barlow, 255 South State, Clearfield, Utah.

TESLA COIL—giant 40-inch spark. Complete plans, instructions, schematic, materials list, color photo—\$6.00. Wheeler Electronics, Box 9 Huntington Station, Shelton, Conn. 06486.

CBER'S HAMS INSTALL STATIC-SHIELD DISTRIBUTOR CAP. SUPPRESS IGNITION NOISE, ONLY \$8.98. Specify: make, model, year, cyl's. Circuit Plating Co., 40 South Ave., Fanwood, New Jersey.

KOREAN TRADITIONAL LONG PIPE made only in Korea. Send \$3.75 to Korean Foundation Society of America, Box 9141, San Francisco, Calif. 94129.

P/C BOARDS 15¢ Sq. In. from your Neg. Min. \$2.00. 50¢ Sq. In. from free hand Dwg. of your circuit. RAMLOR Inc., Box 451, Palo Alto, Calif. 94302.

DETECTIVES. ELECTRONIC SURVEILLANCE DEVICES. LOW COST. SIMPLE OPERATION. FREE BROCHURE. DETECTION SYSTEMS—PE, BOX 455 GRAND CENTRAL, NEW YORK CITY 10017.

WANTED

CASH Paid! Unused tubes, electronic equipment. Barry, 512 Broadway, N.Y.C. 12.

QUICKSILVER, Platinum, Silver, Gold. Ores Analyzed. Free Circular. Mercury Terminal, Norwood, Mass.

ARC-27, ARC-34, ARC-38, ARC-44, ARC-52 ARC-55, ARC-73, ARC-84, RT-220c/ARN-21, APN-22, R-540/ARN-14c, ARN-18, ARN-59, 51X-2/17L-7, 17L-4, RT-68/GRC, Test Sets With ARM, UPM, URM, SG, Prefixes. Top Dollar Paid. Slep Electronics, Drawer 178ZD-PE, Ellenton, Fla. 33532.

"CANADIANS; Tremendous Bargains Available in Electronic Kits, Parts, Radio, Hi-Fi, Tubes of all Types, Etc. . ." Write for our value packed flyer to:—Calmor Electronics Ltd., Dept. P, 480 Port Royal St. W., Montreal 12, Quebec.

HAM EQUIPMENT

CBER'S, HAMS, SWL'S! 3-30 MC Preselector kit, \$18.98. Clipper-filter kit, \$10.99; wired \$14.99. GW-10, GW-11, GW-12 Preselector kits, \$8.99, wired \$11.99. Free catalog. **HOLSTROM ASSOCIATES**, P. O. Box 8640-E, Sacramento, Calif 95822.

SHORTWAVE LISTENING

SWL GUIDE, English programs listed by the hour. **DOUBLE LISTENING PLEASURE.** \$2.00. SWL Guide, 218 Gifford, Syracuse 2, N.Y.

NATION-WIDE TUBE CO.



For all type
TUBES

ANY TYPE NOT LISTED MAY ALSO BE ORDERED AT 35¢ each. (\$33 per 100)

1 YEAR GUARANTEE ON ALL TUBES
Individually boxed
CODE DATED
BRANDED

0Z4	6AN6	6DV4	6X4	12AX4
1A7	6AQ5	6E8	6X5	12AU7
1R3	6AU4	6E9	7A7	12AX7
1M5	6AU6	6E6	7B6	12BA6
1N3	6AV5	6E7	7B8	12BE6
1R6	6AV6	6E7	7C5	12BH7
1W5	6AW8	6E7	7E6	12BY7
1R5	6AX4	6E7	7F7	12C5
1S	6BE6	6E7	7Q7	12CA5
1U4	6BC5	6E7	7Y4	12L6
1X2	6BE6			12P5
2CW4	6BE6			12S7
2D54	6BK7			12SG7
2D4	6BL7			12SH7
3R26	6BN6			12SK7
3DT6	6BQ5			12TW
3V4	6BQ6			18BY6
4R07	6BQ7			18X6
5AT8	6C4			20E4
5J6	6CB6			25L6
5U4	6CP6			25Z6
5Y3	6CG7			32L7
6A7	6CM7			30A5
6B4	6CT5			50C5
6AC7	6DA4			12AF6
6AF4	6DE6			12AT7
6DK6	6DW6			117L7
6E8	6E8			117Z3
6AL5	6MB			
6AM8				

Every order of \$39 or more you get free a self-serving 100¢ Curved Tube Checker. Ret. Val. \$100.00. Light alone \$89.95.

1¢ Annual Sale
Buy any of the tubes listed here at the regular price of 35¢ and receive a second tube for only 1¢. Buy 100 tubes at \$35.00 and receive the second 100 tubes for just \$1.00. Types may be mixed. Offer expires Dec. 31, 1965.
6AC7 6AU6 6CG7 6AG3
6BN7 6AX4 6DZ4 50C3

TERMS: FREE POSTAGE IN USA on prepaid orders. Add 50¢ for handling on orders under \$5. Send 25% deposit on COD orders. Send Approx. postage on Canadian & Foreign orders. Money refunded in 5 days if not completely satisfied. Tubes are new, used or seconds are so marked. Send for complete tube list! This is our current price list and cancels any previous price list!

NATION WIDE TUBE CO.
406 HARRISON AVENUE, HARRISON, NEW JERSEY HU 4-9848
CIRCLE NO. 34 ON READER SERVICE PAGE

HIGH FIDELITY

"LOW, Low quotes: all components and recorders. Hi-Fi, Roslyn 9, Penna."

Hi-Fi Components, Tape Recorders, at guaranteed "We Will Not Be Undersold" prices. 15-day money-back guarantee. Two-year warranty. No Catalog. Quotations Free. Hi-Fidelity Center, 1797 (P) 1st Avenue, New York, N. Y. 10028.

FREE! Send for money saving stereo catalog #P10E and lowest quotations on your individual component, tape recorder, or system requirements. Electronic Values, Inc., 200 W. 20th St., New York, N.Y. 10011.

ANTENNAS

INSTALL YOUR OWN TV OR FM ANTENNA—SAVE UP TO \$50! Exclusive **FREE** booklet reveals secrets of antenna orientation, installation; tells how to get official TV/FM transmission data for your area. Plus prices, specs, of famous Channel Master Antenna Kits. Write: Dept. "E", Jefferson-King, South Fallsburg, N.Y. 12779.

PLANS AND KITS

TAPE transport. NAB recording studio quality. Build yourself for amazingly low cost. Detailed plans \$5.00. Free particulars. Pepke Laboratories, 309-B West 19 Street, New York, N.Y. 10011.

SENSATIONAL LISTENING: SENSITIVE POCKET VHF POLICE RECEIVER. Easily assembled. Plans \$2.00. Otta-wa Sales, Box 627, Holland, Mich. 49424.

TRANSISTORIZED FM TRANSMITTER kit \$7.50 (less mike). FM radio kit \$8.50. Plans \$1.50 each. Radcon, 1736 Minnesota, Fairfield, Calif. 94533.

TAPE AND RECORDERS

TAPE Recorders, Hi-Fi, components, Sleep Learning Equipment, tapes, Unusual Values Free Catalog. Dressner, 1523PE, Jericho Turnpike, New Hyde Park 11, N. Y.

BEFORE Renting Stereo Tapes try us. Postpaid both ways—no deposit—immediate delivery. Quality—Dependability—Service—Satisfaction—prevail here. If you've been dissatisfied in the past, your initial order will prove this is no idle boast. Free Catalog. Gold Coast Tape Library, Box 2262, Palm Village Station, Hialeah, Fla. 33012.

RENT Stereo Tapes—over 2,500 different—all major labels—free brochure. Stereo—Parti, 1616-PE Terrace Way, Santa Rosa, California.

STEREO TAPE. Save up to 60% (no membership fees). We discount recorders, batteries, accessories. We mail prerecorded tape, prepaid, anywhere that United States rates prevail. Free 60 page catalog. Saxitone, 1776 Columbia Road, Washington, D.C. 20009.

RENT 4-TRACK STEREO TAPES—Narrow it down, it has to be TRIMOR—Goodbye to partial satisfaction—Service and Dependability our keynote—**ALL LABELS** and **TITLES BROCHURE** and **TAPE CATALOG**. TRIMOR Company P. O. Box 748, Flushing, N.Y. 11352.

TAPE RECORDER SALE. Brand new, latest models, \$10.00 above cost. Arkay Sales, 1028-C Commonwealth Ave., Boston, Mass. 02215.

TAPES: Recorders: Accessories: Finest Quality, lowest prices. Send for free list and premium offers. Tape Mart, Dept A, 39-17 47th Avenue, Long Island City, N.Y. 11104.

TAPE-MATES makes available to you—**ALL 4 Track Stereo Tapes**—**ALL labels**—at **TREMENDOUS SAVINGS**—also **3 HOUR Long-Play Stereo tape albums**—**CLASSICAL**—**POP**—**JAZZ**—**DANCE** and **VARIETY**—Top recording artists—**ONLY \$9.95** plus a complete **CAR-STEREO** music library and player—all **POSTAGE-FREE** to your door—**FREE Tape-Mates Membership** with initial order—for **FREE BROCHURE** write **TAPE-MATES**, 5280 W. Pico Blvd., Los Angeles, Calif. 90019.

REPAIRS AND SERVICES

TV Tuners rebuilt and aligned per manufacturers specification. Only \$9.50. Any make UHF or VHF. We ship COD. Ninety day written guarantee. Ship complete with tubes or write for free mailing kit and dealer brochure. JW Electronics, Box 51C, Bloomington, Indiana.

METERS—Multimeters Repaired and Calibrated. Free estimates—Catalog. Bigelow Electronics, Box 71-E, Bluffton, Ohio.

INSTRUCTION

LEARN While Asleep, hypnotize with your recorder, phonograph. Astonishing details, sensational catalog free! Sleep-Learning Association, Box 24-ZD, Olympia, Wash. **FCC License** in 6 weeks. First Class Radio telephone. Results Guaranteed. Elkins Radio School, 2603B Inwood, Dallas, Texas.

HIGHLY—effective home study review for FCC commercial phone exams. Free literature! Cook's School of Electronics, Craigmont, Idaho 83523.

REI First Class Radio Telephone License in (5) weeks Guaranteed. Tuition \$295.00. Job placement free. Radio Engineering Institute, 1336 Main Street, Sarasota, Fla.

ELECTRONICS—F.C.C. License Training—Correspondence, or resident classes. Free details. Write: Dept. 3, Grantham Schools, 1505 N. Western, Hollywood, Calif. 90027.

LEARN ELECTRONIC ORGAN SERVICING at home all makes including transistors. Experimental kit—trouble-shooting. Accredited NHSC. Free Booklet. **NILES BRYANT SCHOOL**, 3631 Stockton, Dept. A, Sacramento 20, Calif.

PICTORIAL Study In Amateur Radio. Free Details. Dwight Cross, 1212 Lynch, St. Louis, Mo. 63118.

ELECTRONICS courses. Industrial training programs now released to the public. Low tuition. Fundamental and advanced correspondence courses approved by the State of California, Superintendent of Public Instruction. Huntington Institute, division of Lantec, Box 2244-A, Huntington Park, Calif.

DRAFTING (Electronic, Mechanical, Architectural, Art). Home Courses \$25.00. Send \$2.00 first lesson. Prior, Inc. 23-09 169 Street, Whitestone 57, N.Y.

TUBES

BEFORE You Buy Receiving Tubes, Transistors, Diodes, Electronic Components and Accessories . . . send for Giant Free Zalytron Current Catalog, featuring Standard Brand Tubes: RCA, GE, etc.—all Brand new Premium Quality Individually Boxed, One Year Guarantee—all at Biggest Discounts in America! We serve professional servicemen, hobbyists, experimenters, engineers, technicians. Why Pay More? Zalytron Tube Corp., 469-E Jericho Turnpike, Mineola, N. Y. 11502.

TUBE Headquarters of the World! Free Catalog (tubes, electronic equipment) write! Barry, 512 Broadway, N.Y.C. 12.

RADIO & T.V. Tubes—33¢ each. Send for free list. Cornell, 4213 University, San Diego, California 92105.

TUBES "Oldies", latest. Lists free. Steinmetz, 7519 Maplewood, Hammond, Indiana 46324.

FREE Catalog. Electronic parts, tubes. Wholesale. Thousands of items. Unbeatable prices. Arcturus Electronics ZD, 502-22 St., Union City, N.J. 07087.

TUBE stock from Electronic Shop. Many scarce numbers. Write your needs. John Snyder, 506 Montour Street, Montoursville, Pa. 17754.

PATENTS

INVENTIONS; Ideas developed for Cash/Royalty sales. Raymond Lee, 1606G Bush Building, New York City 36.

EQUIPMENT

McGEE Radio Company. Big 1966 Catalog Sent Free. America's Best Values. HiFi-Amplifiers—Speakers—Electronic Parts. Send name, address and zip code number to McGee Radio Company, 1901 McGee Street, Dept. EG, Kansas City, Mo. 64108.

MAGAZINES

FASCINATING New Magazine For Book Collectors! Information Free. TBA, Webster 37, New York.

HELP WANTED

CHRISTMAS CARDS—**BUSINESS** and Personal. Customer's Name imprinted. Earn unusually high commissions from this medium - and high-priced line. Free Sample Album. Process Corp. (our 44th year). 3422C S. 54th Ave., Chicago, Ill. 60650.

EARN extra money selling advertising book matches. Sample kit furnished. Matchcorp, Dept. MO-105, Chicago, Ill. 60632.

DO-IT-YOURSELF

TRANSISTORIZED Two Band Kit, Tunes Aircraft, Foreign, Police and Broadcast. \$5. Headset \$2. Ekeradio, Box 131, Temple City, Calif.

MOVIE FILMS

END OF AN ERA The "65" Indy—the race to remember as the one that broke the stranglehold of the "Offy". It's **JIM CLARK** in his 2-pipe Lotus Ford showing his heels to **PARNELLI JONES, A.J. FOYT** and rookie **MARIO ANDRETTI**. See racing history made in 180' of 8mm Eastman color by 'pro' cameraman—Only \$12.95 PPD. (add 50¢ for air mail) Dealer Inquiries Invited. **SPORT-LITE "500"** Films, Dept. PE, 20 N. Wacker Drive, Chicago, Ill. 60606.

BOOKS

FREE Book. Prophet Elijah Coming Before Christ. Wonderful Bible Evidence. PE Megiddo Mission, Rochester, New York 14619.

FREE Catalog 48 page Electronic—Aerospace Books, Aero Publishers, Inc. 329 Aviation Rd. (PE), Fallbrook, Calif.

GOVERNMENT SURPLUS

"GOVERNMENT SELLS"—Surplus Electronics; Oscilloscopes; Transceivers; Test Equipment; Radar; Walkie-Talkies; Boats; Jeeps; Aircrafts; Misc.—Send For—"U.S. Depot Directory-Procedure"—\$1.00—Service, Box 425 (ZE), Nanuet, N.Y.

GOVERNMENT Surplus. Complete Sales Directory \$1.00. Surplus Publications, Box 45781E, Los Angeles 45, Calif.

JEEPS from \$53.90 . . . Trucks from \$78.40—Boats, Typewriters, Airplanes, Electronic Equipment, 100,000 Bargains "as is" Direct From Government in Your Area. Complete Sales Directory and Surplus Catalog \$1.00 (Deductible First \$10.00 Order). Surplus Service, Box 820-J, Holland, Michigan.

JEEPS — WALKIE-TALKIES — Receivers — Oscilloscopes — Transmitters—Voltmeters. Uncle Sam's Bargain Prices. Write For Latest Exciting Details. Enterprises, Box 402-B2, Jamaica, N.Y. 11430.

FREE "How To Buy Government Surplus Information" With 20 pounds of New Surplus Electronic Equipment Tubes, Transistors, Relays and countless other valuable components for \$4.95. Send \$1.00 deposit, shipped via parcel post. Evergreen Electronics, Box 2233, Everett, Washington 98202.

AUTHORS' SERVICES

AUTHORS! Learn how to have your book published, promoted, distributed. **FREE** booklet "ZD," Vantage, 120 West 31 St., New York 1.

WANTED WRITERS! Short stories, articles, books, plays, poetry. Will help place, sell your work. Write today, free particulars! Literary Agent Mead, Dept. 37A, 915 Broadway, New York 10, N.Y.

CLUBS

SHORTWAVE/COMMUNICATIONS Association. \$3.00 annually including monthly publication. Literature. 25¢ DX1, 91 Court. Newton, Massachusetts 02160.

MUSIC

SUB carrier detector adds programs of continuous, commercial-free music thru any FM tuner when plugged into multiplex output of tuner. Hear the hidden background music programs now on FM. Kit, no alignment necessary, \$49.50. Wired unit \$75.00. Music Associated, 65 Glenwood Road, Upper Montclair, New Jersey, Tel. 201-744-3387.

Special!
With every \$10 Order

25¢

per tube

(No Limit) from this list

6AG5 6SN7
6AU6 6J6 6SA
6AQ5 6K6 6WA

TUBE CATEGORIES

SIZE	FOOT TUBE SIZE	PRICE PER 10 CARTONS	PRICE PER 100 CARTONS
1000	6AW8	.29	2.59
61	6SN7	.39	3.49
6K6	6WA6	.59	5.29
6	6WA6	.89	7.99

CORNELL

33¢

PER TUBE

100 TUBES OR MORE

30¢ PER TUBE

TUBES

1 YR. GUARANTEED

Mutual Conductance Lab. tested, Individually Screened, Branded and Code Dated

0Z4	6AL5	6BN6	6CZ5	6J6	6J7	6J9	6K7	6L6	6M7	6N6	6P6	6Q6	6R5	6S6	6T6	6U6	6V6	6W6	6X6	6Y6	6Z6	
1B3	6AM8	6B6	6D6	6E6	6F6	6G6	6H6	6I6	6J6	6K6	6L6	6M6	6N6	6O6	6P6	6Q6	6R6	6S6	6T6	6U6	6V6	6W6
1J3/1K3	6AQ5	6B6	6D6	6E6	6F6	6G6	6H6	6I6	6J6	6K6	6L6	6M6	6N6	6O6	6P6	6Q6	6R6	6S6	6T6	6U6	6V6	6W6
1H5	6A55	6B6	6D6	6E6	6F6	6G6	6H6	6I6	6J6	6K6	6L6	6M6	6N6	6O6	6P6	6Q6	6R6	6S6	6T6	6U6	6V6	6W6
1L4	6AT6	6B6	6D6	6E6	6F6	6G6	6H6	6I6	6J6	6K6	6L6	6M6	6N6	6O6	6P6	6Q6	6R6	6S6	6T6	6U6	6V6	6W6
1T4	6AT8	6B6	6D6	6E6	6F6	6G6	6H6	6I6	6J6	6K6	6L6	6M6	6N6	6O6	6P6	6Q6	6R6	6S6	6T6	6U6	6V6	6W6
1U4	6AU4	6B6	6D6	6E6	6F6	6G6	6H6	6I6	6J6	6K6	6L6	6M6	6N6	6O6	6P6	6Q6	6R6	6S6	6T6	6U6	6V6	6W6
1X2	6AUS	6B6	6D6	6E6	6F6	6G6	6H6	6I6	6J6	6K6	6L6	6M6	6N6	6O6	6P6	6Q6	6R6	6S6	6T6	6U6	6V6	6W6
3BZ6	6AU6	6B6	6D6	6E6	6F6	6G6	6H6	6I6	6J6	6K6	6L6	6M6	6N6	6O6	6P6	6Q6	6R6	6S6	6T6	6U6	6V6	6W6
3DG4	6AV6	6B6	6D6	6E6	6F6	6G6	6H6	6I6	6J6	6K6	6L6	6M6	6N6	6O6	6P6	6Q6	6R6	6S6	6T6	6U6	6V6	6W6
5U4	6AX4	6B6	6D6	6E6	6F6	6G6	6H6	6I6	6J6	6K6	6L6	6M6	6N6	6O6	6P6	6Q6	6R6	6S6	6T6	6U6	6V6	6W6
5U8	6AW8	6B6	6D6	6E6	6F6	6G6	6H6	6I6	6J6	6K6	6L6	6M6	6N6	6O6	6P6	6Q6	6R6	6S6	6T6	6U6	6V6	6W6
5V4	6BX4	6B6	6D6	6E6	6F6	6G6	6H6	6I6	6J6	6K6	6L6	6M6	6N6	6O6	6P6	6Q6	6R6	6S6	6T6	6U6	6V6	6W6
5Y3	6BC5	6B6	6D6	6E6	6F6	6G6	6H6	6I6	6J6	6K6	6L6	6M6	6N6	6O6	6P6	6Q6	6R6	6S6	6T6	6U6	6V6	6W6
6A6	6BC5	6B6	6D6	6E6	6F6	6G6	6H6	6I6	6J6	6K6	6L6	6M6	6N6	6O6	6P6	6Q6	6R6	6S6	6T6	6U6	6V6	6W6
6A8	6BD6	6B6	6D6	6E6	6F6	6G6	6H6	6I6	6J6	6K6	6L6	6M6	6N6	6O6	6P6	6Q6	6R6	6S6	6T6	6U6	6V6	6W6
6AB	6BG6	6B6	6D6	6E6	6F6	6G6	6H6	6I6	6J6	6K6	6L6	6M6	6N6	6O6	6P6	6Q6	6R6	6S6	6T6	6U6	6V6	6W6
6AB4	6BJ6	6B6	6D6	6E6	6F6	6G6	6H6	6I6	6J6	6K6	6L6	6M6	6N6	6O6	6P6	6Q6	6R6	6S6	6T6	6U6	6V6	6W6
6AC7	6BL7	6B6	6D6	6E6	6F6	6G6	6H6	6I6	6J6	6K6	6L6	6M6	6N6	6O6	6P6	6Q6	6R6	6S6	6T6	6U6	6V6	6W6
6AG5	6BM4	6B6	6D6	6E6	6F6	6G6	6H6	6I6	6J6	6K6	6L6	6M6	6N6	6O6	6P6	6Q6	6R6	6S6	6T6	6U6	6V6	6W6
6AK5		6B6	6D6	6E6	6F6	6G6	6H6	6I6	6J6	6K6	6L6	6M6	6N6	6O6	6P6	6Q6	6R6	6S6	6T6	6U6	6V6	6W6

Other tubes at low prices—send for free list

NO SUBSTITUTIONS WITHOUT YOUR PERMISSION

TUBE SUB GUIDE

(11000 Direct Subs) \$1.25

CHEATER CORD 29¢

(Plus .05¢ Shipping)
Heavy Duty—Extra Long

TOP HATS 69¢/Pair

750 M.A.—450 P.I.V.
Silicon Rectifiers

COLOR TV MANUAL

ABC of Color Repair \$1.00

NEON TESTER 59¢

AC/DC Electric

ELECTRONIC SOLDER

100" in Plastic Tube 29¢

SOLDERING GUN \$2.99

(Plus .20¢ Shipping)
All Purpose—AC/DC

PORTABLE TESTER

(Plus .30¢ Shipping) \$2.89
Tubes and All Purpose Unit
Plug In—With Trouble Guide

DIODES/RECTIFIERS

(Plus .05¢ Shipping) 39¢
Pack of 12 New Tested Devices
for Hobbyists.
Original Value \$12.00

21" PICTURE TUBES
1 Yr Guar
Minimized
Pay Due Deposit
COD or Send Dupl
with Order

12AP4	12AT6	12BD6	12BE6	12BN6	12BT6	12CZ5	12E6	12G6	12H6	12I6	12J6	12K6	12L6	12M6	12N6	12O6	12P6	12Q6	12R6	12S6	12T6	12U6	12V6	12W6	12X6	12Y6	12Z6
-------	-------	-------	-------	-------	-------	-------	------	------	------	------	------	------	------	------	------	------	------	------	------	------	------	------	------	------	------	------	------

all purpose

ELECTRONIC CLEANER

79¢

plus 30¢ shipping



NOISE FILTER

STOP

TV & RADIO
MOISSES
INSTANTLY!

plus 10¢ shipping

89¢

NEW PRACTICAL TV TRAINING COURSE
ONLY \$3.50
COMPLETE RADIO SERVING AND
BASIC ELECTRONICS COURSE ONLY \$3.50
(100% - 30 DAY MONEY BACK OFFER)

Both above courses \$6.00

CORNELL ELECTRONICS CO.

Dept PE-10 4217 University Ave., San Diego, Calif. 92105

CIRCLE NO. 10 ON READER SERVICE CARD

MUSICAL INSTRUMENTS

ACCORDIONS, GUITARS, BAND INSTRUMENTS! Save to 50%. Terms. Trades. Free trial. Free catalog. Mention instrument. **MUSIC MART**, 5535-PE Belmont, Chicago 60641.

TREASURE

VALUABLE Treasure Guide Send \$1.00. United States Publishing Corporation, Stuart, Fla. 33494.

REAL ESTATE

FLORIDA WATER WONDERLAND—Home, cottage Mobilites. Established area. \$590 full price, \$9.00 a month. Swimming, fishing, boating. Write: **Lake Weir**, Box KG38, Silver Springs, Fla. AD 6-1070 (F-1)

NEW! FREE!—FALL CATALOG Bigger, 176 pages! Selected Best thruout the U.S. Thousands of properties described, pictured—Land, farms, homes, businesses—Recreation, Retirement. 476 offices 35 states coast to coast, "World's Largest." Mailed **FREE! STROUT REALTY**, 50 ZD East 42nd St., New York, N.Y. 10017.

FREE Real Estate **CATALOG!** New 152-page Fall-Winter issue! Over 1,700 pictures! Top values in 28 states coast to coast! Farms, Ranches, Homes, Businesses, Water-front, Recreational, Retirement Properties. Our 41st year of dependable service. **UNITED FARM AGENCY**, 612-EP West 47th St., Kansas City, Mo. 64122.

HYPNOTISM

FREE Hypnotism, Self-Hypnosis, Sleep Learning Catalog! Drawer H400, Ruidoso, New Mexico 88345.

HYPNOTIZE UNNOTICED! PATENTED new hand device makes you a Hypnotist first day or refund! Hypnotist's Handbook included! \$2.00 Hypnosis Foundation, Box 487, La Mesa 9, California.

RECORDS

DISCOUNT Records, All Labels—Free List. Write Cliff House, Box 42-P, Utica, N.Y.

PHOTOGRAPHY—FILM, EQUIPMENT, SERVICES

MEDICAL Film—Adults Only—"Childbirth"—1 reel 8mm \$7.50—16mm \$14.95. International-E, Greenvale, L.I., New York.

SCIENCE Bargains—Request Free Giant Catalog "CJ"—148 pages—Astronomical Telescopes, Microscopes, Lenses, Binoculars, Kits, Parts. War surplus bargains. Edmund Scientific Co., Barrington, New Jersey.

EDUCATIONAL OPPORTUNITIES

LEARN While Asleep. Remarkable, Scientific, 92% Effective. Details Free. ASR Foundation, Box 7021, Dept. e.g., Lexington, Kentucky.

B.Sc. DEGREE (Engineering) or College Entrance by home study. Send \$1 for 1966 prospectus. CIST, Suite 691, 263 Adelaide St. W., Toronto, Canada.

PERSONALS

INVESTIGATORS, FREE BROCHURE, LATEST SUBMINIATURE ELECTRONIC SURVEILLANCE EQUIPMENT. ACE ELECTRONICS, 11500-K NW 7TH AVE., MIAMI 50, FLA.

"**HYPNOTIZE** . . . One word . . . One fingersnap," on stage. Satisfaction—or refund. \$2.00. Hypnomaster, Box 9309-E8, Chicago 90.

PHOTOGRAPHS

PHOTOGRAPHS and transparencies wanted, to \$500.00 each. Valuable information free—Write **Intraphoto-PE**, Box 74067, Hollywood 90004.

CARTOONING

"**HOW TO MAKE MONEY WITH SIMPLE CARTOONS**"—Everyone who likes to draw should have this book; **FREE**. Send name, zip code. Cartoonists' Exchange, 21310, Pleasant Hill, Ohio 45359.

LEARN PORTRAITOONING! Pleasure Plus Profits. Portraits, Box 3135, Euclid, Ohio 44117.

INVENTIONS WANTED

INVENTIONS wanted. Patented; unpatented. Global Marketing Service, 2420-P 77th, Oakland 5, Calif.

INVENTORS. We will develop, help sell your idea or invention, patented or unpatented. Our national manufacturer clients are urgently seeking new items for outright cash sale or royalties. Financial assistance available. 10 years proven performance. For free information, write Dept. 41, Wall Street Invention Brokerage, 79 Wall Street, New York 5, N.Y.

INVENTORS! Outright cash sale or royalties for your inventions. Patented. Unpatented. Active demand from our client manufacturers. Financial assistance available. Write Dept. 35, United States Invention Brokerage, 78 Wall Street, New York 5, N.Y.

INVENTORS! Don't sell your invention, patented or unpatented, until you receive our offer. Eagle Development Company, Dept. P, 79 Wall Street, N.Y. 5, N.Y.

INVENTORS! Sell your invention for cash or royalties! Our client manufacturers eagerly seek new items. Patented. Unpatented. Financial assistance if needed. 25 years proven performance. For free information, write Dept. 20, Gilbert Adams, Invention Broker, 80 Wall St., New York 5, N.Y.

PATENT Searches including Maximum speed, full airmail report and closest patent copies, \$6.00. Quality searches expertly administered. Complete secrecy guaranteed. Free Invention Protection forms and "Patent Information." Write Dept. 9, Washington Patent Office Search Bureau, 1426 G Street, N.W., Washington 4, D.C.

INVENTORS Needing Help with any problem, financial, development, securing manufacturer, obtaining patent. Write the organization that delivers action and results—not promises. Pioneer Invention Service, Dept. 79, 150 Broadway, New York 38, N.Y.

IMMEDIATE cash. for Patent Applications, free Patent Searches. Write for details, Universal Patents, 184-X, Marion, Ohio.

BUSINESS OPPORTUNITIES

INVESTIGATE Accidents—Earn \$750 to \$1,400 monthly. Men urgently needed. Car furnished. Business expenses paid. No selling. No college education necessary. Pick own job location. Investigate full time. Or earn \$6.44 hour spare time. Write for Free literature. No obligation. Universal, CZ-10, 6801 Hillcrest, Dallas 5, Texas.

VENDING Machines—No Selling. Operate a route of coin machines and earn amazing profits. 32-page catalog free. Parkway Machine Corporation, 715PE Ensor Street, Baltimore 2, Md.

ELECTROPLATING Equipment and supplies. All types for home workshops and industrial. Send \$1.00 (refundable) for equipment guide formulas, operating data, catalog. HBS Equipment Division 90, 3543 East 16th, Los Angeles, California. 90023.

I MADE \$40,000.00 Year by Mailorder! Helped others make money! Start with \$10.00—Free Proof. Torrey, Box 3566-N, Oklahoma City, Oklahoma 73106.

PIANO Tuning learned quickly at home. Tremendous field! Musical knowledge unnecessary. Information free. Empire School of Piano Tuning. Dept. PE, Box 327, Shendoan Station, Miami, Florida 33145. (Founded 1935.)

FREE Book "990 Successful, little-known Businesses." Work home! Plymouth 845M, Brooklyn, N.Y. 11218.

SELL CB EQUIPMENT—Dealerships available to aggressive people who can sell Citizens Band Radio full or part time. Knox Electronic, Dept 194, Galesburg, Ill. 61401.

PHOTOGRAPH accidents for Insurance Companies. \$10.00 hour, spare time. Not a school. Free Information. Underwriters ZDG, 7400 Pershing, St. Louis, Mo. 63130.

MAILORDER. No Investment in products. Free Brochure. Methods, 1403-FD, Lafayette Hill, Pa.

GET INTO CUSTOM UPHOLSTERY. Turn Old Furniture into big \$\$\$ spare time. Reupholster chairs, divans like new. Make custom slip covers, drapes. No experience required. We supply everything. Write for Big FREE illustrated Book on Easy Home Instruction and how we start you in big \$\$\$ home business. Modern Upholstery Institute, Box 899-NA, Orange, Calif.

RAISE RABBITS for us on \$500 month plan. Free details. White's Rabbitry, Mt. Vernon 28, Ohio.

\$50.00 hourly possible, part or full time. Details \$1.00 refundable. KRM, 20128 Calora, Covina, Calif. 91722.

STAMPS

TERRIFIC 1¢ & 2¢ approx. Thousands available. Thoms' Stamps, P. O. Box 456, Richmond, Indiana 47374.

OLD STAMPS WANTED I pay \$250 each for 1924 1¢ green Franklin stamps, rotary perforated eleven (\$2,500 unused). Send 20¢ for large illustrated folders showing amazing prices paid for old stamps, coins, collections. Vincent, 852D, Bronx, New York 10458.

AMAZING U.S. Commemoratives 10¢. Iray Approvals, Box 114, Allston, Mass. 02134.

PHILIPPINES 100 different stamps \$1.00. 12 different uncirculated coins \$1.00. Afran, Box 2313, Manila, Philippines.

COINS

"S" MINT Lincolns! 25 different, \$2.00. 30 different, \$3.50. 35 different, \$8.00 postpaid! John Finneran, 22166 North 6th St., Castro Valley, Calif.

TOPS! Free illustrated Booklet "How To Collect Coins." Plus large illustrated catalog. Approvals. Littleton Coin Co., Littleton E12, N.H.

FIFTY Indian Pennies \$14.00. **BROOKLINE COIN,** Box G, Auburn, Mass.

SURPLUS SATELLITE BATTERIES

99¢ ea.



These Government surplus storage battery cells are nickel-cadmium sintered plate type used in satellites and missiles due to characteristics not possessed by any other battery, i.e.: Lifetime service, constant voltage during discharge, extreme temperature ranges, discharges in any position, compact, high discharge rates (up to 25 times ampere hour capacity), no corrosive fumes, not harmed by storage, overcharging and freezing.

CELLS ARE 1.25 V. EA. REGARDLESS OF TYPE. Replace with these cells to operate any equipment using dry or wet batteries where portability, dependability, and ruggedness are requisites. Select cells from list to best fit application.

NICKEL-CADMIUM PLASTIC CASED CELLS:

Esse Type	Ampere Hours	Dimensions Height	Inches Width	Inches Depth	Weight Ounces	Condition	Esse Price
AH4	4 to 6	6.00	2.00	.5	6	Used*	\$.99
AH4C	4 to 6	6.00	2.00	.5	6	Used*	1.49
AH4R	4 to 6	6.00	2.00	.5	6	New	1.95
AH6	6 to 10	4.00	2.125	.9375	8	New	4.95
AH20N	20 to 30	8.125	3.125	1.06	40	Used*	4.95
AH34N	30 to 40	9.38	3.125	1.38	52	Used	9.95
AH60N	60 to 80	11.25	5.00	1.38	104	Used	14.95

Types ending in 'N' are nylon cased; others are acrylic plastic.

NICKEL-CADMIUM STEEL CASED CELLS: Type M 30, size 8.875 x 3 x 1.750, Wt. 3½ lbs. 30 AH. Used* \$2.95, New \$5.95 per cell. Aircraft 28 V. Battery made up with 20 of these cells—Used* \$60, New \$125. Overall size 10" x 10" x 10", Wt. approx. 60 lbs.

IRON-NICKEL: Type B-4 Edison, 30 AH, 6 V, battery of 5 cells in hardwood rack. Used—\$25. Overall size approx. 18 x 10 x 6". Approx. wt. 50 lbs.

CHARGER FOR 6 V. OR 12 V. BATTERIES. Charges at 1 amp. rate which is ideal for all types of cells above or auto batteries—\$4.99 ea.

GUARANTEE: All cells are guaranteed for satisfaction or your money back except cells marked with an asterisk (*) which are sent as received from used Government stocks and not checked before shipping.

Send for free pamphlet.

ESSE RADIO COMPANY

368 S. Meridian St.

Indianapolis, Indiana 46225

CIRCLE NO. 58 ON READER SERVICE CARD

EMPLOYMENT INFORMATION

FOREIGN Employment. Construction, other work projects. Good paying overseas jobs with extras, travel expenses. Write only: Foreign Service Bureau, Dept. D, Bradenton Beach, Florida.

JOB resumes. Foot in the door to higher earnings. Only \$2.00 for professional Resume Writing Instructions. S. Felt, 225 East 36th, New York, N.Y. 10016.

MISCELLANEOUS

HYPNOTIZE secretly, cleverly, one glance . . . or money back. \$2. Eltons, Box 18223-PE2, Indianapolis, Indiana, 46218.

BEERS, PEACH BRANDY, WINES—Strongest Formulas. \$2.00. (Complete brew supplies—hydrometers catalog 10¢)—Research Enterprises, 29-D Samoset Rd., Woburn, Mass.

WORLDWIDE Export and Buyers Guide \$1.50. Burke Associates, Manchester, Mass.

COATS-OF-ARMS Reasonably Researched for \$1.00. Photocopy free. Print Surnames. Family Histories, Oil Paintings Arranged. Donna Lochner, 8000 Narvon, Phila., Pa.

RADIO ANNOUNCING. Learn Home! Books, magazines: Disk Jockey, Box 11-PE, Aberdeen, South Dakota 57401.

"GIANT ARMS" Dr. Young's D.C. Revolutionary discovery. \$2.00. Satisfaction or refund. Gaucho, Box 9309-S8, Chicago 90, Ill.

STAMMER—Stutter—No More. (Dr. Young). Write: Gaucho, Box 9309-E8, Chicago 90.

"MUSCLE BUILDING SHORTCUT." \$2. Uses self-hypnosis. Results or refund. Elton's, Box 18223-PE27, Indianapolis, Ind. 46218.

FREE



508 VALUE-PACKED PAGES
including exclusive products and
special values available only
from **ALLIED**

send today for your
ALLIED
1966 CATALOG
world's largest selection

SAVE MOST ON:

*Stereo Hi-Fi
Tape Recording
CB 2-Way Radio
FM-AM & AM Radios
Short Wave Radios
Portable TV • Phonographs
Amateur Gear
Intercoms & P.A.
Automotive Electronics
Test Instruments
TV Tubes & Antennas
Power Tools, Hardware
Parts, Tubes, Transistors*

MORE OF THE BEST IN ELECTRONICS FOR EVERYONE

EASY TERMS

Use the convenient
Allied Credit Fund Plan
—over 24 months to pay

ALLIED RADIO


The World's Largest Electronic Supply House

Printed in U.S.A.


*satisfaction
guaranteed or
your money back*

SPECIAL in your FREE 1966 ALLIED CATALOG


see what's new in the wonderful world of **knight-kits**®



KG-895 Superba Series
120-Watt Solid-State
Stereo Amplifier Kit. \$149.95



KG-964 Superba
Series 64-Watt Solid-
State FM-AM Stereo
Receiver Kit.
\$189.95



KG-635 5-Inch DC
to 5.2 Mc. Wide-
band Oscilloscope
Kit. \$99.95



KG-371 Solid-State
Auto DC Power
Timing Light Kit.
\$19.95



KG-375 Solid-State
Universal Auto Ana-
lyzer Kit. \$49.95



Safari-I Deluxe
23-Channel Citizens
Band Transceiver Kit. \$129.95



C-540 Low-Cost
5-Watt Citizens
Band Transceiver
Kit. \$49.95




KG-221 FM Moni-
tor Receiver Kit
(police, fire, ma-
rine, weather
bands, etc.) \$39.95



KG-201 Solid-State
Motor-Speed/Light
Control Kit. \$9.95


KG-415 Superba
Series Professional
Solid-State Stereo
Tape Deck Kit.
\$249.95



Knight-Kit GUARANTEE: Buy any Knight-Kit. Build it. Operate it. You must be satisfied or we refund your money.

THERE IS A knight-kit FOR EVERY NEED!
easiest to build—enjoy big savings

- Stereo Hi-Fi
- CB 2-Way Radio
- Short-Wave
- Hobby Kits
- Test Equipment
- Automotive
- Intercom
- Amateur Gear



send for your 508-page 1966 Allied Catalog

FREE

Send today for your
508-page Allied 1966
value-packed catalog

FREE!

ALLIED RADIO, Dept. 3-K
100 N. Western Ave., Chicago, Ill. 60680

Send FREE 1966 Allied Catalog

Name _____
PLEASE PRINT

Address _____

City _____ State _____ Zip _____

ALLIED RADIO

CIRCLE NO. 1 ON READER SERVICE PAGE



ELECTRO-VOICE, INC., Dept. 1054P, Buchanan, Mich. 49107

Of Beetles, Beatles, and Beethoven!

The new E-V SEVEN speaker system—like the VW beetle—is not for everyone. You have to be someone special to appreciate its value.

That's because the E-V SEVEN doesn't go along with the crowd. There are no claims that it's the world's finest loudspeaker regardless of size—none of that malarkey. (You know better, and so do we.)

So let us show you how much rare value we've packed into this practical-sized cabinet. Value you'd not suspect in a speaker

this size.

First off: it really fits a bookshelf. Just 9" deep, 10" high, 19" wide. Easier to park anywhere you want to play it.

Then the sound: it starts with an honest 50 cps. from the 8" acoustic-suspension woofer. On up—smoothly—to 15,000 cps from the 3½" cone tweeter.

And no mere switch or volume control adjusts the highs. An expensive RC network actually "tilts" the E-V SEVEN's response—up or down—from flat to whatever your

room may need. Continuously smooth. Absolutely unique.

You can put up to 50 watts peak power into the E-V SEVEN: no strain, just music. Beethoven. The Beatles. Anything! All this for just \$65.00 list, in an oiled walnut cabinet finished on four sides.

The E-V SEVEN is carefully engineered, carefully constructed, and far ahead of the other compacts in value—just like the VW.



There is one big difference. We think you'll like our styling better!

CIRCLE NO. 11 ON READER SERVICE PAGE