

# Build Transistorized Aero-Band Receiver

# POPULAR ELECTRONICS

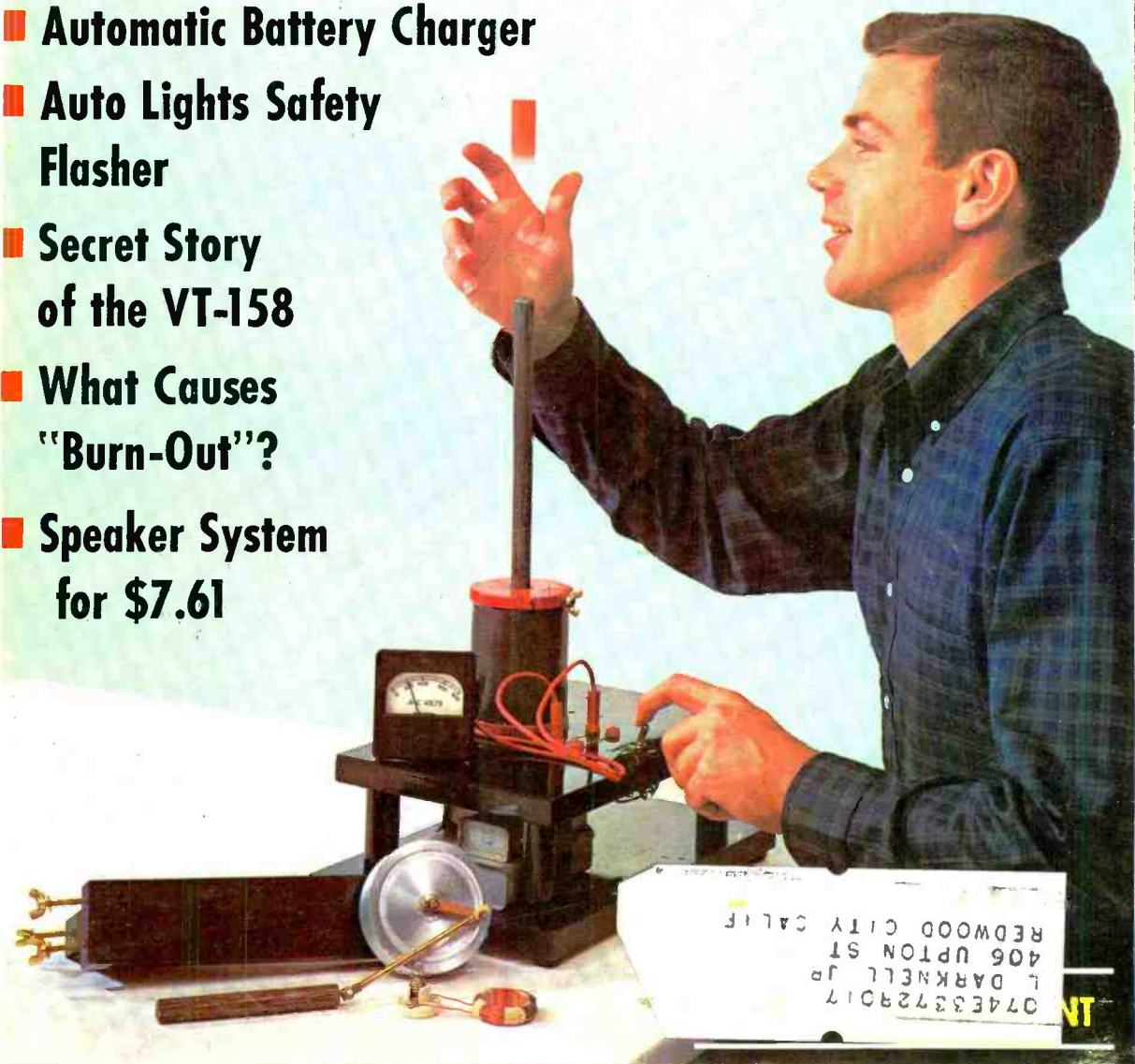
MARCH  
1964

35  
CENTS

## Experiments with 60-Cycle Resonance

(see page 41)

- Automatic Battery Charger
- Auto Lights Safety Flasher
- Secret Story of the VT-158
- What Causes "Burn-Out"?
- Speaker System for \$7.61



074E33729017  
L DARNELL JR  
406 UPTON ST  
REDWOOD CITY CALIF

NT

# RS OF LEADERSHIP for Radio-Television



## SPECIAL CUSTOM DESIGNED TRAINING EQUIPMENT INCLUDED

Since NRI pioneered equipment units to provide ACTUAL ON-THE-JOB EXPERIENCE in home training, NRI instructors have invested many thousands of man hours in testing, changing, retesting, improving NRI equipment to simplify and speed training. Unlike other schools "stock" or "standard" equipment is not good enough. NRI equipment is custom designed EXCLUSIVELY FOR TRAINING. It demonstrates theories, circuit action, defects; you get experience in operation, maintenance, trouble shooting.

## These Men Trained for Success with NRI—YOU CAN, TOO



"I want to thank NRI for making it all possible," says Robert L. L'Heureux of Needham, Mass., who sought our job consultant's advice in making job applications and is now an Assistant Field Engineer in the DATAmatic Div. of Minneapolis-Honeywell, working on data processing systems.

His own full-time Radio-TV Servicing Shop has brought steadily rising income to Harlin C. Robertson of Oraville, Calif. In addition to employing a full-time technician, two NRI men work for him part-time. He remarks about NRI training, "I think it's tops."



Even before finishing his NRI training, Thomas F. Favoloro, Shelburne, N.Y., obtained a position with Technical Appliance Corp. Now he is foreman in charge of government and communications divisions. He writes, "As far as I am concerned, NRI training is responsible for my whole future."

"I can recommend the NRI course to anyone who has a desire to get ahead," says Gerald L. Roberts, of Champaign, Ill., whose Communications training helped him become an Electronic Technician at the Coordinated Science Laboratory, U. of Illinois, working on Naval research projects.



**NATIONAL RADIO INSTITUTE**  
Oldest and largest school of its kind



## Choose From NRI'S Specialized Instruction Plans

### 1 Television-Radio Servicing

Learn to fix black-and-white and color sets, AM-FM radios, stereo hi-fi, etc. A profitable field for part or full-time business at your own.

### 2 Industrial-Military Electronics

Learn Principles, Practices, Maintenance of Electronics equipment. Covers computers, servos, telemetry, multiplexing, other subjects.

### 3 Complete Communications

A comprehensive program for careers in broadcasting or mobile, marine, aviation communications. Learn to operate, maintain transmitting equipment. Prepares for FCC license.

### 4 FCC License

Prepares you quickly for first Class license exams. Every communications station must have licensed operators. Also valuable for Service Technicians.

### 5 Math for Electronics

A short-course of carefully prepared texts going from basic arithmetic to graphs and electronic formulas. Quick, complete, low in cost.

### 6 Basic Electronics

Abbreviated, 26-lesson course covering Automation-Electronics, TV Radio language, components, principles. Ideal for salesmen, hobbyists, others.

### 7 Electronics for Automation

For the man with a knowledge of basic electronics who wants to prepare for a career in process control, ultrasonics, telemetering and remote control, electromechanical measurement, others.

### 8 Aviation Communications

For the man who wants a career in and around planes. Covers direction finders, ranges, markers, loran, shoran, radar, landing system transmitters. Prepares for FCC license.

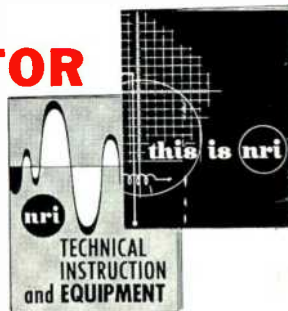
### 9 Marine Communications

Learn to operate, repair transmitters, direction finders, depth indicators, radar, other Electronic equipment used on commercial and pleasure boats. A growing, profitable field. Prepares for your FCC license.

### 10 Mobile Communications


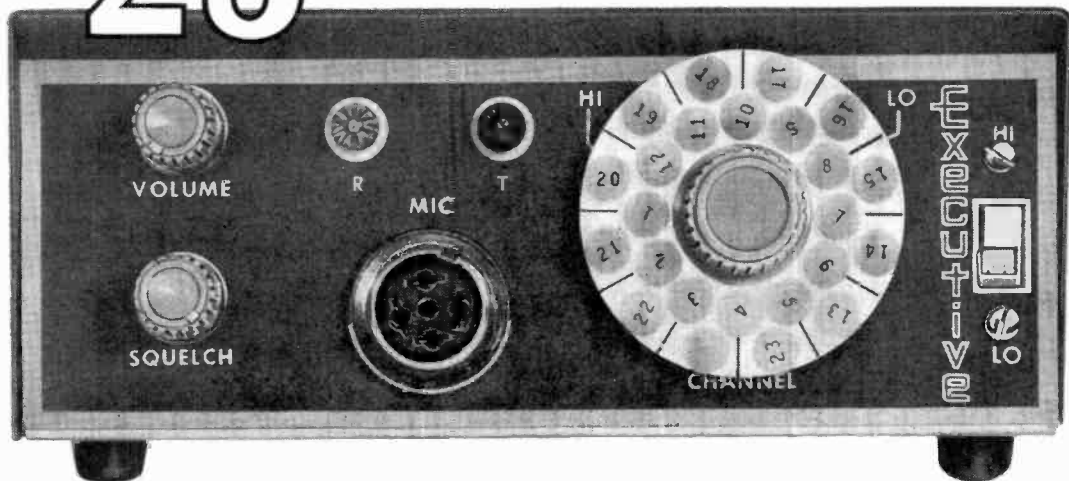
Learn to install, operate, maintain mobile equipment and associated base stations as used by police, fire departments, taxi companies, etc. Prepares for FCC license.

## SEND FOR THESE TWO NEW BOOKS



Read the story of NRI's 50 years of pioneering and leadership in training men at home for careers in Electronics. Read about NRI's philosophy of training; its reputation among leaders of the Electronics industry; read about our specialized instruction plans and see pictures of equipment you get. Whatever your age or status, the continuing increase in career opportunities in the ever-growing, ever-changing Electronics industry should interest you. Mail the postage-free form today

# 23 CRYSTAL CONTROLLED CHANNELS



## THE NEW EXECUTIVE 750

Discover new operating performance with International's Executive 750 citizens band transceiver. Turn the illuminated Channel Selector dial . . . transmit and receive on any one of 23 crystal controlled channels.

Set the HI-LO switch in the LO position . . . dial Channel 1 through 12. Set the switch in the HI position . . . dial Channel 13 through 23.

The Remote Console, installed under the auto dash, gives you complete remote operation. It turns the set (in the trunk) on or off, adjusts speaker volume and squelch at the desired threshold.

The Executive 750 is complete with crystals, external 4" speaker with cabinet, mounting rack for Remote Console, trunk mounting rack

for set, push-to-talk microphone, DC power cable, plus all necessary connecting cables.

International takes pride in introducing the Executive 750 . . . engineered for mobile operation . . . 23 crystal controlled channels . . . operates on 6 vdc, 12 vdc, or 115 vac.

Available at your International dealer . . . \$229.00

WRITE TODAY FOR OUR 1964 CATALOG.



CIRCLE NO. 14 ON READER SERVICE PAGE

# POPULAR ELECTRONICS



POPULAR ELECTRONICS is indexed  
in the Readers' Guide  
to Periodical Literature

This month's cover photo by Bruce Pendleton

VOLUME 20

MARCH, 1964

NUMBER 3

## Special Construction Feature

- A 60-Cycle Repulsion Coil—Resonance Engine.....Walter B. Ford 41  
*Explore the strange phenomena demonstrated by a resonant tuned  
circuit operating at the frequency of your home a.c. power line!*

## Construction Projects

- X-Line Charger.....Oliver P. Ferrell 47  
VHF Listener.....Walt Henry 52  
Hi-Fi Speaker System for \$7.61.....Forrest H. Frantz, Sr. 61  
Jacks in the Box.....James A. Fred 68  
For Greater Safety—Flash Those Lights!.....Louis F. Cortina 75

## Amateur, CB, and SWL

- Across the Ham Bands: Annual ARRL DX Contest.....Herb S. Brier, W9EGG 65  
On the Citizens Band.....Matt P. Spinello, KHC2060 77  
Predicted Radio Receiving Conditions.....Stanley Leinwall 79  
Short-Wave Report: Meet O. Lund Johansen.....Hank Bennett, W2PNA 81  
English-Language Newscasts to North America..... 82  
Short-Wave Monitor Certificate Application..... 112

## Electronic Features and New Developments

- Breakthroughs ..... 46  
The Secret Tube That Changed the War.....William I. Orr, W6SAI 57  
Lensless Laser Photography..... 60  
Amplifier Quiz (Part 2).....Robert P. Balin 64  
New Life for Electrolytics.....Jerrel T. Doster 68  
Understanding Burn-Out.....Luis Vicens 69  
The Hot, Hot Meter (a Carl and Jerry Adventure).....John T. Frye, W9EGV 70  
Transistor Topics.....Lou Garner 72

## Departments

- Letters from Our Readers..... 6  
Tips and Techniques..... 14  
Reader Service Page..... 15  
New Products ..... 24  
Operation Assist ..... 28  
POP'tronics Bookshelf ..... 32

Copyright © 1964 by ZIFF-DAVIS PUBLISHING COMPANY. All rights reserved.

men  
17-55

**JOB OPPORTUNITIES!  
EXCITEMENT!  
MONEY!**

All this  
can be  
Yours as a trained

# Electronics TECHNICIAN

OVER 6,000 FIRMS HAVE EMPLOYED  
DeVRY TECH GRADUATES!

Thousands of companies in the United States and Canada who have employed DeVry Tech men prove two most important facts: (1) Electronics is one of the biggest, fastest growing opportunity fields of our time; and (2) DeVry Tech graduates are "WANTED" MEN.

Whether DeVry Tech prepares you in spare time at home or in its modern Chicago or Toronto Laboratories, your training is designed to get you ready to meet the exacting standards of industry. You get practical training that not only helps to fit you for a job or a service shop of your own—but also gives you a foundation for a career that can be profitable the rest of your life.

You work over 300 learn-by-doing experiments at home, using DeVry Tech's exclusive Electro-Lab method. You build and KEEP valuable equipment. With another DeVry Tech exclusive, you have the benefit of training movies that you can show over and over until basic points are crystal clear. Special texts guide you every step of the way as well.

## HOW DeVRY TECH CAN "BLUEPRINT" YOUR CAREER!

DeVry's faculty not only know how to teach Electronics, but they also understand men. They most likely know the type of problems you face. From this staff you get help, advice and understanding. It is this "human" side of DeVry's program that has caused many of our graduates to say: "DeVry Tech not only trains you for a job, they actually help you blueprint a profitable future!"

## NO ADVANCED EDUCATION NEEDED!

Why don't you write for FREE FACTS today? Learn how you TOO can be a member of the great fraternity of DeVry Tech graduates across the continent . . . men who were properly trained, encouraged, appreciated and understood! SEND IN COUPON NOW!

### EFFECTIVE EMPLOYMENT SERVICE

DeVry Tech's effective Employment Service is available to all graduates without additional cost.


**2 FREE BOOKLETS  
Send Coupon TODAY!**

"One of North America's Foremost Electronics Training Centers"

Accredited Member of  
National Home Study Council



**DeVRY TECHNICAL  
INSTITUTE**  
CHICAGO • TORONTO




TELEVISION



COMPUTERS



MICRO-WAVES




RADAR



BROADCASTING

LET DeVRY HELP  
YOU PREPARE  
AND BLUEPRINT  
A SOLID  
CAREER IN  
THIS  
FAST-GROWING  
FIELD!



## MAIL TODAY FOR FREE FACTS!

DeVRY TECHNICAL INSTITUTE

4141 Belmont Ave., Chicago 41, Ill., Dept. PE-3-U

Please give me your 2 FREE BOOKLETS, "Pocket Guide to Real Earnings" and "Electronics in Space Travel"; also include details on how to prepare for a career in one or more branches of Electronics.

Name \_\_\_\_\_ Age \_\_\_\_\_

Street \_\_\_\_\_ Apt. \_\_\_\_\_


City \_\_\_\_\_ Zone \_\_\_\_\_ State \_\_\_\_\_

Check here if you face military service.

Canadian residents address: DeVry Tech of Canada, Ltd.

2075 970 Lawrence Avenue West, Toronto 19, Ontario

solid  
state  
reliability...



## Cadre (CB Transceivers)

Solid state circuitry means that Cadre CB receivers can be bounced over rough roads in mobile installations; and can take plenty of rough use at base stations and in portable field use.

Solid state circuitry means that Cadre transceivers draw about as much power as an electric clock. Not only do auto or marine batteries last longer, but when batteries get low, Cadre solid state transceivers operate where others might not.

Reliability is only one reason why Cadre solid state CB transceivers are your best buy. Performance is another part of the story—plenty of transmission punch on 5 crystal controlled-channels—long distance reception with the dual conversion superhet receiver. And unwanted noise and adjacent channels are effectively suppressed.

**FOUR POWERFUL SOLID STATE 5-WATT, 5 CHANNEL MODELS** for every possible application—base station, mobile, field. New Cadre 510-A—AC/DC 23 channel manual tuning \$219.95. Cadre 515 same as 510-A less manual tuning \$199.95. Cadre 520 DC only with battery cable and mounting kit. For mobile and portable use from 12 volt batteries \$187.50. Cadre 525 model 520 in portable pack carrying case with built-in battery/power supply, recharger, AC cord and telescoping antenna for complete field portability. \$269.95.

**FULL POWER, 1.5 WATT HAND HELD RECEIVER CADRE C-75** Solid-state throughout. Two crystal controlled channels. Sensitive receiver, powerful transmitter with one watt output to the antenna. \$109.95. Recharger and set of (2) nickel-cadmium batteries. \$31.85. Cartridge for (9) penlite cells. \$2.95.

**CADRE INDUSTRIES CORP. COMMERCIAL PRODUCT DIV.**  ENDICOTT, NEW YORK  AREA CODE 607, 748-3373. Canada: Tri-Tel Assoc., Ltd., 81 Sheppard Ave. W., Willowdale, Ont. Export: Morhan Export, 458 B'way, N. Y. 13, New York.

**CIRCLE NO. 5 ON READER SERVICE PAGE**

# POPULAR ELECTRONICS

World's Largest-Selling Electronics Magazine

Publisher **PHILLIP T. HEFFERNAN**

Editor **OLIVER P. FERRELL**

Feature Editor **W. STEVE BACON, W2CJR**

Technical Editor **L. JEROME STANTON, W2WHM**

Art Editor **JAMES A. ROTH**

Associate Editor **MARGARET MAGNA**

Technical Illustrator **ANDRE DUZANT**

Editorial Assistant **NINA CHIRKO**

Editorial Assistant **PATTI MORGAN**

Amateur Radio Editor **H. S. BRIER, W9EGQ**

CB Editor **M. P. SPINELLO, KHC2060**

Semiconductor Editor **L. E. GARNER, JR.**

Short-Wave Editor **H. BENNETT, W2PNA**

Contributing Editor **J. T. FRYE, W9EGV**

Radio Propagation Editor **STANLEY LEINWOLL**

Editorial Consultant **OLIVER READ, W4TWV**

Advertising Sales Manager **LAWRENCE SPORN**

Advertising Manager **WILLIAM G. McROY, 2W4144**

Advertising Service Manager **ARDYS C. MORAN**

**ZIFF-DAVIS PUBLISHING COMPANY**

Editorial and Executive Offices (212 ORegon 9-7200)

One Park Avenue, New York, New York 10016

William B. Ziff, Chairman of the Board (1946-1953)

William Ziff, President

W. Bradford Briggs, Executive Vice President

Hershel B. Sarbin, Vice President and General Manager

M. T. Birmingham, Jr., Vice President and Treasurer

Robert P. Breeding, Circulation Director

Stanley R. Greenfield, Vice President

Phillip T. Heffernan, Vice President

Midwestern and Circulation Office (312 Wabash 2-4911)

434 South Wabash Avenue, Chicago, Illinois 60605

Midwestern Advertising Manager **JAMES WEAKLEY**

Western Office (213 Crestview 4-0265)

9025 Wilshire Boulevard, Beverly Hills, California 90211

Western Advertising Manager, **BUD DEAN**

Foreign Advertising Representative

D. A. Goodall Ltd., London, England



Member  
Audit Bureau of  
Circulations

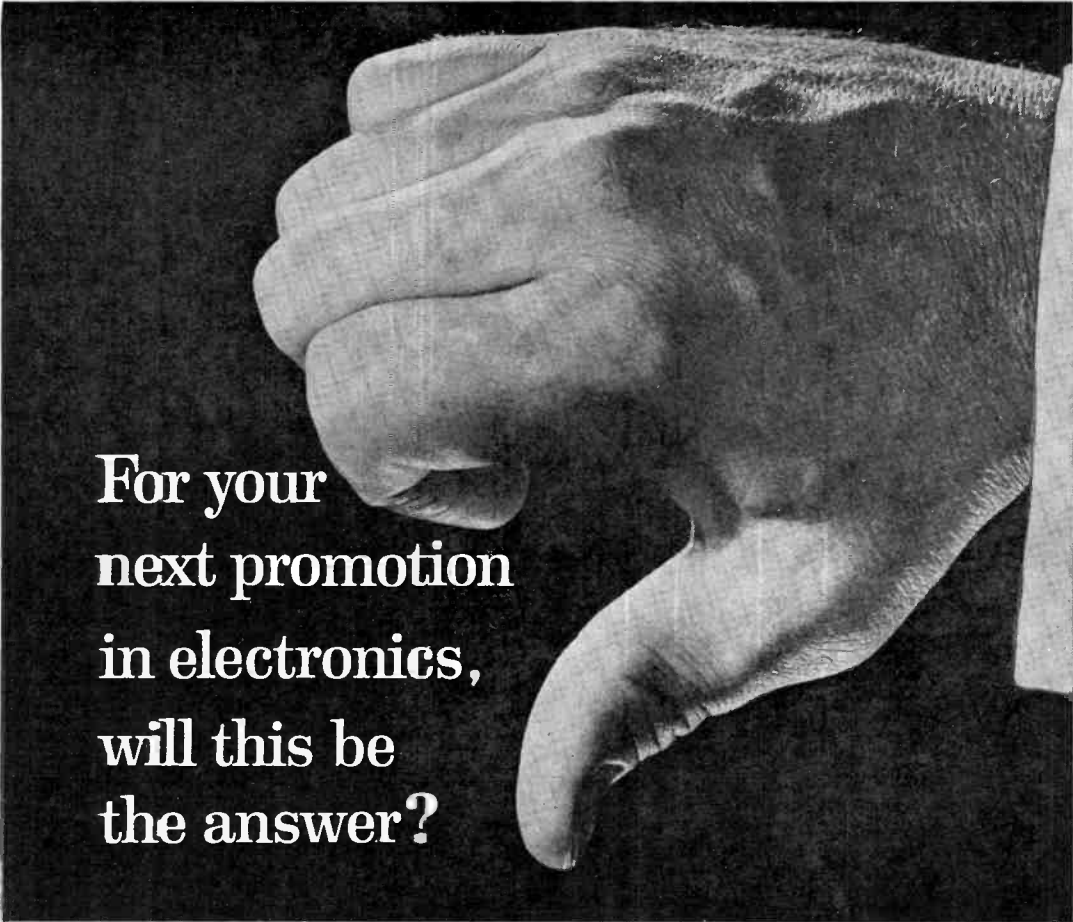


**POPULAR ELECTRONICS** is published monthly by Ziff-Davis Publishing Company at 434 South Wabash Avenue, Chicago, Illinois, 60605. March, 1964, Volume 20, Number 3. Ziff-Davis also publishes Popular Photography, Electronics World, HiFi/Stereo Review, Popular Boating, Car and Driver, Flying, Modern Bride, Amazing, and Fantastic.) Subscription Rates: One year United States and possessions, \$4.00; Canada and Pan American Union Countries, \$4.50; all other foreign countries, \$5.00. Second Class postage paid at Chicago, Illinois, and at additional mailing offices. Authorized as second class mail by the Post Office Department, Ottawa, Canada, and for payment of postage in cash.

**PAYMENT MAY ALSO BE REMITTED** in the following foreign currencies for a one-year subscription: Australian pounds (2/6/10); Belgian francs (260); Danish kroner (36); English pounds (1/17/6); French francs (26); Dutch guilders (19); Indian rupees (26); Italian lire (3300); Japanese yen (1750); Norwegian kroner (38); Philippine pesos (21); South African rands (3.80); Swedish kronor (28); Swiss francs (23); or West German marks (21).

**SUBSCRIPTION SERVICE:** All subscription correspondence should be addressed to POPULAR ELECTRONICS, Circulation Department, 434 South Wabash Avenue, Chicago 60605, Illinois. Please allow at least six weeks for change of address. Include your old address as well as new—enclosing if possible an address label from a recent issue.

**EDITORIAL CONTRIBUTIONS** must be accompanied by return postage and will be handled with reasonable care; however, publisher assumes no responsibility for return or safety of art work, photographs or manuscripts.



For your  
next promotion  
in electronics,  
will this be  
the answer?

If you're doing a routine job that anyone who knows a little electronics can handle, you're not worth more money. And you won't be worth more unless you get more training in electronics. Maybe you can't go on to college—but you can learn advanced electronics—even the new field of space technology—and increase your earning power through a CREI Extension Program in Electronic Engineering Technology. You're eligible if you have a high school education and work in electronics. If your knowledge of funda-

mentals is rusty, CREI includes a refresher course. Our Free book gives all the facts—mail coupon today or write: CREI, Dept. 1203-B, 3224 Sixteenth St., N. W., Washington 10, D. C.

**SEND FOR FREE BOOK**

**ELECTRONICS**



The Capitol Radio Engineering Institute  
Dept. 1203-B, 3224 Sixteenth St., N. W.  
Washington 10, D. C.

Please send me FREE book describing  
CREI Programs in Electronics and Nuclear  
Engineering Technology. I am employed  
in electronics and have a high school  
education.

Name \_\_\_\_\_ Age \_\_\_\_\_

Address \_\_\_\_\_

City \_\_\_\_\_ Zone \_\_\_\_\_ State \_\_\_\_\_

Employed by \_\_\_\_\_


Type of Present Work \_\_\_\_\_

Check:  Home Study  Residence School  G. I. Bill

PE13

ACCREDITED MEMBER OF THE NATIONAL HOME STUDY COUNCIL





# Letters from our Readers

Address correspondence for this department to:  
Letters Editor, POPULAR ELECTRONICS  
One Park Avenue, New York 16, N. Y.

## Combination Simple Superhet

■ Since the two receiver construction projects, "Simple Superhet for 6" (April, 1963) and "2-Meter Simple Superhet" (September, 1963) were quite similar, why not combine the two with a bandswitch to save the builder on his cash outlay?


DEAN R. McQUEEN  
Minneapolis, Minn.

*Bandswitching receivers are more difficult to design and construct. Dean, especially for home builders with limited test equipment. Stray inductance and capacitance pose a formidable problem. Also, the 6-meter receiver had a 2-mc. i.f., while the 2-meter version employs a 6 mc. i.f. in order to get reasonable image rejection. However, there's no reason why the same*

*power supply and audio stage couldn't be used for both receivers. If you'd like to experiment further, you might try designing plug-in coil-capacitor combinations for the two bands in place of a bandswitching arrangement.*

## Slim Stereo Sixteen—Built-In

■ The articles on "Stereo Sixteen Plus Four" (January, 1962) and "Slim Silhouette Speaker Systems" (July, 1963) were very good. The second story gave me the idea of building my Stereo Sixteen into the baseboards




of my living room (8 plus 2 on on side and 8 plus 2 on the other). The completed system sounds terrific, and I hope eventually to give every room in the house the Stereo Sixteen treatment.

HARRY WALKER  
Bristol, Tenn.


## Master Magnet Lauded

■ Many thanks for "The Master Magnet" by Walter B. Ford (September, 1962). The magnet I built won first place at the local science fair and an award at the Hawkeye State Science Fair. Getting back to P.E., how about an all-amateur radio issue and an all-SWL issue in the near future? Congratulations on your 1963

## Two companion units



## for effective, economical CB



## communication

Space Station and Metrocomet: two new CB units from Metrotek. Space Station is a walnut-encased transceiver which fits handsomely into any office or home; Metrocomet, a handy, compact mobile unit designed to fit neatly into any vehicle. Together, these two transceivers make the most reliable and economically practical system in CB equipment today. And to make it official, Metrotek *fully guarantees* all specifications. Dealer inquiries are invited.

**SPACE STATION SPECIFICATIONS**—Fine-grain walnut cabinet/Gold satin finish on desk mike/New 2¼" S-meter and zero control/Unique cathode-coupled mike pre-amp clipper for max. modulation, even when 2 ft. from mike.

**METROCOMET SPECIFICATIONS**—Built-in 117 volt AC—12 volt DC power supply/Illuminated S-meter/"Quick-change" crystal socket for 23-channel operation/Ceramic mike with push-to-talk operation.

**TECHNICAL DATA ON BOTH UNITS**—Full five watts input to transmitter/Pi network output for maximum power transfer to antenna/Receiver sensitivity better than 0.6 microvolts for 10 DB signal-to-noise ratio/Three-watt minimum audio output/Temperature-compensated tunable receiver for full 23-channel coverage.



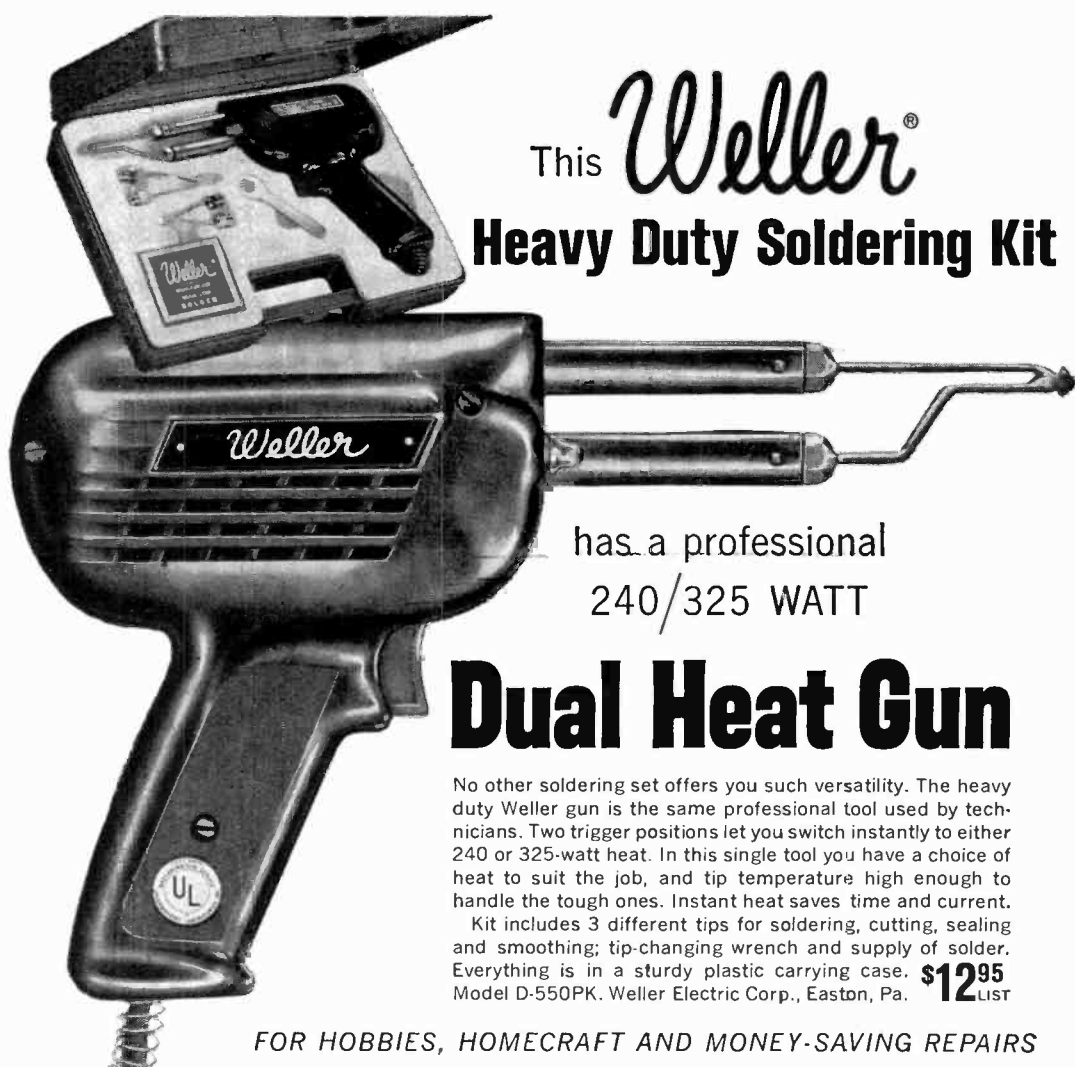
## METROTEK

205 W. Cabarrus St., P.O. Box 9591      ELECTRONICS, INC.  
Raleigh, N.C./Tel. 828-8481

CIRCLE NO. 18 ON READER SERVICE PAGE

Always say you saw it in—POPULAR ELECTRONICS





This *Weller*<sup>®</sup>  
**Heavy Duty Soldering Kit**

has a professional  
 240/325 WATT

**Dual Heat Gun**

No other soldering set offers you such versatility. The heavy duty Weller gun is the same professional tool used by technicians. Two trigger positions let you switch instantly to either 240 or 325-watt heat. In this single tool you have a choice of heat to suit the job, and tip temperature high enough to handle the tough ones. Instant heat saves time and current.

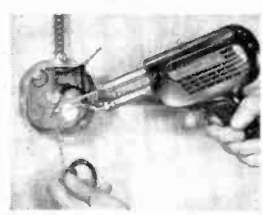
Kit includes 3 different tips for soldering, cutting, sealing and smoothing; tip-changing wrench and supply of solder. Everything is in a sturdy plastic carrying case. **\$12.95**  
 Model D-550PK. Weller Electric Corp., Easton, Pa. LIST

**FOR HOBBIES, HOMECRAFT AND MONEY-SAVING REPAIRS**


Hi-fi kit building



Electrical work



Repairing plastics



Sealing plastic bags




Appliance repairs



Metal work



Model RR connections



Cutting plastic tile



**CIRCLE NO. 38 ON READER SERVICE PAGE**

## To kit builders who go through THICK and THIN



to get the best . . .



## SEND FOR THE THIN!

You don't judge a book by its cover. Nor by the number of pages. If you're looking for weight, don't bother with the Conar catalog. But if you're looking for quality electronic kits that are backed by a *no-loopholes guarantee*, you'll want to study our careful selection of do-it-yourself and assembled units. There's something for everyone: TV set kits to transistor radios, VTVM's to scopes, tube testers to tools. For years of pleasurable performance, for fun and pride in assembly, mail coupon below. Discover why Conar, a division of the National Radio Institute, is the fastest growing entry in the kit and equipment business.

# CONAR

**MAIL NOW**

CONAR

3939 Wisconsin Ave., Washington 16, D.C.

Please send me your catalog.

CA4C

Name \_\_\_\_\_

Address \_\_\_\_\_

City \_\_\_\_\_ Zone \_\_\_\_\_ State \_\_\_\_\_

## Letters

(Continued from page 6)


*Communications Handbook*—when does the 1964 edition go on the stands?

STEVEN HAMILTON, WNØGZX, WPEØDLV  
Lenox, Iowa

*Congratulations on your science fair awards, Steven. You'll note that another of author Ford's intriguing projects appears in this issue. Concerning special issues of POPULAR ELECTRONICS, the idea—especially that of having an amateur radio issue—is under active consideration. Glad you asked about the 1964 Communications Handbook—it goes on sale the end of March.*

### Answer Please?

■ As a newcomer to electronics, I would like to ask the following: Are the "WPE" letters used by SWL's issued by P.E.? What are the qualifications? Here are a few more questions: (1) Why is the U.S. "K" call-sign rarely used for amateur stations compared with the "W"? (2) Why is there no channel 1 in TV? (3) What



is the difference between the Novice, General, and Technician amateur radio licenses in the U.S.?


BILL WHITE  
Qualicum Beach, B.C.

For details on "WPE" registrations, Bill, see page 112 of this issue. Concerning "W" and "K" call-signs, the "W" calls were issued first. When the "W" series became exhausted, "K" calls were issued in some areas. Concerning the mysterious channel 1, additional frequencies in the 30-50 mc. region were required for various utilities—gas and oil companies, police and fire departments, etc. Rather than renumber the previously allotted channels, channel 1 was simply dropped. The 5-meter ham band was moved down into part of the slot (becoming 6 meters) that would have been channel 1. So far as the licenses are concerned, the Novice license requires only a simple theory and 5-wpm code test; it's good for only one year and privileges are restricted. The Technician license requires more theory; it's restricted as to available bands, but is good for five years. The General ticket allows unrestricted operation; a code test of 13 wpm must be passed to qualify.

### Proper Mobile ID Procedures

■ Herb Brier did a good job of clearing up the misconceptions many hams have regarding the use of assigned station calls ("Across the Ham Bands," Decem-

*In any CB application...you'll  
outperform 'em all with a*  
**M E S S E N G E R**



**Personal  
Messenger**

Compact, hand-held 100 milliwatt or 1½ watt models! Rugged and reliable — 11 transistors, 4 diodes. Twice the sensitivity and 40% more range than similar units with conventional circuitry — more output than similar units with same rated inputs!

Cat. No. 242-101  
100 milliwatts.....\$109.50 Net  
Cat. No. 242-102  
1½ watts.....\$129.50 Net



**Messenger and Messenger Two**

For mobile or base stations. High efficiency design makes full use of maximum allowable legal power. Excellent receiver sensitivity and selectivity. Automatic "squench" control. 5 crystal controlled channels on the "Messenger" and 10 crystal controlled channels plus a "unable" receiver on the "Messenger Two."


**MESSENGER**

Cat. No. 242-127  
1.5 Volts AC/ 6 Volts DC...\$109.95 Net  
Cat. No. 242-128  
1.5 Volts AC/12 Volts DC...\$109.95 Net

**MESSENGER TWO**

Cat. No. 242-62  
115 Volts AC/ 6 Volts DC...\$169.95 Net  
Cat. No. 242-63  
115 Volts AC/ 2 Volts DC...\$169.95 Net

*New!*



**M E S S E N G E R III**

The "Messenger III" offers everything you ever wanted in a CB transceiver... compact size, a ruddy signal, extreme sensitivity, razor-sharp selectivity — and complete flexibility for base station, mobile, public address, or battery powered portable use! Double conversion receiver — set-and-forget "Volume" and "Squelch" controls — 11 channel coverage — "Tone Alert" Selective Calling System available as accessory.

Cat. No. 242-150 12 Volts DC Messenger III .....\$189.95 Net  
Cat. No. 250-823 117 Volt AC Power Supply.....\$ 29.95 Net

**WRITE TODAY**

for full details  
SEE YOUR DEALER/DISTRIBUTOR  
AND ASK FOR A DEMONSTRATION




**E. F. JOHNSON COMPANY**

2411 TENTH AVE. S.W. • WASECA, MINNESOTA

## Letters

(Continued from page 8)

ber, 1963), but he touched on one subject—mobile and portable operation—that should be further clarified. For telegraphy, the slant or portable sign, "DN," and the call area must follow the call-sign of the station. For phone operation, however, Section 12.82 indicates that



the station call letters "shall be followed by an announcement of the geographical location in which the portable or mobile station is being operated."

DEWEY GILLELAND, JR.  
ARRL Official Observer  
Jacksonville, Fla.

### Out of P.E.'s, He Subscribes

■ About a year ago you published my letter offering back issues of POPULAR ELECTRONICS for sale. Needless to say, they were grabbed up almost immediately, and I had so many offers to buy and sell that I could have gone into business. Lately I've been receiving more

inquiries—could my letter have gotten published again this year? You'll be happy to know that after all this I just couldn't stay away from P.E. any longer. Last week I subscribed again for three years.

LAWRENCE CHURCHILL  
Watseka, Ill.

*Welcome back, Larry. Old issues of POPULAR ELECTRONICS seem to enjoy a long life—no doubt that's why you're still receiving offers.*

### Ham Band DX'ing

■ As an SWL and steady reader of P.E. for over two years, I've noticed there is little or no coverage of ham band DX'ing. I find it hard to get started in this field, and I'm sure many others are in the same position.

TIM KERFOOT, VE3PE1TH  
Toronto, Ontario

*Several years ago, Tim, POPULAR ELECTRONICS did publish a special column for SWL's interested only in the ham bands. It was edited by Roger Legge, but had to be withdrawn because of lack of reader support. However, we are reconsidering the situation and may have some promising words on new SWL columns in the near future.*

### Refinishing Old Equipment

■ I have an NC-125 which shows its age—largely due to its battered cabinet. I would like to know how I can refinish the unit, and what means can be taken to preserve the lettering on the front panel.

BARRY DAY, WP8FKP  
Cincinnati, Ohio

*If the old paint is badly scratched or chipped on your receiver, you will probably have to remove it to get a*

**CITIZENS**  
**CB**  
**BAND**

**IN ACTION!**

**NEW FOR '64**

**2-WAY RADIOS**

the **"ESCORT"** and **"COMPANION II"**

**\$229.95**



**NEW "ESCORT" Features**

- Illuminated—8 fixed channels, tunable to receive and transmit 23 channels with external crystal socket—illuminated "S" meter and slide rule tuning dial—all transistor power supply.

Every transceiver is hand-wired, quality controlled along the production line and individually tuned and tested before it reaches you. Dependability is built in for long years of rugged service.

**\$189.50**



**NEW "COMPANION II" Features**

- Illuminated—5 fixed channels, tunable to receive and transmit 23 channels with external crystal socket—illuminated slide rule tuning dial—all transistor power supply.

**NOW — AT YOUR DEALER**

Pearce-Simpson, Inc. PE-3  
2295 N. W. 14th Street Miami, Florida 33125  
Please send me details on  
 New "ESCORT"  "COMPANION II"

Name.....  
Address.....  
City..... State.....



**PS PEARCE-SIMPSON, INC.**  
MIAMI, FLORIDA

CIRCLE NO. 27 ON READER SERVICE PAGE

# 18

## TOOLS IN ONE!

FOR HOME · CAR · SHOP · HOBBIES · SPORTS



3-way ratchet handle  
regular screwdriver  
recessed-head screwdriver  
straight socket adapter  
offset socket adapter  
1/2" to 7/8" hex  
and square sockets.

**RATCHET  
ACTION**

# SOCKETOOL

**BY  
SHELTON**

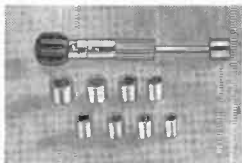
Features fast action speedy 3-way ratchet handle that operates in either direction or locks. Tempered steel-alloy screwdriver blades; 8 durable sockets. Does the work of 18 tools, yet fits in a 5 1/4" x 4 1/4" case. Indispensable for handymen, hobbyists or craftsmen!

**SOCKETOOL'S versatility gives unlimited uses!**

**Handles popular sizes of nuts, bolts and screws with slotted, recessed, square or hex heads!**

**ONLY \$2.95**  
complete with case

Attractively packed in gift sleeve upon request.



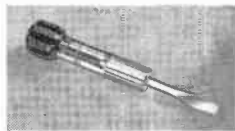
**8** straight wrenches



**8** offset wrenches



**1** recessed-head screwdriver



**1** regular screwdriver

### FULLY GUARANTEED! MAIL COUPON TODAY!

Consumer Service Company  
589 Broadway  
New York 12, N. Y.

PE-34

Please send me \_\_\_\_\_ SOCKETOOL sets at \$2.95 each. (N.Y.C. residents please add 4% Sales Tax).

My check (or money order) for \_\_\_\_\_ is enclosed. I understand that you will pay the postage and that each SOCKETOOL is fully guaranteed.

Check here for gift sleeve packing.

NAME \_\_\_\_\_

ADDRESS \_\_\_\_\_

CITY \_\_\_\_\_ ZONE \_\_\_\_\_ STATE \_\_\_\_\_

(SORRY—No Charges or C.O.D. Orders).

# NEW - - by KUHN

## AM/FM VHF RECEIVER

Covers 26-54 and 108-174 MC in six calibrated bands with excellent sensitivity. Ideal for rapid scanning for CB, Amateur, Aircraft, or FM Police, Fire, etc. signals with controllable selectivity.

353-A  
\$48.70



## AIRCRAFT • POLICE • FIRE



348A  
Complete  
\$34.95

Transistorized, directly tuneable converter. Powered with self-contained mercury cell. Excellent sensitivity and stability. Designed for car, home or portable receivers.

315-B  
5-54 MC  
\$17.95

115-160 MC  
\$18.95

Converts home or car radios to receive Fire, Police, Aircraft, CB, SW, etc. Exceptional sensitivity on High and Low Bands. High Band type adjusts to bracket 115-160 MC. Low Band type should be ordered for 35-47 MC, 40-52 MC, 26-30 MC, 9-12 MC, etc. May be adapted for transistorized car radios.



Order today or send for free catalog on full line of converters and receivers for every application.



20 GLENWOOD  
CINCINNATI 17,  
OHIO

CIRCLE NO. 16 ON READER SERVICE PAGE

**NEED A 110 V. A.C. OUTLET?  
IN CAR, BOAT, TRUCK,  
YOU HAVE IT, WITH A**

**terado POWER INVERTER**

Actually gives you 110 volt, 60 cycle A.C. from your 6 or 12 volt D.C. battery! Plug inverter into cigarette lighter, and operate lights, electric shavers, record players, tape recorders, electric tools, portable TV, radios, testing equipment, etc. Frequency will not change with change in load Models from 15 to 300 watts, priced as low as **\$12.95** LIST

See Your Electronic Parts Dealer or Jobber, or Write:

**terado**

**CORPORATION**

1057 RAYMOND AVENUE  
ST. PAUL 8, MINNESOTA

In Canada, ATLAS RADIO CORP. LTD. — Toronto, Ont.

CIRCLE NO. 36 ON READER SERVICE PAGE

## Letters

(Continued from page 10)

good finish, but paint over the old paint if at all possible. If the cabinet and panel are removable, liquid paint remover can be used; otherwise, a paste-type remover is required to avoid getting it in the "works." A number of suitable paints—both in aerosol cans (Krylon, for example) and in containers for brushing on—are available from electronics dealers and mail-order houses, and from hardware stores. You can even get a crackle finish if you wish. To avoid running, face the front panel up when painting it; carefully mask areas that are not to be painted. If you're painting the panel with the receiver behind it, be doubly careful, using masking tape around controls from the back. If the control markings are engraved in the front panel, you simply rub in a bit of white lead after the paint is dry, being careful not to smear it around too much. Otherwise, you'll have to buy a decal kit (also available from electronics distributors and mail-order houses) and reletter the panel.

## Electronic Stop Watch—Counter

■ I built the "Electronic Stop Watch" (October, 1963) with a magnet and reed switch instead of a cam and microswitch for quieter operation. I also added circuits for individual counting, photoelectric counting ("1-2-3 Totalizer," August, 1962), and a circuit for



latching on and off the timing network for a truly "electronic timer" without human error on starting and stopping. I'm very satisfied with the finished project, and use it to time events during physics experiments. Thank you for the ideas.

HENRY LAHORE  
Seattle, Wash.

Thank you for the photo, Henry. Your project sounds like a worthwhile instrument. Perhaps other readers will be interested in making such a combination.

## Antennas for TV and FM

■ Is there any difference between an ordinary TV antenna and a color TV antenna? Similarly, what is the difference, if any, between an FM and an FM stereo antenna?

STEPHEN SCHWAB  
Clarksville, Md.

No difference in principle, Steve. The only thing to remember is that you may need a better antenna (higher gain) for good reception of color TV or FM stereo than you do for black-and-white TV or monophonic FM. This is due to the fact that color TV or multiplex stereo signals form a rather small part of the composite signal used to modulate the station carrier—for proper detection they must arrive at the receiver undistorted and at a relatively high level.

-30-



# FREE LAFAYETTE RADIO ELECTRONICS

1964 Catalog No. 640

**422 GIANT SIZE PAGES**

## LAFAYETTE

"WORLD'S HI-FI & ELECTRONICS SHOPPING CENTER"

**GIVES YOU MORE IN '64!**

- MORE STEREO HI-FI • MORE C.B. EQUIPMENT
- MORE TAPE RECORDERS • MORE HAM GEAR
- MORE TEST EQUIPMENT • MORE TOOLS
- MORE BOOKS • MORE P.A. EQUIPMENT
- MORE RADIO & T.V. ACCESSORIES

MORE BUYING POWER—choose from Lafayette's three Easy-Pay Credit Plans. Up to 24 months to pay, as little as \$5 monthly.



LA-224WX

**LAFAYETTE  
24-WATT STEREO  
AMPLIFIER**

LA-224WX

**49<sup>95</sup>**

- Freq. Resp. 20-25,000 CPS  $\pm 1$  db at 1 Watt
- Full Range of Stereo Control Facilities
- Low Distortion, Low Hum and Noise
- With Cage and Legs • Imported

**LAFAYETTE  
AMATEUR  
COMMUNICATIONS  
RECEIVER**




KT-320WX

Semi-Kit **64<sup>95</sup>**

- 4-Band Coverage
- 8 Tubes plus Rectifier Tube
- Illuminated Slide-Rule Dial
- Built-in Q Multiplier
- Imported

**LAFAYETTE  
ALL-TRANSISTOR  
C.B. "WALKIE-TALKIE"**

HA-70L  
**10<sup>95</sup>**  
each  
2-for-21.00



HE-30WX

HA-70L

- Completely Wired — Not A Kit
- Great Fun for Kids Too
- Sensitive Super-regenerative Circuit
- With Antenna, Transmit Crystal, Battery • Imported

**LAFAYETTE  
4-TRACK STEREO  
RECORD/PLAYBACK  
TAPE DECK**

- Built-in Transistorized Record/Playback Preamps
- 2 Level Indicator Meters
- Records Sound-on-Sound
- Complete with Cables, Empty Reel • Imported



RK-140WX

RK-140WX  
less case **99<sup>50</sup>**

RK-143WX  
with case **114<sup>50</sup>**

**LAFAYETTE  
DELUXE C.B.  
TRANSCEIVER**

- 8 Crystal Receive and 8 Crystal Transmit Positions
- Built-in Selective Call Circuitry and Socket
- Dependable Relay Switching
- Push-To-Talk Ceramic Mike

HE-20CWX  
**109<sup>50</sup>**

MADE IN U.S.A.

HE-20CWX



**Lafayette's Money-Back Guarantee Is Your Assurance of Complete Satisfaction**

Mail the Coupon for Your  
**FREE 1964 Lafayette Catalog**

LAFAYETTE MAIL ORDER & L. I. SALES CENTER  
111 Jericho Turnpike, Syosset, L.I., N.Y.

OTHER LOCATIONS

Jamaica, N. Y.  
Scarsdale, N. Y.  
New York, N. Y.  
Bronx, N. Y.

Newark, N. J.  
Plainfield, N. J.  
Paramus, N. J.  
Boston, Mass.  
Natick, Mass.


LAFAYETTE Radio ELECTRONICS Dept. IC-4  
P.O. Box 10, Syosset, L. I., N. Y. 11791

- Send me Stock No. \_\_\_\_\_ shipping charges collect.  
\$ \_\_\_\_\_ enclosed.  
 I would like to order Stock No. \_\_\_\_\_ on the Easy-Pay  
Credit Plan.

Name \_\_\_\_\_  
Address \_\_\_\_\_  
City \_\_\_\_\_ Zone \_\_\_\_\_ State \_\_\_\_\_



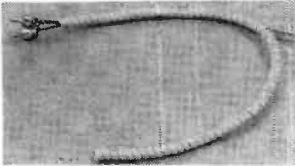
Send me the  
FREE 1964  
Lafayette  
Catalog 640



# Tips and Techniques

## SOLUTION TO STEREO CABLE CONFUSION

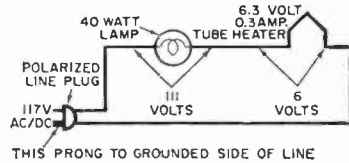
A stereo hi-fi installation made up of several components cabled together may sound great, but the cabling "backstage" often becomes a snarled mess hard to trace when a change or test is to be made. A low-cost way to keep the corresponding stereo signal cables paired along most of their length is to use several of the plastic spirals sold in dime stores to protect telephone cords. By using different-colored



spirals, you can color-code the various pairs for ready identification. And a dab of red nail polish on the jacket or connector shell at both ends of each right-hand cable in cabled pairs takes care of the channel identification problem. —*Tim Callan*

## EMERGENCY FILAMENT SUPPLY SUBSTITUTES FOR TRANSFORMER

If you're stuck for a 6.3-volt supply for the heater of any of the dozens of tubes requiring a nominal 300 ma., this jury rig can be quickly hooked up to permit a test



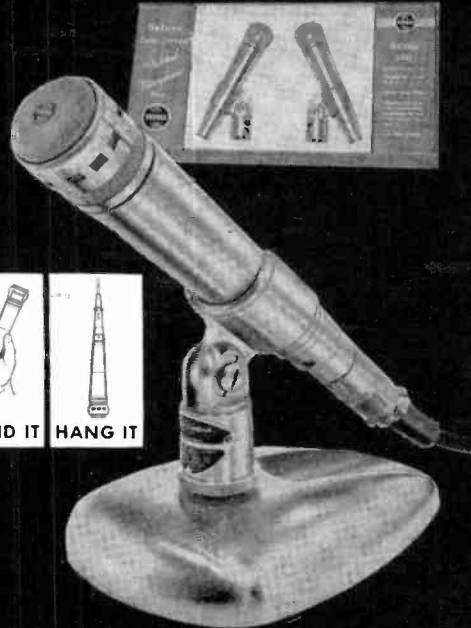
of the circuit. Wire it as shown in the drawing, making sure that the lamp socket is between the tube heater and the "hot" side of the a.c. line. This is necessary to avoid hum and the risk of heater-to-cathode breakdown. If no polarized line plug is available, check for correct hookup with (Continued on page 20)

## The Turner Model 500 Cardioid MATCHED SETS FOR STEREO OUTSTANDING FOR SOUND APPLICATIONS

Turner Model 500 Cardioids are available in perfectly matched sets, possible because any 500 is interchangeable with all others. And Turner's strong, distinct pick-up pattern eliminates all extraneous noises, making it the ideal microphone for stereo recording. Also excellent for paging and sound applications. When it's quality you want... matchless quality... ask for the Turner 500 Cardioid. Free literature available.

**THE TURNER MICROPHONE COMPANY**  
946 17th Street N.E.  
Cedar Rapids, Iowa

In Canada: Tri-Tel Associates, Ltd., 31 Sheppard Ave. West  
Willowdale, Ontario



CIRCLE NO. 37 ON READER SERVICE PAGE



# POPULAR ELECTRONICS

## PRODUCT SERVICE PAGE

You can get additional information promptly concerning products advertised or mentioned editorially in this issue

**1** Circle the number on the coupon below which corresponds to the key number at the bottom of the advertisement or is incorporated in the editorial mention that interests you.

**2** Add up your total number of requests and fill in the box in the upper right-hand corner of the coupon.

**3** Mail the coupon to the address indicated below.

**4** Please use this address only for Product Service requests.

### POPULAR ELECTRONICS

P. O. BOX 8391  
PHILADELPHIA 1, PA.

NUMBER OF REQUESTS

*Please send me additional information about the products whose code numbers I have circled*

1 2 3 4 5 6 7 8 9 10 11 12 13 14 15 16 17 18 19 20 21 22 23 24 25  
26 27 28 29 30 31 32 33 34 35 36 37 38 39 40 41 42 43 44 45 46 47 48 49 50  
51 52 53 54 55 56 57 58 59 60 61 62 63 64 65 66 67 68 69 70 71 72 73 74 75  
76 77 78 79 80 81 82 83 84 85 86 87 88 89 90 91 92 93 94 95 96 97 98 99 100

NAME (Print clearly) \_\_\_\_\_


ADDRESS \_\_\_\_\_

CITY \_\_\_\_\_ STATE \_\_\_\_\_ ZIP CODE \_\_\_\_\_


**VOID AFTER MARCH 31, 1964**

**3**

# A NEW WORLD OF OPPORTUNITY AWAITS YOU WITH N.T.S. ALL-PHASE HOME TRAINING IN ELECTRONICS



You can install and maintain electronic circuitry in missiles and rockets... specialize in micro-waves, radar and sonar.



You can succeed in TV-Radio Communications... prepare for F.C.C. License, service advanced satellites for industry and defense.



You can service and repair the electronic "brains" of industry—computers, data processing, and other automation equipment.



You can become a highly-paid TV-Radio Technician, an electronics field engineer, or succeed in your own sales and service business.

## The N.T.S. Master Course enables you to do more, earn more in **ELECTRONICS • TELEVISION • RADIO**

YET N.T.S. TRAINING COSTS NO MORE THAN OTHER COURSES FAR LESS COMPLETE

THERE'S A GOOD REASON WHY N.T.S. Master Training opens a wide new world of opportunity for you in Electronics, Television, Radio.

EVERYTHING YOU LEARN, from start to finish, can be applied DIRECTLY to ALL PHASES of the Electronics Industry.

AS A RESULT, the N.T.S.-Trained Technician can move ahead faster, IN ANY DIRECTION—from TV-Servicing to Radio Communications to Space-Missile Electronics and Automation for industry and defense. You can go wherever pay is highest and opportunity unlimited.

ELECTRONIC CIRCUITRY, for example, is one of science's miracles that is BASIC to the entire field of Electronics. It is used in satellites, computers and space capsules as well as in today's television sets and high fidelity equipment. N.T.S. SHOWS YOU HOW to service and repair electronic circuitry for ALL electronic applications.

YOU WORK ON MANY PRACTICAL JOB PROJECTS. You build a DUAL SPEAKER, standard

broadcast-short wave receiver (dual speakers for better sound distribution), plus a large-screen television set from the ground up. N.T.S. training kits contain all the parts you need... at NO EXTRA COST. (See box next page.) You also receive a PROFESSIONAL MULTITESTER to use during training and on the job.

### READ THESE TYPICAL "SUCCESS REPORTS" FROM N.T.S. STUDENTS AND GRADUATES:

"Your home study course in Electronics has been very beneficial to me... I earn top wages as Electronic Installer at Douglas Aircraft... my success is due to National Technical Schools' excellent training..." Arnold Jones, Los Angeles, Calif.

"... My employers are expanding and plan to open a new department within the next 2 years... they have urged me to complete your course as soon as possible... my supervisor says that your course is by far the finest one he has seen..."

E. P. Gardner, No. Battleford, Canada

"... I am now in charge of Instrumentation, a new field for my company... my training has paid off better than I had hoped for..."

W. F. Fitzpatrick, Waco, Texas

START NOW. A wide, new world of opportunity awaits the man trained in Electronics by National Technical Schools—a recognized leader in technical training for 58 years. See next page.

ACCREDITED MEMBER—NATIONAL HOME STUDY COUNCIL

# N.T.S. GIVES YOU EXTRA BENEFITS — IN TRAINING, ON THE JOB, IN DAILY LIFE


## 1 TRAINING BENEFITS

The N.T.S. Master Course embraces ALL PHASES of Electronics—Industrial, TV-Radio Communications, Servicing. You become that indispensable man—the all around technician.


ONE MASTER COURSE COVERS THE FIELD. ONE LOW TUITION INCLUDES EVERYTHING—lessons, manuals, counselling, all equipment. (We do not divide the field into separate courses with separate tuitions.)

YOU GET 19 KITS OF LATEST, PROFESSIONAL EQUIPMENT; including a professional, factory-made, precision Multitester and a new, wide-screen TV picture tube. All yours to keep.

VITAL ASSET: N.T.S. HOME TRAINING IS BASED ON METHODS USED IN SHOPS AND CLASSROOMS OF THE N.T.S. RESIDENT SCHOOL AT LOS ANGELES. No other method of teaching has proved so successful for home study.



N.T.S. Home Training is Shop-Tested in the N.T.S. Resident School at Los Angeles.



The newest, professional equipment—19 kits in all. Yours to keep.

## 2 ON-THE-JOB BENEFITS

ALL-PHASE training puts you in an enviable position. You can pick and choose your career. Specialize or go into business for yourself. Your services will always be in demand wherever you go—and you can go anywhere. Electronics is a vital part of almost every business today.

Earn while you learn. Many students start earning extra money within a few weeks and help pay for their tuition. You can, too.

## 3 LIFETIME BENEFITS

Your success is ours. N.T.S. Graduate Advisory Service stands ready to help in solving technical problems of your job, in securing an FCC License, in establishing your own business, in countless other ways. No charge for this lifetime service.

Detach, fill in, and mail the postage-paid card today. A complete, fully-illustrated "Opportunity" Book and Actual Lesson will be mailed to you. Go over them carefully. We believe you will make the right decision . . . that ONE Master Course at ONE low tuition is the best way to become the "Man in Demand" in Electronics, Television, and Radio.



Accredited Member  
N.H.S.C.

**MAIL REPLY CARD  
OR COUPON FOR  
FREE BOOK AND  
ACTUAL LESSON**



**YOU ENROLL BY MAIL—AND SAVE MONEY.**  
Lower costs for us means lower tuition for you.

### RESIDENT TRAINING AT LOS ANGELES

If you wish to take your Electronics-TV-Radio training in our famous Resident School in Los Angeles—the oldest and largest school of its kind in the world—write for special Resident School catalog and information, or check coupon.



**NATIONAL TECHNICAL SCHOOLS**  
WORLD-WIDE TRAINING SINCE 1905  
4000 So. Figueroa St., Los Angeles 37, Calif.

**NATIONAL TECHNICAL SCHOOLS**  
WORLD-WIDE TRAINING SINCE 1905

**National Technical Schools, Dept. R2G-34**  
4000 S. Figueroa St., Los Angeles, Calif., 90037

Please Rush FREE Electronics-TV-Radio "Opportunity" Book and Actual Lesson. No Salesman Will Call.

Name \_\_\_\_\_ Age \_\_\_\_\_

Address \_\_\_\_\_

City \_\_\_\_\_ Zone \_\_\_\_\_ State \_\_\_\_\_

Check if interested ONLY in Resident Training at L.A.

High school home study courses also offered. Check for free catalog.

# COMING IN APRIL POPULAR ELECTRONICS—

**CAR BATTERY SAVER:** Is your spouse in the habit of leaving the parking lights turned on when the engine isn't running? Have you ever gone to the garage to find the headlights glowing and not enough battery capacity to turn the engine over? If so, you'll want to build this ultra-simplified construction project in a hurry. The "Car Battery Saver" consists of a single transistor, one capacitor, a miniature speaker and three resistors. Turn on the ignition, turn on the lights, turn off the ignition—and the "battery saver" lets out a distinctive, loud, clicking sound until the lights are turned off.

## FIVE SPECIAL CB FEATURES ON IMPROVING YOUR CB RECEIVER PERFORMANCE:

How to add the fabulous Makino Noise Limiter

Build a tuner for your rock-bound receiver

Add an economy S-meter

How to construct a crystal bank

Vernier tuning helps separate the channels

**Pick Up Your Copy  
of April**

**POPULAR ELECTRONICS**

At Your Favorite Newsstand.

On sale March 19th—Only 35¢ a copy


## Tips

(Continued from page 14)

your voltmeter, and mark both the wall socket and the plug so that you can plug it in right every time. —Walter Brown

### IMPROMPTU PIN PLUG FROM CROCODILE CLIP

Usually the test lead you grab has the wrong kind of fitting on one end or the other, following Murphy's Electronic Law, which says that whatever can go wrong, will. When the lead you have to use ends in an alligator or crocodile clip, and you

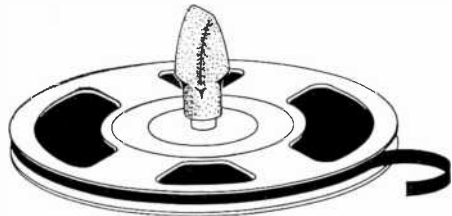


need a pin plug, just pick out a finishing nail of the right diameter, and grip it with the clip, as shown. It will serve until you again need the clip feature.

—Jerome Cunningham

### KEEPERS FOR SMALL TAPE RECORDER REELS

Tape reels frequently drop off the spindles of the less expensive portable tape recorders when they are carried from place to place, for lack of a retaining device. Such retainers are made for large reels, but are not readily available for the smaller sizes. However, the slip-on type of pencil eraser sold in ten-cent stores fits the tape



spindles of many machines well enough to fill the bill when slipped into place as shown. Avoiding the risk of spilled tape is more than worth the trouble.

—David Armstrong

### IMPROVISED LATHE FOR SMALL ELECTRONIC JOBS

Many electronic jobs such as coil winding could be speeded with a small lathe, but

Always say you saw it in—POPULAR ELECTRONICS



## The commanding presence of Sony sound



Now enter the world of the professional. With the **Sony Sterecorder 600**, a superbly engineered instrument with 3-head design, you are master of the most exacting stereophonic tape recording techniques.

Professional in every detail, from its modular circuitry to its 3-head design, this superb 4-track stereophonic and monophonic recording and playback unit provides such versatile features as: ■ vertical and horizontal operating positions ■ sound on sound ■ tape and source monitor switch ■ full 7" reel capacity ■ microphone and line mixing ■ magnetic phono and FM stereo inputs ■ 2 V.U. meters ■ hysteresis-synchronous drive motors ■ dynamically balanced capstan flywheel ■ automatic shut off ■ pause control and digital tape counter—all indispensable to the discriminating recording enthusiast. Less than \$450,\* complete with carrying case and two Sony F-87 cardioid dynamic microphones.

Multiplex Ready!


**SONY SUPERSCOPE** The Tapeway to Stereo

\* Yes, less than \$450!

Sony tape recorders, the most complete line of quality recording equipment in the world, start at less than \$79.50. For literature or name of nearest dealer, write Superscope, Inc., Dept. F, Sun Valley, Calif. In New York, visit the Sony Salon, 585 Fifth Avenue. **CIRCLE NO. 39 ON READER SERVICE PAGE**

# ADVANCED AMATEURS!

Now...an inexpensive communications receiver you can recommend to beginners in amateur radio and shortwave listening!



National's new NC-77X is the perfect beginner's receiver, incorporating the same time-tested conservative design found in the most sophisticated National equipment! 115 V.A.C. transformer operation, a National exclusive at this price, eliminates the hum and polarity problems, shock hazards and grounding difficulties associated with AC/DC receivers. The NC-77X features continuous coverage from 540 KC to 31 MC with separate electrical bandspread to copy amateurs, foreign broadcast stations, ships at sea, emergency messages, and our astronauts! Built-in 5" speaker, and front panel headphone jack. Only \$69.95. In optional oiled walnut case, \$89.95.

P.S. For more advanced shortwave listeners and amateurs, National's new NC-121 features edge-reading signal strength meter, noise-limiter, variable BFO, audio and RF gain controls, exclusive Tuner Output for use as a shortwave tuner with Hi-Fi equipment, and peaking Q-multiplier for optimum selectivity. Only \$129.95. With oiled walnut case. \$149.95.

## NATIONAL RADIO COMPANY, INC.

37 Washington Street, Melrose, Mass. 02176



Rush me free your complete guide to National Receivers!

Name \_\_\_\_\_

Address \_\_\_\_\_

City \_\_\_\_\_

State \_\_\_\_\_

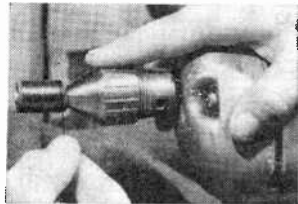
CIRCLE NO. 24 ON READER SERVICE PAGE

## Tips

(Continued from page 20)

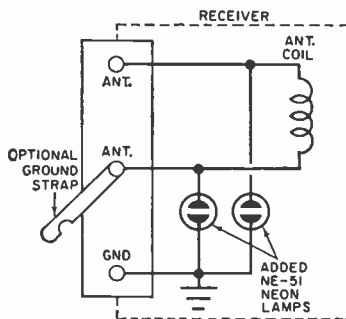
few electronics men feel that the added convenience justifies the cost of the lathe. Press the lowly  $\frac{1}{4}$ " hand drill into service by strapping it to the bench with bands of scrap metal, or even gripping the handle in the vice (but don't overtighten and crack the casting). Chuck the shaft of the work piece if it has one. If not, clamp it between large washers on a long  $\frac{1}{4}$ " x 20 machine screw as a mandrel, and chuck that. Now connect a soldering iron or incandescent lamp of 60- to 100-watt rating in series with the drill, and start it. The torque will be low enough to permit easy control with your hand on the chuck, as you guide the wire with the other. This method works for light sanding and filing, too.

—Robert K. Dye, W8YLN



## PROTECT YOUR RECEIVER ANTENNA COIL FROM BURN-OUT BY HIGH POWER


If there's a high-power transmitter feeding an antenna located near your receiving antenna (such as that full-gallon rig next door), the antenna coil of your receiver can be burned out, even if the receiver is turned off! And nearby lightning strokes can play the same costly trick, even if your antenna is not actually struck. You can end this risk easily with no loss of



performance or resale value by connecting two NE-51 neon lamps across the antenna terminals at the input, as shown. High voltage on the line from any cause will be limited to the breakdown voltage of the lamps, yet they present a negligible shunt impedance when not conducting.

—Bruce Balk

COMING IN MARCH:  
THE UNIQUE PUBLICATION THAT IS OUT OF THIS WORLD



Here's the most comprehensive handbook ever published in the field of specialized radio communications. Four big sections, a total of 148 pages, cover *in depth* each of the main branches of communications: ■ *Citizens Band* ■ *Short-Wave Listening* ■ *Ham Radio* ■ *Business Radio/Telephone*. Plus these special features: Up-to-the-minute Space Data ■ Latest U.S. and Canadian License Requirements ■ A Build-it-yourself World Time Calculator ■ Dozens of valuable charts, graphs and tables.

**THE 1964  
COMMUNICATIONS  
HANDBOOK** will be on  
sale in mid-March at news-  
stands and electronics parts  
stores. But you can reserve  
your copy now by using this  
handy coupon.  
Price, only \$1.00.

Ziff-Davis Service Division, Dept. CH  
589 Broadway, New York 12, New York

PE34


Please send me \_\_\_\_\_ copies of COMMUNICATIONS  
HANDBOOK, at \$1.00 each—plus 15¢ mailing and han-  
dling charge on each. (Canada and Overseas: \$1.25 plus  
25¢ for postage.)

I enclose \_\_\_\_\_ (I understand my order will be filled  
from first of-the-press copies on the day of publication.)

NAME \_\_\_\_\_

ADDRESS \_\_\_\_\_

CITY \_\_\_\_\_ ZONE \_\_\_\_\_ STATE \_\_\_\_\_



## New Products

Additional information on products covered in this section is available from the manufacturers. Each new product is identified by a code number. To obtain further details on any of them, simply fill in and mail the coupon which appears on page 15.

### 40-WATT STEREO AMPLIFIER

- 75** A 40-watt stereo amplifier has been added to the new "Allegra" line of hi-fi amplifiers and tuners now being offered by *Grommes*, division of Precision Electronics, Inc. The "Allegra 40" provides 20 watts per channel IHFM, rated  $\pm 0.5$  db, 20-20,000 cycles at 1 watt. Eleven controls are featured: selector for tape, phono, tuner and



two auxiliaries: balance, loudness, bass and treble controls; stereo-mono switch, filter switch, contour switch, off-on switch, speaker off-on switch, and phons (stereo). Also available is the "Allegra 25," a 25-watt stereo amplifier providing  $12\frac{1}{2}$  watts per channel IHFM.


### METER BURN-OUT PREVENTER

- 76** Used to prevent meter movement burn-out by overloads up to 10,000% f.s.d., the "Metergard" put out by *Lectro-tech, Inc.* acts as a meter shunt only when overload currents are present. Under conditions of overload, the excessive or damaging current is bypassed around the meter, thus preventing damage to the movement. The Metergard will work with any make of multimeter and will cause less than  $\frac{1}{4}$  of 1% change in the accuracy of the movement. It takes only a few minutes to install—you simply connect the Metergard across the movement terminals, disregarding polarity. And once installed, application of

even 1000 volts to the 10-volt scale cannot burn out the meter movement. Price, \$2.95.


### 18-INCH, 16-CYCLE WOOFER

- 77** The new Hartley-Luth 218MS speaker is an 18" woofer with a response down to 16 cycles. Manufactured by *Hartley Products Co.*, and designed to operate with the 10" Hartley 220MS speaker in the new "Concertmaster" system, the 18" woofer can also be used with other tweeter-midrange combinations. The 218MS features a large 14-pound magnet, a cast aluminum frame, a plastic cone, and utilizes the magnetic suspension principle. The 218MS speaker is priced at \$195; it is also included in the Concertmaster, which sells for \$595 (walnut enclosure) or \$795 (ebony Chinese chest).



### GENERAL-COVERAGE RECEIVER

- 78** Designed for the beginning SWL or Novice ham, *Lafayette Radio Electronics Corporation's* HA-63 7-tube receiver covers four bands from 550 kc. to 31 mc. The BFO permits c.w. reception as well; BFO pitch is fixed-tuned. Full electrical bandspread on all frequencies with a 0-100 logging scale and built-in S-meter assures accurate tuning. The superheterodyne circuit includes an r.f. amplifier and three-




section ganged tuning capacitor with separate coils for each band, providing good selectivity and a sensitivity of 1.5 microvolts. Price, \$59.95. Optional speaker (an external speaker is required), \$7.95.

### TURN INDICATOR CANCELLER

- 79** Do you sometimes forget to switch off the turn indicator on your car after making a turn? "BLINK-OFF" will do it




for you. It's an automatic auto-truck turn indicator canceller which is produced by *Burson Electronic Manufacturing Co.* It counts the number of flashes, and after a preset number, will stop your turn signals and hold them off until you flip your turn indicator direction switch to "off." "BLINK-OFF" is housed in a high-impact styrene plastic box about 4" x 6" x 2½", and can be installed at any convenient spot beneath the instrument panel, on the fire wall, or beneath the seat. It comes complete with hookup wire, mounting screws, and instructions. Price, about \$14.98.



#### TRANSISTORIZED CAR RADIO


**80** Instant warmup, rich tone, superior long-range reception through an r.f. stage, and rugged durability are claimed for the *Channel Master Model 6540* AM car



radio. The six-transistor set has no vibrators which can break down, assures trouble-free, long-life performance. Price, \$39.95.

#### "LIFETIME" LIGHTNING ARRESTER


**81** *Hy-Gain Antenna Products Corporation* has introduced a lightning arrester that will effectively reduce static build-up around any communications antenna system and safely bypass to ground 10 or more direct lightning strokes. Adapted from a surge arrester originally designed to protect electronic gear aboard military aircraft, the Model LA-1 can be installed in the 52-ohm or 72-ohm coaxial feed line leading to any communications system. Its current



surge bypass ability is 10 or more surges of 15,000 amperes in 5 microseconds at 21 coulombs—each surge being equivalent to a major stroke of lightning. Price, \$19.95.


#### STEREO TAPE DECK

**82** Available as a kit or factory-wired, the Model 2400 announced by *Eico Electronic Instrument Co., Inc.*, is a compact four-track stereo and mono recorder-player which incorporates a three-motor tape transport with electrodynamic braking. Full record and playback equalization on both 7½ and 3¾ ips permit the greatest possible use of the economical lower speeds. Maximum reel size: 7 inches. Signal-to-noise ratio: 45 db. Frequency response: ±3 db, 30 to 17,000 cycles at 7½ ips; ±3 db, 30 to 12,000 cycles at 3¾ ips. Wow and flutter is under 0.2% at 7½ ips, under 0.3% at 3¾ ips. Prices: \$189.95 in kit form; \$269.95 factory-wired.



#### INTERFERENCE ELIMINATOR

**83** The Model A-1 "Hush-Gate" manufactured by *Reach Electronics, Inc.* is a compact (¾" cube) all-silicon transistor accessory circuit for FM communications receivers. In use, it is actuated when an off-channel signal is present, and acts to prevent such signals from appearing in the receiver output. Noise bursts, intermodulation distortion signals, etc., are also eliminated if they result in an average discriminator output voltage other than zero. Connection of the "Hush-Gate" to the receiver does not in any way affect normal reception of an on-channel signal, regardless of the deviation used. The Model A-1 will function properly in virtually any communications receiver employing a discriminator and a squelch circuit. It is simple to install, requiring only the connection of four leads and no rewiring of the receiver. Price, \$13.85.





For home users...repairmen...

**GREATEST SOCKET WRENCH**

**111 pc. FORGED SELECT STEEL...**



**FULL PLATED  
12 Pc. 1/4" DRIVE  
SOCKET SET**

From 1/8" to 1/2" sockets, 4" L handle, 3 3/4" extension, 6 1/2" combination spinner handle and screwdriver. Sectional plastic case with hinged top.

**21 Pc. CHROME  
ADJUSTABLE  
HACKSAW SET**

Includes chrome plated frame and sure-grip handle. 10 medium blades, 10 coarse blades. Adjustable from 10" to 12".

**3 Pc. SCREWDRIVER SET**

**10 Pc. FEELER  
GAUGE SET**

From .002 to .025 blades.

**18 Pc. IGNITION SET**

**YOU GET ALL THIS**

- 10 1/2" Square Drive Sockets. 7/16" to 1"
- 1 5 1/2" Extension
- 1 10" Extension
- 1 Reversible Ratchet
- 1 15 1/2" Swing Head Handle
- 6 1/4" Drive Sockets, Hex Openings: 1/4" to 1/2"
- 2 1/2" Drive Sockets, Square Openings: 1/4" - 3/16"
- 1 Combination Plastic Spinner Handle and Screwdriver
- 1 4" L Handle
- 1 3 1/4" Extension
- 1 Plastic Socket Holder Box
- 4 Box Wrenches: 3/8" x 7/16" to 13/16" x 7/8"
- 6 Combination Wrenches: 3/8" to 3/4"
- 5 Open End Wrenches: 5/16" x 11/32" to 13/16" x 7/8"
- 9 Allen Type Wrenches: 1/16" to 5/16"
- 1 Plastic Carrying Roll
- 1 6" Combination Plier
- 2 Offset Screwdrivers: 1/4" Regular, \$2 Phillips type
- 1 Hacksaw
- 10 Coarse Hacksaw Blades
- 10 Medium Hacksaw Blades
- 2 Cold Chisels: 1/2" - 3/16"
- 1 Long Taper Punch
- 2 Plastic Handle Electrician's Screwdrivers
- 1 Plastic Handled Phillips Type Screwdriver
- 8 Ignition Wrenches: 13/64" x 15/64" to 11/32" x 3/8"
- 1 Ignition Screwdriver
- 1 Ignition Point File
- 1 Piece Spark Plug Gap Setter and Gauge, Blades: .025 to .040
- 1 Plastic Carrying Roll
- 10 Piece Feeler Gauge, Blades: .002 to .025 and steel ruler in stock holder
- 1 Metal Tool Box
- 1 Removable Tote Tray

**2 Pc. OFFSET  
SCREWDRIVER  
SET**

**10 Pc.  
SET SCREW  
WRENCH SET\***

From 1/16" to 3/16" wrenches, Snap-tite plastic carrying case.

**5 Pc.\*  
OPEN END  
WRENCH  
SET**

10 openings from 3/16" to 3/4"


**4 Pc.\*  
BOX  
WRENCH SET**

8 openings from 3/8" to 3/4"

mechanics...production men...

**TOOL VALUE EVER OFFERED!**

# SOCKET WRENCH and TOOL SET



**HEAVY GAUGE METAL HIP ROOF TOOL CHEST**  
 Also ideal for use as a Picnic Pack, Tackle Box or Storage Chest. Rugged, long lasting construction...attractive durable finish. With removable metal carrying tray. Specially designed to hold complete 111 piece set as well as additional equipment. 8" x 7 1/4" x 19".

**6 Pc.\* COMBINATION WRENCH SET**  
 From 3/4" to 1 1/2" wrenches

**COMBINATION PLIERS**

**ALL CHROME 14 Pc. 1/2" SQUARE DRIVE SOCKET SET**  
 From 3/16" to 1" sockets, 1/2" reversible ratchet, 15 1/2" swing head handle, 5 1/2" and 10" extensions.

**3 Pc. PUNCH and CHISEL SET**

**FREE! CONTINUITY TESTER**

**These 111 Tools**  
**\$49<sup>95</sup>**  
**NOW ONLY**



You can't lose! This valuable Continuity Tester is yours FREE—even if you return the Socket Wrench Set after using it for the full trial period. Send for yours today!

**CLIP AND MAIL TODAY**

FINGERHUT PRODUCTS CO., 3104 W. Lake St., Minneapolis 16, Minn.

Send me your complete, 111 piece Sloan-Ashland Socket Wrench and Tool Set plus the free Continuity Tester. I understand I may use it for ten days free, and return it at your expense if I am not fully satisfied.

If I agree to keep it, I will pay only \$5.00 a month until I have paid the low price of just \$49.95 (plus shipping and handling). The Continuity Tester is mine to keep whether or not I decide to keep the Socket Wrench and Tool Set.

I am enclosing full payment of \$49.95 with the understanding that you will pay all shipping and handling charges. (Full money back guarantee!)

Name ..... (Please print)  
 Street .....  
 City ..... Zone..... State.....  
 Where employed .....  
 Home phone number .....1210

\*ALL THESE TOOLS EXCEED GOVERNMENT TORQUE SPECIFICATIONS

## A NEW DIMENSION IN PERFORMANCE for CB



### Hy-Gain's fabulous "LONG JOHN" BEAM MODEL 115B

The Most Powerful Antenna  
Ever Built for Citizens Band



Heavy Duty Boom  
to Mast Bracket



Rugged Driven Element  
to Boom Bracket

■ Optimum spaced elements on 2" OD boom insure maximum theoretical gain ■ Delivers 12.7db forward gain ■ Develops 25db front-to-back ratio—40db front-to-side ratio—effectively eliminating unwanted signals from back and sides ■ Multiplies effective radiating power of a transceiver 10 times ■ Driven element at DC ground for improved signal-to-noise ratio and lightning protection ■ Ruggedly constructed of heavy wall aluminum ■ Rotates with heavy-duty TV rotator

If you're looking for the cleanest, clearest, most far-ranging signal on Citizens Band, you'll want Hy-Gain's Model 115B "Long John"...featuring engineering innovations that add a new dimension to Citizens Band performance and reliability. Comes with all parts pre-drilled and clearly marked for fast, easy assembly. \$69.95 CB Net

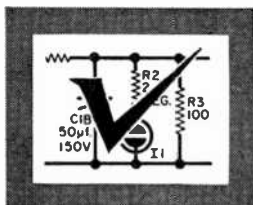
See them today at your favorite Hy-Gain Distributors  
or write for the name of the distributor nearest you.

#### HY-GAIN ANTENNA PRODUCTS CORP.

8493 N.E. Highway 6, Lincoln, Nebraska

The Antenna Manufacturer with a Record of "Firsts"  
CIRCLE NO. 13 ON READER SERVICE PAGE

## Operation Assist



**T**HROUGH THIS COLUMN we try to make it possible for readers needing information on out-dated, obscure, and unusual radio-electronics gear to get help from *other* readers. Here's how it works: Check over the list below. If you can help anyone with a schematic or other information, *write him directly*—he'll appreciate it. If *you* need help, send a post card to OPERATION ASSIST, POPULAR ELECTRONICS, One Park Avenue, New York 16, N.Y. Give the maker's name, the model number, year of manufacture, bands covered, tubes used, etc. Be sure to print or type everything legibly, including your name and address, and be sure to state specifically what you want, i.e., schematic, source for parts, etc. Remember, *use a post card*; we can handle them much faster than letters. And don't send a return envelope; your response will come from fellow readers. Because we get so many inquiries, none can be acknowledged, and POPULAR ELECTRONICS reserves the right to publish only those requests that normal sources of technical information have failed to satisfy.

### Schematic Diagrams

Triplet Model 3113 tube tester, about 1948-9. (Chas. Peacock, 3 Jenkins Drive, Indian Head, Md.)

RCA Victor Model 261 10-tube, 2-band superhet, no date. (Jakob Schuett, 3950A N. 25th St., Milwaukee, Wis. 53206)

Western Electric Model 17A receiver, uses 6A7, 6B7, etc. (Lionel F. Briggs, Toms River, N.J.)

Brunswick Model 15 7-tube console type, BC-band radio, about 1930. (Dale Quedr, P.O. Box 83, N. Syracuse, N.Y.)

Atwater Kent Model 20, 5-tube BC receiver, made 1926. (Alan L. La Pointe, 269 Talbert St., San Francisco 24, Calif.)

Triumph Model 400 tube tester, no date. (L. Olson, 1510 S. Dunsuir Ave., Los Angeles 19, Calif.)

Zenith "Trans-Oceanic" 6-tube BC and s.w. superhet, a.c.-d.c. and battery powered, no date. (John Barr, 14 Covelee Drive, Westport, Conn.)

Philco chassis type 16, code 121, 11-tube, BC and s.w. 5-band receiver, about 1938. (Ronald Cook, 7 Montgomery St., Saugus, Mass. 01906)

Silvertone TV, chassis 110.821M-35, ser. C5276, about 1958. Silvertone TV chassis 110.821M-10, ser. C5212. (Harold Barnes, Box 384 Seffner, Fla. 33584)

Hallcrafters SP-44 "Skyrider Panoramic," about 1949. (M. A. Stark, Rte 2, Box 259-K, Brandywine, Md.)

DAV-2 walkie-talkie, made for Navy by Comm. Co., Inc., Coral Gables, Fla. (Thomas F. Davis, 914 Wilson Ave., Johnson City, Tenn.)

Zenith chassis N700738, 8-tube, 3-band, BC and s.w. radio, made in 30's. (Edward Chapman, 124 N. Normal St., Macomb, Ill.)

RDO Navy surplus receiver, made by E. H. Scott, no date. (Dallas H. Waltman, 17 E. Mason Ave., Alexandria, Va.)

(Continued on page 30)

Always say you saw it in—POPULAR ELECTRONICS

A MESSAGE TO ELECTRONIC BUFFS—

# DON'T JOIN THE ARMY UNLESS



**unless** you want to build a career in Electronics. The sky's the limit in this field, if you have the right training. The Army is the place to get that training. And the Army will keep you trained as you move up to positions of increasing responsibility.

**unless** you want your future to be automation-proof. No matter how far automation goes, men with electronics training will still be in demand in tomorrow's Army.

**unless** you want premium pay for doing work that you'll enjoy. As you advance in grade and increase your skill, you can earn from \$50-100 extra per month in proficiency pay.

**unless** you want to travel... adventure...and responsibility. Army electronics specialists are stationed in many countries throughout the Free World. Doing work that is exciting, stimulating, and vital to everyone's safety.

**unless** you care enough about your Country to serve it.

If that sounds like just what the doctor ordered, talk to your Army Recruiter soon. And ask him about Army electronics training.


If you're good enough to get in...a proud future can be yours in the new action

# Army

CIRCLE NO. 40 ON READER SERVICE PAGE

# FREE ALLIED

MONEY-SAVING 444-PAGE  
1964 CATALOG



send for it today!  
**SAVE MOST ON:**

Stereo Hi-Fi, Famous Knight-Kits®, Tape Recording, Phonographs, CB Radio, Amateur Gear, P. A. Systems, Test Instruments, Electronic Parts, Tubes, Transistors, Tools, Books—including products available only from Allied! Easy terms on the Allied Credit Fund Plan. Write for FREE Catalog today!

**ALLIED RADIO**

ALLIED RADIO, Dept. 3-C  
100 N. Western Ave., Chicago 80, Ill.

Send Free 1964 Allied Catalog

Name \_\_\_\_\_

PLEASE PRINT

Address \_\_\_\_\_

City \_\_\_\_\_ Zone \_\_\_\_\_ State \_\_\_\_\_

CIRCLE NO. 1 ON READER SERVICE PAGE

## NATION-WIDE TUBE CO.

For all type  
**TUBES**

ANY TYPE NOT LISTED MAY ALSO BE ORDERED AT 33¢ each. (\$30 per 100).

1-YEAR GUARANTEE ON ALL TUBES Individually boxed CODE DATED BRANDED

Send for special details on self-service tube testers and CRT prices. Dept. PE-3.

**NATION WIDE TUBE CO.**  
406 HARRISON AVENUE, HARRISON, NEW JERSEY HU 4-9848

0Z4	GANB	6DV4	6X4	12AX4
1A7	GA05	6J5	7A5	12AU7
1B3	GAU4	6J6	7A7	12AX7
1H5	GAU6	6K6	7B6	12BA6
1K3	GAV5	6SA7	7B8	12BE6
1L6	GAV6	6SC7	7C5	12BH7
1W5	GAW8	6SF7	7E6	12BY7
1R5	GAX4	6SG7	7F7	12C5
1S5	GA8A	6SM7	7Q7	12CA5
1U4	6BC5	6SJ7	7Y4	12L6
1X2	6BE6			12RS
2CW4	6BH6	FREE WITH AD		12SA7
2D4	6BK7	CHEATER COD		12SG7
2V4	6BL7	with every		12SK7
3B2E	6BN6	order of 5¢		12SQ7
3D7E	6BQ5	or more		12W6
3V4	6BQ6			18FY6
4B07	6BQ7			18X6
5A7B	6C4	6SK7	8AW8	22DE4
5J6	6CB6	6SL7	8CG7	25L6
5U4	6CD6	6SN7	9AU7	25Z6
5Y3	6CC7	6SQ7	10DE7	32L7
6A7	6CM7	6U5	11CY7	50A5
6A8A	6CY5	6U8	12AD6	50C5
6AC7	6DA4	6V6	12AF6	50L6
6AF4	6DE6	6W4	12AT7	117L7
6AG5	6DQ6	6W6	12AV6	11Z3
6AH4	6DQ6			
6AL5	6DS4			
6AM5				

**25¢ SPECIAL**  
No limit on this list  
Order any quantity

1A4	26	58
1B4	27	71A
1B5	35	75
1J6	39/44	76
6C6	43	77
6D6	47	84/6Z4
24A	56	85
25Z5	57	

TERMS: Free Postage in USA on prepaid orders. Add 50¢ for handling on orders under \$5. Send 25¢ deposit on COD orders. Send approx. postage on Canadian & foreign orders.  
Money refunded in 5 days if not completely satisfied  
Tubes are new, used or seconds are so marked

## Operation Assist

(Continued from page 28)

Link Radio FM transmitters, type 25, ser. 4329, and 2145, about 1945. (Michael McCarthy, 21 Bel Air Drive, Orinda, Calif.)

GE Model GD-60, 6-tube superhet, no date. (Noel M. Moss, 5355 Henry Hudson Parkway, New York 71, N.Y.)

Zenith Model 12H09400, ser. D116320 radio-phonograph, about 1943. Farnsworth Model EK264 radio-phonograph, chassis 188572, about 1947. (David Doernberg, 1842 Windemere Dr., N.E. Atlanta, Ga. 20324)

Hallicrafters "Super Skyriider" 11-tube, 6-band receiver, ser. H-51771. (C. A. Keyser, Jr., 13552 W 21st Ave., Golden, Colo.)

Dumont RA-101-A TV, BC, FM, and s.w. console, about 1946. (Frank Demarest, 162 Mountain Ave., Summit, N.J. 07901)

Lafayette Model FE-157, no other data. (C. Profenna, 54 Tileston St., Everett 49, Mass.)

### Special Data or Parts

Zenith Model 66801 a.c./d.c. and battery radio, about 1940, output i.f. transformer needed (95-1086PA), also schematic. (Larry C. Cuffin, 146 Whipple St., Pittsburgh 18, Pa.)

McMurdo Silver Model 900 "Vomax" VTVM, need operating data, schematic. (Alan Michel, 33-74 191 St., Flushing, N.Y. 11358)

Moss Model 246 portable tube tester, instruction manual needed. (Emile W. Germaine, 221-21 106th Ave., Queens Village 29, N.Y.)

R-1155 communication receiver, military surplus, need any technical data, equivalent tubes, manual, or schematic. (Ivan T. Payne, Box 146, Station E, Toronto 4, Ontario, Canada)

Philco Model 111, 11-tube radio, about 1929, alignment data, schematic needed. (P. G. Descher, Box 7 Estuary, Saskatchewan, Canada)

RCA Radiola Model AR-812, about 1925, 6 C-299 and UV-199 tubes, need tubes and any data. (Terry Kirkpatrick, Rte. 2, Cardington, Ohio 43315)

Hallicrafters Model S-52 receiver, about 1948, need main 3-gang variable tuning capacitor. (Frank Pascale, 374 Rockaway Parkway, Valley Stream, L.I., N.Y.)

Zenith Model 6-G-501M, 6-tube BC radio, date unknown, need operating instructions and schematic. (C. W. Lingard, P.O. Box 853, Brookings, Ore.)

Heathkit Model 0-8 oscilloscope, need construction manual and schematic. (William Phillips, 344 Rose Ave., Staten Island 6, N.Y.)

BC-659 FM transceiver, Signal Corps surplus, need maintenance manual and parts list. (P. M. Stacey, 22 Village St., Marblehead, Mass.)

McMurdo Silver Masterpiece VI BC and s.w. receiver, need alignment data and schematic. (Archie Gant, 1206 Daingerfield Dr., Daingerfield, Texas)

Silver Marshall Model O, 10-tube i.w., BC, and s.w. radio, need instruction book, schematic, equivalents for type BR-277 and SY-277 tubes. (Bob Johnson, 129 E. Las Flores, Arcadia, Calif. 91006)

Kolster Model K-20, ser. 19221, about 1925, need manual and schematic, any other data. (Jack LaVelle, 4616 W. 152 St., Oak Forest, Ill.)


Splitdorf Model R-500 radio (about 1920, need 201A tubes and matching speaker. (Ervin Kotiranta, 37 4th St., Cloquet, Minn.)

Pierce Model 55B-6 wire recorder, need recording wire and any technical data. (Robert Stupka, 102 Julia Drive, Milton, Florida)

Meissner Model 9-1085 6-tube, 2-band receiver, manual needed. Sparton Model 517, 5-tube, 2-band receiver, manual and schematic needed. (Larry Kane, 3249 S. Schultz Drive, Lansing, Ill.)

RCA Model 155A and 155B oscilloscopes, about 1950, manual needed. (Rad Artukovic, 8301 Arroyo Drive, S. San Gabriel, Calif.)

Solar Model C-F Exam-eter capacitor analyzer, need operating manual and schematic. (Timothy J. Murphy, 282 W. Second St., Oswego, N.Y.)



## Cracked cadenzas in your concerto?

*...then "bargain" recording tape's no bargain!*

Mistakes you can buy cheap. And tape-making mistakes you're almost sure to get in recording tape sold dirt cheap without the manufacturer's name. The dangers for audiophiles? Fade out of high and low frequencies. Distortion. Background hiss. Even tape flaking, or worse, abrasiveness that can damage your recorder. Worth the gamble? Hardly.

You can make fine performance, long-life crystal-clear recordings a certainty by specifying "SCOTCH" BRAND Recording Tapes. All "SCOTCH" Tapes must pass over 100 quality tests to earn their "brand". . . tests no bargain tape could hope to pass!


Thinner, more flexible coatings of high-

potency oxides assure intimate tape-to-head contact for sharp resolution. Precision uniformity of coatings assures full frequency sensitivity, wide dynamic range, *plus* identical recording characteristics inch after inch, tape after tape. Lifetime Silicone lubrication further assures smooth tape travel, prevents squeal, protects against head and tape wear. Complete selection of all purpose tapes—from standard to triple lengths, with up to 6 hours recording time at 3¾ ips. **See your dealer. And ask about the new "SCOTCH" Self-Threading Reel. Remember . . . on SCOTCH® BRAND Recording Tape, you hear it crystal clear.**



Magnetic Products Division **3M** COMPANY

"SCOTCH" AND THE PLAID DESIGN ARE REG. TMS OF 3M CO., ST. PAUL 19, MINN. © 1964, 3M CO.



## inquire about Electronics at MSOE

Planning your space age engineering education now, will enhance your career later. Find out about MSOE programs in Electronics, Computers, and Electrical Engineering.

Obtain all the facts about courses leading to 4-year Bachelor of Science and 2-year Associate in Applied Science degrees. Find out about MSOE scholarships, financial aids, job placement opportunities, and other services.

Assure yourself of a bright future in the exciting field of space age engineering and technology. Write for your Free "Career" booklet which will tell you about educational advantages at MSOE.



# MSOE

**MILWAUKEE** MS-217  
**SCHOOL OF ENGINEERING**  
Dept. PE-364, 1025 N. Milwaukee St.  
Milwaukee, Wisconsin 53201


Tell me about a career through residence study:  
 Electronics field       Mechanical field  
 2-years or  4-years

Name.....Age.....

Address.....

City, State.....

CIRCLE NO. 20 ON READER SERVICE PAGE



## POP'tronics Bookshelf

### GETTING STARTED WITH TRANSISTORS

by Louis E. Garner, Jr.

If you have ever had occasion to experiment with transistors while reading P.E., this author needs no introduction. Lou is one of POPULAR ELECTRONICS' Contributing Editors, and has written the monthly "Transistor Topics" column since 1956. In addition to his column, Lou is a prolific author of books and magazine articles aimed at the electronics hobbyist. Typically, this latest work does him credit. Written in the free and easy style that characterizes the author's sure grasp of transistor theory, this book is different in that it doesn't back into the subject of transistors through vacuum tubes, but forges straight ahead—just as if tubes never existed. It brings the reader along from the fundamental fundamentals of semiconductors, through routine project-building, to all of the latest solid-state innovations. Either as a reference or an introduction to transistors, this volume will make an excellent addition to your workshop bookshelf.

Published by Gernsback Library, Inc., 154 West 14 St., New York, N.Y., 10011. Soft cover. 160 pages. \$3.95.



### MODERN DICTIONARY OF ELECTRONICS, Second Edition

by Rudolf F. Graf

The task of keeping a dictionary abreast of the rapidly changing and expanding field of electronics is next to impossible—new terms are coined almost daily. However, Rudolf Graf certainly deserves an "A" for effort. The second edition of his *Dictionary* includes up-to-date, well-written definitions for 12,400 terms, catchwords at the top of each page, and extensive cross-referencing. An excellent reference text of its type, it

(Continued on page 38)





## Why We Make the Model 211 Available Now

Although there are many stereo test records on the market today, most critical checks on existing test records have to be made with expensive test equipment.

Realizing this, HiFi/STEREO REVIEW decided to produce a record that allows you to check your stereo rig, accurately and completely, just by listening! A record that would be precise enough for technicians to use in the laboratory—and versatile enough for you to use in your home.

The result: the HiFi/STEREO REVIEW Model 211 Stereo Test Record!

## Stereo Checks That Can Be Made With the Model 211

- ✓ Frequency response — a direct check of eighteen sections of the frequency spectrum, from 20 to 20,000 cps.
- ✓ Pickup tracking — the most sensitive tests ever available to the amateur for checking cartridge, stylus, and tone arm.
- ✓ Hum and rumble — foolproof tests that help you evaluate the actual audible levels of rumble and hum in your system.
- ✓ Flutter—a test to check whether your turntable's flutter is low, moderate, or high.
- ✓ Channel balance — two white-noise signals that allow you to match your system's stereo channels for level and tonal characteristics.
- ✓ Separation—an ingenious means of checking the stereo separation at seven different parts of the musical spectrum—from mid-bass to high treble.

ALSO: ✓ Stereo Spread  
Speaker Phasing  
Channel Identification

## PLUS SUPER FIDELITY MUSIC!

The non-test side of this record consists of music recorded directly on the master disc, without going through the usual tape process. It's a superb demonstration of flawless recording technique. A demonstration that will amaze and entertain you and your friends.

# NOW...GET THE FINEST STEREO TEST RECORD ever produced for just...\$4.98

## Featuring Tests Never Before Available To The Hobbyist

### UNIQUE FEATURES OF HiFi/STEREO REVIEW'S MODEL 211 STEREO TEST RECORD

- Warble tones to minimize the distorting effects of room acoustics when making frequency-response checks.
- White-noise signals to allow the stereo channels to be matched in level and in tonal characteristics.
- Four specially designed tests to check distortion in stereo cartridges.
- Open-air recording of moving snare drums to minimize reverberation when checking stereo spread.

## All Tests Can Be Made By Ear

HiFi/STEREO REVIEW's Model 211 Stereo Test Record will give you immediate answers to all of the questions you have about your stereo system. It's the most complete test record of its kind—contains the widest range of check-points ever included on one test disc! And you need no expensive test equipment. All checks can be made by ear!

*Note to professionals: The Model 211 can be used as a highly efficient design and measurement tool. Recorded levels, frequencies, etc. have been controlled to very close tolerances—affording accurate numerical evaluation when used with test instruments.*

## DON'T MISS OUT—SUPPLY LIMITED

The Model 211 Stereo Test Record is a disc that has set the new standard for stereo test recording. Due to the overwhelming demand for this record, only a limited number are still available thru this magazine. They will be sold by POPULAR ELECTRONICS on a first come, first serve basis. At the low price of \$4.98, this is a value you won't want to miss. Make sure you fill in and mail the coupon together with your check (\$4.98 per record) today.

### FILL IN AND MAIL TODAY!

Stereo Test Record  
Popular Electronics—Dept. SD  
One Park Ave., New York 16, N.Y.


Please send me \_\_\_\_\_ test records at \$4.98 each. My check (or money order) for \$ \_\_\_\_\_ is enclosed. I understand that you will pay the postage and that each record is fully guaranteed. (Orders from outside the U.S.A. add 50¢ to partially defray postage and handling costs.)

Name \_\_\_\_\_  
(Please Print)

Address \_\_\_\_\_

City \_\_\_\_\_ Zone \_\_\_\_\_ State \_\_\_\_\_

Sorry—No charges or C.O.D. orders! PE 34



## Why Fred got a better job . . .

I laughed when Fred Williams, my old high school buddy and fellow worker, told me he was taking a Cleveland Institute Home Study course in electronics. But when our boss made him Senior Electronic Technician, it made me stop and think. Sure I'm glad Fred got the break . . . but why him . . . and not me? What's he got that I don't. There was only one answer . . . his Cleveland Institute Diploma and his First Class FCC License!

After congratulating Fred on his promotion, I asked him what gives. "I'm going to turn \$15 into \$15,000," he said. "My tuition at Cleveland Institute was only \$15 a month. But, my new job pays me \$15 a week more . . . that's \$780 more a year! In

twenty years . . . even if I don't get another penny increase . . . I will have earned \$15,600 more! It's that simple. I have a plan . . . and it works!"

What a return on his investment! Fred should have been elected most likely to succeed . . . he's on the right track. So am I now. I sent for my three free books a couple of months ago, and I'm well on my way to Fred's level. How about you? Will you be ready like Fred was when opportunity knocks? Take my advice and carefully read the important information on the opposite page. Then check your area of most interest on the postage-free reply card and drop it in the mail today. Find out how you can move up in electronics too.

# How You Can Succeed In Electronics

## . . . Select Your Future From Five Career Programs

### The "right" course for your career

Cleveland Institute offers not one, but five different and up-to-date Electronics Home Study Programs. Look them over. Pick the one that is "right" for you. Then mark your selection on the reply card and send it to us. In a few days you will have complete details . . . without obligation.

#### 1. Electronics

##### Technology


A comprehensive program covering Automation, Communications, Computers, Industrial Controls, Television, Transistors, and preparation for a 1st Class FCC License.



#### 2. First Class

##### FCC License

If you want a 1st Class FCC ticket *quickly*, this streamlined program will do the trick and enable you to maintain and service all types of transmitting equipment.



#### 3. Broadcast

##### Engineering


Here's an excellent studio engineering program which will get you a 1st Class FCC License and teach you all about Program Transmission and Broadcast Transmitters.



#### 4. Electronic

##### Communications

Mobile Radio, Microwave, and 2nd Class FCC preparation are just a few of the topics covered in this "compact" program . . . Carrier Telephony too, if you so desire.



#### 5. Industrial Electronics & Automation

This exciting program includes many important subjects such as Computers, Electronic Heating and Welding, Industrial Controls, Servomechanisms, and Solid State Devices.



### An FCC License . . . or your money back!

In addition to providing you with comprehensive training in the area indicated, programs 1, 2, 3, and 4 will prepare you for a Commercial FCC License. In fact, we're so certain of their effectiveness, we make this *exclusive* offer:

The training programs described will prepare you for the FCC License specified. Should you fail to pass the FCC examination after completing the course, we will refund *all* tuition payments. You get an FCC License . . . or your money back!

### Cleveland Institute's new "Check-Point Plan" helps you learn faster and better

Cleveland Institute uses the new programmed learning approach. This "Check-Point Plan" presents facts and concepts in small, easy-to-understand bits . . . reinforces them with clear explanations and examples. Students learn more thoroughly and faster through this modern, simplified method. You too will absorb . . . retain . . . advance *at your own pace*.

### Job placement service . . . another CIE extra to help you get ahead in electronics

Once enrolled with CIE, you will get a bi-monthly listing of the many high-paying interesting jobs available with top companies throughout the country. Many Cleveland Institute students and graduates hold such jobs with leading companies like these: American Airlines, American Telephone and Telegraph, General Electric, General Telephone and Electronics, IBM, Motorola, North American Aviation, New York Central Railroad, Raytheon, RCA and Westinghouse.

### Electronics is a fast moving, dynamic industry . . . Cleveland Institute keeps you current

The Electron Bulletin is CIE's bi-monthly digest of new developments in the world's fastest growing industry. As a CIE student, you will get a free copy throughout your training to keep you up-to-date on Masers, Lasers, Solid State Devices, and other new inventions.



### Full accreditation . . . your assurance of competence and integrity

Cleveland Institute of Electronics is accredited by the Accrediting Commission of the National Home Study Council. You can be assured of competent electronics training by a staff of skilled electronics instructors.

**Your Future In Electronics Is  
Up To You. Make It A Brighter One.  
Mail Reply Card Today.**

# Cleveland Institute of Electronics

Dept. PE-15, 1776 E. 17th St., Cleveland 14, Ohio

# Mosley



## EL TORO

### A REVOLUTIONARY CONCEPT IN AMATEUR ANTENNAS!

#### 3 MODELS - NEW LOW PRICE!

El Toro is available in three models, TW-3X, TW-3X Jr. and NS-3 at prices you can afford. Model TW-3X is just \$19.95. Models TW-3X Jr. and NS-3 are only \$14.95.

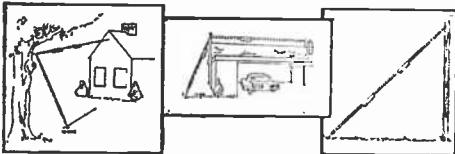
#### 3 BAND OPERATION!

Models TW-3X and TW-3X Jr. operate on 20, 40 and 75/80 meters. Model NS-3 (novice special) operates on 15, 40 and 80 meters. All antennas are pretuned, in kit form, and have excellent broad band characteristics.

#### 2 POWER RATINGS!

Model TW-3X has a rating of 1000 watts input to the final amplifier on AM, 2000 watts P.E.P. on CW or SSB. Models TW-3X Jr. and NS-3 are rated to 300 watts AM and 1000 watts input to the final amplifier on CW or SSB.

#### INSTALLATION WILL MEET YOUR REQUIREMENTS!



Mosley El Toro antennas are trap type grounded quarter wavelength antennas that, when properly installed, will equal or surpass the performance of any good vertical, depending on the type of mounting. These remarkable antennas can be mounted in varied positions to fit most any location. Mounted at ground level, no radials are needed if a good ground is provided. The maximum length of El Toro is 58 ft. and is fed with 52 ohm coax. El Toro is easily adjusted to resonate at any portion of the rated bands.

WRITE FOR FORM ET-1



*Mosley Electronics Inc.*  
4610 North Lindbergh Blvd. • Bridgeton, Missouri, 63044

CIRCLE NO. 22 ON READER SERVICE PAGE

## Bookshelf

(Continued from page 32)

would be a good investment for anyone with an interest in one or more branches of electronics.

Published by Howard W. Sams & Co., Inc., 4300 West 62 St., Indianapolis 6, Ind. Hard cover. 435 pages. \$6.95.



### MAGNETIC RECORDING FOR THE HOBBYIST

by Arthur Zuckerman

If you have recently become the owner of a tape recorder, or if you intend to buy one in the near future, you can gain considerable insight into the techniques of successful recording from this small volume. This book would be of more value to the general consumer than to the advanced electronics hobbyist, but it does contain much useful information.

Published by Howard W. Sams & Co., Inc., 4300 West 62 St., Indianapolis 6, Ind. Soft cover. 128 pages. \$2.50.

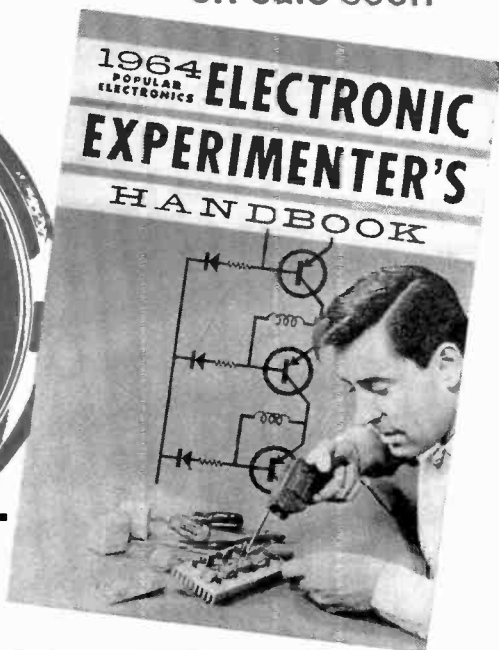
## Free Literature

Whatever your hobby, interest, or sport, Edmund Scientific Company's latest catalog (No. 641) should have something in it for you. It's crammed with the latest buys in more than 4000 product areas. For your free copy of this handy 148-page source for hard-to-find items, write to Edmund Scientific Company, 101 E. Gloucester Pike, Barrington, N.J., 08007 . . . A new eight-page brochure available from Empire Scientific Corp., 845 Stewart Ave., Garden City, L.I., N.Y., describes the technical features of their latest line of record playback components. You'll also find in it helpful hints on the care and evaluation of record playback systems and recommendations for a basic stereo record library . . . Leece-Neville's eight-page booklet entitled "What's This Alternator Talk All About?" explains the operation of a typical automotive electrical system in layman's terms, and discusses the operation and advantages of today's automotive alternators. You can get a copy from The Leece-Neville Co., 1374 East 51 St., Cleveland 3, Ohio . . . And POLY PAKS, P. O. Box 942E, So. Lynnfield, Mass., has available an eight-page catalog of new and surplus bargains which lists the latest in semiconductor merchandise and offers a \$1 special sale. -30-

Always say you saw it in—POPULAR ELECTRONICS



on sale soon



If you like the challenge of working on your own construction projects, this is the publication for you! It's chock full of projects, detailed charts, circuit diagrams, cutaways, and photographs — all in one handy, compact 164-page magazine. Your copy of **ELECTRONIC EXPERIMENTER'S HANDBOOK** offers you hours and hours of enjoyment while you build fascinating projects like these:

**ELECTRONICS AROUND THE HOME:**

Power Failure Emergency Lighting • BC Photoflash Slave • Thermistor Fish Finder • Low Power Metal Locator.

**HiFi-STEREO:**

Amplifier Modules • "Mello" Monster • New Design Bass Reflex • Silent Hi-Fi Listening • Salvaging Old Cabinets.

**COMMUNICATIONS FOR THE HOME HOBBYIST:**

In-Flight Eavesdropper • 50-mc. Simple Superhet • Wired Wireless for Colleges • Technician Band Transceiver • Pep Up Lazy Crystals • The Best from W9EGQ.

**ELECTRONICS IN THE WORKSHOP:**

Listen to the Ultrasonics • Super Magnet Picks Up Aluminum • CB/Ham Crystal Test Set • Loudness Continuity Checker • Sound A Above Middle C • Little Volter Power Supply.

**...PLUS MANY MORE**

The 1964 **ELECTRONIC EXPERIMENTER'S HANDBOOK** is now on sale. Be sure to get a copy of this fast-selling, much-in-demand **HANDBOOK** at your favorite newsstand. Or use this handy coupon for ordering.

Ziff-Davis Service Division, Dept. EEH PE34  
589 Broadway, New York 12, N.Y.

Please send me \_\_\_\_\_ copies of the 1964 **ELECTRONIC EXPERIMENTER'S HANDBOOK**, at \$1.00 each plus 15¢ shipping and handling charge per **HANDBOOK**.

I enclose \_\_\_\_\_

Name \_\_\_\_\_

Address \_\_\_\_\_

City \_\_\_\_\_ Zone \_\_\_\_\_ State \_\_\_\_\_

## BEST BUYS IN STEREO AND MONO HI-FI

Stereo/  
mono  
4-track  
tape  
deck  
3 motors  
#2400  
Semikit  
(transport assembled & tested)  
\$199.95; Wired \$269.95



Stereo FM Multiplex Tuner ST97  
Kit \$99.95\* Wired \$149.95\*



70-Watt Integrated  
Stereo Amplifier ST70  
Kit \$99.95 Wired \$149.95



FM-AM Stereo Tuner ST96  
Kit \$89.95\* Wired \$129.95\*



40-Watt Integrated  
Stereo Amplifier ST40  
Kit \$79.95 Wired \$129.95




New Classic Series  
36-Watt FM-Multiplex  
Stereo Receiver 2536  
Kit \$154.95\* Wired \$209.95\*



New Classic Series  
FM-Multiplex Stereo Tuner 2200  
Kit \$92.50\*; Wired \$119.95\*

New  
Classic  
Series

36-Watt Stereo Amplifier 2036  
Kit \$79.95; Wired \$109.95  
50W-2050 K. \$92.50; W. \$129.95  
80W-2080 K. \$112.50; W. \$159.95



12-Watt Mono Amp. HF-12A  
K. \$39.95; W. \$59.95; Incl. Metal Cover  
FM Tuner HF-90A K. \$44.95\*; W. \$69.95\*



2-way system 6 1/2" woofer. HFS-10.  
W. \$29.95 • 2-way system 8" woofer  
HFS-8. W. \$44.95 • 2-way system 10"  
woofer HFS-6. K. \$59.95; W. \$89.95

Stereo  
Power  
Amplifiers



	Kit	Wired
70W HF87A:	\$74.95	\$114.95
100W HF89A:	\$99.50	\$139.50

## BEST BUYS IN CITIZENS TRANSCEIVERS, HAM GEAR, RADIOS

Dual Conversion CB Transceiver  
777. Kit \$119.95;  
W. \$189.95.



770 Series  
CB Transceivers  
from Kit  
\$79.95;  
Wired  
\$109.95



Transmitters from \$59.95  
90 watt CW transmitter #720.  
Kit \$89.95. Wired \$129.95

Hand held  
Citizens Band  
Transceiver #740  
incl.  
rechargeable  
battery & charger.  
Kit \$54.95.  
Wired \$79.95.



## BEST BUYS IN TEST EQUIPMENT

Peak-To-Peak  
VTVM = 232  
& Uni-Probe®  
(U.S. Pat.)  
Kit \$29.95  
Wired \$49.95



VTVM #222  
Kit \$27.95 Wired \$42.95

General  
Purpose  
3" Scope #430.  
Kit \$65.95; Wired \$99.95



DC-5 MC  
5" Scope = 460  
Kit \$89.95  
Wired \$129.50



General Purpose 5" Scope #427  
Kit \$69.95 Wired \$109.95

Dynamic  
Conductance  
Tube &  
Transistor  
Tester.  
#667 Kit  
\$79.95;  
Wired  
\$129.95.



Tube Tester #628  
Kit \$44.95; Wired \$59.95

RF Signal  
Generator  
#324  
Kit \$28.95  
Wired \$39.95



V-O-M  
1000  
ohms  
volt  
#536  
Kit  
\$14.95;  
Wired  
\$18.95.  
20,000 ohms volt  
#565. Kit \$24.95;  
Wired \$29.95



Extra Low  
Ripple 6- &  
12V Battery.  
Eliminator  
& Charger.  
#1064  
Kit \$45.95;  
Wired \$54.95  
#1050. Kit \$29.95; Wired \$38.95.  
#1060 for transistor equip.  
Kit \$39.95; Wired \$49.95



TV-FM  
Sweep &  
Post Injec-  
tion Marker  
Generator #369  
Kit \$89.95; Wired \$139.95



Deluxe Multi-Signal  
Tracer #147-A  
Kit \$29.95; Wired \$44.95



# NEW EICO® KITS FOR 1964

A line-up of the best buys in stereo hi-fi, tape recorders, test equipment, CB & ham gear. You can save up to 50% by building them yourself, or buy them factory-wired and still have the best values available. More than 230 Eico products to choose from.



EICO ELECTRONIC INSTRUMENT CO., INC.  
131-01 39th Avenue, Flushing, N. Y. 11352

Send 1964 Catalog.

Name.....  
Address.....  
City..... Zone..... State.....  
Add 5% in the West \*Incl. F.E.T.

Listen to the EICO Hour, WABC-FM, N. Y. 95.5 MC, Mon.-Fri., 7:15-8 P.M.

CIRCLE NO. 8 ON READER SERVICE PAGE


# A 60-CYCLE REPULSION COIL- RESONANCE ENGINE

By WALTER B. FORD


*Startle your friends with this dynamic demonstration of low-frequency resonance and other dramatic a.c. effects. This Science Fair project works on ordinary 60-cycle house current*

**N**EARLY EVERY electronics experimenter is familiar with the process of adjusting a circuit to resonate at a specific radio frequency—you do this every time you tune in your favorite radio or TV station. Much more mysterious and surprising, however, are resonant circuits operating at the low 60-cycle frequency of our home lighting circuits. The repulsion coil—resonant engine described here reveals some of the secrets of this fascinating phase of electronics and provides a unit that can be used for a number of exciting experiments.

The values and dimensions given here are from the author's working model, and while they may be varied, changes are not recom-



**COVER  
STORY**



Constructed on a black lacquer wooden base, the resonant-coil engine is an impressive-looking unit.

mended unless the experimenter understands what effect the changes will have on the operation of the unit. If, for example, capacitors of lower value are used, the stroke of the engine piston will change. This will mean that there will have to be a proportionate change in the length of the flywheel crank.

**Making the Coil.** The inductive part of the series-resonant *LC* circuit used in the unit is in coil *L1*. Begin by making up a coil form as shown in Fig. 1 (page 43). Although plain wood discs may be used for the ends, plywood, fiber, or Micarta is preferred, since there is less chance of breakage if the coil is accidentally dropped. The center tubing can be Micarta, bakelite, or fiber, or can be made by drilling a  $\frac{5}{8}$ " hole lengthwise in a piece of  $\frac{3}{4}$ " dowel rod. Whichever material is used, make sure the inside surface is smooth, sanding if necessary, so the engine piston will travel freely.


Complete the coil form by drilling holes in the end discs that make a snug fit around the center tubing, and gluing

the ends and tubing together with epoxy glue. This step is important because there will be considerable pressure against the ends when the wire is in place on the coil. Drill  $\frac{1}{16}$ " holes through one end of the coil form for the coil leads as indicated in Fig. 1. Drill and tap two holes for 6-32 machine screws in the same end of the form to hold the completed coil to its base (if wood is used, wood screws can be used and the threaded holes will not be needed). Wind the coil form with  $2\frac{1}{2}$  pounds of 24-gauge magnet wire. While it is not necessary to wind the coil perfectly, like thread on a spool, it should not be allowed to pile up at any one point.

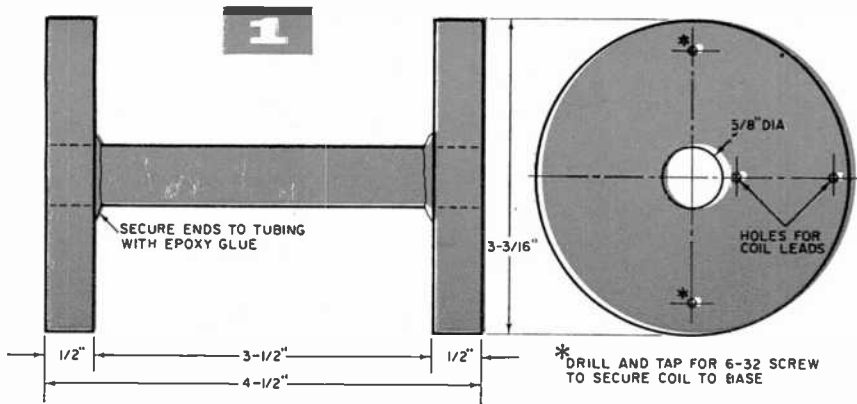
**Constructing the Cores.** Uncoil enough 16- or 18-gauge soft iron wire to make the engine core, grip one end in a vise, grasp the opposite end with a pair of pliers, and pull until you can feel the wire stretch somewhat. This will straighten the wire. Cut the wire into  $4\frac{3}{4}$ " lengths and make forms to hold the bundle in cylindrical form from pieces of thin-wall metal or plastic tubing. Holes ( $\frac{9}{16}$ " ) drilled in small pieces of wood or hardboard can also serve the purpose. Since the forms must be cut away after the core is glued, keep their outside dimensions down to a minimum.

Bundle the  $4\frac{3}{4}$ " wires together and insert them in the forms. Press the end of a screw eye into the center of one end of the core, and cut off the ends of the wires forced out of the core at the opposite end. Withdraw the screw eye—it will be fastened permanently later. Apply epoxy glue to the areas of the core not covered by the forms holding the core wires and allow the glue to set. The type of epoxy glue that will set with artificial heat is preferred for this, since

Straighten the iron wire for the cores by stretching it as explained in text. Then cut and bundle the wires into cylindrical form as shown in Fig. 2.



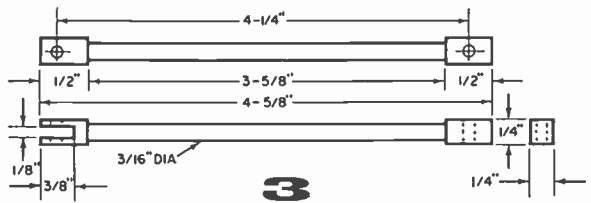





Coil form may be made of fiber or a laminated plastic. End plates must be strong and firmly glued to center.

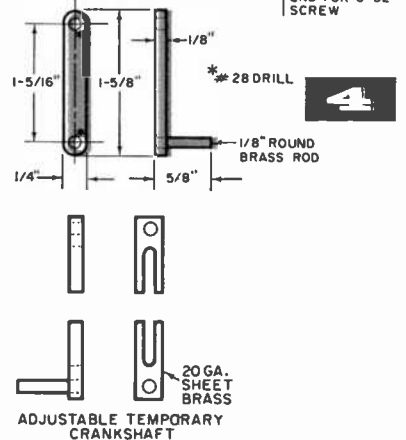
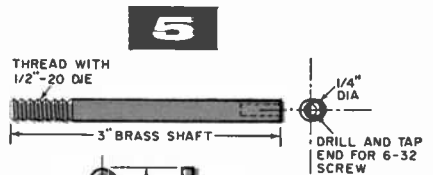
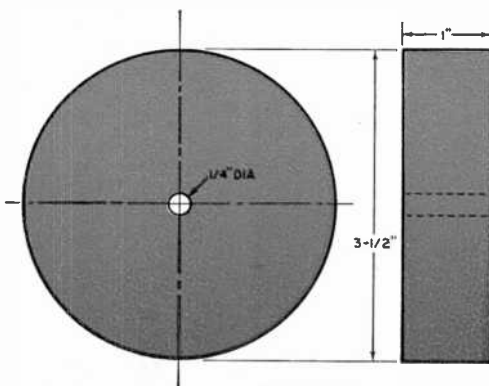
Both cores are made of #16- or #18-gauge soft iron wire. Straighten the wire as shown in the photograph on the bottom of the facing page.


This arm couples the flywheel to the core, which acts as the piston. Prototype was cut from brass stock.



Several small parts must be fabricated to connect the arm to the flywheel. At right, below, are two possible ways of constructing the engine crankshaft.

The flywheel weighs about 15 ounces. The author used aluminum, but plastic or brass would serve as well. War surplus stores or machine shops may have such flywheels for sale.






The size of the stand necessary to hold the flywheel for experiments will depend on the length of the shaft (Fig. 3) and diameter of the flywheel (Fig. 6).

**7**

## BILL OF MATERIALS

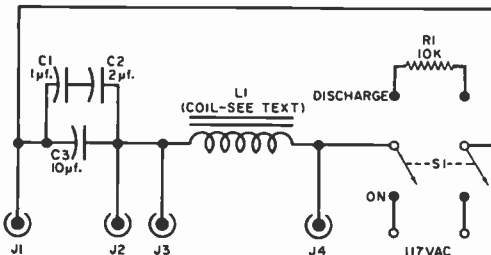
C1—1- $\mu$ f., 600-volt non-electrolytic capacitor  
 C2—2- $\mu$ f., 600-volt non-electrolytic capacitor  
 C3—10- $\mu$ f., 600-volt non-electrolytic capacitor  
 J1, J2, J3, J4—Insulated pin jack  
 L1—See text  
 R1—10,000-ohm, 10-watt resistor  
 S1—D.p.d.t. (center-off) 10-amp toggle switch (motor start type)  
 1—2-1/2-lb. spool of 24-gauge magnet wire, cotton- or enamel-covered  
 1—1-lb. spool, 16- or 18-gauge soft iron wire

2—3 1/2"-diameter, 3/8"-thick discs of fiber, Micarta, or wood  
 1—3/8"-i.d., 4 1/4"-long piece of fiber or Micarta tubing, or wood dowel  
 1—3 1/2"-diameter, 1"-thick flywheel; aluminum, brass or plastic—see text  
 Misc.—Brass rods for crankshaft and connecting rod, wood for bracket and base of engine, brass bearing, wood screws, machine screws and nuts, wire, solder, a.c. line cord, epoxy glue, etc.



A small coil connected to a flashlight bulb illustrates transformer action of mutual inductance.

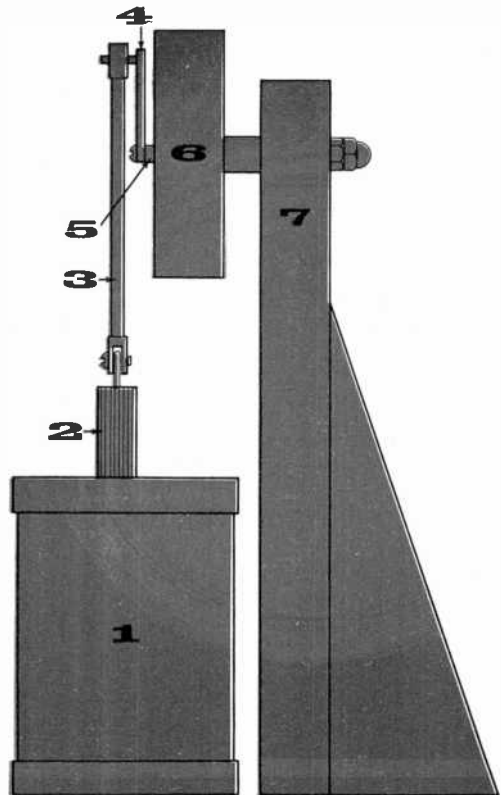
Permissible changes in certain component values are discussed in text. However, do not eliminate discharge function of the d.p.d.t. toggle switch.



drying time is shortened and because surplus glue may be more easily pared off. After the glue has set, remove the forms and apply epoxy to the uncovered core areas. When this second application is dry, remove any rough spots on the core with a coarse file. Solder a screw eye in the hole that was made in the end of the core. The finished core should look like Fig. 2, on page 43.

For the repulsion coil experiments, make another core following exactly the same procedure outlined, but using 12" iron wires and omitting the screw eye.

**Parts for the Engine.** The connecting rod (Fig. 3, page 43) is made with  $\frac{3}{16}$ " brass tubing soldered into pieces of  $\frac{1}{4}$ "-square brass, the ends of which have been drilled and shaped as shown. This



This is how the various pieces for the resonant engine shown in detail on page 43 are assembled.

construction was used to "dress up" the prototype, and need not be duplicated exactly. A rod made from a single solid piece of brass will work as well.

The engine crankshaft is shown in two forms in Fig. 4. If you want to experiment with different values of capacitors, or longer or shorter piston travel with a corresponding change in speed, build the slotted version so you can adjust its length. The two parts are held together with a small machine screw and nut. Since this is made of lighter material, it is not recommended for permanent use. If all the values and measurements given for the engine are followed, make a solid crankshaft exactly like that shown.

The engine flywheel is made of brass or aluminum, and is 1" thick and  $3\frac{1}{4}$ " in diameter. It is supported by a  $\frac{1}{4}$ " brass shaft 3" long (see Figs. 5 and 6, page 44).

(Continued on page 100)

# BREAKTHROUGHS

Brief news flashes on important developments in the field of electronics



**MINIATURE LASER** (above) shows increasing sophistication of laser technology. A helium-neon gas type developed by Bell Labs, it measures just two inches, operates on d.c. at room temperature, and emits a single frequency of visible red light. Precise tuning within a 1500-mc. range centered at 473,000 kilo-megacycles is accomplished with a piezoelectric transducer attached to one of the end mirrors forming the laser's resonant cavity.

**THE SUN** may be a source of electrical power for astronauts, as a Hughes scientist shows. Firm is developing inflatable solar collectors for space.



**ULTRASENSITIVE TV TUBE** that almost "sees in the dark," by Westinghouse. Accelerated photoelectrons from a cathode, which responds to light, generate large numbers of secondary electrons in a thin, porous target which, in turn, is swept by an electron gun. The tube can tolerate wide variations in lighting and builds up weak images over a period of time, making it ideal for space missions such as photographing dark side of moon.

**WORD-SYNTHESIZER** capable of saying "Mary" or any other word up to four phonemes in length. Developed by Philco, the electronic device will generate synthetic speech to aid researchers in unlocking the secrets of ordinary human speech.

**ELECTRONIC HUMAN HEART**, actually a mathematical model, devised by Drs. John J. Osborn and James G. Defares in cooperation with Beckman Instruments. An analog computer was used to simulate the complex mechanical functions of the heart chambers, blood volume, elastic properties of arteries, pumping characteristics, blood flow. It has given good results in confirming heart defect diagnoses and in predicting patient reaction to various types of treatment.


**HOME TV PROJECTOR** may result from research into light-modulating cathode-ray tubes being done by Motorola. The revolutionary CRT's would use crystals on which a picture could be developed, and an external light source—with no limitations on brightness—to project a picture.

**FLEA-POWER TELEMETRY** has been proven practical by experiments conducted by ITT. Reliable reception of digital data over 600 miles from radio-equipped buoys transmitting less than one watt of power on a frequency of 6970 kc. was recently reported at the firm's Long Island facilities. In hundreds of tests buoys radioed data on ocean currents.

**ELECTRON MICROSCOPE** designed for biologists by Associated Electrical Industries Ltd., England. A short focal length objective lens lowers to 2.2 angstroms the limit set to resolving power by diffraction and spherical aberration.

**WIDE-BAND PHASE-SHIFT AMPLIFIER** using a varactor, by David K. Adams of the University of Michigan. Other amplifiers based on the varactor (parametric types) do not have the bandwidth or stability of the phase-shift type, it is claimed.

**STABLE MAGNETIC FIELD** that can also be readily changed, by Bell Labs. A strong magnetic field is applied along the axis of a thin-walled superconducting tube, inducing a current flow in it. Once the current is started, it will persist as long as the tube is kept cooled to  $-269^{\circ}$  C. The current creates a magnetic shield around the portion of the field within the tube, keeping it constant even if the applied field changes slightly.




# X-LINE CHARGER

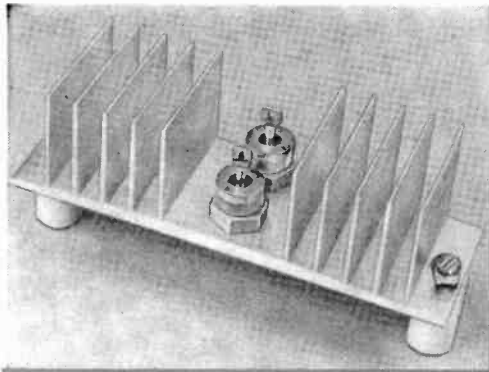
Advanced design using silicon-controlled rectifiers permits automatic operation

**T**HE DEMANDS upon the lead-acid battery in the American automobile are ever-increasing. In wintertime, the ampere-hour capacity is reduced by freezing temperatures. Summertime woes include more frequent short trips, more use of radio equipment, and last—but not least—the electrical requirements of air conditioning. Recharging the battery with a typical generator setup is usually not enough for year-round trouble-free battery performance.


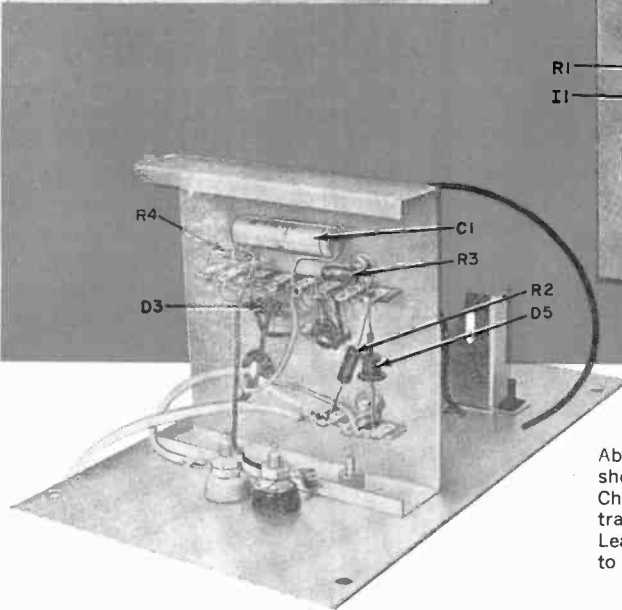
Electronics experimenters are aware of the good and bad things about battery chargers. Low-cost, low-amperage chargers selling for around \$5 are sometimes helpful—if you want to wait five to ten times as long as necessary for the battery to recharge. Higher-amperage chargers (3-6 amps) are better built, but must be watched

By **OLIVER P. FERRELL**  
Editor





High-amperage silicon rectifiers D1 and D2 are mounted side by side on a Delco heat sink. Steatite stand-off insulators electrically isolate heat sink from metal cabinet.



Above and below open-end chassis views show location of various components. Chassis is assembled after heat sinks and transformer have been attached to box. Leave sufficient wire length for connection to a.c. line, transformer, and heat sinks.

closely since only the most expensive models have provisions to eliminate the hazards of overcharging. Leave a high-amperage charger connected to the battery for too long and either the electrolyte boils away, or the plates start to warp.


If you have been plagued with any of the above problems, you need the "X-Line Charger." This is an all-electronic gadget that is set up once for your optimum battery charge. It need never be set again. When connected to the car battery, it senses the battery's condition. If it is low and needs a charge, the X-Line Charger automatically goes into operation. As the charge level comes up, the charging rate goes down. When the preset level has been reached, the X-Line

Charger automatically turns itself off.

No relays are used in the circuit of the X-Line Charger; instead, it is built around silicon-controlled rectifiers now offered at moderate prices by the General Electric Company. These SCR's—and other semiconductors—are sold in numerous radio stores as the GE "Experimenter Line."

The basic circuit of the charger was obtained from the GE "Hobby Manual." Cost of building this project will vary between \$25 and \$45—depending upon refinements and whether or not the charging rate is metered.

**How It Works.** The circuit surrounding transformer *T1* and rectifiers *D1* and *D2* is that of a full-wave rectifier. Connected to the primary of *T1* is a fuse, switch, neon pilot light indicator, and Thyrector (*F1*, *S1*, *I1*, and *D4*, respec-



Transformer is bolted to bottom of box. Rectifier heat sink is at left and heat sink for SCR1 is attached to the side.

Prior to attaching the back panel, the completed X-Line Charger looks like this.

tively). Any one—or all—of these components may be eliminated from your working model—depending upon the conditions under which your X-Line Charger will be operating. Thyrector *D4* is a special semiconductor consisting of two selenium diodes mounted back to back. Rated at 120 volts, *D4* protects the solid-state rectifiers in the charger from harmful a.c. power line surges.

Heavy-duty *SCR1* is operated as a switch in series with the battery and rectifiers. A positive-voltage gating signal to turn on *SCR1* comes from *SCR2* through *R3* and *D5*. The gating signal to turn on and off light-duty *SCR2* is established by the battery voltage according to the setting of *R1* and the charge held by capacitor *C1*. As the battery voltage rises and the charge of *C1* increases, zener diode *D3* conducts, turning on *SCR2*. Since *R2*, *R3*, and *SCR2* are all in series, a voltage divider is formed; and when current flows through this circuit, the gate of *SCR1* cannot receive a positive signal and is therefore turned

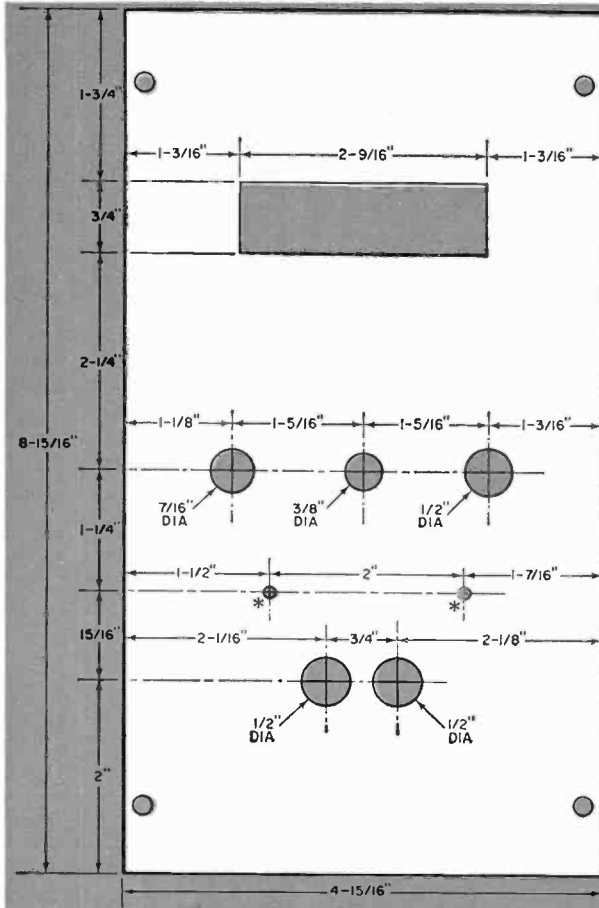
off—preventing further battery charging.

**Construction.** All components can be made to fit comfortably into a 6" x 9" x 5" box. A Premier gray hammertone Model PAC-695 suited these requirements. Four rubber feet were attached to one 6" x 5" end of the box. A metal handle salvaged from the junk box was affixed to the opposite end. The box now rests so that both the front and rear panels (9" x 5") are removable.

A drawing of the cutout dimensions for a front panel is shown on the next page. Sufficient room is left near the top of the panel to mount any 0-10 ampere meter, although the cutout shown is for an edgewise Simpson Model 1502 meter.

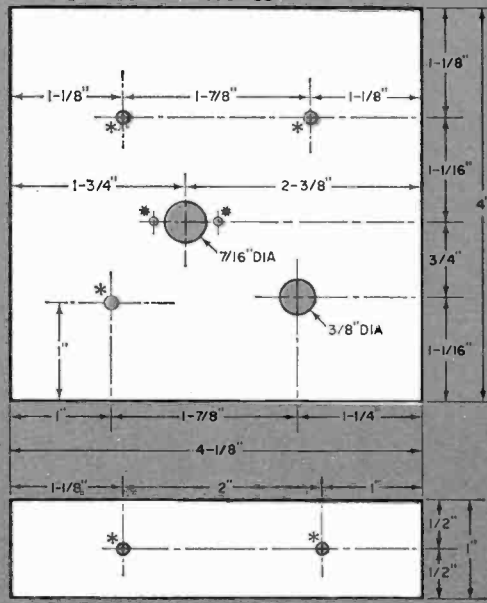
Mounted in the three holes below the meter are *S1*, *R1*, and *I1* (from left to right). Near the bottom are two holes on  $\frac{3}{4}$ " centers for heavy-duty binding posts. Attached to the front panel is a small open-end chassis used to mount some of the small components. Transformer *T1* is bolted to the bottom of the

Front panel dimensions are those of a Premier PAC-695 aluminum box. An oblong cutout near top of panel is for an edge-wise Simpson meter. Any round or square meter can be mounted in this position by adjusting the necessary cutout size. See text for data on three holes near bottom are for heavy-duty output lead binding posts. Holes near top are for heavy-duty output lead binding posts.

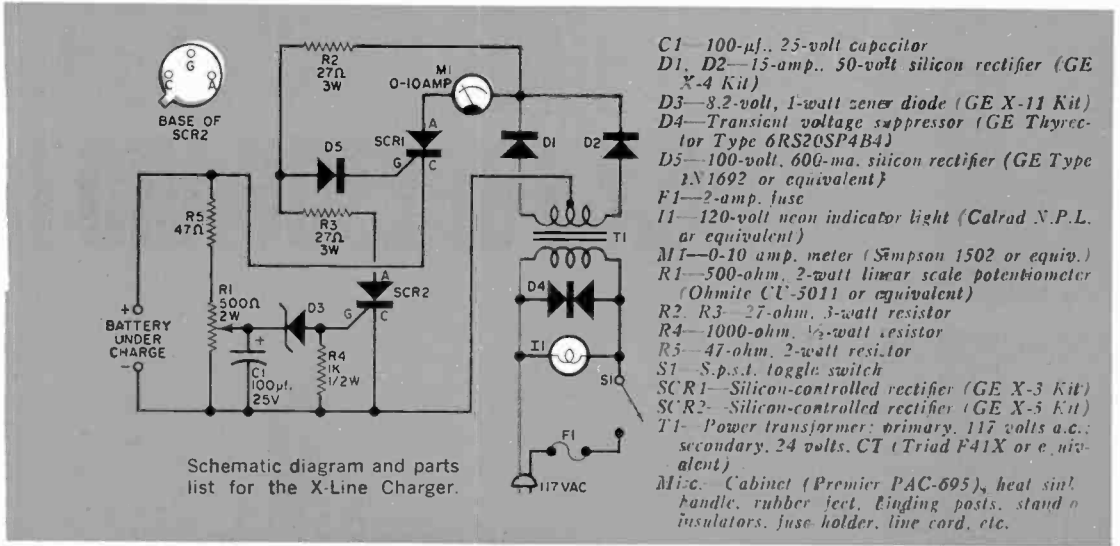


\* 28 DRILL \* 33 DRILL

Small open-end chassis holds socket for SCR2 and other miscellaneous components. Hole in lower right corner is grommited to pass leads above and below chassis deck. Two holes in lip align with holes in panel for rigidity when assembly is complete.







X-Line Charger has clean-cut appearance. Although not visible in photos, two screened  $\frac{3}{4}$ " holes are cut in the bottom and back panel for ventilation.


box with 8-32 machine screws and bolts. Two heat sinks are required for the mounting of **D1-D2** and **SCR1**. Almost any sink of reasonable size can be used

at these points. The sink retaining **D1-D2** is electrically isolated from the box by Steatite stand-off insulators. Cathode connection to **D1-D2** is made to a soldering lug that also serves to hold the sink to the insulator. An insulator manufactured by E. F. Johnson (Type 501) works well in this application. Controlled rectifier **SCR1** is electrically isolated from its heat sink, but it is also held away from the aluminum box with stand-off insulators (Type 500). A lead is soldered to the anode before mounting the sink to the box wall.

Wiring of the X-Line Charger is not difficult as long as the polarities of the diodes and SCR's are observed. Details on mounting and wiring **SCR1** are included in the GE "Experimenter Line" X-3 package.

**Operation.** After double-checking your wiring, bench-test your X-Line Charger by inserting a high-wattage, very low ohm wire-wound resistor across the output terminals. Read the output amperage—a 3-ohm resistor should give a reading of about 4 amperes.

Now make sure your car battery is fully charged by measuring the specific gravity. Connect the charger to the battery and rotate **R1** until the meter reads zero. Turn on the bright headlights and see if the charger operates. Turn off the headlights and the charging rate should slowly taper off and gradually return the meter to a zero reading.



**T**HERE'S a 'arge and growing group made up of SWL's and other radio enthusiasts who like to eavesdrop on the goings-on in the 30-54 mc. and 108-148 mc. bands, but who find the receiver problem a tough one. A good commercial receiver for a part of this region of the VHF spectrum can cost from one-tenth to one-third of a kilo-buck, a non-trivial sum for most of us.

In addition, home construction of a good superhet, such as the "VHF Adventurer" (POPULAR ELECTRONICS, October, 1963) requires a rather uncommon amount of test gear and experience. The usual alternative, the very simple superregen receiver, has serious shortcomings. It tends to be unstable, seldom gives equally good results all across its tuning range, causes interference in other receivers, and hisses like a nest of angry copperheads when there's no signal input.

If these obstacles have kept you from the VHF listening ranks in the past, the "VHF Listener" is the answer to your prayers. For sensitivity, simplicity, and low cost, the superregen circuit has been retained, but with modifications that cure its major ills.

The actual unit described here covers the 108-130 mc. aircraft communications band, but the basic circuit can be built to cover other bands between 10 and 170 mc. with very little change other than the use of different values of inductance and capacitance in the tuned circuits. Required departures from the values used in the unit are given later in this

article for similar receivers to cover the Citizens Band and 2-meter ham band.

**About The Circuit.** Signals picked up by the extendible whip antenna are applied via  $C2$  to a tap on  $L1$ , shown in Fig. 1. Capacitor  $C1$  resonates  $L1$  at the center of the band covered, and once set, does not need retuning. Coil  $L2$  is a single turn of wire which acts as a low-impedance secondary to  $L1$ , to match  $Q1$ 's input impedance.

Transistor  $Q1$  is the r.f. amplifier, operating in a grounded-base circuit. Power is shunt-fed to the collector via  $L3$ , which has relatively high impedance across the band covered. Resistors  $R1$ ,  $R2$ , and  $R3$  set  $Q1$ 's operating bias.

The  $Q1$  output is applied to the  $Q2$  detector stage via  $C5$ , shown in Fig. 2. Tuning capacitor  $C6$  and coil  $L4$  make up the oscillator tuned circuit which is connected to the  $Q2$  collector. Capacitor  $C7$  is the feedback path for superregeneration. The 60-kc. quench frequency is determined mainly by the values of  $C8$ ,  $C9$ , and resistor  $R7$ .

This detector differs from most superregens by providing, in addition to the audio signal, a d.c. output proportional to the r.f. input. This d.c. component controls the squelch circuit, which silences the set when there is no input.

The audio signal and d.c. squelch control voltage are taken from the detector through a filter made up of  $C10$ ,  $C11$ , and  $R8$ . This prevents the 60-kc. quench frequency from reaching and overloading the audio amplifier input.

The squelch circuit is a d.c. amplifier

# VHF LISTENER

*There's exciting listening in the VHF bands. Here's a potent transistor receiver that will let you in on it for under \$30*

By WALT HENRY

that controls diode *D1*, which acts as a gate. The audio signal reaches *D1* via *C13*, but cannot pass through when the diode is reverse-biased. When a signal is received, the d.c. level at the junction of *L4* and *R4* rises. This rise is amplified through *Q3* and *Q4*, overcoming the reverse bias on the *D1* diode gate. This permits the audio signal to pass to the audio amplifier input. If the incoming r.f. signal is cut off, *D1* is again reverse-biased by the voltage at the junction of *R17* and *R18*, and the detector hiss cannot pass through.

The audio amplifier shown in Fig. 5

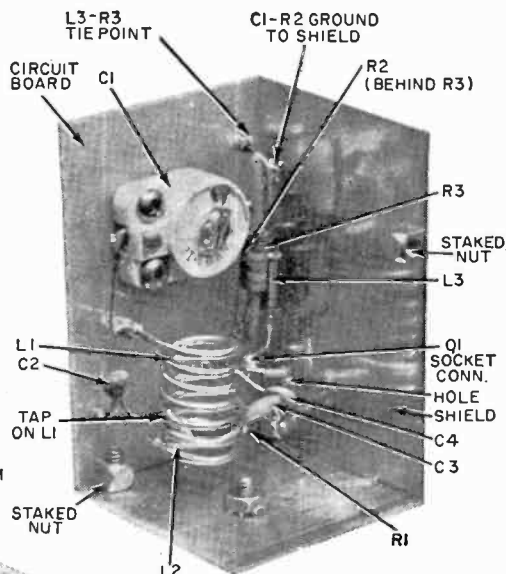
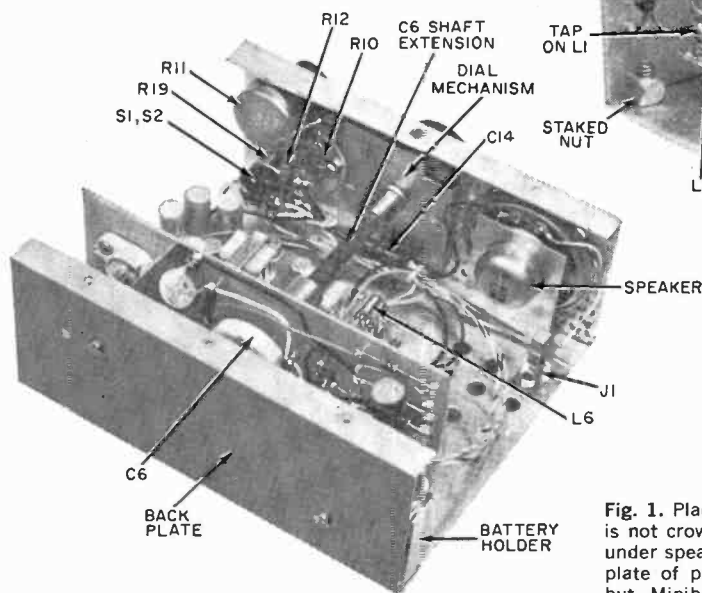


Fig. 2. Follow layout of *Q1* r.f. stage closely. Ground ends of *L1* and *L2* are soldered to circuit board tie point (hidden behind coils) and *C3-R1* junction.

Fig. 1. Placement of major parts is not crowded. Holes in chassis under speaker are optional. Back plate of prototype is removable but Minibox assembly is O.K.




Fig. 3. Signal from Q1 stage left of shield is coupled to detector by wire through hole in shield. R.f. and squelch circuit transistors mount in sockets on front face of circuit board.

was made by the author, but the manufactured units given in the Parts List are equally good, and require less work.

Separate batteries are used to power the r.f. and audio sections. Use of a single battery tends to cause some motor-boating due to interaction between the squelch circuit and the audio amplifier when the battery internal impedance increases with age and use.

**Construction.** The mechanical construction of the author's unit includes staked nuts for holding the circuit board and shield in the case. These are not readily available to most home constructors, but the small angle brackets sold in the "five-and-ten-cent" stores will serve just as well. Alternatively, short lengths of aluminum or brass angle bracket can be used with either self-tapping or machine screws.

The r.f. and squelch circuits are assembled on a  $2\frac{1}{2}$ " x  $5\frac{1}{2}$ " piece of insulated circuit board. The author used a non-perforated board and drilled  $1/16$ " holes for small push-in terminals for solder connections. However, a piece of pre-punched Vectorbord and the "flea-clip" terminals made for it are ideal, and are called for in the Parts List.

The only part of the circuit that must be laid out with care is the r.f. amplifier shown in Fig. 2. Such a grounded-base amplifier stage works very well at VHF,

but is inherently slightly regenerative and may tend to oscillate if leads are not kept short and direct. The 2N1517 transistor has an internal shield which should be grounded. This may be done by connecting the shield lead directly to ground, or by connecting it to the base lead, which is, in turn, effectively grounded by C4. The metal shield between r.f. and detector stages provides a convenient ground for both.

The detector stage may be laid out almost any convenient way as long as the leads are kept reasonably short, as shown in Fig. 3. During construction, omit R5 temporarily, as its optimum value will be determined by experiment. It probably will be approximately 22,000 ohms. The shield lead of Q2 can be wired to ground, but this step is not vital.

In case you have some high-frequency transistors in the spare parts box, any of the following types will work quite well in either the r.f. or the detector stage. Tested examples include Philco's 2N502, 2N1742, 2N1743, and 2N1744, the Amperex 2N2084, and Texas Instruments' 2N797. Silicon npn types 2N743 and 2N744 will also give excellent performance. If npn transistors are used in your version of the "Listener," however, the polarities of B1, C12, C14, and D1 must be reversed, R6 must be 3300 ohms, and Q3 and Q4 must be interchanged.

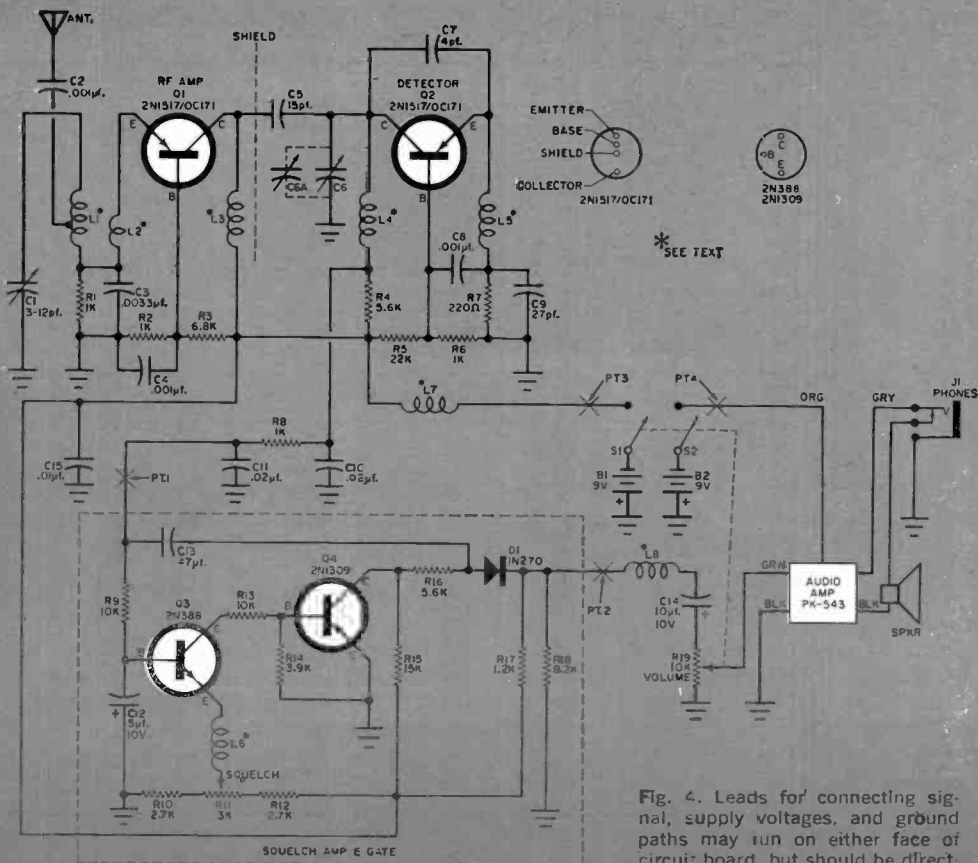


Fig. 4. Leads for connecting signal, supply voltages, and ground paths may run on either face of circuit board, but should be direct.

## PARTS LIST

- B1—9-volt manganese transistor battery (Burgess 2MN6 or equivalent)
  - B2—9-volt transistor battery (Eveready 216 or equivalent)
  - C1—3-12 pf. ceramic trimmer capacitor
  - C2, C4, C8—0.001-pf., 100-volt disc cer. cap.
  - C3—0.0033-pf., 100-volt disc cer. capacitor
  - C5—15-pf. tubular ceramic capacitor
  - C6—2.8-17 pf. variable capacitor (Hammarlund APC-15B or equivalent, modified as per text)
  - C7—4-pf. tubular ceramic capacitor
  - C9—27-pf. silver mica capacitor
  - C10, C11—0.02- $\mu$ f., 100-volt disc cer. capacitor
  - C12—5- $\mu$ f., 10-volt electrolytic capacitor
  - C13—0.47- $\mu$ f., 100-volt tubular paper capacitor
  - C14—10- $\mu$ f., 10-volt electrolytic capacitor
  - C15—0.01- $\mu$ f., 100-volt disc cer. capacitor
  - D1—1N270 germanium diode
  - J1—Subminiature phone jack, shorting type
  - L1, L2, L4—See text
  - L3, L5, L6, L7, L8—4.7  $\mu$ h.—see text
  - Q1, Q2—2N1517/OC171 Amperex transistor (available from Newark Electronics Corp., 223 W. Madison St., Chicago, Ill., stock nr. 21FX2612—see text)
  - Q3—2N388 germanium transistor
  - Q4—2N1309 germanium transistor
  - R1, R2, R6, R8—1000 ohms
  - R3—6800 ohms
  - R4, R16—5600 ohms
  - R5—See text
  - R7—220 ohms
  - R9, R13—10,000 ohms
  - R10, R12—2700 ohms
  - R11—3000-ohm potentiometer (IRC Q11-112 or equivalent)
  - R14—3900 ohms
  - R15—15,000 ohms
  - R17—1200 ohms
  - R18—8200 ohms
  - R19—10,000-ohm potentiometer, with switch (Mallory U-20, with US-27 or equivalent)
  - S1, S2—D.p.s.t. switch, on R19 (Mallory US-27 or equivalent)
  - 1—7" x 5" x 3" Minibox (Bud 80P350 or equivalent)
  - 1—Transistor audio amplifier (Lafayette PK-543 or equivalent)
  - 1—Vernier dial mechanism (Lafayette F-753 or equivalent)
  - 1—Shaft coupler (Lafayette MS-201 or equiv.)
  - 1—Extension shaft (Lafayette MS-197 or equiv.)
  - 1—Telescoping whip antenna (Lafayette F-440 or equivalent)
  - 1—2-inch speaker (Lafayette SK-189 or equiv.)
  - 1—2½" x 5½" perforated Vectorbord
  - Misc.—3-lug terminal strip, hookup and coil winding wire, transistor sockets, knobs, screws, etc.
- Note: For Citizens Band, R5 is 680 ohms, C5 is 51 pf., C7 is 10 pf., and C9 is 62 pf.

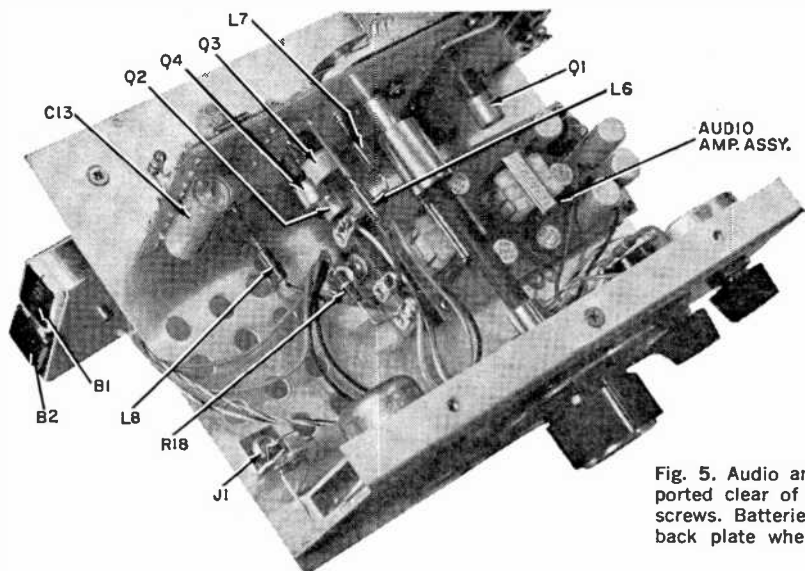


Fig. 5. Audio amplifier board is supported clear of chassis on four long screws. Batteries in holder attach to back plate when unit is assembled.

The specified tuning capacitor (*C6*) should be modified for use in the 108-132 mc. aircraft or 2-meter amateur bands. Remove all but one of the rotor plates, and all but two of the stator plates, the rotor plate meshing between the two remaining stator plates.

Coil *L1* is made by winding  $6\frac{1}{2}$  turns of #18 tinned copper wire on a  $\frac{1}{2}$ " rod, spaced  $\frac{3}{4}$ " long. After removing the forming rod, solder the tap at a point  $2\frac{1}{2}$  turns from the ground end of *L1*.

Coil *L2* is  $\frac{3}{4}$  of a full turn of #18 around the ground end of *L1*. It should be grounded at the same point as *L1*, but should not contact *L1* elsewhere. Coil *L4* is 3 turns of #18 wound on a  $\frac{3}{8}$ " rod, in a  $\frac{1}{4}$ " length.

For the Citizens Band, *L1* requires 23 turns of #28 enameled copper wire on a J. W. Miller 20A000RBI form, tapped 8 turns from the ground end. Coil *L2* is  $2\frac{1}{2}$  turns of the same wire close-wound over the ground end of *L1*. Coil *L4* is 17 turns of the same wire on the same type of coil form.

Chokes *L3* and *L5* are  $23\mu\text{h}$ . units, Miller 9310-44 or equivalent, and *L6*, *L7*, and *L8* are omitted. Also, *C6a* must be added in parallel with *C6*, which is not modified for the Citizens Band.

If you decide to build the unit for the 2-meter band, simply use one less turn in making both *L1* and *L4*, and tap *L1* two turns from the ground end. No other construction changes are necessary.

R.f. chokes *L3*, *L5*, *L6*, *L7*, and *L8* may be commercial  $4.7\text{-}\mu\text{h}$ . units, but cheaper ones that work just as well can be made by winding 36-gauge copper wire on one-megohm resistors. Wind the turns closely and cover the full length of a half-watt resistor. Strip the enamel off the ends of the wire with fine sandpaper, wind around the resistor leads, and solder. Note that different choke values are required for the Citizens Band.

Layout is not important in the squelch circuitry, but the construction shown in Fig. 3 is compact and neat. If you are leaving out the squelch feature, omit all circuitry in the dotted rectangle on the schematic, and connect point 1 directly to point 2. Also connect point 3 directly to point 4 and eliminate *B1* and *S1*.

The color coding given on the schematic is for the Lafayette PK-543 pre-assembled audio amplifier. It comes with two orange leads which are meant to be connected to a volume control on-off switch. Since a different arrangement is used, cut off the orange lead running to one of the (now disconnected) battery leads and leave the other one intact. Save the battery clip for connecting to the battery leads later on. The other needed battery clip may be salvaged from a worn-out battery of the same type.

The phone jack is connected so that the speaker is turned off when the phones are plugged in.

(Continued on page 88)

# THE SECRET TUBE THAT CHANGED THE WAR

CONFIDENTIAL CONFIDENTIAL  
CONFIDENTIAL CONFIDENTIAL  
CONFIDENTIAL CONFIDENTIAL  
CONFIDENTIAL CONFIDENTIAL  
CONFIDENTIAL CONFIDENTIAL  
CONFIDENTIAL CONFIDENTIAL  
CONFIDENTIAL CONFIDENTIAL



Today it's junk—a bargain-priced surplus special—but it is also history, the WW II tube no one knew about

By WILLIAM I. ORR, W6SA1

THE YOUNG RADIO AMATEUR saw the dull glint of glass in the bottom of the dusty box and immediately plunged his hand into the receptacle, searching for the unknown object that caught his attention. Grasping something, he slowly drew forth a curious, large misshapen radio tube. Holding the dusty object up to the bare light bulb dangling from a faded sign that read "UR CHOICE-29c," he examined his find carefully. Puzzled, he turned to the proprietor. "Hey, Sam! What do you know about this tube? Can I use it on two meters?"

"Surplus Sam," owner of the radio junk shop, took the tube and examined it as if it were a fine jewel. He sighed. "Who knows? Buy it! I don't know what it is, but you can't go wrong for twenty-nine cents!"

**WHERE SHALL WE** start the story of the curious tube? On a June morning twenty years ago in Normandy? Or before that, at the Panama Canal, or years later on the slope of a numbered hill in Korea? It's a strange tale of a unique tube, an Army major and American ingenuity—a true story whose obsolete residue was finally found by the inquisitive amateur in a surplus shop.

Panama, 1940: America is not yet at war, but it is obvious to some that we soon will be. The Panama canal is a tempting and vulnerable target from the air. Radar, the radio eye, had been invented a few years before, but the only available equipment worked on the relatively low frequency of 110 megacycles, and then not very well. The safety of the canal could not be trusted to this primitive, unsensitive gear which showed an almost complete blindness in detecting low-flying airplanes.

A decision is made to construct a small number of radically new and powerful radar sets capable of locating and detecting small planes, and to put these sets aboard picket ships located in the approaches to the canal. Laboratory ex-

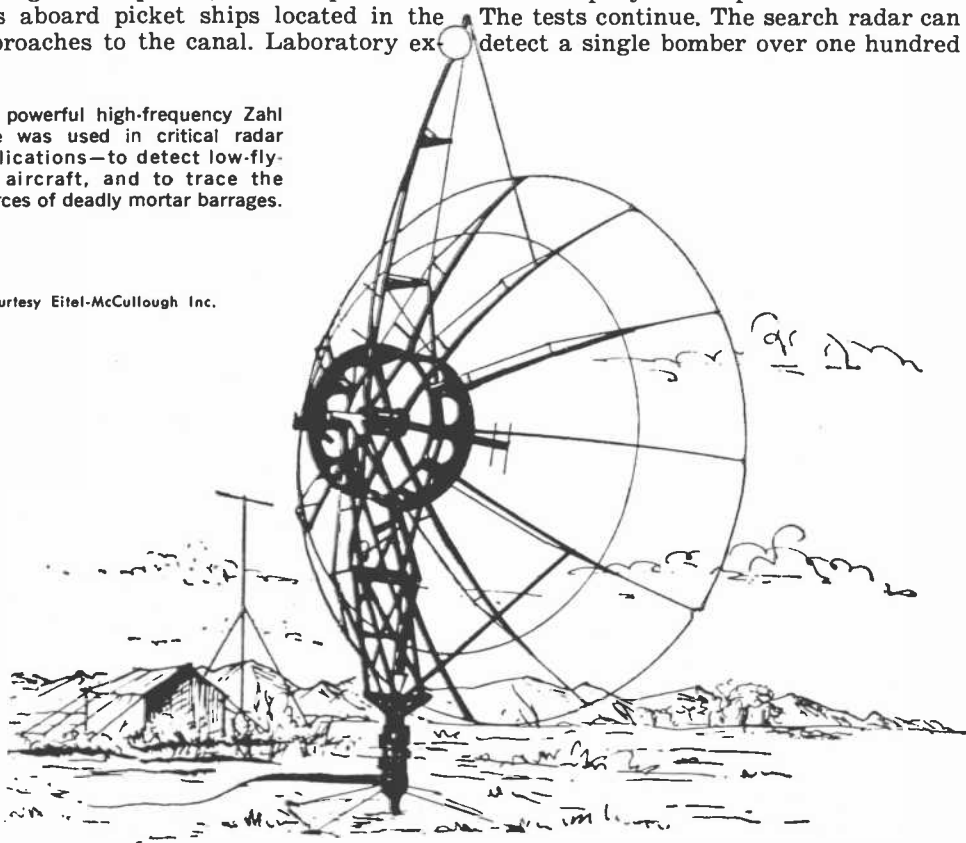
periments show that a good frequency for the new sets would be 600 megacycles, but no available tubes can produce the required power at what was then regarded as an unusually high frequency.

By a stroke of fortune of the kind that often changes history, a radar tube is invented by young Major Harold Zahl of the Army Signal Corps that *can* produce the power required. A prototype of the vital search radar employing the major's radically new tube is to be secretly built and tested as fast as humanly possible.

On the *M.S. Nordic* off the New Jersey coast: The vessel is equipped with the new radar, and testing is going forward. Suddenly, a German submarine, intent on spying, surfaces close by. It does not go unnoticed, and as the sub's periscope turns, it sees a destroyer closing in together with a blimp overhead, both carrying depth charges. The sub crash-dives as the depth charges drop. The new radar and those aboard the *Nordic*—shaken up by the explosions—are safe. The tests continue. The search radar can detect a single bomber over one hundred

The powerful high-frequency Zahl tube was used in critical radar applications—to detect low-flying aircraft, and to trace the sources of deadly mortar barrages.

Courtesy Eitel-McCullough Inc.






miles away with the radar antenna mounted only fifteen feet above the surface of the water!

**T**HE SECRET, revolutionary canal radar equipment was so successful that the Air Force asked the Signal Corps to repackage the equipment into a light-assault type radar which could be airlifted to a battle zone and then hand-carried to the front. A prototype of the repackaged radar was built in February, 1943. To prove it was air-transportable, the unit was loaded aboard a bomber at the Newark (N.J.) airport and flown to Florida. It was up and in operation four hours after it arrived at Orlando.

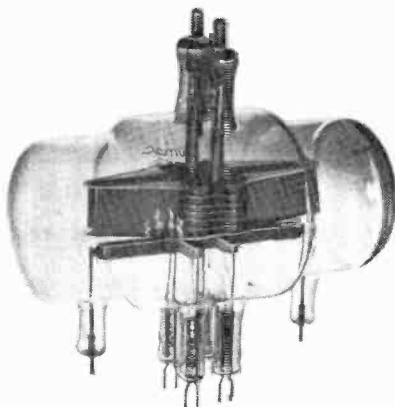
This cleared the way for a crash program to construct a small number of the secret radars (by now called the AN/TPS-3) for immediate shipment to critical war theatres. Twelve sets were built at Camp Evans Signal Laboratory in New Jersey with the aid of GI operating crews who later flew into combat with the equipment. The AN/TPS-3 could be assembled and put on the air by a crew of four men in thirty minutes.

*(Continued on page 103)*


The AN/TPS-3, known as "Tipsy Three" is shown below installed in a tent. It was the first radar set to operate at high power in 600-megacycle range.



March, 1964



The Zuhl tube and its inventor, Dr. Harold A. Zuhl, now director of the Army's Research and Development Laboratories, Ft. Monmouth, N.J. The radically new tube—four triodes in parallel with tuned plate and grid lines to make it an oscillator—marked a point of departure for modern tube designs containing resonant circuitry within the tube. Fortunately for the Allied cause during World War II, the Germans never obtained a Zuhl tube intact, or guessed its secret. It was, without doubt, one of the factors that won the war and saved countless lives.



# Lensless Laser Photography


Juris Upatnieks, left, and Dr. Emmett Leith adjust lensless camera. Film is placed in opening below Leith's hand; object to be photographed is in device to left. Reference beam of light reflects from mirrors Upatnieks is adjusting, past object and onto film, producing interference pattern with all phase and intensity data.

**T**HE LASER—fantastic forerunner of a new generation of electronic devices—has played an important role in a new discovery: that of lensless photography. Recently announced by a team of researchers at the University of Michigan, lensless photos offer great promise in recording important phenomena where glass or magnetic lenses are impractical or impossible. In addition, lensless cameras, enlargers, and microscopes—completely free of distortion inherent in lens systems—may someday become a reality. Also noted as a possibility with the new technique is the storing of several different “negatives” on the same frame of film.

The researchers, Dr. Emmett N. Leith and Juris Upatnieks, used a lensless camera to photograph the defraction pattern produced when a transparency was illuminated by an intense beam of single-hue laser light. Since ordinary film cannot record the *phase* of the light used to illuminate an object, Leith and Upatnieks converted phase variations to intensity variations by diverting part of the laser beam through a prism and part through the transparency. The mingling of the two beams produced an interference pattern containing all necessary phase and intensity data. To convert the defraction pattern—which looks like a series of smudges—into a picture, it's only necessary to project it with laser light.

Another point of interest reported by the researchers is that by changing the position of the film each time a picture is taken several scenes can be recorded on the same film without deterioration of quality.

—50—




The blurred, smudged photo at the far left is actually a defraction pattern containing all of the information needed to reproduce the picture of the little girl. Unlike an ordinary photo which results when light rays are focused on film with a lens to create an image, a defraction pattern is simply a representation of unfocused light. The defraction pattern produces the clear image of the child when monochromatic light—of the same wavelength used in making it—is projected through it onto screen.

**The materials? Oh, yes. A cardboard shipping carton, packing crepe, paper tape, and a bit of glue!**

**T**HE PROBLEM of how to make an inexpensive—as a matter of fact, *cheap*—speaker system is intriguing. In the author's case, previous experience had singled out a speaker that had good response and cost very little. The enclosure was, of course, another matter.

Since small size was important, a vented enclosure was the logical choice;




the use of a *ducted* vent further reduced enclosure size requirements. Then came the problem: how to build such an enclosure and still keep the author's "low-price special" in the low-price class? Considered were the use of a wastebasket, a garbage can, a built-up wood enclosure, a small ready-made cabinet, and any number of zany choices. They all had disadvantages—too large, poor performance, too costly, etc.

The light dawned when a hasty search for materials revealed a corrugated cardboard shipping carton. It looked like what it was—the measurements proved to be  $17\frac{3}{4}$ " x 13" x 13"—roughly the two cubic feet of air space needed. Admittedly, a shipping carton doesn't have sides as rigid as you'd like for a speaker enclosure, but with a little trickery you

# A HI-FI SPEAKER SYSTEM FOR \$7.61

By FORREST H. FRANTZ, SR.

# A HI-FI SPEAKER SYSTEM FOR \$7.61



can beef them up. And what's less expensive than a cardboard carton you get for free?

**Shipping Carton Enclosure.** Assuming you use the speaker referred to in the Bill of Materials (the Lafayette SK-97) or another speaker with roughly the same resonant frequency (70 cycles), use a box with the same amount of space as the author's. Larger or smaller cartons or

After reinforcing and sealing box bottom, cut two  $5\frac{1}{4}$ " holes, spaced as shown, for speaker and vent.

the box which becomes the front of the enclosure. Using a sharp knife, cut two holes  $5\frac{1}{4}$ " in diameter, spacing them as shown in the photos. To simplify forming a circular duct, roll a  $3\frac{1}{2}$ " x 35" piece of cardboard, with the corrugations running across the  $3\frac{1}{2}$ " dimension, into a two-layer pipe with a  $5\frac{1}{4}$ " inside diameter. Use gummed tape to hold the duct in shape and to seal the corrugation openings on the ends. Glue the duct into the enclosure over one of the holes. When the glue is dry, apply more to fill the corrugation openings around the edges of both enclosure holes.

**Final Assembly.** Punch mounting holes for the speaker with an ice pick, and mount it with four 6-32  $1\frac{1}{4}$ " machine screws and nuts. Place the washers furnished with the speaker under the screw heads and tighten the screws till the cardboard just seems to start to give. Line the inside of the enclosure with a  $\frac{1}{2}$ " layer of sound-absorbent material such as soft multilayer packing crepe, cotton, packing sponge, or plastic foam. You'll often find some of the materials mentioned in packages you receive, or in the shipping department of any store or business. If you can't get the stuff free, you can buy a big roll of soft cotton at a reasonable price in the sewing sections of some stores.

The binding posts for the system are mounted at the rear in a place where

## BILL OF MATERIALS


- 1— $6\frac{1}{2}$ " coaxial speaker (Lafayette SK-97 or equivalent, \$6.95)
- 2—Five-way binding posts (16 cents)
- 1—Roll of 2" gummed paper tape (25 cents)
- 1—Elmer's Glue (25 cents)
- 1— $17\frac{3}{4}$ " x 13" x 13" corrugated cardboard carton (free)
- Misc.—Extra cardboard for duct and reinforcement, packing material for sound absorption (free)

Total cost, \$7.61, minus "optional" extras such as grille cloth, paint, or contact paper

speakers with different resonant points will introduce new design problems too extensive to cover here.

The foremost objectives in building the enclosure are to make it as stiff and as airtight as possible. Seal the bottom and any cracks in the box with gummed paper tape, glue the flaps together, and strengthen the bottom with fill-in cardboard (obviously you'll need some extra corrugated cardboard for this and other parts of the structure).

The next step is to cut holes for the speaker and ducted vent in the bottom of



The duct is made by rolling a strip of  $3\frac{1}{4}$ " x 35" cardboard into a  $5\frac{1}{4}$ "-i.d. tube; fasten with tape.



Glue the duct over one of the holes before putting padding in place. Mount terminals, wire to speaker.


they won't interfere with the inner box flap. Connect them to the speaker terminals, place glue on the inner flaps, and close the back. Place the enclosure bottom-down on a table (terminals at the edge) and slip weights into it to hold down the inside flaps until the glue dries. Finally, seal the back of the cabinet with gummed tape.

The system is now ready to use, but you can make it better by reinforcing it by gluing pieces of corrugated cardboard (with corrugations running in opposite directions to those in the box) to the sides and back. This measure will stiffen the box considerably.

Finally, to increase your chances of continuing to live at home, you may want to dress up the box with grille cloth, paint, adhesive-backed contact paper, or by covering the entire front, sides, and top with cloth. On the other hand, if you're the kind of nut (like the author) who's proud of making something good out of nothing, you have no problems. Beatniks may also prefer an unadorned enclosure. Of course, if you can hide the speaker system behind a drape, you can eliminate the decorating.


The 8-ohm speaker is rated at 5 watts and shouldn't be driven beyond this point. Response range for plus or minus 5 db is roughly 50 cycles to 16,000 cycles, which is pretty good for less than eight bucks!

-50-



The speaker is bolted to the reinforced cardboard bottom—punch holes for the screws with ice pick.

Completed enclosure can be improved by reinforcing the sides and back with another layer of cardboard.

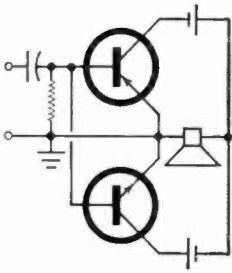


# AMPLIFIER QUIZ

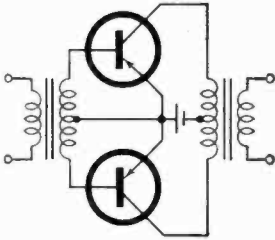
## PART 2

By ROBERT P. BALIN

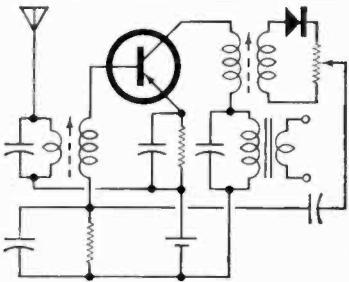
*Old-timers had a slight edge in the tube amplifier quiz last month. The Young Squirts with ink still damp on their diplomas get a break here, as transistors came in after the oldsters left school. Try to match the circuits (A-F) with the names (1-6) widely (but not universally) given them in electronics handbooks. Four right without cracking a book is par; five without guessing is excellent. Next month's brain busters will deal with metals used in electronics.*



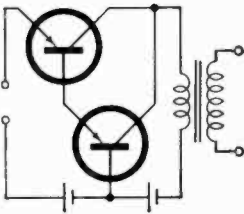
A



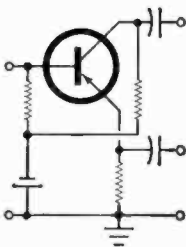
B



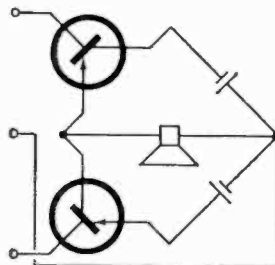
C



D




E



F

- 1 Compound-connected amplifier \_\_\_\_\_
- 2 Reflex amplifier \_\_\_\_\_
- 3 Bridge amplifier \_\_\_\_\_
- 4 Push-pull amplifier \_\_\_\_\_
- 5 Complementary symmetry amp. \_\_\_\_\_
- 6 Paraphase amplifier \_\_\_\_\_

(Answers on page 99)



# Across the Ham Bands

By **HERB S. BRIER**, W9EGQ  
Amateur Radio Editor

## ANNUAL ARRL DX CONTEST

AS you read this, the first half of the annual ARRL DX contest (0001 GMT, February 8, to 2400 GMT, February 9, on phone, and identical hours on February 22 and 23 on c.w.) has probably ended. Many successful DX-minded hams are now impatiently awaiting the second half of the contest (March 14 and 15 on phone, and March 28 and 29 on c.w.), so they can rack up more countries and build up a big multiplier.

But many other hams who entered the first round with high hopes are moaning the blues in frustration at their inability to snag those DX contacts that make the multiplier grow. If this is your problem, maybe a few tips will help you hook those rare ones, both during the contest and after.

Any time a DX station puts a signal into the U.S., it's an odds-on bet that a "pile-up" of W and K calling stations will build up around, and probably on

top of, the DX station's frequency. Such pile-ups can reach staggering proportions during a DX contest, yet some stations consistently succeed in working the DX station despite the bedlam. And quite a few of these successful DX chasers run far less power than the legal full gallon, too.

How do they do it? Mainly by dint of superior operating ability, which is something you can't buy in any store. This is *one* aspect of ham radio where the size of the bankroll just does not count; you have to *make* yourself into a good operator. You can do it, too, with patience and will power, and plain common sense.

First of all, put yourself in the DX station operator's position for a minute. With ten or twelve powerful stations calling him dead on his own frequency, who can he read? Why, someone calling a little above or below his frequency,

"I wish I had discovered ham radio 30 years ago," is the wistful complaint of 48-year-old Fred G. Godfrey, WN2GAL. Fred operates out of Fort Edward, N.Y. A tugboat captain by profession, he is home only one week out of every three. To increase his limited on-the-air time, Fred is planning to have a maritime/mobile rig installed on his tugboat. The equipment at WN2GAL includes a Hammarlund receiver and E.F. Johnson transmitters. For submitting the winning photo in our March Novice Station of the Month contest, Fred will receive a one-year subscription to POPULAR ELECTRONICS. If you would like to enter the contest for future months, just send us a clear photo of your station—preferably one showing you at the controls—along with some information about yourself, your equipment, and your operating achievements. All contest entries should be addressed to: Herb S. Brier, W9EGQ, Amateur Radio Editor, POPULAR ELECTRONICS, Box 678, Gary, Indiana.

## Novice Station of the Month





Valley Stream North High School (N.Y.) history students were afforded a unique opportunity last November to see ham radio in action. Using Hallicrafters equipment at the school station, WB2KFG, the students spent 45 minutes discussing governmental topics with K3UIG, Barry Goldwater. Arrangements for this unusual 40-meter SSB contact were made by WA2IFA.

that's who. And that fellow can be you, if you listen a bit first and note how he is working.

Most veteran DX station operators know perfectly well that regardless of how carefully they specify "ans 10U" or "5D" (meaning "answer me 10 kc. above my frequency" or "5 kc. down"), that most of the pack will blindly zero-beat them and blast away. It goes without saying that if you answer him on the frequency to which he has his receiver tuned, you've a reasonable chance to be heard, even though a few other smart operators may be there, too.

If he comes back to you, you may have a very rough time reading him, for there will *still* be stations calling him on his frequency, even if he gives you a long call. If, instead, he comes back to some other station, DON'T try to break into their contact to make yourself known. Now is the time to play it cool! Note carefully the exact dial setting of the DX station, and when he signs, tune your receiver quickly to find the frequency of the U.S. station to which he responded, which will be acknowledging the report from the DX station. *Without* putting your transmitter on the air, tune it zero-beat with this station, and the instant he finishes signing (if that ends their contact) give the DX station a quick call, at the same time retuning your receiver to the DX station's frequency. This kind of "tailgate" call is resented by a very few DX stations, but is depended on by many

others as a means of making at least a few contacts in the clear, before the pack moves in again.

Here are some shorter tips. Don't make the call of the DX station you are after more than two or three times before making your own call. Doing so will advertise his presence to the dozens of receivers in other stations that are tuning that part of the band. Besides, if you're on the right frequency, he will probably hear the *first* call if he can hear you at all.

*Don't* call CQ DX! DX stations will not come back to this unless yours is the only signal they can hear on the band. Instead, make sure that your equipment is in good order, that you really know how to get the most out of it, and listen, listen, LISTEN! And when you hear a pile-up, don't assume that's where to call and jump on top of the heap.

These few tips won't make you a real DX wizard overnight, but chances are they *will* help you improve your score in the last half of the DX contest.

### CLASSIC HAM CIRCUITS

In the early 30's, practically every ham had a variable-frequency oscillator in his transmitter. In fact, the oscillator was often the whole transmitter, and fed the antenna directly. Raucous and unstable signals were naturally the rule rather than the exception. Heat, vibration, voltage changes, and the wind blowing the antenna (among other things)



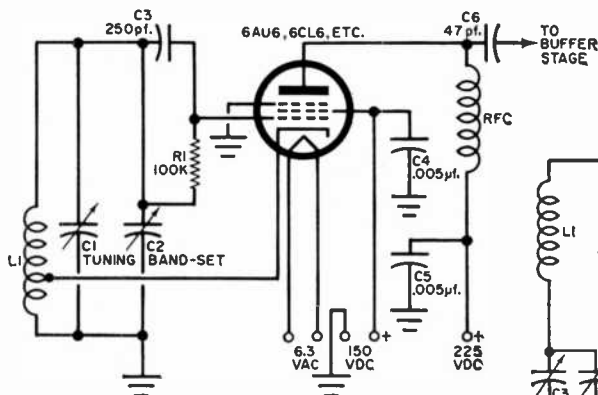


Fig. 1. Hams welcomed this classic circuit with open arms. Called the ECO, this oscillator helped rid the bands of wavering signals due to transmitter instability.

caused their frequencies to quiver and quake, and the receiving operator to mutter unprintable things as he twisted the tuning knobs.

The dream of the average ham in those days was, therefore, to own a crystal-controlled transmitter with its distinctive, rock-steady signal. And by the start of World War II, crystal-controlled transmitters were generally standard equipment in most ham shacks.

After the war, however, the rapid increase in the ham population and the resulting crowding in the ham bands made the ability to shift the transmitter to any frequency in the band look more and more attractive—if the VFO could provide stability comparable to a crystal-controlled signal. This was a big “if,” as the chirpy, wobbly, jumpy, hummy signals emitted by most VFO-controlled transmitters in those days amply demonstrated.

**Evolution of a VFO.** Actually, there were a few first-class VFO's in the hands of skilled amateur engineers even in the middle 30's. Practically all of them used the electron-coupled oscillator (ECO) circuit first described by J. B. Dow in the article “A Recent Development in Vacuum-Tube Oscillator Circuits,” which appeared in *The Proceedings of the I. R. E.*, December, 1931.

The ECO (Fig. 1) gets its name from the fact that the coupling between the frequency-determining portion of the circuit ( $C1$ ,  $C2$ , and  $L1$ ) and the load is via the electron stream between the

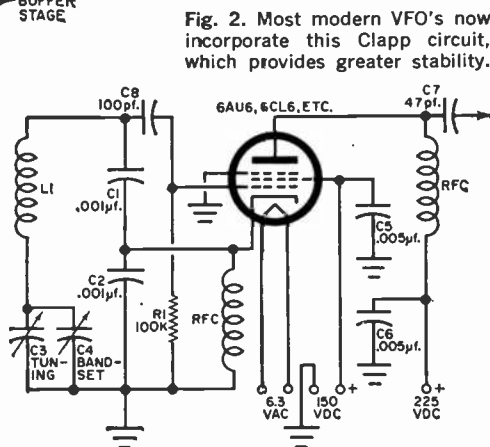


Fig. 2. Most modern VFO's now incorporate this Clapp circuit, which provides greater stability.


cathode and plate inside the tube—the screen grid shields the plate from the control grid (and cathode) of the tube. As a result, variations in load have little effect on the oscillator frequency. Also, the proper ratio of d.c. plate-to-screen voltage minimizes frequency changes caused by variations in power supply voltages.

**The Clapp Oscillator.** Over the years, many other VFO circuits were devised and tested. Most of them worked well enough, but the ECO was at least as good as any, until the series-tuned oscillator developed by J. K. Clapp was introduced in *The Proceedings of the I. R. E.*, March, 1948.

One cause of instability in a self-controlled oscillator is variation in the oscillator tube's interelectrode capacitances as the tube heats up, particularly the grid-to-cathode capacitance. Any change in this capacitance changes the oscillator frequency, since it is effectively a part of the tuned frequency-control circuit.

In the Clapp circuit (Fig. 2), the control grid and cathode of the tube are connected across (in parallel with) large values of capacitance ( $C1$  and  $C2$ ) in the tuned circuit. The effect of tube input capacity variation is therefore very small because it is a small fraction of the total capacity across the coil. Then, by having a variable capacitor ( $C3$ ) in series with the coil ( $L1$ ) to tune the oscillator, a comparatively large inductance can be used, in spite of the large values of

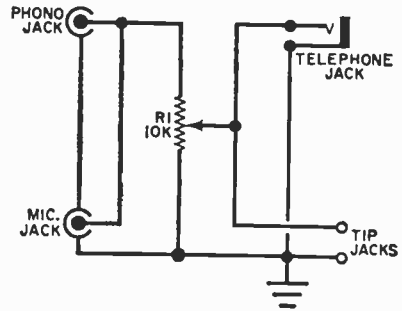
(Continued on page 97)



## Jacks In Box

**H**ERE'S A WAY to get rid of those problems that crop up every time you attempt to patch together two cords that terminate with different types of connectors—simply build a “Jacks In the Box” incorporating all types of connectors and a volume control for good measure! As shown in the photo, the author mounted an RCA phono jack, tip jacks, a standard phone jack, and a coax-type mike connector in a small Minibox along with a miniature 10,000-ohm volume control. As the schematic indicates, all four connectors are in parallel, so any combination of jacks can be used. The volume control is not strictly necessary, and it may be desirable to delete it for some applications. This handy gadget can be built in an evening for a few dollars. —James A. Fred


Patching different connectors together is no problem with this unit on hand. Headphones are connected to tuner output—and a volume control provided—in the photo above.



## New Life for Electrolytics

**E**VER RUN ACROSS an electrolytic which—while not open or shorted—has much less than its rated capacity and a high power factor? Many minor hum problems due to poor filtering can be traced to just such a defective unit. Loss of capacity is caused by the drying out of the electrolyte, which consists of borates, acids, and water. All that is required to restore it is a hypodermic needle and syringe, distilled water, and boric acid. Mix two ounces of boric acid to one quart of distilled (not tap) water. With tubular cardboard electrolytics, insert the needle through the side of the capacitor, being careful not to go too far and short it out—this is quite critical. Capacitors encased in metal cans are more difficult, but most have a gas port in the positive end where you can inject the solution. —Jerrel T. Doster

# UNDERSTANDING BURN-OUT



Why do filaments blow? Here are the answers, with some preventive measures

By LUIS VICENS

VACUUM TUBE and pilot lamp filaments seem to have the unpleasant habit of burning open at unexpected times—in the middle of a favorite radio or TV program, for example. In fact, however, filament burn-out generally occurs when power is first applied. Why does this happen and how can it be prevented?

A filament is usually a length of flat or round high-resistance tungsten wire which may be coiled, suspended in "V" or "W" fashion, mounted as a short, straight wire, or, in the case of high filament-voltage tubes such as the 50C5, folded back and forth along its length many times. Support and connection points and sharp bends are weak spots in filament construction; breaks often occur at these points.

Other causes of burn-out are mechanical and electrical stresses. Mechanical stresses occur when the tube is subjected to vibration or shock and whenever power is applied or removed. Current surges, for example, may result in strong electromagnetic forces which pull a filament away from its terminals. In addition, a heated filament expands while a cold one contracts. This expansion-contraction cycle causes cracks to develop at weak spots.

**Electrical Stresses.** A filament has a much lower resistance when cold than when heated to operating temperature. The result is that a heavy surge of current takes place each time power is applied. As an example, consider a pilot lamp rated at 6.3 volts, 150 ma. When hot, its resistance (by

Ohm's law) is:  $R = E \div I = 6.3 \div .15 = 42$  ohms. When cold, on the other hand, its resistance may measure a tenth (or less) of this value—typically about 4 ohms. In this case, the current surge would be:  $I = E \div R = 6.3 \div 4 = 1.57$  amperes!

But this is only part of the story. When a filament is powered by a.c., the peak voltage is 1.41 times the r.m.s. value. If power is applied at the instant when line voltage is at its peak, the voltage is  $1.414 \times 6.3 = 8.9$  volts. The surge current is then:  $I = E \div R = 8.9 \div 4 = 2.2$  amperes, over fourteen times normal rated current.

Lamps suffer from yet another major electrical stress—the development of small-diameter hot spots due to uneven evaporation of the tungsten filament. Such spots run hotter and hotter and even more tungsten evaporates until the lamp filament breaks, often when power is first applied.

**Minimizing Burn-Out.** Mechanically, tubes and lamps should be mounted to eliminate vibration. Electrically, filaments can be operated at slightly less than rated voltage. Where equipment is used on a semi-continuous basis, filaments can be kept heated at all times to eliminate "turn-on" surges and repeated expansion and contraction. Finally, special resistor-thermal relays can be connected in series with tube filaments to reduce current surge by applying power gradually. Low-cost commercial versions (Surgistors) are available for use in radios, TV sets, and other pieces of equipment.

-30-

---

## A Carl and Jerry Adventure in Electronics

---

# The Hot Hot



**F**OUR-THIRTY A.M. on a raw March morning found Carl and Jerry walking briskly along the dark campus of Parvoo University toward the electrical engineering building.

"There's gotta be some good reason why I'm staggering around in the dark at this unholy hour," Carl muttered, turning up his coat collar to ward off the cold, damp wind, "but you better spell it out again. I was pretty sleepy when you explained it to me last night."

"The local Tuncan Meter Company is making very compact, highly accurate running-time meters for a government agency—possibly NASA," Jerry said. "These meters record the running time of an electrical device to which they are connected down to a small fraction of a second and cost almost a thousand dollars each—and they're no bigger than biscuits. For the past two weeks someone has been stealing them at the rate

of about one a day. The plant manager dropped in last night while you were on a Coke date with Jodi and said the police chief suggested we might help catch the thief. I went with him to the factory to look the setup over."

"What would anyone want with the things?"

"They could be easily converted into very accurate electric stop watches for timing just about anything. Anyway, I found out why they're having so much trouble keeping track of them. They've got a crash program going, and the meters are practically built by hand in one small section of a large factory. Thirty-three men assemble, paint, calibrate, test, and box them. The meters are simply handed from one operator to another. If a test shows that something is wrong with a meter, that meter is taken back to the station which has the equipment to fix it.

By  
**JOHN T. FRYE**  
W9EGV

# Meter

"In other words, the meters are constantly moving back and forth and up and down the whole line. Watching all of them would be like trying to keep track of the disappearing peas in a dozen shell games all going at the same time. The only thing the management has found out is that the meters disappear between four and five in the afternoon, just before quitting time, when things are the most hectic."

"Why not search the men on their way out?"

"That's a ticklish business. Honest workers would resent the implication. Besides, with only a little warning, the guilty one could easily get rid of something as small as one of those meters. Even if he didn't, he couldn't technically be charged with stealing the instrument until he took it out of the plant. The company needs a way of knowing that the thief has the meter with him when he passes through the gate. Then they can arrest him and try to recover the rest of the loot. The manager thought maybe we could rig up an electronic metal detector at the gate that would show when the thief went through with a meter, but the trouble is that a gadget sensitive enough to react to the small amount of metal in the meter would also react to lunch buckets, keys, or even pocket change."

"So what did you suggest?"

"I came up with the idea of tagging the meters with a slightly radioactive substance and then secretly checking the men with a scintillation detector as they passed through the gate. We called Doctor Bowers, head of the department of nuclear engineering, and he got in touch with Professor Dailey, supervisor of the nuclear reactor in the EE building. They agreed to go along with it, and Professor

Dailey said we should meet him here at five this morning to start the ball rolling."

"Why so early?" Carl asked, but before Jerry could answer they saw Professor Dailey and two young men waiting for them at the door.

"Mr. Johnson and Mr. Selden here are graduate students," the professor said, as he led the way down a flight of steps to where the reactor was housed in the old high-voltage lab. "Two people, one licensed by the AEC, must be present when the reactor is activated."

**J**ERRY estimated that the windowless room they entered would measure about 30 by 35 feet with at least a 20-foot ceiling. Rising waist-high from the floor was a thick-walled circular concrete basin some eight feet in diameter filled with clear, glass-blue water. At one side a cluster of large-diameter metal tubes emerged vertically from the water. Moving closer, the boys saw that the bottom of the tank was several feet below the floor level.

"This is called a 'swimming pool' reactor," the supervisor explained. "You can see the reactor core, about the size of an egg crate, there at the bottom of this seventeen-foot-deep tank with the control rods inside their guide tubes going down into it. Six thousand four hundred gallons of crystal-clear pure water provide effective shielding against radiation released by the core, yet leave the core clearly visible."

"The core itself consists of sixteen fuel assemblies, each containing uranium two thirty-five in the form of long, thin plates. Outside the core are the isotope tubes in which materials to be irradiated are placed. Surrounding the entire assembly are twenty pieces of high-purity graphite that reflect neutrons back into the core to prevent their escape from the system."

"Is it working now?" Jerry asked.

"No. Three of those tubes going down to the core contain stainless steel rods which can be raised or lowered by electric motors. Two of the rods also contain boron, which is an even better absorber of neutrons than stainless steel. When the rods are shoved all the way into the core, as they are now, they absorb

*(Continued on page 90)*



# Transistor Topics

By LOU GARNER, Semiconductor Editor

**M**ANY EXPERIMENTERS think of photocell applications only in terms of burglar alarms, light meters, and power supplies (solar batteries). In actual fact, however, these versatile semiconductor devices can be used in a wide variety of projects, including even such exotic applications as the remote control of models. As an example, last year one prominent manufacturer (International Rectifier Corporation, El Segundo, Calif.) introduced a light-controlled model car kit (see photo). Light-operated remote-control circuits can be applied equally well to model trains and boats, to home appliances, and even to shop and hobby equipment.

As a general rule, most light-controlled circuits are similar. A photocell senses a change in light intensity and delivers a corresponding electrical signal. This signal, then, is amplified and used to actuate an electrical or electromechanical output device, such as a relay, motor or meter. If the output device is a relay, it, in turn, can serve as a simple switch to operate other equipment, including lamps, motors, electromagnets, solenoids, counters, or alarm buzzers and bells.

Two basic photocell relay circuits are illustrated in Figs. 1 and 2. Either of these circuits can be used for general control applications, depending on the degree of sensitivity needed, and either can be modified easily for special purposes. Each requires relatively few electrical components.

In Fig. 1, a self-generating (voltaic) photocell, *PC1*, is direct-coupled to a *pnp* transistor amplifier, *Q1*. The common-emitter configuration is used, with the coil of *K1* serving as *Q1*'s collector load, and operating power supplied by battery *B1*. In operation, light striking the photocell generates a small signal current. Transistor *Q1* amplifies this small signal current and the resulting larger collector current closes the relay. The relay's contacts, in turn, serve to switch power to the controlled device, such as a small motor, *M1*.


A much more sensitive control circuit is shown in Fig. 2. Here, two transistors

(*Q1* and *Q2*) are connected in cascade as a two-stage direct-coupled amplifier. Transistor *Q1* is used as an emitter-follower and *Q2* as a familiar common-emitter stage, with *R1* serving as *Q1*'s emitter load. Except for the added stage, the circuit's basic operation is similar to that of the one in Fig. 1. Again, a small signal current is supplied by the photocell when light strikes it; this signal is amplified by the two-stage amplifier and the resulting collector current of *Q2* closes the relay.

In practical circuits, *PC1* can be any of a variety of small selenium or silicon photocells . . . typically, International Rectifier Types B3M (selenium) or S1M (silicon). Virtually any general-purpose small signal *pnp* transistors can be used for *Q1* and *Q2*, including low-cost experimenter types such as the CK722 and 2N107. Resistor *R1* (Fig. 2) is a half-watt unit. The relay should have a high-resistance (3000 to 5000 ohms) coil and, for best results, should be a sensitive type similar to those used in radio control work. The battery can be a 6-, 9- or 12-volt unit, depending on the type of relay chosen.

Either circuit's over-all sensitivity—the amount of light required for operation—depends on a number of factors, including photocell efficiency, transistor gain (*beta*),

An unusual example of a photocell application is this light-controlled model car kit placed on the market by International Rectifier Corporation.



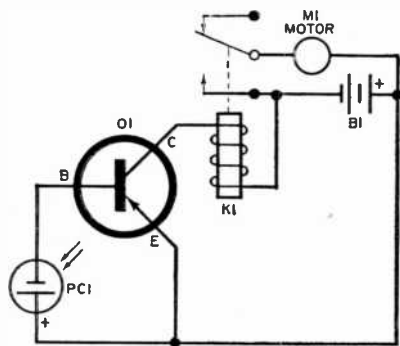


Fig. 1. Basic single-transistor photocell circuit can be used for general control applications or easily modified.

and the electromechanical relay's sensitivity. For *maximum* sensitivity, choose a high-efficiency silicon photocell, high-gain (but low-leakage) transistors, and a sensitive-type relay. If desired, a large lens can be used in front of the photocell to gather light and focus it on the cell's sensitive surface.

The circuits can be assembled on a conventional metal chassis, on a plastic or Bakelite sheet, on an etched-circuit board, or even breadboarded on perforated Masonite, as preferred, since neither layout nor lead dress is critical. Care must be taken to observe d.c. polarities, or course, and to avoid accidental heat damage when soldering components in place.

A number of modifications can be made to meet special needs. For example, transparent optical filters can be used in front of the photocells to restrict circuit sensitivity to specific light colors. If desired, *nnp* transistors can be substituted for the *npn* types, provided both battery and photocell polarities are reversed. Other types of relays may be substituted for the simple s.p.d.t. type shown, including d.p.d.t. units, latching types, and stepping relays. Finally, a low-current d.c. motor may be used instead of a relay in the second circuit (Fig. 2).

The completed circuits are adaptable to a wide variety of applications. If the relay's *normally-closed* contacts are employed for switching purposes, for example, the basic circuits will serve in burglar alarms, doorway annunciators, automatic door openers, counters, industrial production and safety controls, and automatic light switches. In these applications, a drop in light intensity (or breaking a light beam) initiates operation. On the other hand, if the relay's *normally-open* contacts are employed, the circuits may be used in "commercial killers" (shorting a radio or TV loudspeaker's lead when light is focused on the photocell),

Fig. 2. This two-transistor photocell circuit is more sensitive than that of Fig. 1 but operation is similar except for the added stage.

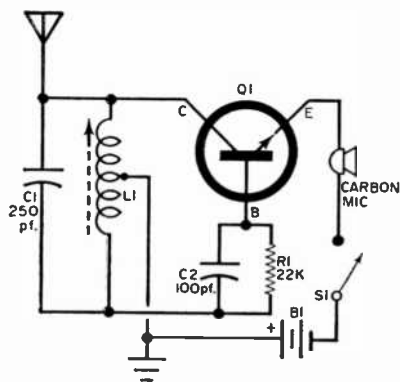
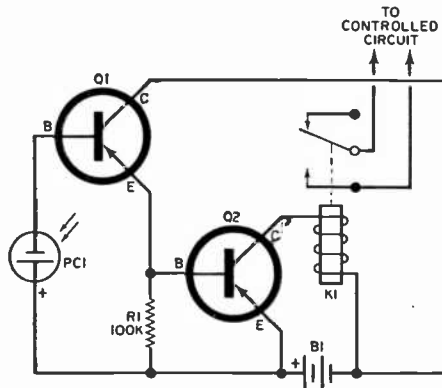


Fig. 3. Wireless microphone circuit submitted by reader Richard Sady can be assembled in one evening. Other *nnp* transistors can be substituted for Q1 provided that resistor R1's value is changed.

darkroom safety alarms, controls for model cars, trains and boats, slave photoflash units, garage door openers, and so on. In these latter applications, an increase in light intensity initiates operation.

**Readers' Circuits.** In response to continued reader interest, we are once again featuring a pair of limited-range AM "broadcaster" circuits: a wireless microphone and a phono oscillator. Both circuits employ a single *nnp* transistor in the common-emitter configuration and both are relatively simple. Either can be assembled in a single evening by the average hobbyist.

The wireless microphone circuit in Fig. 3 was submitted by Richard Sady (783 Newbury St., Springfield, Mass.). He writes that his model had a range of about 30 feet when used with a short whip antenna.

The circuit's operating frequency is

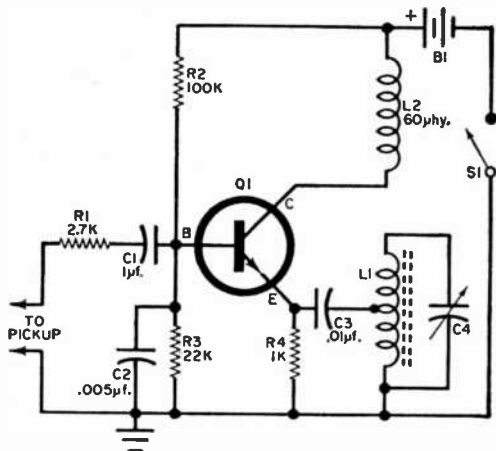


Fig. 4. Eugene Richardson's phono oscillator circuit is designed for use with a high-output crystal cartridge, has an effective range of 6 to 20 feet.

determined by tuned circuit  $L1-C1$ , while base bias is furnished through  $L1$  and  $R1$ , the latter bypassed by  $C2$ . The audio signal is injected in  $Q1$ 's emitter circuit by means of a carbon microphone. In operation, the feedback necessary to start and maintain oscillation is provided by the part of  $L1$  below the tap, which drives  $Q1$ 's base in the correct phase. Power is furnished by a single battery,  $B1$ , controlled by push-to-talk switch  $S1$ .

Standard components are used. Coil  $L1$  is a tapped broadcast-band Vari-loopstick, while  $C1$  and  $C2$  are small ceramic or mica capacitors. Resistor  $R1$  is a half-watt unit. A type 2N170 is used for  $Q1$ , but other *npn* transistors should give acceptable performance if  $R1$ 's value is changed. A standard carbon microphone cartridge is employed. Switch  $S1$  is a push-button s.p.s.t. switch, while the power supply is a small 9-volt transistor battery (typically, a Burgess 2N6).

Eugene Richardson (Alexandria, Va.) submitted the phono oscillator circuit in Fig. 4. (Eugene has contributed to this column on several previous occasions.) He indicates that this circuit is one he adapted from several suggested by GE a few years ago. The unit is designed for use with a high-output crystal phono cartridge and has an effective range of from 6 to 20 feet, depending on receiver sensitivity.

Transistor  $Q1$  is used in a "tickler feedback" arrangement, with  $L2$  serving as the feedback coil and operating frequency determined by tuned circuit  $L1-C4$ . Transistor  $Q1$ 's base bias is established by voltage divider  $R2-R3$  in conjunction with emitter resistor  $R4$ . Capacitor  $C2$  serves

as an r.f. bypass and  $C3$  as a coupling capacitor to  $L1$ . The audio signal from the phono cartridge is coupled to  $Q1$ 's base through load resistor  $R1$  and d.c. blocking capacitor  $C1$ . Power is supplied by  $B1$ , controlled by  $S1$ .

As in Fig. 3, readily available components are used here. Coil assembly  $L1/L2$  is a Stanwyck #1129. Capacitor  $C4$  is a 360-pf. padder, while  $C2$  and  $C3$  are small disc ceramics or micas. Capacitor  $C1$  is a paper tubular (100- or 200-volt) unit. The resistors are all half-watt units. Transistor  $Q1$  is a type 2N170, and the power switch,  $S1$ , may be any standard s.p.s.t. type . . . toggle, slide, or rotary. The 6-volt battery ( $B1$ ) is made up of four penlight cells connected in series (a single Burgess Z4 may be used if preferred).

Both broadcaster circuits can be assembled either on small boards or metal chassis, for neither layout nor wiring is critical. Good wiring practice should be observed, of course. Many builders will prefer to assemble the wireless microphone in a hand-sized case, the phono oscillator on a small board suitable for mounting in a record player's base. The phono oscillator antenna connection is not shown since, in many cases, a separate antenna lead will not be necessary. If an antenna is required, however, it may be connected either to  $Q1$ 's collector or to the "hot" side of  $L1$ .

In operation, the broadcasters' frequency should be adjusted for pickup at a "dead spot" on a standard AM receiver (where no local stations are received). The wireless microphone's frequency is adjusted by means of  $L1$ 's slug, while the phono oscillator's frequency is set by adjusting  $C4$ .

**Transitips.** Semiconductor devices are quite susceptible to heat damage, whether applied externally or generated internally. As a result, care must be taken to avoid excessively high temperatures in storage as well as during installation and operation. Thus, transistors, diodes and similar devices—or equipment containing these units—should not be kept near furnaces, radiators, hot air registers, or similar high heat sources.


Heat sinks are frequently used to conduct generated heat to the air during operation. *Temporary* heat sinks conduct heat away from a device's leads during installation and thus serve to protect against externally applied heat.

A heavy alligator clip or a pair of long-nose pliers make excellent temporary heat sinks. The basic method for using them is shown on page 95. The heat sink is attached to the lead being soldered at a point between the body of the semiconductor de-

(Continued on page 94)



*It's night. Suddenly a  
tire blows. You pull  
over to the side, but  
another car is coming  
up fast from behind...*



By LOUIS F. CORTINA

Photo courtesy National Safety Council

## For Greater Safety—Flash Those Lights!

**I**F YOU'VE ever had to stop your car on or near the road while driving at night, you know how nerve-wracking this experience can be. Most of us have thought at one time or another of buying flares for use in such an emergency, but how many drivers actually carry them? The news stories concerning rear-end collisions with stalled vehicles point up the danger involved in not having some positive means available to alert other drivers.

Of course, you can pump your brake pedal to flash your rear lights, but this

becomes tiresome very quickly. However, there is a practically tireless device on almost all cars which can be used to perform the same job—the flasher which operates your turn-signal lights. Some stalled drivers have the presence of mind to use this device in its normal manner, that is, to operate the turn signals. The danger here is that the driver in back may not realize until too late that the car is not moving, but standing still.

**Two-Light Flasher.** The additional wiring needed to make the flasher operate both rear lights is quite simple. The

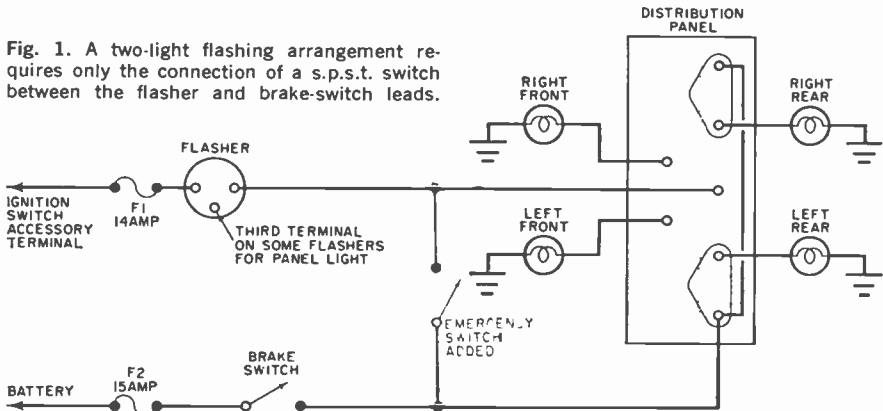


Fig. 1. A two-light flashing arrangement requires only the connection of a s.p.s.t. switch between the flasher and brake-switch leads.

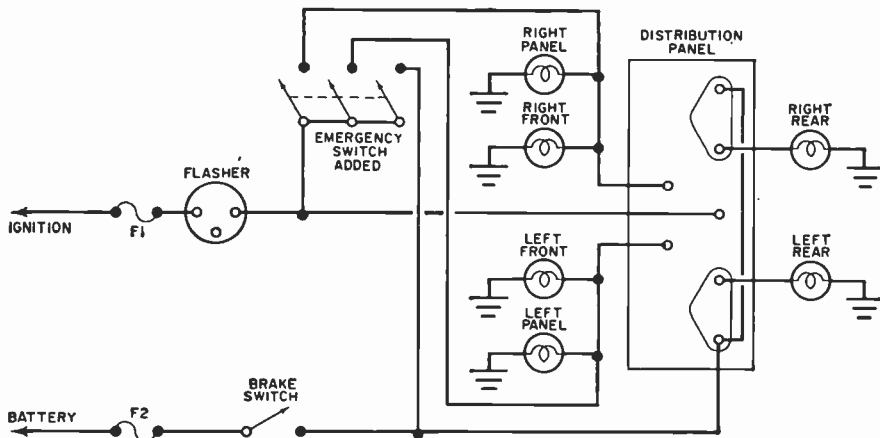


Fig. 2. Connected as indicated, a 3-p.s.t. switch provides four-light front and back flashing.

usual turn-signal switch has six leads; one from the flasher, one from the brake switch, and four leads to the various exterior lights. When the turn signal switch is in the center—or neutral—position, there is continuity between the brake-switch lead and the two leads which go to the rear lights of the car. If a path is provided from the flasher lead to the brake-switch lead, the rear lights will receive power through the flasher and will blink on and off in the same manner as the turn-signal lights, making an attention-getting device.

Figure 1, on page 75, shows a typical wiring layout and the necessary modification. The switch used is a s.p.s.t. type, and may be a toggle, rotary, or push-pull device rated to carry 3-5 amperes. Since most cars normally use two lights for signaling, one in the front and one in the back, the flasher will be operating under its normal load when flashing the two back lights.

One exception is some General Motors cars which normally flash two lights on either side in the back, and one on either side in the front. If the flasher is connected to the four back lights, it will be operating with an overload and will run fast. To overcome this deficiency, one of the heavy-duty, variable-load flashers, designed for truck service or for vehicles towing a trailer, can be substituted for the original flasher. These variable-load units, which are manufactured by Ideal and Tung-Sol, will operate from one to eight lights of 21 or 32 candle power while maintaining a constant flashing


rate. Replace a 6-volt flasher having three terminals with a Type 535 or 2535, a 12-volt unit having two terminals with a Type 536 or 2536, and a 12-volt unit having three terminals with a Type 550 or 2550.

Most cars made since 1949, as well as some earlier models, have a flasher socket under the instrument panel on the driver's side. It is only necessary to remove the original flasher and plug in the heavy-duty unit. Chrysler products from 1949 to 1954 have the flasher mounted on the engine side of the firewall. For those cars which do not use a flasher socket, remove the leads from the original unit and wire them to the corresponding terminals of the replacement unit.

**Four-Light Flasher.** While the simple hookup illustrated in Fig. 1 can be used in most states, California requires that any warning-light setup include "four or more approved turn-signal lamps . . . at least two of which must be toward the front and at least two toward the rear of the vehicle." Your local motor vehicle department can tell you the rules that apply in your area.

The added wiring needed to connect the flasher to all four light leads is not very involved. A three-pole, single-throw switch, either rotary or toggle, will do the job. An advantage of this method is that the panel indicator lights, which are usually paralleled with the corresponding front light on late-model cars, will also be energized. This keeps you from

(Continued on page 96)



# On the Citizens Band

with **MATT P. SPINELLO**, KHC2060, CB Editor

**P**LANS are already under way for the Corn Belt Citizens Banders, Inc., fourth annual banquet to be held this coming November. "Early-bird" planning is probably one of the big reasons for the success of this annual event. *plus* the well-coordinated efforts of six different planning committees who, in turn, enlist the help of the rest of the CBCB membership.

For the record (and for those who have asked for hints on planning large "indoor" feasts), the CBCB organizes its annual hoopla under the direction of two dinner cochairman, prize committee (5 members), tickets and registration committee (4), display (3), entertainment (4) and publicity (2) committees.


Last year's banquet was held on November 23 near Bloomington, Ill., home of the CBCB. Publicity chairman Jim Brook, KHA4158, informed us long before the "zero" date that 525 tickets had been sold (the limit) forcing them to refuse additional requests. Publicity for the event drew CB'ers from 75 different communities representing the states of Illinois, Kentucky, Texas, Wisconsin, Indiana, South Carolina

and our northern neighbors, in this case from Traffordsville, Ontario, Canada.

Your CB editor was booked to speak before this assembly of CB enthusiasts, and we spoke, although we were not present at the event. In clarification of the last statement, circumstances beyond our control found us traveling several hundred miles (almost in the opposite direction) from the event at the time it took place. However, a recording session with audio engineer Bill Nicholls, KHD4706, placed our apologies and our speech on a reel of audio tape the day before the banquet. Thus, while we physically were being propelled at 20,000 feet and 500 miles an hour, our voice delivered a message to several hundred CB'ers, "technically reproduced!"


To produce a successful banquet of your own, you might follow a few well-chosen tips from the CBCB'ers. They (1) plan early, (2) delegate responsibilities, and (3) work hard at it. "A lot of work but well worth the effort" were the feelings left with CBCB club members after the 1963 event.

Publicity chairman Jim Brook gained a new title for his efforts at this gathering. With six hours sleep in a 48-hour period which caught Jim up in the hurry-scurry of last-minute details to be ironed out, he decided to lose his voice—most of it at least. At any rate, club officers dubbed him with



These two photos were taken at the very successful third annual banquet of the Corn Belt Citizens Banders, Inc., Bloomington, Ill. The group above is listening to a prerecorded talk made by your CB Editor for the occasion. At the right is a display of identification badges, decals, cards, etc., prepared by the well-known K9TVA Enterprises.





the moniker "Bullfrog Brook!" That's gratitude for you, Bullfrog!

**Walkie-Talk.** Twenty members of the Nineteeners Citizens Radio Service of Akron, Ohio, manned the official communications network for the 26th All-American Soap Box Derby. Sponsored by Chevrolet, newspapers, radio, TV and nonprofit organizations, the event required the use of four CB base stations and 16 walkie-talkies. Derby Week kept the Nineteeners busy relaying Soap Box Derby Champions' names and home towns as they arrived from all over the world. The relays were received by a booth announcer in front of the Sheraton Mayflower Hotel where the champs were officially welcomed by the city.

On the Friday preceding the main event, Akron residents watched as some 1500 Soap Box Derby marchers paraded down Main Street, also known as All-American Boulevard. Parade marshal George Brittain was able to keep an eye—rather an ear—on the entire parade movement through a walkie-equipped Nineteener member stationed at his side. Several other club members were perched atop two of Akron's largest department stores to coordinate the shower of confetti poured down upon the marchers, while several other Nineteeners positioned at strategic points aided in controlling the crowd of some 65,000 onlookers.

When Derby Day came, Burt Woodring, 19A8358, activities chairman for the Nineteeners, supervised network communications operations from a topside command post using base stations on channels 10 and 18. Traffic handled on these two network channels included coordination of a two-hour pre-race parade, assistance in ushering 80,000 spectators to their seats, distribution of programs for the big event and supplying transportation of "chow" for the other Derby workers. The Jam Handy Organization, which filmed the event for General Motors,

Members of the Nineteeners Citizens Radio Service of Akron, Ohio, assisted in the running of the recent 26th All-American Soap Box Derby races. Two of the Nineteeners who took part were Jim Harko (left) and John Mickel (below). In all, four CB base stations and 16 walkie-talkies were utilized.



also used the CB walkie-talkie net to keep informed of pertinent information regarding the Soap Box Derby.

All Nineteener club participants were experienced in handling the communications needed, having operated the radio net for the *Akron Beacon Journal's* local Soap Box Derby race the past two years. Club president Harold Baringer, 19Q1972, stated that the Nineteeners expect to set up communications for several other local sporting events this year, including collegiate football, cross-country races, swimming competition, and Akron's Junior Olympics. Plans for this year's Soap Box Derby are already being made, and the operation is expected to expand to four networks, including a 465-mc. CB net.

**Club Chatter.** The latest CB addition to the state of Texas has ridden (on a hoss, I guess) its way into being with the title of "White Rock Two-Way Radio Club of Dallas." The group has already assisted officials by manning the state fair Citizens Band network. This club monitors channel 11 twenty-four hours a day; meetings and coffee breaks are on Friday evenings. Those interested in saddling up with the group should contact Bob Schumann, KEH1135, 9929 Bethany Drive, Dallas, Texas.

The Arkansas Citizens Band Radio Club has published a 92-page CB directory of members and area clubs throughout the state. The state-wide organization conceived the idea back in 1961, and the culmination of their efforts appears in this descriptively detailed directory of information. Arkansas groups mentioned in the directory include Blytheville CB Club, U. S. Coast Guard Flotilla No. 87, Central Arkansas CB Radio Club, Dixieland CB Club, Grand Prairie

(Continued on page 105)

# Predicted Radio Receiving Conditions

*How the short-wave bands will  
sound for the next few months*

By **STANLEY LEINWOLL**, Radio Propagation Editor

EDITOR'S NOTE: Five years ago, most of the countries engaged in international broadcasting agreed to make major schedule changes four times a year. Schedule changes (frequencies and times) are necessitated by seasonal trends in radio wave propagation conditions.

For the past year, Stanley Leinwoll has been preparing month-to-month predictions of radio receiving conditions. To enhance the use of his material, the editors of POPULAR ELECTRONICS have decided to delete the monthly tabular listing and in its place publish a quarterly report. This report will conform with the practices established by the Geneva Radio Regulations and will appear in our March, May, September, and November issues.

**M**OST of the international broadcasting stations scattered throughout the world will make schedule changes on Sunday, March 1. These changes will be in effect during the months of March and April and will be revised on May 3. Frequency and broadcasting time schedules set up in May will continue throughout the summer season of May, June, July, and August. Changes will also be made on September 6 and November 1.

Utilizing the latest computer techniques to predict radio transmitting conditions, we have analyzed the international broadcasting bands and prepared the following summary for the spring of 1964.

**11 Meters** (25.60-26.10 mc). This international broadcasting band has been useless for the past few years. Since we are at the minimum of our sunspot cycle, very poor conditions will persist for another two or three years. No DX stations should be heard in this band.

**13 Meters** (21.45-21.75 mc). If you tuned to this band during the winter of 1963-64, you may have heard a few weak DX stations. These should have been audible only during the daylight hours. There may be some DX openings in the spring, but these will be confined to the reception of a few South American stations. For the most part, however, this band will be dead.

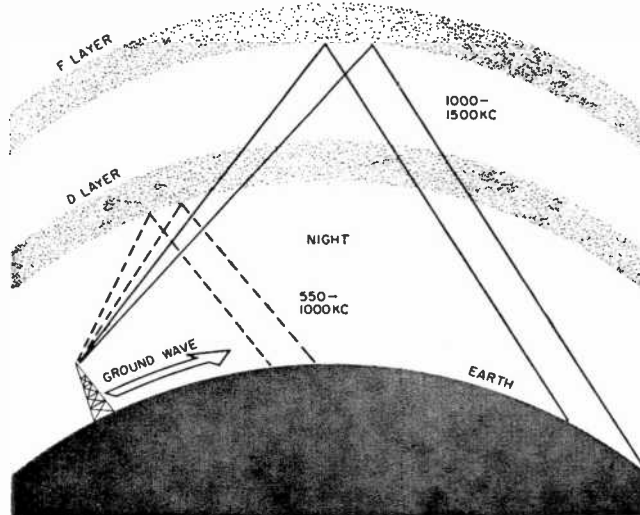
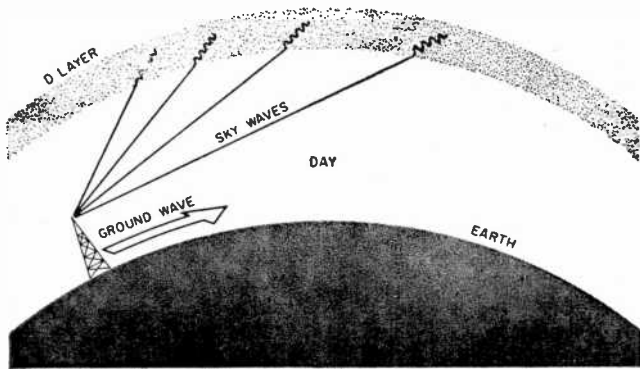
**16 Meters** (17.70-17.90 mc). There is considerably more international broadcasting activity in this band than in either the 11- or the 13-meter bands. In general, some DX can be expected during the daylight hours. Best results should be observed from stations transmitting in austral Asia, South America, Latin America, and Africa.

**19 Meters** (15.10-15.45 mc). This will be the best DX band during the daylight hours in March and April. Considerable DX should be heard from stations in the southern hemisphere and from transatlantic or transpacific DX stations from early morning to late afternoon.

**25 Meters** (11.70-11.97 mc). Expect to see less and less DX audible on this band during the spring. Signal strengths will be low and, during the daylight hours, the atmospheric noise will be high. Some DX may be heard from Latin America around sunset and in the early evening hours. Close-in stations (800-2000 miles) will be heard in the United States and Canada throughout the daylight hours.

**31 Meters** (9.50-9.77 mc). During local daylight hours, this band will be useful for short distances (500-2000 miles). At sunset and in the early evening hours reception will vary from very good to barely marginal. Expect to hear stations from the southern hemisphere and occasionally high-power broadcasters in Europe.

**41 and 49 Meters** (7.1-7.3 mc and 5.95-6.20 mc). In the hours of local darkness, these two bands will be very active. At sunset the best DX will be from the east—since the path of the radio signal is entirely in darkness. Around dawn, with darkness to the west, most DX heard on these bands will come from that direction. In the daylight hours, reception will be restricted to a range of 500-750 miles. All listeners can expect extremely severe interference levels due to the channel crowding on both bands. This is the same condition that persisted throughout the past winter.



## HOW AND WHY OF BROADCAST-BAND DX

During the past winter, DX'ing for stations in the standard AM broadcast band was especially good. Listeners east of the Mississippi reported that numerous European stations could be heard shortly after sunset. On the West Coast, broadcast-band stations in Japan, the Philippines, and Australasia could be intercepted.

Broadcast-band DX is possible only during the periods when most—or all—of the path between the transmitter and receiver is in total darkness. During the daylight hours, the ionosphere absorbs all of the sky-wave signal radiated by AM broadcasting stations. Around sunset, the D layer changes character; instead of absorbing radio waves, it reflects signals below about 1000 kc. Signals on the high-frequency end of the AM broadcast band pass unhindered through the D layer (during the nighttime hours) and are reflected by that part of the ionosphere called the F layer.

The maximum distance of D layer reflected signals is about 1200 miles. Signals reflected by the F layer will occasionally cover 2500 miles in a single hop. DX from more distant stations involves multiple reflections between the ionosphere and the earth.


**60 and 90 Meters** (47-5.0 mc and 3.2-3.4 mc). Conditions on both of these bands during the nighttime hours have been the best observed in the past decade. With the coming of spring, there will be an increase in atmospheric noise levels and a slow deterioration of conditions. On quiet nights when noise levels are down, excellent DX should still be heard. Listen for stations to the east after sunset and stations to the west just before dawn.

**Standard Broadcasts.** Scores of listeners had an opportunity in December, January, and February to hear their first transatlantic regular AM broadcast-band DX. Some stations from Europe may still be heard during the first few weeks of March. Atmospheric noise levels will be increasing, and by April practically all European DX stations will no longer be audible. Listen oc-

asionally for AM broadcasting stations from Latin America and the countries bordering the Caribbean along the South American coast.

**Wrap Up.** Summaries of radio receiving conditions will now appear in the March, May, September, and November issues of **POPULAR ELECTRONICS**. In addition to these summaries, a short discussion of general band conditions to be expected for that particular season will be included in each column. Our topics will range from sunspots, the ionosphere and ionospheric disturbances, to any other material thought to be of interest to the DX listener.

Your comments, questions and suggestions are always welcomed. Address them to the attention of Stanley Leinwoll, Radio Propagation Editor, **POPULAR ELECTRONICS**, 1 Park Ave., New York, N.Y. 10016. -30-



# Monthly Short-Wave Report

By **HANK BENNETT**, W2PNA/WPE2FT  
Short-Wave Editor

## MEET O. LUND JOHANSEN

**I**F YOU were to ask nearly any DX'er who he considered to be the best known person in short-wave listening, he most likely would answer: "O. Lund Johansen." Mr. Johansen's annual edition of the *World Radio TV Handbook* (his 1964 issue is the 18th) receives nearly as much use as the equipment in an average listening post. But while his name is synonymous with DX'ing, little is actually known in the U.S.A. about this respected Dane.



O. Lund Johansen

Olaf Johansen is 70 years of age and is a grandfather 16 times over. He has a long history of activity in the field of radio publishing which goes back almost to the birth of radio itself. As early as 1920 he published several technical handbooks on radio and a series of yearbooks on Danish broadcasting. In 1924 he published the first European radio journal, *Radiolyttern*. Later he was an editor with *Brelingske Tiden-*

*de*, one of Scandinavia's largest newspapers.

The idea for *WRTH* (formerly *World Radio Handbook*) was born about two years before the end of World War II, as a way to promote world peace and understanding. Considering his past efforts, it is not surprising that Mr. Johansen chose broadcasting as the best means to achieve this end. If radio listeners were to come to understand people in other countries and their way of life, through radio broadcasts, he felt that they would have to know what stations were on the air and when and where to tune for them. The natural answer was a book containing schedules, frequencies, and program information about the world's radio stations.

It wasn't that easy, however. It took two years of writing letters, contacting stations, telling them about the idea, and then getting them interested enough to cooperate. The larger broadcasters were immediately enthusiastic; others took more time and effort to convince.

The *WRH* appeared in print initially in 1947 with a small edition, due to its experimental nature. Today, after 17 years of publication, cooperation from most stations is good, although it is still difficult to get information from some of the Latin American stations. Mr. Johansen writes some 15,000 letters each year to insure

Short-wave listener E. J. Payette, Monroe, Mich., is shown with his Hallicrafters SX-42 receiver and RME DB-22 preselector. He has a 75' antenna.





An active Far Eastern DX'er, Hiroshi Kato of Kuse, Okayama, Japan, is also a radio amateur (JA4AKL). He uses a 6146 transmitter rated at 16 watts, and a 12-tube crystal-controlled double-conversion receiver, both homemade.

that the information in the book is as complete and up-to-date as possible.

News of stations appearing in *WRTH*, which is published yearly, is obtained from broadcast organizations, DX clubs, and listeners, as well as from the stations themselves. The primary responsibility for the accuracy of the information lies with the stations, of course. However, Mr. Johansen has much praise for short-wave listeners because of the help they have given him. (If you are interested in becoming a monitor for *WRTH*, write to Mr. Johansen at Lindorffsalle 1, Hellerup, Denmark).

In the beginning, Mr. Johansen was *WTH*. Now a staff of eight people is kept busy preparing the material for *WRTH* and other World Radio publications. It takes them an entire year to prepare one edition of *WRTH*.

Where does *WRTH* get the most use? Mr.

(Continued on page 107)

---



---

## ENGLISH-LANGUAGE NEWSCASTS TO NORTH AMERICA

---



---

*All of the stations below specifically beam English-language newscasts to the U.S.A. The times may vary a few minutes from day to day.*

COUNTRY	STATION	FREQUENCY (kc.)	TIMES (EST)
Australia	Melbourne	17,840, 15,220 9580	2030, 2130, 2230 0745
Bulgaria	Sofia	6070 (and/or 9700)	1900, 2000, 2300
Canada	Montreal	11,720, 9625, 5970	1800 (Caribbean)
East Congo	Leopoldville	11,755	1630, 2100, 2230
Czechoslovakia	Prague	9795, 9550, 7345, 6005*, 5930	2030, 2230
Denmark	Copenhagen	9520	2100, 2230
Finland	Helsinki	15,185	1530 (Mon., Fri.)
West Germany	Cologne	15,405, 11,795 9640, 6160 9735, 9575, 6145	1010 2035 0000
Hungary	Budapest	11,910, 9833, 7220 9833, 7220, 5960	1900 2230
Italy	Rome	11,905, 9575	1930, 2205
Lebanon	Beirut	11,890	1630
Netherlands	Hilversum	17,810, 15,445 11,950, 9590 9715, 6085 6035, 5985	1030 (Tues., Fri.) 1415 (Tues., Fri.) 1630 (exc. Sun.) 2030 (exc. Sun.)
Portugal	Lisbon	6185, 6025 (and/or 9740)	2105, 2305
Spain	Madrid	9360, 6130	2215, 2315, 0015
Sweden	Stockholm	17,840 9660	0900 2045, 2215
Switzerland	Berne	9665, 9535, 6165 15,315	2035 0950
U.S.S.R.	Moscow	9740, 9730, 9700, 9680, 9660, 9650, 9620, 9610, 9570, 7320, 7310, 7240, 7200, 7150 (may not all be in use at any one time)	1730, 1900, 2000, 2100, 2300, 0040
Vatican City	Vatican City	9645, 7250, 6145	1950

\*11,905 kc. will replace 6005 kc. in March



# thousands cheer

"... by far the best of any kit I have ever built"

"(Performance) excellent beyond expectations ... (Instructions) very satisfactory ..."

"... reproducing quality, ease of adjustment is excellent ... best laid out kit (of several kits I've built)."

"Terrific ... such a pleasure to build, I was almost sorry to see it finished."

"Better than my expectations, the sound is of the utmost quality ... much easier than other kits I have built."

"... excellent from the first time I plugged it in ... a wonderful piece of equipment ... I feel very proud."

"Perfect ... the first kit I have ever assembled ... next is KG-70 AM-FM-MX Tuner." (names on request)



## the incomparable *knight-kit* KG-870 solid-state 70 watt stereo amplifier kit

ONLY \$99<sup>95</sup>  
(less case)  
\$5 monthly

From the world's most experienced producer of solid-state hi-fi components—a years-ahead all-transistor stereo amplifier kit featuring 70 watts of IHFM music power directly coupled to your speakers...

### PROOF OF SUPERLATIVE VALUE

- Features direct-coupled output—no transformers or DC blocking capacitors in output stage—you get superb bass • 22 transistors and 4 diodes for instant, virtually heat-proof operation • 4 silicon pre-driven transistors for high audio stability • Output circuitry with thermal stability to protect transistors • Full controls and stereo inputs for complete flexibility; jack on front panel for stereo headphones • Absolutely no microphonics; virtually no hum or noise • Individual dual-concentric clutch-type bass and treble controls • Variable loudness control for full-range response at low listening levels • Tape monitor input switch • Rumble and scratch filters • Speaker phasing switch • Power output: IHFM music power, 70 watts; 35 watts per channel; sine wave, 28 watts per channel, 140 watts peak power • Response  $\pm 1$  db, 20-25,000 cps at rated power output • Harmonic distortion, 0.5%; IM below 1% at rated power output • Hum and and noise: Tuner—80 db; magnetic phono—68 db; tape head—60 db • Inputs: Tape head (NAB); Mag phono (RIAA); Tuner; Aux 1; Aux 2 • Separation exceeds 30 db on all inputs • Easy-to-build modular design • Plug-in transistor sockets • Specially engineered printed circuit board • With all parts, transistors, wire, solder, and famous step-by-step Knight-Kit instructions • Precision-look styling; handsome Sierra Gold and Charcoal panel • Size: 2 $\frac{3}{4}$  x 13 x 11" • For 110-125v., 60 cycle AC. Shpg. wt., 15 lbs.

typical of the quality and value of over 100 other great KNIGHT-KITS

EASY CREDIT TERMS AVAILABLE

**ALLIED RADIO**  
America's High Fidelity Center

Thousands have built the KG-870 with complete satisfaction. Hundreds have written to describe it, using these words repeatedly: "Beyond expectations." In terms of *proved* experience—for pure and true musical reproduction, and for sheer ease of building, the KG-870 is truly *beyond expectations*. At the price, there is nothing comparable—for proof, you have only to check the actual specifications (box at left). You can buy and build the KG-870 with absolute confidence—order it today ... an exceptional \$99<sup>95</sup> (less case) buy in kit form at only

(Factory Assembled, only \$149.95) (Brown Metal Case for KG-870, only \$6.95) (Oiled Walnut Wood Case for KG-870—illustrated—only \$12.95)



### Matching KG-70 AM-FM-MX Tuner Kit

Solid-state tuner kit for sparkling multiplex FM, plus wideband FM and sensitive AM. Pre-wired and pre-aligned front-end and IF circuits. Packed with latest design features. 2 $\frac{3}{4}$  x 11 x 9 $\frac{1}{4}$ ". Shpg. wt., 13 lbs. 83 YX 704GK • KG-70 Kit, less case ... \$99<sup>95</sup>

satisfaction guaranteed or your money back

ALLIED RADIO  
100 N. Western Ave., Chicago 80, Ill.

Ship me the following:

- Knight-Kit KG-870 Amplifier Kit 83 YX 603 GK
- KG-870 Amplifier factory assembled 83 YU 548 GK
- Metal Case, 7 lbs. 83 YX 036 GK.  Wood Case, 9 lbs. 83 YX 035 GK.
- \$ \_\_\_\_\_ enclosed (check) (money order)
- Send complete descriptive brochure

Name \_\_\_\_\_  
PLEASE PRINT

Address \_\_\_\_\_

City \_\_\_\_\_ Zone \_\_\_\_\_ State \_\_\_\_\_

Exclusive with **RCA** ...

**AUTOTEXT**®

**the faster,  
easier way  
toward a career  
in electronics**

**Amazing home training method makes learning almost automatic**




**Exclusive with RCA.** "AUTOTEXT" the revolutionary home training method introduced by RCA Institutes, Inc., is stirring the interest of thousands. Every day, "AUTOTEXT" is helping people like yourself join the thousands of other successful electronic students who are working toward profitable careers right now! This faster, easier way to learn electronics uses the latest scientific development in the field of home training—and "AUTOTEXT" is exclusive with RCA.

**New trend in education.** This exciting new trend in education represents a significant advance in teaching electronics. People who have been interested in careers in electronics in the past, but have had difficulty with conventional home training methods, can now begin to master the fundamental principles of electronics almost automatically. Tested in schools throughout the country, checked out and proved with thousands of students, programmed instruction is helping people learn more quickly and with less effort.

**Prove it to yourself now!** If you have a natural inclination or interest in the exciting field of electronics, that's all you need. RCA "AUTOTEXT" will help you do the rest. And the future is unlimited. Jobs are available for qualified technicians in Space Electronics, Communications, TV, Computer Programming, Automation, and many other electronic fields. The important thing is to get started now!

**Complete course available.** Right now, RCA Institutes offers you a complete Home Training Course ("Introduction to Electronics") using the "AUTOTEXT" method. You get a complete set of theory lessons, service practice lessons, experiment lessons, and all the kits you need. And most important, "AUTOTEXT" takes most of the effort out of learning the all-important groundwork of the electronics field.

**Get complete information now without obligation.** Send the attached postcard and check "AUTOTEXT".



# Wide choice of Home Training courses in Electronics:

- Autotext  
Introduction to Electronics
- TV Servicing
- Color TV
- Communications Electronics
- FCC License Preparation
- Mobile Communications
- Automation Electronics
- Electronic Fundamentals  
(also available in Spanish)
- Computer Programming
- Transistors
- Electronic Drafting
- Industrial Electronics  
Automatic Controls  
Industrial Applications  
Nuclear Instrumentation  
Digital Techniques

RCA Institutes Home Training Courses are complete step by step easy-to-understand units. You get prime quality equipment in the kits furnished to you, and all of it is top grade. It's yours to keep and use on the job.

**Liberal Tuition Plan.** RCA Institutes Home Training Courses are available under a liberal tuition plan that affords you the most economical possible method of home training. You pay for lessons only as you order them. If, for any reason, you should wish to interrupt your training, you can do so and you will not owe a cent until you resume the course. No long-term obligations!

**Set Your Own Pace.** RCA Institutes Home Training takes into consideration your own ability, finances and time. You learn at your own speed, in the most effective manner, with personalized instruction every step of the way. You get theory, experiment, and service practice beginning with the very first lesson. All lessons are profusely illustrated—a complete training package in every way.

## CLASSROOM TRAINING

RCA Institutes Resident Schools in New York City, and RCA Technical Institute in Cherry Hill near Camden, N. J., offer classroom training that will prepare you to work in rewarding research and production positions in many fields of electronics. No previous technical training required for admission. You are eligible even if you haven't completed high school.

**Free Placement Service.** RCA Institutes Resident School graduates are now employed in important jobs at military installations, with important companies such as IBM, Bell Telephone Labs, General Electric, RCA, in radio and TV stations and in communications systems all over the country. Many other graduates have opened their own businesses. A recent New York Resident School class had 92% of the graduates who used the FREE Placement Service accepted by leading electronics companies, and had their jobs waiting for them on the day they graduated!

**Coeducational Day and Evening Courses** are available at Resident Schools. You can prepare for a career in electronics while continuing your normal, full-time or part-time employment. Regular classes start four times a year.

SEND POSTCARD FOR FREE ILLUSTRATED BOOK TODAY! SPECIFY "AUTOTEXT", HOME STUDY OR CLASSROOM TRAINING.

**RCA INSTITUTES, INC.** Dept. PE-34

A Service of Radio Corporation of America,  
350 West 4th St., New York, N. Y. 10014



The Most Trusted Name in Electronics

## VHF Listener

(Continued from page 56)

The case shown in the photographs was handmade in an effort to give the "Listener" a professional appearance. However, the Minibox specified in the Parts List is quite satisfactory, and saves much work.

The dial is a 2" aluminum disc cut from sheet material, but heavy artist's board or stiff sheet plastic is equally good. If you use metal, sand the surface with very fine sandpaper and put the calibration marks on with India ink. A light priming coat of clear krylon spray will make the ink flow on perfectly. After the ink has dried, spray several coats on the dial to protect the markings.

**Testing and Calibration.** Temporarily connect a 0.1- $\mu$ f. capacitor between point 1 and 2 on the schematic. This will bypass the squelch circuit while the detector is being tested. Connect a 10,000-ohm resistor in series with a 100,000-ohm potentiometer and temporarily substitute this combination for bias resistor *R5*. Attach the fixed resistor end of the combination to the base of *Q2*. Turn *C6* to minimum capacitance and connect the antenna. With the audio volume turned up full, vary the 100,000-ohm test bias potentiometer. At some point a loud hiss will indicate correct detector operation.

With the temporary bias potentiometer still in place, calibrate the dial. If a grid dip meter is used, keep the signal weak by keeping dipper and Listener well separated. With a generator, a short antenna plugged into the output may be needed. When the signal source is tuned to the detector frequency, the audio hiss will drop noticeably in volume. The frequency range tuned by the detector may be adjusted by squeezing or stretching *L4* slightly to change its inductance. You may also need to readjust the bias on *Q2* with the temporary bias potentiometer. For the Citizens Band version, set the frequency range covered by adjusting *L4* and *C6a* in alternate steps.

Tune near the center of the band, and adjust antenna capacitor *C1* for loudest volume (or lowest hiss level if your signal source is not modulated). It will not

be necessary to change this setting when tuning other parts of the band.

Now measure the total resistance of the temporary resistor-potentiometer bias combination, and install a fixed resistor (*R5*) of the nearest standard value. The optimum value for *R5* depends slightly on the voltage of battery *B1*, and the detector may fail to operate near the high end of the band when the voltage of an aging battery begins to drop.

If this happens with a relatively fresh battery, lower the value of *R5* slightly. The current drain on both batteries is only about 5 ma., so they will give many hours of service. A manganese-alkaline battery such as the Burgess 2MN6 is ideal for *B1* since it holds an almost constant voltage until the end of its long life.

When the detector is working satisfactorily, remove the temporary capacitor between points 1 and 2. With squelch control *R11* fully counterclockwise, the detector hiss should be heard. When fully clockwise, the audio output should be silent. Check squelch operation over the entire tuning range. If it does not operate properly over the full range, a slight adjustment in the value of *R12* may be necessary.

For most sensitive receiver operation, the squelch control should be set as close as possible to the turn-on point. If the receiver is left on for extended periods of time, check the squelch setting periodically.

Thanks to the relatively broad tuned circuits of the Listener, tuning to a given channel is not critical. Also, the broad tuning and very low warm-up drift make the set stay "put" on a selected channel without constant retuning.


If you have built the unit for the aircraft band, here's a word of caution. Even though the r.f. stage cuts detector radiation to a relatively low value, very sensitive aircraft receivers may still pick it up and experience troublesome interference when they are very close. For this reason you should never operate the VHF Listener while in a commercial airliner, or closer than several hundred feet to a control tower or airport. If you are interested in listening at this close range, refer to "Airline Eavesdropper," POPULAR ELECTRONICS, April, 1963, for a suitable circuit.

-50-

# Heathkit's great base station deserves



## an equally fine working partner!



In a two-way radio communications system, overall performance is only as good as it's weakest link. The deluxe Heathkit GW-42 "Master Station" CB Transceiver teamed up with the powerful GW-52 1-watt "Walkie-Talkie" brings you Citizen's Band radio facilities of outstanding capability with complete freedom and mobility of operations. Check and compare the many features offered in Heathkit equipment with any other... see why Heathkit is your best buy in CB!

### "Master Station" CB Transceiver

- 5 Crystal-controlled transmit & receive channels • Built-in 3-way power supply • Built-in 4-tone selective call circuitry • All-channel receiver tuning • Built-in tuning meter • Adjustable squelch control • Switchable automatic noise limiter • Push-to-talk microphone • Beautifully styled • Easy-to-build.

Kit GW-42... 23 lbs..... \$119.95  
 Assembled GWW-42... 22 lbs..... \$189.95

### 1 Watt Walkie-Talkie

- Rugged 10-transistor, 2-diode circuit • Long-range transmitter—1-watt input • Sensitive superheterodyne receiver with RF stage • Adjustable squelch control • Automatic noise limiter • Crystal-controlled transmit & receive channels • \$20 rechargeable battery included

- Built-in 117 v. AC battery charger • Built-in battery condition meter • Easy circuit board assembly.

Kit GW-52... 4 lbs..... \$ 74.95  
 Assembled GWW-52... 4 lbs..... \$124.95



### FREE 1964 HEATHKIT CATALOG

See these and over 250 other exciting Heathkits available in easy-to-build kit form. Save 50% or more by doing the easy assembly yourself! Send for your free catalog today!



### HEATH COMPANY

Dept. 10, Benton Harbor, Mich. 49023

- Enclosed is \$\_\_\_\_\_, plus postage. Please send model (s)\_\_\_\_\_.
- Please send my Free 1964 Heathkit Catalog.

Name \_\_\_\_\_

Address \_\_\_\_\_

City \_\_\_\_\_ State \_\_\_\_\_ Zip \_\_\_\_\_

GX-124R

CIRCLE NO. 12 ON READER SERVICE PAGE

## The Hot Hot Meter

(Continued from page 71)

enough neutrons emitted by random fission to prevent any chain reaction. However, when the rods are pulled far enough out of the core, a mixture of plutonium and beryllium contained in that other long guide tube furnishes sufficient neutrons to start a chain reaction, and the reactor becomes critical. Once started, this chain reaction is self-sustaining, and its energy level is controlled by how far the rods are pulled from the core.

"While the reactor is rated at ten kw.," Professor Dailey continued, "we are only licensed for one kw., so that's the maximum amount of nuclear energy we generate. Four neutron detectors near the core constantly monitor the rate at which the uranium is fissioning. This information is displayed on meters and also operates recording devices in that cabinet next to the control console to keep a detailed record of the core's activity."

"Is the thing pretty safe?" Carl asked a little nervously from where he stood near the console.

"Three scintillation detectors—over the pool, under the console, and there by the water processing system—monitor radiation continuously, and the radiation level in this room is always about equal to that from a luminous-dial wrist watch. Many cities at high elevations receive far more radiation from space. All air entering and leaving this room is filtered. Water in the pool is continually filtered by a process that removes all dirt particles which might eventually interfere with a clear view of the core, become irradiated, or corrode the aluminum parts. A de-mineralizer also removes salts. You could fall into the pool without receiving a lethal dose of radiation. Actually, you're safer standing here than you are crossing the street."

"Then how come this big red button on the console says SCRAM?"

"It's not what you think," Professor Dailey said, grinning. "It doesn't mean 'Head for the hills, the dam's busted!' Automatic controls hold the radiation energy at any desired, preset level; but if the operator, for any reason, wants to

stop the reactor quickly, he can do so by pushing that button. It drops the two boron rods into the core and stops the chain reaction immediately."



"Well, we'd better get on with our little project," the professor declared. "I decided we should irradiate about a tenth of a gram of indium powder and mix it with paint used on the meter cases. We often use indium foil for measuring neutron flux. It has a half-life of sixty-four minutes, which is to say, its induced radioactivity is halved every sixty-four minutes. I estimate that with the reactor running at one kw. the indium powder will be saturated in eight to ten hours. It should remain sufficiently radioactive for your purposes for at least five hours.

"So we'll start the reactor now. Then, at about three p.m. we'll mix the radioactive indium powder into a small amount of the quick-drying lacquer used on the meter cases. You'll rush this to the factory. The meter painter has been stalling so as to have a good batch of painted meters in his booth. He'll brush some of the blending radioactive paint on the back of each meter case and start the specially painted meters down the line before four o'clock. If one is stolen, it should be from this batch; and when it's carried through the gate shortly after five, it will still be sufficiently radioactive to register strongly on a scintillator."

While speaking, the professor picked up a powder-filled medicine capsule and placed it in a watertight aluminum container. As the rest watched, he used a long handling tool to lower the container to the reactor and place it in one of the



# From Parts...



# To Picture In Just 25 Hours



## Heathkit High Fidelity Color TV For As Low As \$349

25 hours of relaxing fun! That's all! And you've built the *new* Heathkit High Fidelity 21" Color TV with the finest color circuitry, components, and performance possible today. Goes together quickly, easily. *No* special skills or knowledge required! And you enjoy quality features and "true-to-life" color pictures comparable to units costing \$600 or more!

**Compare These Heathkit Features With Others!** 27 tube, 8-diode circuit with optional UHF • High definition RCA 70° 21" color tube with anti-glare, bonded-face safety glass • Degaussing coil & built-in dot generator for perfect picture adjustments • Automatic Color Control • Gated Automatic Gain Control for peak performance • 24,000 volt regulated picture power • Hi-Fi sound with outputs for speaker and hi-fi amp • Deluxe Nuvistor tuner with "push-to-tune" fine tuning for individual channels • 3-Stage high gain video I.F. • Line thermistor for longer tube life and thermal circuit breaker for component protection • All critical circuits factory built & tested • Can be custom mounted (requires GRA-53-3 mounting kit) or installed in handsome walnut finish hardboard cabinet • One year warranty on picture tube, 90 days on parts.

**Learn Color TV Theory—Save on Maintenance Costs!** The Heathkit instruction manual contains circuit diagrams, alignment, and theory sections so you can easily make necessary adjustments with confidence.

**Enjoy The Beauty Of Color TV** with the added fun and satisfaction of a Heathkit! Order now!

*Kit GR-53, chassis & tubes, 118 lbs. . . . . \$349.00*

*GRA-53-1, walnut hardboard cabinet, 70 lbs. . . . \$49.00*

*GRA-53-3, custom mounting kit, 10 lbs. . . . . \$4.00*

*GRA-53-2, UHF Converter, 3 lbs. . . . . \$20.00*



**FREE 1964 HEATHKIT CATALOG**

Gives full description and specifications of Color TV, plus over 250 others in Test, Amateur Radio, Hi-Fi, Marine, Educational fields! Send for your Free copy now!



**HEATH COMPANY**  
Benton Harbor, Mich. 49023

10-3-1

Enclosed is \$\_\_\_\_\_, plus shipping. Please send model (s)\_\_\_\_\_

Please send my Free 1964 Heathkit Catalog.

Name \_\_\_\_\_

Address \_\_\_\_\_

City \_\_\_\_\_ State \_\_\_\_\_ Zip \_\_\_\_\_

CL-168R

CIRCLE NO. 12 ON READER SERVICE PAGE

cylindrical tubes surrounding the core. Then he sat down at the console and began to throw switches and turn knobs while his assistants called out meter readings. Motors inched the control rods from the core until suddenly jumping meter pointers indicated that the reactor was critical. Carefully, the energy level was raised to the one-kw. maximum.

"Now," Professor Dailey said, "I'm going to get breakfast, and I presume you two want to do the same. Johnson and Selden will keep things cooking here until we come back at three."

Carl continued to stare down into the pool for a few seconds before turning toward the door. "You can't tell that a thing's going on down there," he said. "It seems like there ought to be a loud humming sound, metal glowing red hot, lights flashing, or something. This thing's spooky!"

**T**HE BOYS were back at the reactor promptly at three with a quarter-pint of paint from the factory. The reactor was shut down, and Professor Dailey removed the aluminum container from the isotope cylinder, took out the powder-filled capsule, and dropped it into the paint.

"The capsule will dissolve quickly and release the radioactive powder beneath the surface of the paint," he explained. "That way there's no danger of radioactive particles getting into the air and possibly being inhaled. Now you better take off; but let us know what happens."

Carl and Jerry drove along the speedy highway bypass to the Tuncan Meter plant and delivered the paint to the plant manager. They waited around until nearly five and then took up positions near the exit gate, each with his own theatrical "props." Jerry, wearing dark sunglasses, stood to the right of the gate cradling what was ostensibly a bag of groceries in his arms—at least, a stalk of celery was sticking out of the top. In the bottom, though, where he could easily see its meter, was a sensitive radiation detector borrowed from the nuclear engineering department. Carl idly dribbled a basketball about the parking lot close by.

While the men filed past, Jerry kept his eyes, hidden behind the dark lenses, glued to the meter of the scintillator, but

almost all the workers passed through and the line began to thin out without the meter giving any indication, and he began to fear that something had gone wrong. Then a sallow-complexioned man wearing a heavy Mackinaw and a pair of ill-fitting large white cotton gloves came through carrying a dinner bucket in his left hand, and the meter pointer swung over sharply.

Thinking that the meter was probably in the dinner bucket, Jerry casually lowered his meter to waist level and walked to the left side of the man. The meter reading was much lower. When he moved back to the right side, the original reading was restored; and when the man raised his hand to settle his hat on his head, the meter pointer dipped sharply.

"He must have the meter in the palm of his hand inside that oversize glove!" Jerry thought to himself. Carl, who had been dribbling the basketball along in front of the man to distract his attention from Jerry's maneuvering, was watching out of the corner of his eye. When he saw Jerry staring pointedly at the big glove on the man's right hand, he began to dribble, feint, and wheel madly. Suddenly he lurched backwards and crashed into the sallow-complexioned man, knocking him to the asphalt-covered parking lot.

"Oh, I'm sorry!" Carl exclaimed, reaching down to help the man up. The latter instinctively reached for Carl's outstretched hand, but Carl managed to clutch only the tips of the glove fingers and give them a jerk. The glove slid off the man's hand, and a dove-colored running-time meter fell from the empty cuff and went bouncing across the lot. As if by magic, but actually through careful planning, a plain-clothes detective appeared out of the crowd and placed the man under arrest.


"Well," Carl remarked as they watched the detective hustling his prisoner into a waiting squad car, "the man knew that meter he stole was hot, but he didn't know how hot! You know I kind of go for this nuclear engineering jazz. It seems to fit in mighty well with electronics. We can't work around the reactor until we're at least seniors, but let's go see if Professor Dailey won't suggest some books we can be reading to sort of bone up on it!"

-50-



# Big in Power and Popularity

# Little in Size and Cost



## Heathkit Single Band SSB Transceivers... \$119.95

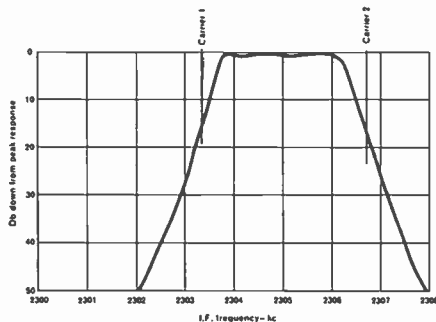
It's easy to see why the new Heathkit SSB Single Band Transceivers are heard so often on the air today—in both fixed and mobile operation! They are compact (less than 1/2 cubic foot), lightweight (only 12 lbs.), loaded with versatile features and pack more input power-per-ounce than any other comparable unit (200 watts PEP). And best of all you save two thirds the cost of three band units by buying only the band you need. Assembly is a marvel of simplicity (only 15 hours) with over 90% of the components mounted on a heavy-duty circuit board. The rugged one-piece steel chassis is welded and braced to withstand plenty of abuse . . . dependable operation with maximum stability. Choose 80, 40, or 20 meter models, or all three, now and enjoy versatile, power-packed performance at lowest cost!

### Check These Features!

- True Transceiver for one-band, one sideband operation
- 200 watts PEP RF input
- Crystal filter type SSB generation
- Automatic level control
- PTT and VOX circuits built-in
- Low frequency VFO (1.5-1.7 mv) for greater stability
- 2 kc dial calibration
- 6" of band-spread
- Vernier tuning
- Provision for operation with Linear Amplifier
- Fast, easy, circuit board assembly
- Complete with one-piece steel cabinet and "gimbal" mounting bracket.

- Kit HW-12, 80-meter (LSB) . . . 15 lbs. . . . . \$119.95
- Kit HW-22, 40-meter (LSB) . . . 15 lbs. . . . . \$119.95
- Kit HW-32, 20-meter (USB) . . . 15 lbs. . . . . \$119.95
- Kit HW-42 (all 3 models) 45 lbs. . . . . Save \$39.85 . . \$320.00
- Kit HP-13, DC power supply. . . 7 lbs. . . . . \$59.95
- Kit HP-23, AC power supply. . . 18 lbs. . . . . \$39.95
- GH-12: Push-to-talk microphone. . . 2 lbs. . . . . \$6.95
- Kit HR-10A: Plug-in 100 kc crystal calibrator. 1 lb. \$8.95

**SPECIFICATIONS**—RF input: 200 watts PEP. Sideband generation: Crystal lattice bandpass filter method. Stability: 200 cps per hour after warm-up. Carrier & unwanted sideband suppression: 45 db. Frequency coverage: HW-12, 3.8-4.0 mc; HW-22, 7.2-7.3 mc; HW-32, 14.2-24.35 mc. Receiver sensitivity: 1 uv for 15 db S + N/N ratio. Receiver selectivity: 2.7 kc @ 6 db, 6.0 kc @ 50 db. Output: 50 ohm fixed (unbalanced). Operation: HW-12 & HW-22, LSB; HW-32, USB. Audio output: 1 watt @ 8 ohms. Mike input: Hi-Z. Panel controls: Frequency, final tune, function (OFF-PTT-VOX-TUNE), RF gain, AF gain, (pull for crystal calibrator), VOX gain, meter. Front panel screwdriver adjust for S-meter and VOX delay. Rear panel controls: Mike gain, tune level, final bias. Tube complement: Fourteen tube heterodyne circuit; (3) 6EAB's mic. amp., VOX relay amp., IF amp., RF amp., Rcvr. mixer; (5) 6AU6's, VFO, VOX amp., I<sup>1</sup> amp., Xmtr. mixer; (1) 6BE6, VFO isolator (HW-12), Hel., Osc. and mixer (HW-22 & HW-32); (1) 12BY7, Driver; (1) 12AU7, Xtal osc. product det.; (1) 6EBB, Audio amp. and output; (2) 6GE5 RF output. Power requirements: 800 VDC @ 250 MA peak, 250 VDC @ 100 MA, -125 VDC @ 5 MA, 12 VAC or VDC @ 3.75 amperes. Cabinet dimensions: 6 1/2" H x 12" W x 9 1/2" D.



A "pre-designed" full lattice crystal filter provides selectivity and unwanted sideband suppression comparable to the most expensive transceivers. Note the narrow bandpass (2.7 kc at 6 db), steep skirts (6.0 kc at 50 db), and low passband ripple (less than 1 db).



### HEATH COMPANY

Benton Harbor, Mich. 49023

10-3-3

In Canada: Daystrom, Ltd., Cooksville, Ont.

Enclosed is \$ \_\_\_\_\_ plus postage. Please send model(s) \_\_\_\_\_.

Please send my Free 1964 Heathkit Catalog.

Name \_\_\_\_\_

Address \_\_\_\_\_

City \_\_\_\_\_ State \_\_\_\_\_ Zip \_\_\_\_\_

Prices & specifications subject to change without notice. AM-145



### FREE CATALOG

Send for your free copy today! Fully illustrates over 250 exciting Heathkits at savings of 50% or more! Choose from the world's largest selection of quality Test, Amateur Radic, Marine, Hi-Fi, Educational and General Hobby kits.

CIRCLE NO. 12 ON READER SERVICE PAGE

# DRAFTING

Let RCA train you at home for a profitable career!

Start now! Many opportunities in mechanical and electronic fields await trained draftsmen. RCA Institutes Home Training Course in Drafting will help qualify you for a responsible position on commercial or military projects. No previous technical training required. Liberal tuition plan. Classroom training at RCA Institutes Resident School in New York also available. Send coupon now for FREE BOOK and complete information.



**RCA Institutes, Inc.**  
A Service of Radio Corporation of America

RCA Institutes, Inc., Dept. PEX-34  
350 West Fourth Street, New York, N. Y. 10014  
Please rush me your FREE illustrated book and complete information about Home Training   
Classroom Training . No obligation. No salesman will call.  
Name..... Age.....  
(please print)  
Address .....,  
City..... State..... Zip.....

## terrific stereo speaker buy...

Superbly hand-crafted Argos Petite two-way speaker system, just **\$24.95** each

- 50-17,000 cps response • two Jensen speakers
- volume control • polarized for stereo • genuine walnut cabinet • hand-rubbed oil finish • a trim 18" x 12" x 3 3/4".



Bookshelf-sized Argos Catalina, same price. Wood-grained vinyl finish.

Write for FREE CATALOG

**Argos**  
PRODUCTS COMPANY  
Dept. C Genoa, Illinois 60135

CIRCLE NO. 3 ON READER SERVICE PAGE

## Transistor Topics

(Continued from page 74)

vice and the point where the soldering iron is applied. Once the soldering operation is completed, the temporary heat sink is removed.

A variety of heat sink assemblies designed for permanent installation are available commercially. Unfortunately, the hobbyist doesn't always have access to these devices and must seek substitutes. Several useful techniques are illustrated in Fig. 5.

The use of a fuse clip, metal cable clamp and coil spring as heat sinks for small transistors is shown in Figs. 5(a), 5(b) and 5(c), respectively. In each case, the heat sink is attached to a metal chassis to aid heat dissipation.

Use of a small "U" chassis and a drawn

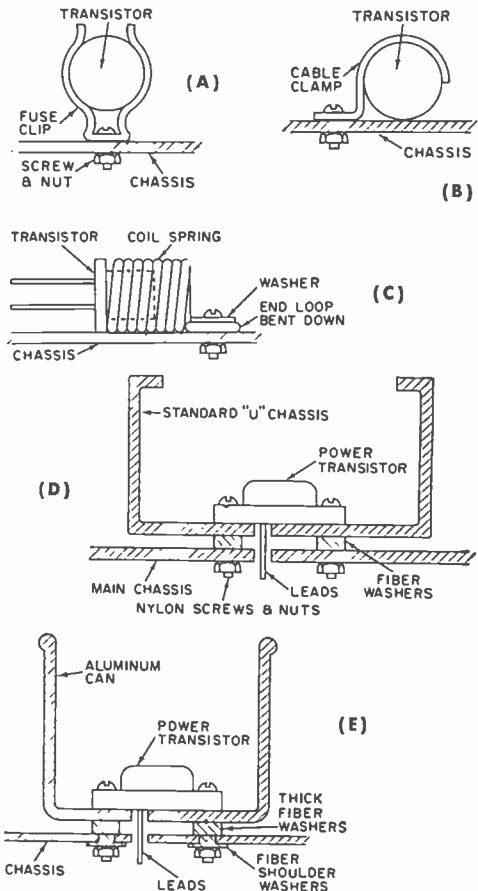



Fig. 5. You can make a heat sink using any of these methods: (A) fuse clip; (B) cable clamp; (C) coil spring; (D) small chassis; (E) aluminum can.

Always say you saw it in—POPULAR ELECTRONICS



This is the proper way to use long-nose pliers to conduct heat away from the leads while soldering.

aluminum can as power transistor heat sinks is illustrated in Figs. 5(d) and 5(e). Small chassis suitable for use as heat sinks are available commercially, or may be bent from scraps of aluminum from the junk box. The kitchen is a good source of drawn aluminum cans for several types of food-stuffs are now packed in such containers.

In some cases, the heat sink must be electrically insulated from the equipment's main chassis. This can be accomplished by using Nylon screws and nuts and flat fiber washers, as in Fig. 5(d), or flat and shoulder washers, as in Fig. 5(e). In other cases, the semiconductor device itself is insulated with respect to the heat sink, generally by means of a flat mica washer and suitable insulating washers for the mounting screws. Heat-conductive silicone grease can be spread on the heat sink and device mating surfaces to improve heat transfer.

**New Literature.** A number of major manufacturers have published good-sized books covering semiconductor circuit design and applications. As a general rule, these are "best buys," for they contain an exceptional amount of practical information. Several recent offerings are listed below.

**Switching Transistor Handbook**—Published by Motorola Semiconductor Products, Inc. (5005 East McDowell Rd., Phoenix 8, Ariz.), this 365-page book covers switching transistor circuit design and characteristics. It sells for \$2.50 through franchised Motorola distributors.

**Silicon Controlled Rectifier Designer's Handbook**—Selling for \$2 per copy, this book covers the SCR and its application in considerable detail, with data on SCR operation and construction, design techniques, characteristics, test methods, and—of particular value to the hobbyist—a considerable

## NOW! SUBSCRIBE TO THE NEW PHOTOFACT® SPECIALIZED SERVICE DATA SERIES!

PHOTOFACT—the world's finest service data—is now available in handy series volumes covering the following specialized servicing areas: *Transistor Radios, Auto Radios, Tape Recorders, and CB Radios.* Volumes in each series include a wealth of complete, authoritative, *current* PHOTOFACT service data: Standard Notation Schematics®, CircuiTrace®, chassis photos, replacement parts lists, alignment instructions—everything you need for time-saving, profitable repair work!



### Transistor Radio Series

Twelve to fifteen volumes issued each year—keeps you up-to-date on Transistor Radio models. Each volume covers 40-50 popular late models. Regular price per volume, \$2.95—only \$2.65 each when purchased on a yearly subscription—you save 30¢ per volume!



### Auto Radio Series

Issued six to eight times yearly—gives you timely PHOTOFACT service data on current Auto Radio output. Each volume covers 40-60 popular late models. Regular price per volume, \$2.95—only \$2.65 each when purchased on a yearly subscription—you save 30¢ per volume!



### CB Radio Series

Two to three volumes issued yearly—complete PHOTOFACT coverage of all popular CB Radio models as released. Regular price per volume, \$2.95—only \$2.65 each when purchased on a yearly subscription—you save 30¢ per volume!



### Tape Recorder Series

Two volumes issued yearly, to bring you complete PHOTOFACT coverage of all important, late model Tape Recorders. Regular price per volume, \$4.95—only \$4.65 each when purchased on a yearly subscription—you save 30¢ per volume!

**TO SUBSCRIBE, SEND COUPON BELOW!**

HOWARD W. SAMS & CO., INC., Dept. PEF-3  
4300 W. 62nd St., Indianapolis 6, Ind.

Enter my subscription for one year to the following PHOTOFACT Specialized Service Data Series:

- Transistor Radio Series       Auto Radio Series  
 CB Radio Series                 Tape Recorder Series

My Distributor is: \_\_\_\_\_

Name \_\_\_\_\_

Address \_\_\_\_\_

City \_\_\_\_\_ Zone \_\_\_\_\_ State \_\_\_\_\_

**CIRCLE NO. 32 ON READER SERVICE PAGE**

# BIG MONEY IN THE 4 CORNERS OF THE WORLD!

in TELEVISION, RADIO,  
ELECTRONICS, RADAR, SONAR  
ONLY CHRISTY OFFERS  
COMPLETE TRAINING!

Investigate the Christy Complete Course. Why be satisfied with less? CTS Shop Method, Home Training makes learning easy. You learn by working with actual equipment. You receive Comprehensive training from the start. Can EARN AS YOU LEARN. You become qualified to open your own Electronics Repair business or to gain high pay as a TV, Radio, Electronics, etc., Technician.



19 TRAINING KITS INCLUDED!  
You receive a Multi-Tester, Oscillator, Signal Tracer, Oscilloscope, Signal Generator, Electronic Timer, Regenerative Radio, 24" TV set (optional) and other valuable testing equipment. FREE BOOK and TWO FREE LESSONS yours for the asking! No obligation.



**CHRISTY TRADES SCHOOL**  
3214 W. Lawrence Ave.,  
Chicago 60625

CHRISTY TRADES SCHOOL, Dept. T-1614  
3214 W. Lawrence Ave., Chicago 60625  
Please send me the 3 FREE BOOKS and Special Form for PAYING LATER from EARNINGS MADE WHILE LEARNING.

NAME ..... AGE.....  
ADDRESS .....  
CITY ..... ZONE ..... STATE .....

CIRCLE NO. 6 ON READER SERVICE PAGE

number of practical circuits, with parts values given. It's published by the Semiconductor Division of Westinghouse Electric Corporation, (Youngwood, Pa).

*Tunnel Diodes*—Identified as Technical Manual TD-30, this \$1.50 book is published by RCA's Semiconductor and Materials Division (Somerville, N.J.). It contains 160 pages of valuable technical information and circuit data.

As a famous film cartoon character is wont to say . . . "That's all, folks!" Back next month.

—Lou

## For Greater Safety (Continued from page 76)

inadvertently leaving the emergency switch on. Figure 2, page 76, shows the necessary changes for a four-light flashing switch.

The most convenient way to connect the leads from the emergency switch to the turn-signal switch leads is to strip the free ends about 3/8", fan out the strands, and insert the lead into the socket half of the proper bullet connector. Then reassemble the connector, making sure no bare wire is left exposed.

To keep from distorting the connectors, light gauge wire (#22 or #24) should be used on the emergency switch. Since these leads will probably be less than a foot long, no appreciable voltage drop will be introduced. To make the job even easier, it's a good idea to prewire the switch with the proper length leads for the mounting location chosen, then mount the switch.

The author's car, a 1962 Ford, already had cutouts in the lower face of the instrument panel for mounting accessory controls. These were concealed by an aluminum trim panel, making it easy to bore a hole for a three-pole rotary switch. To give the installation more of a built-in look, a matching replacement knob was purchased and the switch shaft turned down to fit into it.

No matter how simple or elaborate your installation, the important thing is the large amount of safety that can be bought with a light-flashing switch costing literally pennies.

—50—

Always say you saw it in—POPULAR ELECTRONICS

37¢  
ea.

## MICRO

### ELECTRON TUBE CO.

P.O. Box 55, Park Station  
Paterson 3, New Jersey

**\$35**  
PER  
HUNDRED  
ASSTD

*Fabulous Low Prices!  
Large Select Stocks!  
Dependable, Fast Service!*

SEND FOR FREE COMPLETE LIST OF TUBES					
OZ4	3Q4	6BC5	12A8	25Z5	
1A7GT	4BZ7	6BC8	12AQ5	25Z6	
1B3GT	5AS8	6BD6	12AT6	26	
1H4G	5AT8	6C4	12AT7	35A5	
1H5GT	5AV8	6C5	12AU6	35B5	
1L4	5AW4	6C6	12AU7	35C5	
1L6	5BK7	6CB6	12AV6	35L6GT	
1V5GT	5L6	6CD6G	12AV7	35W4	
1Q5GT	5T8	7A4/XXL	12AX4GT	35Y4	
	5U4G	7A5	12AX7	35Z5GT	
2A3	5U8	7A6		37	
2AF4		7A7	19BG6G	39/44	
3BC5	6A7	7A8	19J6	42	
3BN6	6A8	7B4	19T8	43	
3BZ6	6AB4	7B5	24A	45	
3CB6	6AC7	7B6	25AV5	50A5	
3CF6	6AF4	7B7	25BQ6	78	
3CS6	6B8	7B8	25DN6	80	
3LF4	6BA6	7C4	25L6GT	84/6Z4	
			25W4GT	117Z3	

• All tubes lab-tested for mutual conductance, life test. • Guar. FREE 1 yr. replacement any tube failing under all operating cond. • Adv. tubes not necessarily new; may be elec. perf. fact. sec-onds or used—clearly marked.

POSTAGE PAID. Send 35c handig. for orders under \$5. 25¢ dep. C.O.D.'s. Send approx. post. on Can. & foreign orders.

96 CIRCLE NO. 19 ON READER SERVICE PAGE

## Across the Ham Bands

(Continued from page 67)

capacitance across the oscillator tube terminals. These two features help give the Clapp oscillator good dynamic frequency stability.

**Modern VFO's.** Most modern, commercial VFO's use the Clapp circuit with modifications dictated by the ideas of the individual engineer. For example, some de luxe VFO's use precision-type fixed capacitors in the tuned circuit, and the dial drives a ferrite slug in and out of the coil by means of an accurate lead screw to vary the oscillator frequency, instead of using a fixed inductance and a variable capacitor as in conventional circuits. Although costly to make, this system provides an extremely linear dial calibration.

Minor circuit variations in a VFO are not too important. The difference between a mediocre VFO and a superb one depends almost entirely on the quality of the components, the mechanical rigidity of the tuned circuit assembly, and the auxiliary circuits—such as voltage regulation, temperature compensation, and isolation amplifiers—employed to protect the oscillator from factors that will degrade its performance. These facts explain why a good VFO cannot be acquired for pennies.

### WORLD UNDERSTANDING WEEK

In cooperation with the Radio Club Peruano, "El Rimac," the Rotary Club of Lima, Peru, is sponsoring a "World

Understanding Week" from March 15 to 19, 1964. During this period, the club's stations OA4A and OA4O will be on the 40-, 20-, and 15-meter bands to work participating amateurs. If you want to take part, contact your local Rotary Club, obtain its name and Rotary district number, and send this information to either OA4A or OA4O. In return, you will receive a number. After you QSO one of the stations, write the assigned number and your local Rotary Club's name and district number on your QSL card. Mail the card to: Radio Club Peruano, P.O. Box 538, Lima, Peru. They will send you a special commemorative QSL card, and your local Rotary Club will receive a colorful display banner and an informative pamphlet.

Stations OA4A and OA4O will operate on the following schedule during the activity. OA4A (SSB): March 15—0001-0600 GMT and 2000-2400 GMT, transmitting on 14,110 kc., receiving on 14,245 kc., and 1400-2400 GMT, 21,410-21,440 kc.; March 16, 17, 18—0100-0500 GMT, 14,110-14,345 kc.; March 19, 1400-1800 GMT, 21,410-21,440 kc., and 2000-2400 GMT, 14,110-14,345 kc. OA4O (AM): March 15—0001-0600 GMT and 2000-2400 GMT, 14,180-14,210 kc., and 1400-2400 GMT, 7050-7100 kc.; March 16, 17, 18—0200-0500 GMT, 14,180-14,210 kc. and 7050-7100 kc.; March 19—1400-1800 GMT, 21,150-21,350 kc., and 2000-2400 GMT, 14,180-14,210 kc.

### News and Views

**Robert Soto, WN6GKG**, 315 E. Grove Pl., Fullerton, Calif., transmits on a Johnson Adventurer, feeding either a 15-meter ground-plane antenna or a 40-meter dipole, and receives on a Hallicrafters SX-71. Both the 15-meter an-



complete with Microphone,  
Power Supply Cables and  
Mobile Mounting Brackets

**\$299<sup>95</sup>**

## YOU CAN HEAR AND SEE THE DIFFERENCE SONAR FS-23 CITIZENS BAND RADIO

COMPLETE . . . 23 Frequency Synthesized  
Crystal-Controlled Channels

Continuous one control channel switching • Low noise dual purpose transistor supply • Low noise Muivistor receiver R. F. stage • Provisions of accessory VCX control and 2-tone squelch • High stability and frequency accuracy • Crystal controlled receiver fine tuning • Rugged heavy duty construction • Size: 11 $\frac{3}{4}$ "Wx5 $\frac{3}{4}$ "Hx11 $\frac{3}{4}$ "D • Wt. 15 lbs. • 1 year warranty.

SONAR RADIO CORPORATION, 73 Wortman Ave., Bklyn. 7, N.Y.  
Please send complete information on FS-23 Citizen Band Radio. Dept. 302

Name \_\_\_\_\_  
Address \_\_\_\_\_  
City \_\_\_\_\_ State \_\_\_\_\_

CIRCLE NO. 34 ON READER SERVICE PAGE

# NOW PERSONAL TV LISTENING



You Can Enjoy TV... Or Ignore It

With the

## TELEX TV LISTENER

Enjoy television in private without disturbing others. Full rich sound through a comfortable, lightweight individual earphone. Others don't hear a thing. Keeps house quiet and peaceful during noisy Westerns and children's programs. Ideal for late night viewing after family is asleep. Switch sound on or off, and control volume remotely from your chair. 15 ft. listener cord and 4 ft. Earset® cord. Tune down commercials. Perfect for the hard of hearing, motels, institutions. With extra Earset® two can listen. See your local dealer.

A Product of Sound Research



**TELEX/Acoustic Products**

COMMUNICATIONS ACCESSORIES

3054 Excelsior Blvd. • Minneapolis 16, Minn.

CIRCLE NO. 35 ON READER SERVICE PAGE

## Jobs Look for You in ELECTRONICS



### SKILLS PAY BILLS

Let MITI give you the skills to insure your earning power from now on.

Literally thousands of BIG-PAY JOBS or a BUSINESS OF YOUR OWN await you in Electronics. MITI's exclusive SELECT-A-SKILL method trains you FAST at home or through resident classes in Jacksonville for lifetime security in COMMUNICATIONS or INDUSTRIAL ELECTRONICS, or RADIO & TV SERVICING. Hundreds of students earn enough while making 7 MASTER ELECTRONIC KITS to pay for entire course. Find out how.

SEND TODAY for 32-page FREE BOOK and SELECT-A-SKILL Opportunity Finder. No obligation. Address Massey Technical Institute, Dept. 118C02, Jacksonville 6, Fla.

### ASSEMBLE THIS ALL BAND BATTERY SHORT WAVE RADIO FOR \$9.95!



LISTEN AROUND THE WORLD—UP TO 12,000 MILES AWAY! Ships, Aircraft, Voice of America, Russia, London, Australia, Amateur, Citizens, Police—Also USA Broadcast. 5 WAVE BANDS: 1/2 to 40 MC. Calibrated tuning dial. Wt. only 3 lbs.—NOW HEAR THE WHOLE WORLD TALKING DAY OR NIGHT! SEND ONLY \$2.00 (cash, ck. mo.) and dry postman \$7.95 COD postage or send \$9.95 for P.P. delivery. Complete Basic Kit as shown. Free Broadcast Coil and Plastic Case if you order now! Available only from Western Radio, Dept. BEL-3, Kearney, Nebr.

tenna and his electronic transmit-receive switch were built from specs in past *Across the Ham Bands*. Thirty-two states (including Hawaii), Canada, and Mexico appear in Bob's log book . . . **Bill Nason, WN5HYT**, 261 East Drive, Baton Rouge, La., really made time his first month on the air—35 states and seven countries worked, including Guatemala, Mexico, Venezuela, Canada, Puerto Rico, and the Canal Zone. A Johnson Ranger transmitter feeding a 40-meter "inverted V" antenna and a Hallicrafters SX-111 receiver occupy the honor spots on Bill's operating table.

**Rich, K1ZX5**, 29 Evergreen Ave., Somerville, Mass., samples all bands within the range of his Heathkit DX-40 transmitter and Gonset 211 receiver, but he likes 15 meters the best. Rich is working for a WAS (Worked All States) certificate to go with his Ragchewers' Club certificate and has 14 states to go. . . . To **John, VE5SZ**, Ken Barton, and the other Canadian hams who pointed out that there are 10 provinces in Canada—not seven, as I stated last November, my thanks and apologies. I confused the number of ARRL "sections" (7) in Canada with the number of provinces (10).

**Vito Colantuono, WA2PJF**, 79 Boston Ave., Massapequa, L. I., N. Y., works 20 and 40 meters with an EICO 720 transmitter and 730 modulator exciting 40- and 20-meter dipole antennas; he receives on a "surplus" Hammarlund SP-200 receiver. He has 30 states and three countries worked, although college chores at Southern Tech limit his time on the air. An active member of the QRP (low-power) Club, Vito will schedule anyone working for one of the QRP Club awards. He is WA2PJF/4 during the school year, when his address is P.O. Box 8667, Southern Tech, Marietta, Ga. . . . **Greg Greenwood, WN6FZH**, 260 Tiburon Blvd., San Rafael, Calif., should have the "N" knocked out of his call by the time you read this. As a Novice, Greg ran up a record of 44 states and 12 countries. And if his Johnson Ranger transmitter seems to glow with pride, it may be because of all the RST-599 reports it earns. A Hallicrafters SX-110 receiver and three antennas—an 80-meter "long wire" and dipoles for 40 and 15 meters—complete Greg's equipment. Would-be Novices and Technicians are invited to contact Greg for help, and he'll sked anyone needing a California QSL card.

A radio amateur made a technical breakthrough! At the October, 1963, meeting of the Aeronautical Center Amateur Radio Club in Oklahoma City, Okla., **L. J. Weissenberger, W5RRN**, demonstrated a coaxial cable tester he developed. The device gives a visual indication of the condition of coaxial cable connected to it, and it is used to test all coaxial cable purchased by the Federal Aviation Agency. Commercial firms who have attempted to design such a device are reported to have declared it impossible to do. Thanks to *Collector and Emitter*, the ACARC's club bulletin, for this item.

**Bob Farley, WB6CGP**, 831 Coronado Ave., Coronado, Calif., really had a hectic first year as a ham. He was originally licensed as WNØDSW, which was quickly changed to

KG4BB, Guantanamo Bay, Cuba, where his father was stationed. A month later, Bob was evacuated from the base during the Cuban crisis to Los Angeles, where he received the call of WN6CGP. Next, he went to Norfolk, Va., where he signed WN6CGP/4 until he obtained the call of WN4MUI, which was changed to WA4MUI when he earned his General Class ticket. Soon after that, Bob's dad was transferred to California, where Bob operated as WA4MUI/6 until the FCC issued his present call of WB6CGP, which Bob hopes to keep for a few years. Bob's well-traveled station consists of a Drake 2B receiver and a Hallicrafters HT-40 transmitter. . . . **Bill Shecket, WA8IHX**, 16620 Aldersyde Dr., Cleveland 20, Ohio, worked 31 states and six countries as a Novice. Most of his DX was on 15 meters, of course, and Bill learned that the way to work DX was by good, hard listening, not by endless CQ's.

That's all for now. Until next month, remember, send your "News and Views" and pictures to: Herb S. Brier, W9EGQ, Amateur Radio Editor, POPULAR ELECTRONICS, P.O. Box 678, Gary, Ind., 46401. 73,

*Herb, W9EGQ*

## Amplifier Quiz Answers

(Quiz on page 64)

- 1 - D In the COMPOUND-CONNECTED amplifier, over-all current gain remains relatively constant in spite of changes of emitter current with signal voltage.
- 2 - C In the REFLEX AMPLIFIER, the r.f. amplifier stage preceding the diode detector is also made to amplify the audio signal output of the diode and drive a following audio stage via the iron-core transformer.
- 3 - F The BRIDGE AMPLIFIER is driven by two input signals of opposite phase (or one signal balanced to ground) and due to the bridge configuration does not cause any d.c. to flow through the loudspeaker voice coil.
- 4 - B The PUSH-PULL amplifier is symmetrical, and has less even-harmonic distortion than a single-ended amplifier of equal power.
- 5 - A In a COMPLEMENTARY SYMMETRY amplifier, pnp and npn transistors are connected so as to give a push-pull output when driven by a single input signal without phase inversion.
- 6 - E A PARAPHASE AMPLIFIER is one that receives a single-ended input signal and develops two single-ended output signals of opposite polarity.



**Don't let the *SMALL* size fool you!**

**This tape recorder is *BIG* quality through and through.**

**It's the all-new Norelco, transistor, battery portable.**

Big in performance... Big in versatility... Big in reliability... Big in everything but size. Think of it. A 7-pound cordless, over-the-shoulder tape recorder that lets you record anything from conferences to concerts with big machine fidelity... that gives you playback through its own wide-range loudspeaker so outstanding you will hardly believe your ears.

This new all-transistor Norelco Continental '101' works on ordinary flashlight batteries. It records and plays back up to 2 hours on a single 4" reel. Simple to use? Push two buttons and you're recording... one, and you're playing back. Its dynamic microphone picks up any sound within a broad radius with astonishing fidelity. Its bass and treble-control allows you to adjust the tone to your own taste. The '101' also records directly from your radio, TV or phono and plays back through your radio or hi-fi system. Its constant-speed motor with capstan drive insures distortion-free performance and broadcast-quality tapes. Ruggedly built... handsomely styled... surprisingly low priced.

See it, hear it, try it... at your camera store, hi-fi dealer or wherever good sound is sold. Send for brochure R to: North American Philips Company, Inc., High Fidelity Products Division, 100 East 42nd Street, New York, N. Y. 10017.

**Norelco®**

CIRCLE NO. 25 ON READER SERVICE PAGE

**CORNELL**

**TUBES**  
1 YR. GUARANTEED

Mutual Conductance Lab tested. Individually boxed. Branded and Code dated

**33¢**  
PER TUBE  
100 TUBES OR MORE:  
**30¢ PER TUBE**

0Z4	6AU4	6CZ5	6SH7	7B6	12BL6
1B3	6AU5	6D6	6SJ7	7B7	12BY7
1H5	6AU6	6DA4	6SK7	7B8	12C5
1L4	6AV6	6DE6	6SL7	7C5	12CA5
1T4	6AW8	6DQ6	6SN7	7Y4	12SN7
1U4	6AX4	6EM5	6SOT	12AD6	12SQ7
1X2	6BA6	6F6	6SR7	12AE6	25L6
2A5	6BC5				25Z6
3CB6	6BD6				35W4
5U4	6BG6				35Z3
5Y4	6BH6				35Z5
6BE6	6BJ6				50A5
5Z3	6BL7				50L6
6A6	6BN4				24
6A8	6BN6				27
6AB4	6BQ6	6H6	6U7	12AF6	41
6AC7	6BZ6	6J5	6U8	12AT7	45
6AG5	6C4	6J6	6V6	12AU7	47
6AL5	6CB6	6K6	6W4	12AX7	75
6AN8	6CD6	6K7	6W6	12BA6	77
6AO5	6CF6	6Q7	6X4	12BD6	78
6AS5	6CG7	6SA	6X5	12BE6	80
6AT6	6CG8	6SA7	7A7	12BF6	84
6AT8	6CM7	6SC7	7A8	12BH7	

If not shipped in 24 hrs  
**YOUR ORDER FREE!**

**Special!**  
With every \$10 Order  
**25¢**  
per tube  
(No Limit) from this list.  
6AG5 6SN7  
6AU6 6J6 6V6  
6CG7 6K6 6W4

Other tubes and CRT's at low prices. send for free list

**NO SUBSTITUTIONS WITHOUT YOUR PERMISSION**


**FREE T.V. TROUBLE GUIDE WITH EVERY ORDER**

Tubes are new, seconds or used and so marked.

TERMS: FREE POSTAGE ON PREPAID USA ORDERS. Under \$5.00 add 50¢ for handling. Send 25% deposit on COD orders. No Canadian or foreign COD's—include postage. No 24 hr. Free Offer on personal check orders. 5-DAY MONEY BACK OFFER!

**CORNELL ELECTRONICS CO.**  
Dept. PE3 • 4217 UNIVERSITY AVE. SAN DIEGO 5, CALIF. • PHONE AT 1-9792  
CIRCLE NO. 43 ON READER SERVICE PAGE

**TAPE RECORDER**



(liquidation stock)

**\$8.99**

Liquidation of our special purchase of tape recorders complete with excellent 2 1/2" speaker and microphone. A \$20 value. This production left over

department store promotion where recorders were taped with a message to give to passing customers. Comes complete with standard 1/4" magnetic tape. Use for messages, rig with remote control invisible thread for detective work. Has unique endless loop feature. Hide anywhere, conceal in toy animal and let it make outrageous remarks to guests. Hundreds of uses. While they last. Send \$1 deposit for C.O.D. Satisfaction guaranteed.

**MISSION LIQUIDATORS,**  
735 Celis Street, San Fernando 1, California

**ELECTRONICS**  
Train in the new shop-labs of the world famous

**COYNE ELECTRONICS INSTITUTE**  
on a quarter million dollars worth of equipment. Non-Profit Institute—Est. 1899. Courses: Electronics • Electricity • TV-Radio. Mail coupon or write for FREE BOOK, "Your Opportunities in Electronics". No Salesman will call.

COYNE ELECTRONICS INSTITUTE Educ. Serv. Dept. 34-M  
1501 W. Congress Parkway, Chicago, Ill. 60607

NAME \_\_\_\_\_ PHONE \_\_\_\_\_  
ADDRESS \_\_\_\_\_ AGE \_\_\_\_\_  
CITY \_\_\_\_\_ STATE \_\_\_\_\_

**Resonance Engine**  
(Continued from page 45)

43). Although the weight of the flywheel should not be too critical, some experimenting may be in order. The author's was made of aluminum and weighed one pound. Drill and tap one end of the flywheel shaft for a 6-32 machine screw and thread the opposite end with a 1/4"-20 die.

The flywheel shaft bearing—a 1 1/2" brass rod 1/2" in diameter with a 1/4" hole drilled through the center—is mounted in the bracket shown in Fig. 7 and in the assembly drawing. The bracket is made with a stiffening buttress so that it will stand up under the vibration of the engine. In the author's unit, the bracket was mounted to the coil platform by tapping three small pieces of brass rod and cementing them into holes drilled into the bottom of the bracket. Wing bolts thread into the holes from the bottom of the coil platform, making it easy to disassemble the engine for other experiments. In any case, drill a 1/2" hole in the bracket at the height shown in Fig. 7, and cement the bearing in it with epoxy glue.

**Mounting Stand.** Make a double-deck stand as shown in the photos and secure the capacitors, C1, C2, C3, to the lower section. Mount the d.p.d.t. toggle switch, S1, and four pin jacks, J1, J2, J3, J4, on the upper deck of the stand in front of the coil position. Drill holes in the upper deck for coil leads, coil mounting screws, bracket mounting screws, and for the engine piston. The piston hole should be large enough to provide ample clearance.

Mount all of the parts on the stand as shown in the assembly view on page 45. Solder the end of the flywheel shaft to the end of the crankshaft where the two join together. To hold the long 12" core in place for repulsion coil experiments, drill and tap the top disc for a setscrew that extends from the outer rim into the center hole.

Connect the parts as shown in the schematic diagram on page 45. You will note that the diagram shows a "discharge" position for S1. This is a safety



device to discharge the capacitors after the unit has been in use. Label *SI*'s positions (*SI* is a center-off type) "On," "Off," and "Discharge."

**Testing the Engine.** When the assembly and wiring are done, spin the flywheel by hand to make certain there is no undue friction. Use light oil on all bearings and piston surface. With everything ready to go, plug the unit in, turn the switch on, and give the flywheel a turn in either direction. The flywheel will pick up speed and be on its way. Like most single-cylinder reciprocating engines, your engine will require an initial start, unless the crank is turned to its upper position and slightly off center.

**Theory.** How does the resonant engine operate? One of the laws governing a series-resonant circuit is that when the reactance of the capacitor equals the reactance of the coil, the maximum amount of current will flow in the circuit. The reactance of the capacitors is fixed; the reactance of the coil depends on the piston core's position.

When the piston core is slightly above its lowest point of travel, or the same distance below its upper point of travel, the reactance of the coil equals that of the capacitor, and the circuit is resonant. In operation, the piston is drawn toward one of the resonant positions, but the flywheel carries it beyond that point and the circuit drops sharply out of resonance. From there on, the piston is carried by the momentum of the flywheel to the next resonant position.

The value of the capacitance needed for the resonant engine is 10.6  $\mu\text{f}$ . As shown in the schematic, the author got

this value by connecting 1- and 2- $\mu\text{f}$ . units in series, and then connecting them in parallel with a 10- $\mu\text{f}$ . unit. Other combinations can, of course, be used to arrive at 10.6  $\mu\text{f}$ .

**Other Experiments.** Want to make a step-down transformer? Wind a 40-turn coil of wire and connect it to a flashlight bulb. Position the long core in the engine coil, tighten the setscrew, and slowly bring the flashlight bulb and coil down over the core. An interesting variation is to try the same thing with the capacitor shorted out by means of a jumper across the two capacitor pin jacks. The increased brilliancy of the bulb with the capacitor in the circuit shows how much more efficiently a.c. circuits operate at resonance.

Another intriguing experiment using the transformer principle is the repulsion coil. Secure a piece of  $\frac{5}{8}$ "-i.d. aluminum tubing 2" long. Place the tubing over the long core, turn the switch on, and it will shoot skyward. Adjust the center core to get maximum upward thrust if necessary.

The transformer principle involved here is that of mutual induction where a varying current flowing in a coil induces a current in another coil placed in the same magnetic field, such as the primary and secondary of a transformer. The induced current is always in an opposite direction to the original current; thus, the magnetic fields set up by the two currents will be in opposition. The aluminum tubing acts like the secondary of a transformer, and, since it is free to move, opposing magnetic fields send it flying.

A similar piece of aluminum tubing

**FREE...  
SCOTT  
CUSTOM  
STEREO  
GUIDE**



New 24-page 1964 Custom Stereo Guide packed with photos, descriptions, and specifications of all Scott tuners, amplifiers, tuner/amplifiers, speakers, and kits. Also . . . articles and pictures on decorating your home with stereo, selecting a tuner and amplifier, and how FM multiplex stereo works. Send for your copy today.

Rush me the new 1964 Scott Guide to Custom Stereo. 520-03

Name.....

Address.....

City.....Zone.....State.....

H.H. Scott, Inc.  
111 Powdermill Road  
Maynard, Massachusetts

**SCOTT**

EXPORT: Morhan Exporting Corp., 458 Broadway, N. Y. C.  
CANADA: Atlas Radio Corp., 50 Wingold Avenue, Toronto

# MOVING?

## ATTACH LABEL HERE

If you've recently changed your address or plan to in the near future, be sure to notify us at once. Place magazine address label here and print your new address below.

### NEW ADDRESS:

Name \_\_\_\_\_ PLEASE PRINT

Address \_\_\_\_\_

City \_\_\_\_\_ Zone \_\_\_\_\_ State \_\_\_\_\_

### PLEASE FILL IN MOVING DATE BELOW:

If you have any other questions about your subscription be sure to include your magazine address label when writing us.

Mail to: **POPULAR ELECTRONICS,**  
434 So. Wabash Ave., Chicago 5, Ill.

## GIANT CB SALE!!!

- **JOHNSON MESSENGER** ..... \$109.95  
(Includes pair Channel 11 crystals)  
You're on the air with 5 channels (was \$139.95)
- **FREE—4 PAIRS OF CRYSTALS—FREE**  
(Specify channels)
- **TRIUMPH 10-TRANSISTOR WALKIE-TALKIE** ..... \$33.95  
(Noise limiter, bias stabilizer, adj. squeelch, Channel 7)  
(Uses 8 penlite cells @ 85¢ each.) (Extra crystals \$4.95 pr.)
- **PLUS BONUS OF FREE PAIR OF CRYSTALS**  
(Specify channel)
- **HY-GAIN 3-ELEMENT BEAM—!NEW!—(CB-100)...** Sale \$16.88  
Complete with 50-ohm match (\$30.00 val.)  
8x Power gain—mounts vertically or horizontally
- **TERRIFIC GAIN—TERRIFIC PRICE**
- **HY-GAIN NEW CLR II COLINEAR** ..... Sale \$29.97
- **FREE—50 ft. R8BU & \$2.95 Mobile Handbook—FREE**
- **ANTENNA SPECIALISTS SUPER MAGNUM** ..... Sale \$29.95  
Model M-117 with full 1/2 wave "solid state"  
radials, Super "Power-Play" transformer, etc.
- **FREE—50 ft. R8BU & \$2.95 Mobile Handbook—FREE**

### SALE ON ULTRA-LO-LOSS FOAM COAXIAL CABLE!!!

- **RQ58U**.....50 ft. for \$2.49.....100 ft. for \$3.99
- **R8BU**.....50 ft. for \$4.95.....100 ft. for \$8.99
- **COMMAND CB CRYSTALS** ..... EACH \$1.49  
(Specify Make, Model, Channel)
- **SPECIAL!! 12 or more at** ..... EACH \$1.39
- **COMMAND CORSAIR MOBILE CB ANTENNA**..... SALE \$8.99  
(Single bumper mount, 102" stnis, steel whip, hvy. spring)
- **TURNER 254C Desk Stand CERAMIC MIKE**..... SALE \$10.99
- **TURNER 350C Mobile CERAMIC MIKE** ..... SALE \$ 5.99

Check items wanted. Return ad or order with check or money order. Include postage, excess refunded. 50¢ service on orders under \$5.00. Beams and 102" whip antennas shipped REA Exp. 50% deposit on COD's.

- **SEND FOR GIANT NEW 1964 CATALOG—FREE**

## GROVE ELECTRONIC SUPPLY COMPANY

4103 W. Belmont Ave.  
Chicago, Ill. 60641

Telephone:  
(Area 312) 283-6160

CIRCLE NO. 10 ON READER SERVICE PAGE

3" long can be made to oscillate up and down the center core for approximately 8" by adjusting the core to proper height. The height is critical— $\frac{1}{16}$ " either way may prevent the tubing from oscillating.

If you have an a.c. voltmeter with a maximum range of at least 500 volts, it can reveal some startling facts about series resonant circuits. Connect the meter to *J3-J4* across the coil and adjust the long center core until the meter gives a maximum reading. Change the voltmeter to the capacitor jacks *J1-J2* and note the reading. Readjust the center core until the coil and capacitor voltmeter readings are the same. The circuit is now at resonance, and the voltage indicated across each unit should be about 400 volts.

In a series resonant circuit such as this, the maximum current will flow at resonance. At 60 cycles, the reactance of the capacitor bank comes to about 250 ohms; and at resonance, the reactance of the coil will also be 250 ohms. However, at resonance, these reactances cancel one another—the current flow is limited only by the small resistance in the circuit. It is this current flow in combination with the reactances of the coil and capacitor—which may be said to build up the voltage by "handing it back and forth"—that accounts for the exceptionally high counter electromotive voltages.

The experiments and demonstrations suggested above are just a few of those that can be performed with the unit. As you become familiar with it, many more will suggest themselves to provide further exploration of this intriguing phase of electronics.



Always say you saw it in—POPULAR ELECTRONICS

## The Secret Tube

(Continued from page 59)

The first twenty-five production units—followed by many more—were built by Zenith Radio Corporation, and went to England and then to the beaches of Normandy.

A part of the Normandy radar-support operation ended in tragedy—and it was feared that the set and its tube had fallen into enemy hands—when four radar-carrying gliders crashed during the ill-fated Arnhem expedition. Fortunately for the Allies, the destruction of the sets was so complete that there was little left for the Germans to study.

**T**HE SUCCESS of the "Topsy Three," as it was known to its operators, was due to the secret tube invented by Major Zahl. Essentially four triode tubes connected in parallel, the tube envelope also contained tuned plate and grid lines which made it an oscillator. As much as 250,000 watts peak power could be extracted from the tube during a radar pulse. Because of the plate dissipation and cathode emission required to produce the 250-kilowatt pulse, the anode elements of the secret Zahl tube ran red hot.

Once the tube had been proven, Major Zahl brought a hand-made version of his invention to Eitel-McCullough, Inc., a pioneer manufacturer of high-frequency transmitting tubes located near San Francisco. He asked the engineers of the company if the tube could be mass-produced on a crash basis. The entire resources and ingenuity of the company were thrown into a program of producing Zahl tubes in quantity, and in secrecy. The production tube—also produced in appreciable quantities by Machlett Laboratories—was designated the VT-158.

The exact number of VT-158's produced during the war is no longer known, but it is said that at one time the entire output of the Tantalum Defense Corporation was being used to make the heat-resisting elements of the secret tube. Many problems were encountered in mass-producing the revolutionary

March, 1964

Get Your First Class Commercial

# F. C. C. LICENSE QUICKLY!

Career opportunities in communications electronics are almost unlimited. Prepare now. Let Grantham train you — by correspondence, or by classroom and laboratory instruction. Get your *first class commercial* F.C.C. license in as little as 2 months, or at a slower pace if you prefer. Then, continue in more-advanced electronics training if you wish. Diploma awarded. Our catalog gives full details.

Learn how our training can prepare you for your F.C.C. license (and for advanced electronics work); write or telephone the School at any one of the teaching divisions listed below, and ask for "Catalog #43." It will be mailed to you free of charge. There is no obligation on your part, and no salesman will call on you. Make your own decision — enroll if and when you wish.

### Grantham School of Electronics

1505 N. Western Ave., Los Angeles, Calif. 90027

(Phone: HO 9-7878)

9320 Long Beach Bl., South Gate, Calif. 90280

(Phone: 564-3421)

12732 Garden Grove Bl., Garden Grove, Calif. 92640

(Phone: 530-0795)

408 Marion Street, Seattle, Wash. 98104

(Phone: MA 2-7227)

3123 Gillham Road, Kansas City, Mo. 64109

(Phone: JE 1-6320)

821 19th Street, NW, Washington, D.C. 20006

(Phone: ST 3-3614)

### 750 Ma. SILICON EPOXY DIODES

200 piv 10c, 400 piv 20c, 600 piv 25c.

TRANSISTORS: 2N 703, 702 50c; 2N 1907 . . . . . \$1.50

SPECIAL: Co-ax Cable & Hook Up Wire . . . . . \$2.95

SU4 etc. Diode tube replacements . . . . . \$2.95

\$2.00 min. order. Cash, check or money order. Write for catalog of complete line of Diodes, transistors, tubes, relays, transformers, resistors, etc. Enclose 10¢ for mailing.

### INTERSTATE ELECTRONICS

P.O. Box 8848, University Park Denver, Colo.

Money Back Guarantee

## GET INTO ELECTRONICS

V.T.I. training leads to success as technicians, field engineers, specialists in communications, guided missiles, computers, radar, automation. Basic & advanced courses. Electronic Engineering Technology, an ECFD accredited Technical Institute curriculum. Associate degree in 28 months. B.S. obtainable. G.I. approved. Start September, February. Dorms, campus. High school graduate or equivalent. Catalog.

**VALPARAISO TECHNICAL INSTITUTE**  
DEPARTMENT PE, VALPARAISO, INDIANA





**5-SOCKET  
CONTINUITY  
TESTER \$9.95  
VALUE**

**ONLY \$3.95**

Instantly tests filaments in radio and TV tubes, and indicates which are burned out. Ideal instrument for checking all household appliances. Fits all types of tube bases—7-pin, 9-pin, octal, loctal and TV picture tubes. Operates on 117V AC-DC. Now at an extraordinary low price.

**FULLY GUARANTEED!  
ORDER TODAY!**

Consumer Service Company PE34  
589 Broadway  
New York 12, N. Y.

Please send me \_\_\_\_\_ Continuity Testers at \$3.95 each (N.Y.C. residents please add 4% Sales Tax). My check (or money order) for \$\_\_\_\_\_ is enclosed. I understand that you will pay the postage and that each Continuity Tester is fully guaranteed.

Name \_\_\_\_\_

Address \_\_\_\_\_

City \_\_\_\_\_ Zone \_\_\_\_\_ State \_\_\_\_\_

(SORRY—No Charges or C.O.D. Orders.)

VT-158, but the tube was soon given the unconditional Joint Army-Navy (JAN) approval and placed on the "Preferred List."

Doctor Zahl, now the Director of Research at the Army's Electronics Research and Development Laboratories, Ft. Monmouth, N.J., wrote recently, "Within my recollection, this tube passed through its entire life cycle of usage without ever having been the subject of an unsatisfactory report from the field. Eitel-McCullough did a superb job in the production-design of this tube. Even now, I wonder how they did it."

**THE TUBES**, still unknown to the public and the enemy, saw action in the Pacific Theatre as well as Europe. In Doctor Zahl's article, "One Hundred Years of Research," published in the October, 1960, *IRE Transactions on Military Electronics*, he said, "But with all the assistance total mobilization brought (to the development of new electronic systems) there were many problem areas where the most learned hesitated to travel, lest the war be over before the problem could be solved—if it could be solved at all. Riding high in this category was the location of enemy mortars, the deadly devices which caused the majority of our ground casualties.

"The problem was one of finding metal objects the size of a small tomato can, loaded with explosives and fired at our troops in bursts of hundreds, with nothing more complicated than a large shotgun shell at the bottom of a piece of iron pipe. Finding these clouds of deadly torpedo raindrops coming unannounced from miles away was the first part of the problem; the next was to establish definitive trajectories, trace the various shell paths back to their points of origin and by coincidence methods, to saturate these coordinates with overwhelming counterfire so that peace and quiet would prevail in these particular areas—and many thousands like them!"

With Major General R. B. Colton challenging his scientists and engineers, and with Captain John Marchetti leading the design group as he had previously done with the AN/TPS-3, Signal Corps Research took on the mortar locating problem when much talented advice said there was no solution. Within six months

Always say you saw it in—POPULAR ELECTRONICS

the problem was solved. Under the personal urging of General Stilwell to hurry the equipment into emergency overseas freight, Captain Marchetti's task force of twenty Signal Research scientists worked for an unbroken stretch of ninety-six hours—to the verge of collapse—on the first prototype radar unit. The deadly problem of enemy mortars had a solution—the Zahl tube used in the AN/TPQ-3 mortar radar set.

During the Korean conflict, the Army again called on the aging Zahl tube and the semi-obsolete AN/TPQ-3 mortar radar—both resurrected from World War II.

**T**HE ZAHL TUBE is no longer manufactured, but the concept has not been forgotten. While the once-secret, revolutionary VT-158 may now be found in dusty surplus bins, work is still being done on powerful new ultra-high frequency radio tubes that contain the resonant circuitry within the tube.

One, the new X-841D giant klystron tube, designed for multi-megawatt, frequency-agile radar, is a modern descendant of the secret Zahl tube. Using six integral cavities resonant in the 400-megacycle region, this eleven-foot, 1000-pound giant is the latest development in the long, continuing search for more power at higher frequencies that started in Panama so many years ago. —30—

## On the Citizens Band

(Continued from page 78)

Radio Club, Harrison CB Club, Hot Springs CB Radio Club, Jefferson County CB Radio Club, Ozark Five Watters, Riceland CB Club, Saline County CB Radio Club, Two-State CB Club, West Memphis CB Club, and White River Radio Club. State CB clubs or individual organizations interested in compiling similar directories might be able to procure a copy of the ACBRC's 1963 directory for reference by sending \$1 to the Arkansas CB Radio Club, Box 534, Little Rock, Ark.

The Holiday Citizens Banders of Maryland, Inc. has been added to the OTCB roster this month. The official news voice of the Cumberland, Md. group is the *Holiday*

## BECOME A RADIO TECHNICIAN For ONLY \$26.95

### BUILD 20 RADIO CIRCUITS AT HOME

with the New  
Progressive Radio "Edu-Kit"®  
ALL Guaranteed to Work!



only  
**\$26.95**  
Ref. U.S.  
Pat. Off.

#### A COMPLETE HOME RADIO COURSE

- BUILD**
- 12 RECEIVERS
  - 3 TRANSMITTERS
  - SIGNAL TRACER
  - SIGNAL INJECTOR
  - CODE OSCILLATOR
  - SQUARE WAVE GENERATOR
  - AMPLIFIER

- No Knowledge of Radio Necessary
  - No Additional Parts or Tools Needed
  - Excellent Background for TV
- Training Electronics Technicians Since 1946

**FREE** Set of Tools, Pliers-Cutters, Tester, Soldering Iron, Alignment Tool, Wrench Set.

#### WHAT THE "EDU-KIT" OFFERS YOU

The "Edu-Kit" offers you an outstanding PRACTICAL HOME RADIO COURSE at a rock-bottom price. You will learn radio theory, construction and servicing. You will learn how to build radios using regular schematics; how to solder and wire in a professional manner; how to service and trouble-shoot radios. You will learn how to work with punched metal chassis as well as the new Printed Circuit chassis. You will learn the principles of RF and AF amplifiers and oscillators, detectors, rectifiers, test equipment. You will learn and practice code, using the Progressive Code Oscillator. You will build 20 Receivers, Transmitters, Code Oscillator, Signal Tracer, Square Wave Generator, Amplifier and Signal Injector circuits, and learn how to operate them. You will receive an excellent background for TV. In brief, you will receive a basic education in electronics and Radio, worth many times the small price you pay, only \$26.95 complete.

#### PROGRESSIVE TEACHING METHOD

The Progressive Radio "Edu-Kit" is the foremost educational radio kit in the world, and is universally accepted as the standard in the field of electronics training. The "Edu-Kit" uses the modern educational principle of "Learn by Doing." You begin by building a simple radio. Gradually, in a progressive manner, and at your own rate, you construct more advanced multi-tube radio circuits, learn more advanced theory and techniques, and do work like a professional radio technician. These circuits operate on your regular AC or DC house current.

#### THE KIT FOR EVERYONE

You do not need the slightest background in radio or science. The "Edu-Kit" is used by young and old, schools and clubs, by Armed Forces and Veterans Administration for training and rehabilitation. One of the most important aspects of the "Edu-Kit" is the Consultation Service which we provide. We welcome students to send their problems, whether related to any of the material covered in the "Edu-Kit" course, or encountered in other experiences in the field of electronics.

#### THE "EDU-KIT" IS COMPLETE

You will receive all parts and instructions necessary to build 20 different radio and electronic circuits, each guaranteed to operate. Our kits contain tubes, tube sockets, variable electrolytic, ceramic and paper dielectric condensers, resistors, tie strips, coils, hardware, tubing, punched metal chassis, Instruction Manuals, hookup wire, solder, selenium rectifiers, volume controls, switches, etc. In addition, you receive Printed Circuit materials, including Printed Circuit Chassis, special tube sockets, hardware and instructions. You also receive a useful set of tools, pliers-cutters, an alignment tool, professional electric soldering iron, wrench set, and a self-powered, dynamic Radio and Electronics Tester. The "Edu-Kit" also includes Code Instructions and the Progressive Code Oscillator. You will also receive lessons for servicing with the Progressive Signal Tracer and the Progressive Signal Injector, a High Fidelity Guide, FCC Amateur License Training Book, and a Quiz Book.

All parts, components, etc., of the "Edu-Kit" are 100% unconditionally guaranteed, brand new, carefully selected, tested and matched. Everything is yours to keep. The complete price of this practical home Radio and Electronics course is only \$26.95.

#### TROUBLE-SHOOTING LESSONS

You will learn to trouble-shoot and service radios, using the professional Signal Tracer, the unique Signal Injector, and the dynamic Radio and Electronics Tester. Our Consultation Service will help you with any technical problems.

J. Stasatis, of 25 Poplar Pl., Waterbury, Conn., writes: "I have repaired several sets for my friends, and made money. The 'Edu-Kit' paid for itself. I was ready to spend \$240 for a course, but I found your ad and sent for your kit."

#### FREE EXTRAS

- Set of Tools • Radio Book • Radio and Electronics Tester • Electric Soldering Iron • Pliers-Cutters • Alignment Tool • Tester Instruction Book • Hi-Fi Book • TV Book • Quiz Book • Membership in Radio-TV Club • Consultation Service • FCC Amateur License Training • Printed Circuitry • Certificate of Merit • Valuable Discount Card • Wrench Set

UNCONDITIONAL MONEY-BACK GUARANTEE

### ORDER FROM AD—RECEIVE FREE BONUS RESISTOR AND CONDENSER KITS WORTH \$7.00

- "Edu-Kit" Postpaid. Enclosed full payment of \$26.95.
- "Edu-Kit" Plus: I will pay \$26.95 plus postage.
- Send me FREE additional information describing "Edu-Kit."

Name .....

Address .....

### PROGRESSIVE "EDU-KITS" INC.

1186 Broadway Dept. 614D Hewlett, N. Y.

CIRCLE NO. 29 ON READER SERVICE PAGE

# DOUBLE BONUS OFFER

**FREE JUMBO PAK WORTH \$25** Includes: Transistors, Diodes, Rectifiers, Knobs, Condensers, Coils, etc. 25c for handling.

**\$1 FREE—CHOOSE ANY \$1 ITEM IN THIS AD FREE!!**

**BOTH FREE WITH ANY \$10 ORDER**

- WORLD FAMOUS POLY PAK KITS—BRAND NEW PARTS**
- 2—40-WATT TRANSISTORS, 2N174, TO18 case, stud..... \$1
  - 20 TOP WATT RECTIFIERS, 750 ma, silicon..... \$1
  - 2 'TINY' 20-WATT TRANSISTORS, 2N1038 equal, pop..... \$1
  - 1 15-AMP CAR IGNITION TRANSISTOR, pop, TO1 case..... \$1
  - 1—2N702 SILICON DIODE, 150ma, pop, TO18..... \$1
  - 10 RCA PHONO PLUGS—8-Jack sets, unrec-amps..... \$1
  - 3 ONE WATT ZENER DIODES, 6.9, 12V, silicon..... \$1
  - 5 GENERAL ELECTRIC 2N107 pop transistors..... \$1
  - 15 SILICON DIODES, upright by Raytheon..... \$1
  - 2 2N341 TRANSISTORS, pop, silicon, TO18..... \$1
  - 40 DISC CONDENSERS, .027 mmf to .05mf to 1KV..... \$1
  - 60 TUBE SOCKETS, plugs, receptacles, etc..... \$1
  - 10 PANEL SWITCHES, micro, rotary, power slide..... \$1
  - 25 'EPOXY' SILICON DIODES, 750mil, axial lead..... \$1
  - 2 CBS 35 WATT PWR TRANSISTORS, pop, 2N1431..... \$1
  - 60 HI-Q RESISTORS, 1/2, 1/4, 2 watt, 100, 500, 1000..... \$1
  - 50 TERMINAL STRIPS, 1/2 to 8 lugs, axial..... \$1
  - 60 CERAMIC CONDENSERS, discs, pop's, to .05 pf..... \$1
  - 10 TINY TRANSISTOR TRANSFORMERS, worth \$25..... \$1
  - 3 20-W TRANSISTORS, pop, stud, CBS, 2N1221..... \$1
  - 5 SUN BATTERIES, to 1 1/2" dia, ammeter project..... \$1
  - 100 HALF WATERS, assi, and 50' too..... \$1
  - 10 RAYTHEON CRK722 TRANSISTORS, pop..... \$1
  - 15 PNP TRANSISTORS, assi types..... \$1
  - 15 NPN TRANSISTORS, assi types 'n' styles..... \$1
  - 25 TRANSISTORS, pop-n-pop, TO5 case..... \$1
  - 15 GERMANIUM DIODES, IN31, IN18, IN60 equals..... \$1
  - 3 20-W. TRANSISTORS, pop, stud, CBS, 2N1320..... \$1
  - 40 WORLD'S SMALLEST RESISTORS, 1/10W, .55¢ too..... \$1
  - 2 'MESA' 4-WATT TRANSISTORS, silicon, pop, TO5..... \$1
  - 4 PENNSYLVANIA 2N35 TRANSISTORS, pop, TO22..... \$1
  - 1 25-AMP SILICON STUD RECTIFIER, 700V case..... \$1
  - 30 PRECISION RESIS., 1/2W, 1%..... \$1
  - 30 POWER RESISTORS, to 50W, to 10K ohms..... \$1
  - 50 MICA CONDENSERS, assi, silvers too..... \$1
  - 10 VOLUME CONTROLS, log, switche, 100's..... \$1
  - 10 TRANSISTOR ELEC. TRUPLIES, 10-100 mf..... \$1
  - 25 SURPRISE, 2W, 800 ohm-TV assortment..... \$1
  - 50 COILS 'n' CHOKES, 1/2W, 100's, making..... \$1
  - 35 TWO WATERS, Allen Bradley, .5% too..... \$1
  - 6 RCA 2N408, output TRANSISTORS, pop..... \$1
  - 3—25W 2N255 TRANSISTORS, or equal TO18 case..... \$1
  - 10—30-WG PHILCO TRANSISTORS, MALT type..... \$1
  - 5 2N155 TYPE TRANSISTORS, TO18 case, Allen Bradley, many 35¢..... \$1
  - 60 TUBULAR COMPS to .5mf to 1KV..... \$1
  - 10 TRANSISTOR SOCKETS for pop-n-pop's..... \$1

FREE CATALOG—include postage, WT. PER PAK 1 lb. P.O. BOX 942E, SO. LYNNFIELD, MASS.

CIRCLE NO. 28 ON READER SERVICE PAGE

**(LIQUIDATION)**  
**PUBLIC ADDRESS SYSTEM**  
**\$9.99**



**MODEL No. 1100** — Complete public address system. Speaker, microphone, transistorized amplifier, 35 feet of dual cable. (Any electrical wire may be used). A fascinating easy-to-assemble project. Use it in small halls, dorms, meeting rooms, office-to-shop, house-to-barn.

Battery operated, may be used portable, 9 or 12 volts. May be hooked into any car battery. Price: \$9.99 each.

**NOTE:** This is a fabulous Mission liquidation value. Amplifier system comes in original portable unit form with additional components and instructions for all kinds of uses, \$22.95 value.

**TO ORDER:** Enclose check, cash or money order. \$1 deposit for C.O.D. 4% tax charged Calif. buyers. Satisfaction guaranteed. Sorry, no dealers.

**MISSION LIQUIDATORS**  
735 Celis Street, San Fernando 5, Calif.



**TRAIN FOR A CAREER IN ELECTRONICS**  
at Philco Technological Center

Prepare for a rewarding career as an Electronics Engineering Technician or Electronics Maintenance Technician with comprehensive training at Philco Technological Center in Philadelphia. Training by industry experts to meet industry's needs.

**WRITE FOR FREE BOOKLET**  
Philco Technological Center  
Ontario & C Sis., P.O. Box 4730, Philadelphia 34, Pa.

Gazette, issued monthly. Recently installed officers of the organization include: Al Kamosa, 4W0856, president; Lou Hoster, KCF0691, vice president; Estelle Smith, KCG0535, secretary; and Rita Mamolito, 4W2094, treasurer. The group also has a sergeant-at-arms and executive committee of three.

The *Groundplane*, a bimonthly publication of the Virginia State Citizens Band Radio Association, Inc., reports an assist by Virginia area CB'ers when the town of Crozet was left drought-stricken. It appears that the town's only supply of drinking water was supplied without interruption due largely to the efforts of CB'ers who kept a 'round-the-clock watch on an emergency substitute source. In order to assure an uninterrupted supply of water through a 6" pipeline running to a pond, each of three pumping stations maintained constant communications with one another. CB'ers voluntarily operated their equipment at the stations for periods of eight hours after working full-time day jobs, and many of the volunteers traveled 50 or more miles to take over their shifts.

A member of the Suburban Mobile Radio Association, Royal Oaks, Mich., recently hinted within the columns of the club's newspaper that it might not be a bad idea for CB'ers to adopt a self-policing committee program similar to the American Radio Relay League's Official Observer program. The ham group has a committee which selects applicants for Official Observers (licensed amateurs) who monitor other amateurs for possible FCC violations. Different classes of observers check such specifics as signal quality, operational procedures, and out-of-band operation.

The Official Observer has a supply of postcard forms to be sent to stations which might get in trouble with the FCC. The card (filled out) relates the condition observed, time and date, and the observer's name and address. A printed paragraph informs or reminds the recipient that the card is merely a "friendly notification," not a bawling out or citation. Observers then forward their monthly reports to the program committee. Neither this report or a committee report is sent to the FCC. The program is designed to help amateurs help one another in avoiding FCC citations. Food for thought?

**We're Sorry!** You asked for it, and we promised it, but it was very late in coming. To those of you who sent us your card many moons ago with a request for us to "Pse QSL"—the war's over. This is directed especially to those of you who threatened to drive a thousand miles to take your cards

back if we didn't send ours soon. Now you can de-gas the car, unbundle the kids and sit back to watch the poor mailman (through the window) beating a path to your door through March winds, sleet, snow or sunshine (depending upon the location of your own piece of terra firma) in his (the mailman's) attempt to deliver our meager offering designed to cover up the crack in your shack's wall. We're shipping the cards out today!

If you haven't sent us your card as yet, do it now while we've still got a supply of ours. No telling how long it'll take to get those presses rolling again. And, while you're at it, include a picture of yourself in your shack, as well as pics of club activities or gatherings, and fill us in on the latest functions or planned activities in your area, CB-wise. Send this material to Matt P. Spinello, CB Editor, One Park Avenue, New York 16, N.Y.

I'll CB'ing you.

—Matt, KHC2060

### Short-Wave Report

(Continued from page 82)

Johansen says that Europe, the United States, Canada, South Africa, Australia, New Zealand, and Japan take the honors. In the U.S., *WRTH* is sold in 25 radio stores and via mail order from Allied Radio, Radio Shack, etc. It may also be ordered directly from Gilfer Associates, P.O. Box 239, Park Ridge, N.J., 07656. It's priced at \$3.50 a copy.

Olaf Johansen's other publications (*WRTH Summer Supplement*, *WRTH Bulletin*, and *How to Listen to the World* came into being six years ago. The *WRTH Bulletin* and the *WRTH Summer Supplement* were added to keep the listener up to date on the latest changes in frequencies, schedules and program information. His newest publication is called *News from Around the World*.

Speaking of the future of short-wave broadcasting, Mr. Johansen believes that stations will be turning more and more to the use of higher powered transmitters in an attempt to increase the size of their audiences. As for short-wave listening, he feels that it is on the increase, since more and more people are becoming interested in foreign affairs and the life, activities, and viewpoints of people in other countries. He wishes he had more time to devote to it himself, but his publications keep him pretty busy.

# FREE GIANT NEW CATALOG

**TUBE PARTS ETC. AT LOWEST PRICES**

**100'S OF BARGAINS NOT IN ANY OTHER CATALOG**

**SAVE UP TO 50% ON CHOICE KITS**

**EVERYTHING IN HI-FI AND STEREO**

**TOP VALUES IN POWER & HAND TOOLS**

**100'S OF BIG PAGES CRAMMED WITH SAVINGS**

## BURSTEIN-APPLEBEE CO.

Dept. 1A, 1012 McGee St., Kansas City 6, Mo.

Rush me FREE 1964 B-A Catalog.

Name .....

Address .....

City.....

**SEND FOR IT TODAY**  
**FREE**

CIRCLE NO. 4 ON READER SERVICE PAGE

## B.S. degree in 36 months

Small professionally-oriented college. Four-quarter year permits completion of Engineering or Business Administration degree in three years. Summer attendance optional. One-year Drafting-Design Certificate program. Founded 1884. Rich heritage. Excellent faculty. Small classes. Well equipped labs. New library. Residence halls. 200-acre campus. Graduate placement outstanding. Modest costs. Enter June, Sept., Jan., March. Write J. D. McCarthy, Director of Admissions, for Catalog and View Book.

## TRI-STATE COLLEGE

3634 College Avenue  
Angola, Indiana

**ERSIN Multicore**  
**5-CORE SOLDER**  
**WETS FASTER—MELTS FASTER**  
**SOLDERS BETTER!**

MULTICORE SALES CORP. • PORT WASHINGTON, N.Y.

## EARN Electronics DEGREE

You can earn an A.S.E.E. degree at home. College level HOME STUDY courses taught so you can understand them. Continue your education, earn more in the highly paid electronics industry. Missiles, computers, transistors, automation, complete electronics. Over 27,000 graduates now employed. Resident school available at our Chicago campus—Founded 1934. Send for free catalog.

**AMERICAN INSTITUTE OF ENGINEERING & TECHNOLOGY**  
1137 West Fullerton Parkway, Chicago 14, Ill.

**18 TOOLS IN ONE!**  
FOR HOME · CAR · SHOP  
HOBBIES · SPORTS



**RATCHET ACTION  
SOCKETOOL  
BY SHELTON**

*Offers Unlimited versatility—handles popular sizes of nuts, bolts and screws with slotted, recessed, square or hex heads!*

Features fast action speedy 3-way ratchet handle that operates in either direction or locks; regular and recessed-head screwdrivers; straight and offset adapters; eight hex and square sockets from 1/4" to 7/16". Does the work of 18 tools—8 straight and 8 offset wrenches, plus 2 screwdrivers, yet fits in a 5 1/4" x 4 1/4" case. **\$2.95 ONLY**

complete with case—attractively packed in gift sleeve upon request.

**FULLY GUARANTEED!  
MAIL COUPON TODAY!**

Consumer Service Company PE-34  
589 Broadway  
New York 12, N. Y.

Please send me.....SOCKETOOL sets at \$2.95 each. (N.Y.C. residents please add 4% Sales Tax). My check (or money order) for.....is enclosed. I understand that you will pay the postage and that each SOCKETOOL is fully guaranteed.

Check here for gift sleeve packing.

Name .....  
Address .....  
City ..... Zone ..... State .....  
(SORRY—No Charges or C.O.D. Orders)

**Current Station Reports**

The following is a resume of current reports. At time of compilation all reports are as accurate as possible, but stations may change frequency and/or schedule with little or no advance notice. All times shown are Eastern Standard and the 24-hour system is used. Reports should be sent to P.O. Box 254, Haddonfield, N.J., 08033, in time to reach your Short-Wave Editor by the eighth of each month; be sure to include your WPE Monitor Registration and the make and model number of your receiver. We regret that we are unable to use all of the reports received each month, due to space limitations, but we are grateful to everyone who contributes to this column.

**Afghanistan**—Kabul has been noted on 9595 kc. at 0625 with music and some Eng. anmts. An ID was given at 0629 s/off.

**Albania**—Tirana is being heard fairly well on 7090 kc. at 1400 in Russian, at 1430 in Arabic, at 1500 in Eng. (news around 1520), at 1530 in French, at 1600 in Italian, at 1630 in Eng., and at 1700 in Italian. All xmsns are a few moments short of the 30-minute scheduling.

**Austria**—*World Radio Handbook* sends this new schedule for *Osterreichischer Rundfunk*: to Europe at 2330-1900 on 6000 kc., and at 0000-1700 on 6155 kc.; to Europe and the Middle East at 0100-1500 on 7245 kc., and at 0400-1200 on 9770 kc.; to N. Africa and the Middle East at 0400-1200 on 11,785 kc.; to N.A. at 1800-2330 on 6155 kc., at 1900-2300 (Saturdays) on 9770 kc., and at 1700-1800 (Mondays and Saturdays) on 6155 kc.; to S. America at 1900-0000 on 9525 kc., and at 1400-1600 (Mondays, Wednesdays, and Fridays) on 11,785 kc.; to the Middle East at 0100-0400 on 15,410 kc., at 0600-0900 on 15,240 kc., and at 1200-1500 (Sundays, Mondays, and Saturdays) on 9545 kc. Other xmsns are broadcast on Mondays, Wednesdays, and Fridays to S. Africa at 1000-1200 on 17,765 kc., and at 1200-1400 on 15,325 kc.; to Japan at 0000-0200 on 11,785 kc., and at 0200-0400 on 15,320 kc.; to India and Indonesia at 0400-0600 and 0800-1000 on 17,735 kc.; and to Australia and New Zealand at 0600-0800 on 17,745 kc.

**Cambodia**—*R. Cambodge* is planning a European Service around 0100 in the 16-meter band. Further details are not yet available.

**Canada**—The Northern Service of *R. Canada* is on at 2000-0200 on 11,720 and 9585 kc., with the additional frequency of 5970 kc. now being used only at 2000-2130.

We have been receiving reports of a *R. Canada* xmsn on 4950 or 4960 kc. with s/off at 2300. This xmsn, in Spanish, is unconfirmed; does anyone have definite information on it?

**Colombia**—Station HJCF, Bogota, 5960 kc., has been noted with an apparently new ID: *El Canal De Color*. It is heard well at 0515-0530.

**Cuba**—Havana's changeable schedule now reads in part: to Northern Europe at 1520-1640 on 11,865 kc. (replacing 15,230 kc.); to N.A. at 2200-0100 on 6135 kc. (replacing 11,960 kc.); and to S. America at 1600-1700 on 15,340 kc. This is the Eng. schedule.



**Czechoslovakia**—Prague broadcasts to N.A. daily at 2000-2055 and 2230-2325 on 9795, 9550, 7345, 6005, and 5930 kc. The 6005-kc. channel will be replaced by 11,905 kc. in March. A DX program and a stamp collector's program are aired on alternate Thursdays. There is also a Sunday xmsn at 1000-1055 on 15,285 and 17,830 kc.

**Dahomey**—The latest schedule from *R. Cottonou* reads: Monday to Friday at 0015-0145, 0615-0730, and 1200-1700; Saturdays at 0015-0145 and 0700-1800; Sundays at 0200-1700; all on 4870 kc.

**Dominican Republic**—*R. Libertad*, Santiago de los Caballeros, 6080 kc., is noted at 0515-0530 with an anti-Communist program. Other

### Medium Waves

Here is a partial list of European stations currently being noted in East Coast areas. Most of the following stations were tuned from one to two hours after local sunset and again from approximately 0100-0400. (We would welcome a similar listing of trans-Pacific stations heard on the West Coast.) The figure in parentheses indicates the power rating in kilowatts. The figure preceding the location is the frequency in kilocycles.


- 584 Madrid, Spain (200)
- 647 Daventry, England (150)
- 665 Lisbon, Portugal (135)
- 674 Marseillaise, France (150)
- 684 Madrid (100)
- 755 Lisbon (135)
- 764 Sottens, Switzerland (150)
- 782 Mirimar, Portugal (100)
- 818 Cairo (300)
- 845 Rome (150)
- 863 Paris (150)
- 935 Sebaa Aioun, Morocco (25)
- 844 Toulouse, France (100)
- 1034 Parede, Portugal (25)
- 1088 Droitwich, England (150)
- 1196 Munich, Germany (150)
- 1205 Bordeaux, France (100)
- 1295 Crowbor, England (150)
- 1376 Lille, France (150)
- 1385 Kaunas, U.S.S.R. (150)
- 1457 Clevedon, England (20)
- 1466 Monte Carlo, Monaco (200)
- 1538 Mainflinger, Germany (300)
- 1554 Nice, France (60)
- 1578 Porto, Portugal (10)

reports, some conflicting, show *R. Santiago*, HI8Z, on 6060 kc. at 0500-0600 with music and to 0630 with news (Spanish) but with QRM from HRUC, Honduras, which, in turn, is reported by others to be operating on 6155 kc.

**Ecuador**—The "DX Party Line" from HCJB, Quito, is now aired on the first and third Monday of the month at 1630-1730 on 9745, 11,915, and 15,115 kc. "Ecuadorian Echoes" is heard at 2100-2330 and again from 0130 on the same frequencies.

**England**—Your Short-Wave Editor apparently led many DX'ers astray by our comment last June that the BBC had no intention of operating between 75 and 100 meters. We meant to convey the fact that the BBC was

## HERE IN ONE PUBLICATION



ARE ROAD TESTS ON TWENTY '64 CARS—COMPARATIVE DATA ON FIFTY-TWO OTHER MODELS—A BEAUTIFUL SALON OF GREAT MOTOR RACING PHOTOGRAPHS—A RUNDOWN ON AVAILABLE ACCESSORIES—A COMPARISON-IN-DEPTH OF FORD AND CHEVROLET—NEWS OF TECHNICAL ADVANCES AND INNOVATIONS—ALL IN THE 1964 CAR AND DRIVER YEARBOOK—NOW ON SALE AT YOUR FAVORITE NEWSSTAND FOR ONLY ONE DOLLAR.

*Of, if you prefer, use this handy coupon for ordering.*

Ziff-Davis Service Division, Dept. CDY PE34  
589 Broadway, New York 12, New York

Please send me \_\_\_\_\_ copies of the 1964 CAR AND DRIVER YEARBOOK, at \$1.00 each—plus 15¢ mailing and handling charge on each. (Canada & Overseas: \$1.25 plus 25¢ postage.)

I enclose \_\_\_\_\_.

NAME \_\_\_\_\_

ADDRESS \_\_\_\_\_

CITY \_\_\_\_\_ ZONE \_\_\_\_\_ STATE \_\_\_\_\_

not planning to resume any operations in the two-megacycle band (such as they once had) although broadcasts would continue on 3952.5 and 3975 kc. These two channels are heard well evenings.

**Gabon**—*R. Gabon*, 6030 kc., has been noted in Brazil with test xmsns, closing as late as 1900; the language used is French. This station is located in Moanda and is rated at 5000 watts.

**Germany (East)**—The winter schedule for *R. Berlin International* in Eng. reads: at 1230-1300 and 1515-1545 daily on 6080, 6115, 7300, and 9730 kc., and at 1700-1730 daily on 6080, 6115, and 7300 kc. Xmsns to N.A. are at 2000-2030 and 2130-2200 (East Coast) on 9560 kc., and at 2245-2315 and 2345-0015 (West Coast) on 6080 kc.

**Germany (West)**—Here are some recent changes from Cologne. To the East Coast at 2035-2115 in Eng. and at 2115-2155 in French daily on 9640 and 6170 kc. (replacing 6175 kc.); in German at 1900-2200 on 9545, 6100, and 6000 kc. (replacing 5955 kc.). To the West Coast in German at 2200-0100 daily on 9640, 6100, and 6000 kc. (replacing 5955 kc.). Spanish to Latin America is now on 6145 and 9545

kc. (replacing 9735 kc.) daily at 0040-0140. Other Eng. xmsn changes: to East Asia, Australia, and New Zealand at 0345-0440 on 11,925, 17,845, and 15,185 kc. (replacing 15,410 kc.); at 1610-1700 on 5980 and 7205 kc. (replacing 7235 kc.). To S. Asia at 1050-1120 on 9735 and 7205 kc. (replacing 7235 kc.). To Africa at 0105-0135 on 11,785 and 9640 kc. (replacing 9685 kc.), and at 1520-1550 on 9735 and 7160 kc. (replacing 7290 kc.).

According to overseas sources, there is a station on 6615 kc. (announced as 6666 kc.) operating from the tower of the *Lufthansa* radio exhibit around 0945. Has anyone heard it?

**Iceland**—*R. Reykjavik*, 11,780 kc., is tuned at 1530-1600 in Icelandic for Icelanders abroad. This is a daily schedule.

**Israel**—Station 4XB31, Jerusalem, 9009 kc., is on the air at 1100-1130 with world news and reports from Israel. The Eng. xmsn starting at 1515 has been changed to 1500 but still runs for 30 minutes.

**Ivory Coast**—Abidjan is the best heard African here (in Illinois); reception is best from 1300 to 1900 on 11,820 kc.

**Kuwait**—*R. Kuwait* can be heard on 15,150

## —DX Awards Presented—

*The following DX'ers have qualified for awards this month (150, 100, 75, 50, and 25 countries verified). Congratulations, and welcome to the Awards List!*

### **One-Hundred-Fifty Countries**

Nathan Rosen (WPE2CY), New York, N. Y.

### **One Hundred Countries**

William S. Sparks (WPE6EXV), San Francisco, Calif.

### **Seventy-Five Countries**

Joe Russo (WPE8HBQ), Trenton, Mich.  
William Montague (WPE8FUG), Dayton, Ohio  
Bo Yeagan (WPE4DVU), Rome, Ga.

### **Fifty Countries**

Donald Scott Pratt (VK6PE1A), Hilton Park, W. Australia  
Joseph W. McDaniel, Jr. (WPE3CXY), Hagerstown, Md.  
Will White III (WPE4FNR), Lexington, Ky.  
James Pierce (WPE9EYQ), Mount Vernon, Ill.  
Richard George (WPE0BLM), Wichita, Kan.  
William A. Fast (WPE8ETY), Columbus, Ohio  
David E. Pope (WPE4DMX), Crescent Beach, S. C.  
George Opegard (WPE3ELI), New Castle, Del.  
Gary M. Cooper (VE3PE1MX), St. Catharines, Ont., Canada  
Dave Bennett (VE7PE1R), Richmond, B. C., Canada  
R. Seager (ZL2PE1A), Wellington, New Zealand  
Edward J. Fellows (WPE7BLN), Seattle, Wash.

### **Twenty-Five Countries**

Dominick Viola (WPE8ELG), Philadelphia, Pa.  
Hank Lipschitz (WPE2IBZ), New York, N. Y.  
Howard Withey, Jr. (WPE2HEM), North Syracuse, N. Y.  
Herbert T. Aydlette, Jr. (WPE4GVJ), Virginia Beach, Va.  
David A. Hastings (WPE1DSG), Weston, Mass.  
James W. Mize (WPE5BO), Merriam, Kan.  
Michael Wilder (WPE2HFV), Brooklyn, N. Y.

Kenneth Goetz (WPE2HHJ), Floral Park, N. Y.  
Philip Marotta (WPE2JGJ), Solvay, N. Y.  
Jim Hrencecin (WPE3ECJ), Wilkes Barre, Pa.  
Russell Gorchov (WPE4EIK), Miami, Fla.  
John Turgoose (VE2PE1FT), Quebec, Canada  
Dennis H. Taylor (WPE3CRJ), Chester, Pa.  
Frank L. Wurst (WPE4FFT), Miami, Fla.  
Steve Kercol (WPE4FZZ), Chester, Va.  
Glenn B. Cortez (WPE8GEM), Garden City, Mich.  
Vincent Yucas (WPE1FJA), S. Boston, Mass.  
Colin Miller (ZS6PE1A), Discovery, S. Africa  
Dennis M. Kitchin (WPE3EKQ), King of Prussia, Pa.  
Dan Schonberg (WPE8FWH), Shaker Heights, Ohio  
Jack Petree (WPE5CRQ), Houston, Texas  
Steven Teleky (WPE2IAR), Brooklyn, N. Y.  
Joseph O'Donnell (WPE1FCW), Lawrence, Mass.  
Chris Parnell (G3PE1D), Bath, England  
Donald Bulgin (VE3PE1IC), Toronto, Ont., Canada  
Dean F. McQueen (WPE0CMY), Minneapolis, Minn.  
Raymond E. Hebda (WPE2DNP), Trenton, N. J.  
Robert Siemon (WPE8GWQ), Detroit, Mich.  
James A. Hartford (VE3PE1TB), Waterloo, Ont., Canada  
Mark Pilnick (WPE2KXC), Metuchen, N. J.  
Reed Khan (HL2PE1H), Seoul, Korea  
David Etzel (WPE1FFY), Farmington, Maine  
Michael Larcombe (WPE3EAT), Folcroft, Pa.  
B. C. Grigsby (WPE4FJV), Bristol, Va.  
John Benson (VE3PE1MS/VE4), Winnipeg, Man., Canada  
Robert Giordano (WPE2HQO), Buffalo, N. Y.  
Robert C. Frosthalm Jr. (WPE6EDD), Oakland, Calif.  
John Yuss (WPE9EYP), Chicago, Ill.  
Stewart MacKenzie, Jr. (WPE6AA), Huntington Beach, Calif.  
Sidney Spector (WPE9FHF), Gary, Ind.  
Luther L. Knight (WPE3DLV), Baltimore, Md.  
Luis R. Mateo (WPE2FJQ), New York, N. Y.

kc. at 1200-1230 in Arabic with African and world news.

**Luxembourg**—*R. Luxembourg, The Station of the Stars*, according to several overseas readers is the most popular station in Scandinavia among the teen-agers. Their music programs can be tuned from 1330 to 1700 (longer on Saturdays) on 6090 kc. and, for

#### SHORT-WAVE ABBREVIATIONS

anmt—Announcement	QRM—Station interference
BBC—British Broadcasting Corporation	QSL—Verification
Eng.—English	R.—Radio
ID—Identification	s/off—Sign-off
kc.—Kilocycles	xmsn—Transmission
N.A.—North American	xmtr—Transmitter

the medium-wave DX'ers, on 1439 kc. The 15,350-kc. outlet has been noted at 1640-1740 with pop music and anmts in French. Some sources claim that this station is located in England; our records indicate it to be at Villa Louvigny, Luxembourg.

**Malaysia**—*Suara Malaysia*, Kuala Lumpur, is scheduled in Indonesian at 1830-1900, 0300-0530, and 0930-1130; Eng. at 1900-1930 and 0230-0259; and Mandarin at 1930-2000 and 0200-0230; all broadcasts being on 6105, 7110, 9635, 9750, and 11,900 kc. To date, reports indicate reception in N.A. only on 11,900 kc. Reports go to *Radio Malaysia*, Department of Radio, P. O. Box 1074, Kuala Lumpur, Malaysia.

**Mexico**—Station XEUDS, operated by the University of Sonora, Hermosillo, has moved from 6140 kc. to 6115 kc. to avoid QRM. It is best heard evenings with classical Mexican and light music and requests for reports in Eng. and Spanish.

Station XESC, Mexico City, is again active on 15,265 kc., and relays medium-wave XEMC.

Station XECMT, Ciudad Mante, 6090 kc., is heard at 1700-1800 with pop and folk music, frequent anmts and musical fanfares. They relay XECM, 1450 kc.

**Netherlands**—Hilversum now operates in N.A. in Eng., daily except Sunday, at 1625-1720 on 9715 and 6085 kc. (replacing 11,800 kc.). Another outlet, 11,710 kc., carries Dutch at 0700, 0830, and 1130. Dutch lessons are given on Sundays.


**Niger**—According to a QSL from *Radiodiffusion de Niger*, the latest schedule is: Monday to Friday at 0030-0800 and 1400-1600; Saturdays at 0030-0800 and 1400-1700; Sundays at 0200-1600.


**Nigeria**—*The Voice of Nigeria*, Lagos, has been testing in Eng. and French at 0800-0900 on both 11,900 and 11,915 kc. Reports are requested. The Overseas Service in French is broadcast at 1400-1500 on 9690 kc.


Kaduna, 6090 kc., was noted from 0000 to 0200 with Eng. news at 0030-0040, BBC news and comment at 0100-0115. This channel has long been inactive.

Enugu is heard on 4855 kc. at 0000-0100 with Eng. music and commercials; a newscast is given at 0045.

**Peru**—Station OAX8E, *R. Loreto*, Iquitos, has moved from the 9-mc. band to 4735 kc.







Fill in coupon for a FREE One Year Subscription to **OLSON ELECTRONICS'** Fantastic Bargain Packed Catalog—Unheard of LOW, LOW, WHOLESALe PRICES on Brand Name Speakers, Changers, Tubes, Tools, Stereo Amps, Tuners, CB, and other Bargains.

NAME \_\_\_\_\_  
 ADDRESS \_\_\_\_\_  
 CITY \_\_\_\_\_ ZONE \_\_\_\_\_ STATE \_\_\_\_\_

If you have a friend interested in electronics send his name and address for a FREE subscription also.

**OLSON ELECTRONICS**  
**INCORPORATED**  
 846 S. Forge Street Akron, Ohio 44308

**CIRCLE NO. 26 ON READER SERVICE PAGE**

**NEW** from hallicrafters...  
**SX-122** general coverage/communications  
**RECEIVER**



**THE RADIO MAN'S RADIO!**

- Professional-type communications design.
- Dual conversion on all bands.
- Continuous coverage, standard broadcast through 34 Mc.
- Electrical bandspread, calibrated for amateur bands.
- Superior stability and sensitivity.
- Antenna trimmer.
- Three steps of selectivity.

Learn all about the amazing world of short wave! Send for 64 page illustrated miniature book, "Guide to Short Wave Listening." Just 35c. Write Dept. 4.



**hallicrafters**

5th & Kostner Aves., Chicago, Ill. 60624

**CIRCLE NO. 11 ON READER SERVICE PAGE**

and is readable at 2100-2300 with music and Spanish language.

Station OASQ (call believed actually to be OAX8Q), R. Pulcallpa, is heard only when conditions are good, on 9580 kc., from 2135 to 2155 s/off.

R. Del Pacifico, OAZ4L, Lima, is a new station rated at 500 watts. Operating on 9675 kc., their schedule is 1200-2230.

Another new station is R. Pacasmayo, Pacasmayo, 4750 kc., noted around 2200, all Spanish and few commercials.

South Africa—Stations currently being reported are: on 7270 kc. in Afrikaans with Eng. commercials in the African service at 2230-2300 s/off; on 9530 kc. at 0000-0100 and later with news, weather, sports news, no commercials; on 9595 kc. at 0015 in Eng., and

on 9720 (R. Springbok) around 0000-0115 with mostly local programming.

Switzerland—There are now two xmsns to the United Kingdom and Ireland at 0650-0730 daily on 9665 and 7110 kc., and at 1430-1545 daily on 7110 and 6055 kc. Other changes in the Eng. schedule include: to Australia, New Zealand, and Japan at 0400-0515 on 21,520, 17,720, and 9665 kc. (replacing 17,795, 15,315, and 11,775 kc.); to the Far East at 0745-0900 on 11,865, 15,315, and 17,845 kc. (replacing 17,795 kc.); to the Near and Middle East at 1145-1300 on 9665 and 6055 kc. (replacing 11,865 kc.); to Africa at 0200-0315 on 17,795, 15,305, and 15,315 kc. (replacing 11,715 kc.). There are two new xmsns: to Spain in Spanish at 0600-0635 and to Africa in French at 1345-1415, both on 7110 and 9665 kc.

## SHORT-WAVE MONITOR CERTIFICATE APPLICATION

**A**LL radio listeners interested in furthering the hobby of SWL'ing—regardless of whether you DX on the BCB, VHF, TV, SW, or FM bands—are eligible to apply for a POPULAR ELECTRONICS "Certificate of Registration." You must have verified (have QSL cards from) a minimum of five radio stations, of which one was outside the borders of the United States. There is no age limit, or special equipment qualification; the only requirement is that the applicant have a sincere interest in radio communications.

A new certificate processing procedure

is currently in use. All certificates are filled in and lettered before mailing. All certificates are now mailed flat and unfolded. If you want to register and receive your WPE identification sign, fill in the new application blank below before April 15, 1964. Mail with 25 cents in coin to: Monitor, POPULAR ELECTRONICS, One Park Avenue, New York, N. Y., 10016. Canadians should use their own currency. All other applicants not in the U. S. A. should use five International Postal Reply Coupons. Allow 2-4 weeks for processing.

(Please Print)	(Do not fill out)												
Name .....													
Street, City and Zone .....													
State and Zip .....													
Receivers in use	<table style="width: 100%; border-collapse: collapse;"> <tr> <td style="width: 15%; padding: 5px;">Make</td> <td style="width: 70%; padding: 5px;">.....</td> <td style="width: 15%; padding: 5px;">Model</td> </tr> <tr> <td style="padding: 5px;">Make</td> <td style="padding: 5px;">.....</td> <td style="padding: 5px;">Model</td> </tr> </table>	Make	.....	Model	Make	.....	Model						
Make	.....	Model											
Make	.....	Model											
Age	Occupation .....												
Ham/CB call -letter assignment(s) .....													
<table style="width: 100%; border-collapse: collapse;"> <tr> <td style="width: 25%;">I listen mostly to SW Broadcast</td> <td style="width: 15%;">Hams</td> <td style="width: 10%;">CB</td> <td style="width: 10%;">BCB</td> <td style="width: 15%;">VHF</td> <td style="width: 25%;">VLF</td> </tr> <tr> <td>.....</td> <td>.....</td> <td>.....</td> <td>.....</td> <td>.....</td> <td>.....</td> </tr> </table>		I listen mostly to SW Broadcast	Hams	CB	BCB	VHF	VLF	.....	.....	.....	.....	.....	.....
I listen mostly to SW Broadcast	Hams	CB	BCB	VHF	VLF								
.....	.....	.....	.....	.....	.....								
I use the following antennas .....													
<table style="width: 100%; border-collapse: collapse;"> <tr> <td style="width: 30%;">I have QSL cards and</td> <td style="width: 30%;">countries verified.</td> <td style="width: 40%;">Check if subscriber to P.E.</td> </tr> <tr> <td>.....</td> <td>.....</td> <td>.....</td> </tr> </table>		I have QSL cards and	countries verified.	Check if subscriber to P.E.	.....	.....	.....						
I have QSL cards and	countries verified.	Check if subscriber to P.E.											
.....	.....	.....											
Signature	Date .....												
(Good only until April 15, 1964)													

**SHORT-WAVE CONTRIBUTORS**

Mike Bugaj (WPE1EZB), Middletown, Conn.  
 Karl Kristiansen (WPE1FLY), New Bedford, Mass.  
 Irwin Belofsky (WPE2BYZ), Brooklyn, N. Y.  
 Bill Van Alstyne (WPE2IGK), Webster, N. Y.  
 Emil Vandeveld (WPE2KHS), Oakland, N. J.  
 George Molnar, Jr. (WPE2KHZ), Buffalo, N. Y.  
 Al Quagliari (WPE2KMI), Albany, N. Y.  
 Grady Ferguson (WPE4BC), Charlotte, N. C.  
 Chuck Edwards (WPE4BNK), Fort Lauderdale, Fla.  
 John Brunst (WPE4BQ), Neptune Beach, Fla.  
 Bill Pardue (WPE4FTL), Moravian Falls, N. C.  
 Kenneth Alyta, Jr. (WPE4FXB), Charlotte, N. C.  
 Jimmy Nole (WPE4GMS), Jacksonville, Fla.  
 Jim Cumbie (WPE5AC), Dallas, Texas  
 Del Hirst (WPE5CFV), Snyder, Texas  
 Salvador Salazar, Jr. (WPE5CIP), El Paso, Texas  
 Larry Mosier (WPE5CWW), Camden, Ark.  
 James Helmke (WPE5DCV), San Antonio, Texas  
 Jack Stephenson (WPE5XX), Oklahoma City, Okla.  
 Shaler Hanisch (WPE6BPN), Hartford, Conn.  
 Julian Jorstad (WPE6DGO), Seaside, Calif.  
 Paul Herman (WPE6EKB), Montebello, Calif.  
 Dave Brown (WPE6EHL), Woodland Hills, Calif.  
 Michael Smith (WPE6FDC), Los Angeles, Calif.  
 James Jackson (WPE7BIN), Reno, Nev.  
 Louie Stober (WPE7OO), Tigard, Oreg.  
 Mark Ellstram (WPE8DZP), Memphis, Tenn.  
 George Schnabel (WPE8EMO), Ashtabula, Ohio  
 Robert Zulinski (WPE8FAV), Berkley, Mich.  
 Bill Montague (WPE8FUG), Dayton, Ohio  
 Don Raasch (WPE8FXY), Saginaw, Mich.  
 Robin Fisher (WPE8OG), Beach City, Ohio  
 Steve Terry (WPE9AG), Evanston, Ill.  
 J. P. Arendt (WPE9DV), Aurora, Ill.  
 Glen Wright (WPE9EOP), Findlay, Ill.  
 John Czupowski (WPE9ETD), Cicero, Ill.  
 John Jensen (WPE9EZ), Racine, Wis.  
 John Beaver, Sr. (WPE9AE), Pueblo, Colo.  
 Jack Perolo (WPE9EL), Sao Paulo, Brazil  
 Richard Spicer (WPE9ESL), Amherst, N. S., Canada  
 David Clark (WPE9ELE), Toronto, Ont., Canada  
 Mike Wilson (WPE9EAN), Calgary, Alta., Canada  
 G. McMechan (WPE9E9), West Summerland, B. C., Canada  
 Michael Collins, Stratford, Conn.  
 Gary Dobis, Garwood, N. J.  
 Fred Malawista, Bronx, N. Y.  
 Ernest Metz, Irwin, Pa.  
 Ed Payette, Monroe, Mich.  
 Leon Tallman, Palmer, Alaska  
 Jim Wedewez, Dyersville, Iowa  
 Walter Woodside, Arlington, Va.  
*World Radio Handbook*


**Vatican City**—Here is the Vatican's latest Eng. schedule with a few changes: to the U.S. at 1950 on 6145, 7250, and 9645 kc.; to the British Isles at 1000 on 7250, 9645, and 11,740 kc.; to E. Africa at 0500 and S. Central Africa at 0520 on 17,840 kc. (replacing 17,735 kc.) and 21,490 kc.; to Australia and New Zealand at 0630 on 15,120 and 17,720 kc. (replacing 17,840 kc.) and at 1700 on 9645 and 11,740 kc. The broadcast to India, Pakistan, and Ceylon is now listed as being weekdays (previously Monday, Wednesday, and Saturday) at 1100 on 11,740 and 15,120 kc. The Philippine schedule remains intact.

**Venezuela** —*La Voz de la Patria*, YVKX, Caracas, is generally strong on 3315 kc. at 2300-2315 with news. The signal is much stronger than the listed 3000 watts would indicate. Station YVLK, *R. Rumbos*, Caracas, is also good on 4970 kc. any time after local sunset.

**U.S.S.R.**—Moscow is noted in Russian at 0800-1000 on 15,460 kc. with a program believed to be for Russians in the Western Hemisphere.

**Clandestine**—*R. Americas*, Swan Island, has moved up to 6050 kc., according to late reports.

**transistorized ignition system**



**TS-30**  
*Banshee*

**ADVANCE STYLING AND DESIGN**

Complete Banshee Systems available in following models:

- 30 KV Output with F-250T Coil, 250:1 turns ratio, neg. ground ..... \$39.95
- 45 KV Output with F-400T Coil, 400:1 turns ratio, neg. ground ..... 44.95
- 55 KV Output with F-500T Coil, 500:1 turns ratio, neg. ground ..... 49.95
- Banshee TS-30 with F-500T, pos. ground.. 59.95
- Free Color Brochure

**PARTS FOR EXPERIMENTERS**

- Special F-250T Coil 250:1 turns ratio \$ 9.95
- New F-400T Coil, 400:1 turns ratio .... 14.95
- New F-500T Coil, 500:1 turns ratio .... 19.95
- Die-cast aluminum heatsink ballast resistor, .517 OHM designed for all above coils ... 3.25

TESTED • APPROVED • FULLY GUARANTEED ONE YEAR

SLEP ELECTRONIC COMPANY, Automotive Division  
 P.O. BOX 178- PE 1 Ellenton, Florida Ph. (813) 722-1843

Name .....  
 Address .....  
 City ..... State .....  
 YEAR ..... MAKE ..... MODEL .....

**CIRCLE NO. 42 ON READER SERVICE PAGE**

**DYNAKIT**  
 high fidelity



SCA-35  
 stereo amplifier—\$99.95

For the cost-conscious perfectionist

- AMPLIFIERS • TUNERS
- PREAMPLIFIERS

Write for detailed specifications and impartial test reports

DYNACO INC., 3912 Powelton Ave., Phila. 4, Pa.  
 Please send specifications and test reports to:

Name .....  
 Address .....  
 City ..... State.....

**CIRCLE NO. 44 ON READER SERVICE PAGE**

# ELECTRONICS MARKET PLACE

RATE 60¢ per word. Minimum 10 words prepaid. May issue closes March 5th. Send order and remittance to Martin Lincoln, POPULAR ELECTRONICS, 1 Park Ave., New York 16, N. Y.

## FOR SALE

**GOVERNMENT** Surplus Receivers, Transmitters, Snooper-scopes, Parabolic Reflectors, Picture Catalog 10¢. Meshna, Nahant, Mass.

**WPE-CB-QLS** cards—Brownie-W3CJI—3111A Lehigh, Allentown, Pa. 18103. Catalogue with samples 25¢.

**CB WPE QSL** Cards, Samples Free. Radio Press, Box 24, Pittstown, New Jersey.

**"SPECIALI WPE-SWL-CB-QLS** cards, 3 colors, \$2.50 per 100—Free Samples, Garth, Jutland, New Jersey."

**TRANSISTORIZED** Products Importers catalog, \$1.00, Intercontinental, CPO 1717, Tokyo, Japan.

**INVESTIGATORS**, free brochure, latest subminiature electronic listening devices. Ace Electronics, 11500-L NW 7th Ave., Miami 50, Fla.

**CANADIANS—GIANT** Surplus Bargain Packed Catalogs. Electronics, Hi-Fi, Shortwave, Amateur, Citizens Radio. Rush \$1.00 (Refunded). ETCO, Dept. Z, Box 741, Montreal, CANADA.

**TELEPHONE** Voice Switch (LS-500). Actuates automatically and unattended any tape or wire recorder. Pictorial installation instructions included. \$23.75. Post Paid US. WJS Electronics, 1525 No. Hudson, Hollywood 28, Calif.

14 Weather instrument Plans \$1.00. Saco, Box 2513B, South Bend, Indiana.

**TRANS-NITION** electronic ignition parts kit. Negative ground \$20.00. Coil, Manual special \$8.50. Manual \$2.00. Anderson Engineering, Wrentham, Massachusetts.

**INVESTIGATORS!** Do your own sound work. Send \$1.00 for brochure of latest electronic equipment. WJS Electronics, 1525 No. Hudson, Hollywood 28, California.

**DIAGRAMS** for repairing Radios \$1.00. Television \$2.50. Give make model. Diagram Service, Box 1151 PE, Manchester, Connecticut 06042.

**CB QSL** Cards—Over 45 highly attractive designs, 2 colors on glossy white. Other CB novelties. Call Record Books, Plastic Card Holders, Warning Stickers and Gag Signs. Catalog Free! Woody, 2611 Shenandoah, St. Louis 4, Mo.

**ROCKETS:** Ideal for miniature transmitter tests. New illustrated catalog, 25¢. Single and multistage kits, cones, engines, launchers, trackers, technical information, etc. Fast service. Estes Industries, Penrose 18, Colorado.

**IGNITION!** Kits \$14.95: Transistors, Coils, Parts. Free lists. Transfire, Carlisle, Massachusetts.

**ELECTRONIC** Parts Bargains Semiconductors, Tubes, etc., free catalog for postcard. Franklin Electronics, Box 51A, Brentwood, N. Y. 11717.

**MAGAZINES** (back issue)—electronic, tv, radio. Landa, Clayton R2, Ga., 30525.

**PROTECT** your VOM against damage from overloads. Metergard installed in minutes protects against 100 times over-lead. Money back guarantee. Only \$2.95. Lectrotech, Inc., P.O. Box 531, Skokie, Ill.

**CB-QLS-SWL** cards. Samples 10¢. Include your personal picture on cards. No extra Cost. Signal, Adams County, Manchester, Ohio.

**CHANGE** Black-White TV To Color In Moments. Send Size Screen, \$2.98. Defecto Electronics, 4725 45th N.E., Seattle 05, Wash.

**SUPERSENSITIVE** "Listening-In-Device" picks up any telephone conversation in vicinity. No connection to telephone necessary. Easily concealed. No expensive amplifier required. \$2.98 complete including instructions. Consolidated Acoustics, P1302 Washington St., Hoboken, New Jersey.

**TOLL** Free Distance Dialing. By-passes operators and billing equipment. Build for \$15.00. Ideal for Telephone Company Executives. Plans \$4.75. Seaway Electronics, 6311 Yucca St., Hollywood 28, California.

**JAPAN & Hong Kong** Electronics Directory. Products, components, supplies, 50 firms—just \$1.00. Ippano Kaisha Ltd., Box 6266, Spokane, Washington 99207.

**QLS-SWL-WPE** Finest largest assortment since 1946. Priced right. Samples 10¢. Bluebird Press, 4103 E. Lombard St., Baltimore Md. 21224. Formerly Glenn Print.

**BUY** From Factories! Appliances, cameras, watches, etc! Free details! Cam Company, 436PH Bloomfield Ave., Verona, N. J.

15 Distance One-tube plans—25¢; One-tube Handbook—50¢. Includes Transistor experiments, catalog. Laboratories, 1131-L Valota, Redwood City, Calif.

**PARTS** For 2 Watt amplifier; consisting of 3 transistors, including 1 power transistor, resistors, electrolytic capacitors, and schematic. Can be built in a 2"x2" box. Price \$3.00 prepaid. Postage free USA. Write for free catalog. Transistors Unlimited Co., P.O. Box 442, Great Neck, L.I., New York.

**QLS** CB or HAM. Glossy two colors, \$2.00 per 100 postpaid. Free sample. Hobby Print Shop, Umatilla, Fla. 32784.

**TV** Camera. Build for less than \$50. Construction details \$4.75. DB Enterprises, 7906 Santa Monica Blvd., Hollywood 46, Calif.

**TELEPHONE** Extension in your car. Answer your home telephone by radio from your car. Complete diagrams and instructions \$2.75. C. Carrier Co., 6311 Yucca St., Hollywood 28, Calif.

**EAVESDROP** with a pack of cigarettes. Miniature transistorized FM Radio Transmitter Complete diagrams and instructions \$2.75. C. Carrier Co., 6311 Yucca St., Hollywood 28, Calif.

**POLICE** Radar Detector plus legal Jammer. Stop before Radar Speed Traps. Build for less than \$10.; used with Car Radio. Complete construction details, \$3.75. C. Carrier Co., 6311 Yucca St., Hollywood 28, Calif.

**BE** A Spy. Correspondence course on Wire Tapping, Bugging, Telescopic sound pickup, recording techniques, microphotography and invisible photography. Lessons in Surveillance, tailing, and use of equipment. Complete course \$22.50. C. Carrier Co., 6311 Yucca St., Hollywood 28, Calif.

**RECORD** TV Programs at home. Easy to construct. Watch your favorite TV Shows whenever you wish. Complete construction details \$4.75. DB Enterprises, 7906 Santa Monica Blvd., Hollywood 46, Calif.

**COLOR** TV. Convert your black and white TV to color. Completely Electronic. No mechanical gadgets. Costs about \$35. Complete construction details \$4.75. DB Enterprises, 7906 Santa Monica Blvd., Hollywood 46, Calif.

**ANSAPHONE.** Automatic Telephone Answering Machine delivers and takes messages. Build under \$40. Plans \$4.75. Seaway Electronics, 6311 Yucca St., Hollywood 28, Calif.

**TAIL** Transmitter. Tiny Transistorized Transmitter for the Private Eye. Signals its location for miles. Construction Details \$4.75. DB Enterprises, 7906 Santa Monica Blvd., Hollywood 46, Calif.

**"LITTLE-Listener"** picks up both ends of telephone conversation without detection. Easily concealed up to 100 feet from any telephone. No wires directly to telephone required. No expensive amplifier necessary as with "coil" type pickup. Complete with earphone, \$4.95. Deeco, Box 7263-AD, Houston 8, Texas.

**SUPERSENSITIVE** directional microphone picks up faint sounds at 300 feet. Detects sound through ordinary walls. Easily built for \$7.00. No electronic experience necessary. Plans, \$2.00. Dee Company, Box 7263-F, Houston 8, Texas.

**CONVERT** any television to sensitive, big-screen oscilloscope. Only minor changes required. No electronic experience necessary. Illustrated plans, \$2.00. Reico Industries, Box 10563, Houston 18, Texas.

**SURPLUS** Electronics Parts—Equipment. Free catalog. Bigelow Electronics, Bluffton, Ohio.

RECEIVE telephone calls in your car. 30 mile range. No FCC approval necessary. Easily built for few dollars. Attaches to car radio antenna. Plans \$2.00. Deeco, Box 7263-AD, Houston 8, Texas.

**TRANSISTOR** ignition described June and October Popular Electronics. "Operation Pickup." Complete kit finest components quickly assembled. Guaranteed. Negative ground kits \$14.95 Postpaid. Positive ground \$19.95 Postpaid. Specify 6 or 12 volt when ordering. Electromart, 1616 S. 81st St., Milwaukee, Wis.

**110VAC** 60 cy from car generator. Powers lights, refrigerator, transmitter, receiver, etc. Simple, easy to convert. Plans, \$2.00. Tedco, Box 12098, Houston 17, Texas.

**ULTRASONIC** Dishwasher. Cleans in seconds. Build for \$40. Plans \$4.75. Seaway Electronics, 6311 Yucca St., Hollywood 28, Calif.

**PHONEVISION.** See the party to whom you are talking using your ordinary telephone with easy to build attachment. Uses your TV Receiver. Construction plans \$4.75. DB Enterprises, 7906 Santa Monica Blvd., Hollywood 46, Calif.

**SPEAKERPHONE.** Bell System type. Amplifies in both directions. Will not squeal. Plans \$4.75. DB Enterprises, 7906 Santa Monica Blvd., Hollywood 46, Calif.

**TRANSISTORIZED** Treasure detector finds buried gold, silver, coins. \$19.95 up. Kits available. Free catalog. Relco, Box 10563, Houston 18, Texas.

**FREE** Transistor Ignition information. Save gas, money. Cut maintenance. Ignitioneering Co., Box 37-CE, Wilton, Conn.

**WIRELESS** remote control. Controls radio, TV, etc. Plans \$1.00. Terry Electronics, 1459 South Cameron, Harrisburg, Penna.

**TIMED** extension cord. Shuts off Hi-Fi, recorders, appliances. \$6.95 plus .50. Dealer used. Timer Sales, Box 3242 W. Glen Branch, Peoria, Illinois.

**TV CAMERAS** and parts at lowest prices. Catalog 10¢. Vanguard, 190-48-99th Ave., Hollis, N. Y. 11423.

**CB Transmitters** \$6.00. Other bargains, catalog 10¢. Vanguard, 190-48-99th Ave., Hollis, N. Y. 11423.

**BARGAINS!** Used Ham, CB, Test Equipment. Lists 10¢. Brand's, Sycamore, Ill.

**QSL'S** \$2.50/100. 1964 Catalogue—samples 10c. Longbrook, Box 393-Y. Quakertown, N. J.

**PRINTING:** Service, Repair, Purchase Forms. (Catalog) Okayprint, 101 Walnut, Martins Ferry, Ohio.

## HAM EQUIPMENT

**HAM Equipment:** sell, buy, trade. Details 10¢. Lupi, 1225 Hillside Pl., North Bergen, New Jersey.

**CBER'S HAMS:** Compact AAA-1 Clipper-filter kit triples talk-power, fits any CB transceiver, improves selectivity; \$10.99. Double reception with SK-3 Preselector for GW-10, GW-11; SK-4 Preselector fits GW-12 internally! Kit, \$8.99; wired, \$11.99. SK-20 Preselector, tunable 3.5-30 megacycles, kit, \$18.98. (featured page 64, October Popular Electronics). Noisejector, NJ-7, \$4.49. Prices postpaid! Free kit, antenna list.) Holstrom Associates, P.O. Box 8640-E, Sacramento, Calif. 95822.

## HIGH-FIDELITY

**WRITE** for lowest quotations, components, recorders. No Catalogs. Hi-Fidelity Supply, 2817-QC Third, New York City 55.

**Hi-Fi** Components, Tape Recorders at guaranteed "We Will Not Be Undersold" prices. All brands in stock. 15-day money back guarantee. 2 year warranty. Write your requirements for quotation. No Catalog. Hi-Fidelity Center, 1797-P 1st Ave., New York 28, N.Y.

"**LOW**, Low quotes" all components and recorders. HiFi, Roslyn 9, Penna."

**MELLO** Monster Exponential Folded Horn PE Oct. 1962 Full Scale Plans and Construction Details 8" or 12" \$2.00 each. Miscro F8-HFD Extended Range Speaker \$11.88 Postpaid. Roaid E. Dybvig, 2754 Xenwood, Minneapolis 16, Minn.

**SUDYMONT** "Acoustenna"—the only "Housewife Approved"—loud—Stereo or Hi-Fi, now available in Kit Form. Pretuned Sound Box included. Simple 5-step assembly. 717 West Marion, Punta Gorda, Fla.

**STEREO** Portables, consoles. New merchandise, used prices. Box 3242 W. Glen Branch, Peoria, Illinois.

## WANTED

**CASH Paid!** Unused tubes, electronic equipment. Barry, 512 Broadway, N.Y.C. 12.

**QUICKSILVER,** Platinum, Silver, Gold. Ores Analyzed. Free Circular. Mercury Terminal, Norwood, Mass.

**GET** Top Dollar for Radio, Television and special purpose tubes. Tell us what you have. Metropolitan Overseas Supply Corp., 443 Park Avenue South, New York 16, N. Y., Tel. MU 6-2835.

**HOBBYISTS** Wanted to build circuits for us. We will supply complete plans. Send \$2. for plans, shipping instructions, and the current price we are now paying. Electronic Distributors, General Delivery, Slidell, Louisiana.

**OLD** model airplane engines, parts, and magazines. Box 111, Hamilton, Ohio.

## TUBES

**BEFORE** You Buy Receiving Tubes, Test Equipment, HiFi Components, Kits, Parts, etc. . . . send for your Giant Free Zalytron Current Catalog, featuring Standard Brand Tubes: RCA, GE, etc.—all Brand new Premium Quality Individually Boxed, One Year Guarantee—all at Biggest Discounts in America! We serve professional servicemen, hobbyists, experimenters, engineers, technicians. Why Pay More? Zalytron Tube Corp., 461 Jericho Turnpike, Mineola, N. Y.

**TUBE** Headquarters of The World! Free Catalog (tubes, electronic equipment) write! Barry, 512 Broadway, N.Y.C. 12.

**RADIO & T.V. Tubes**—33¢ each. Send for quantity discounts & free list. Cornell, 4213 University, San Diego, California.

**TOP** Brand Tubes at Terrific Savings. If you need new radio, television or special purpose electron tubes, you'll want our free catalog. Metropolitan, 443 Park Avenue South, New York 16, N. Y., MU 6-2835.

**BRAND** New Tubes. World's lowest prices on Radio, TV—industrial—special purpose tubes. Write for free parts catalog. United Radio., Newark, N.J.

## TAPE AND RECORDERS

**TAPE** Recorders, Hi-Fi, components, Sleep Learning Equipment, tapes. Unusual Values Free Catalog. Dressner, 1523PE, Jericho Turnpike, New Hyde Park 11, N. Y.

**SELF-Hypnosis** may help you many ways. New Tape or LP-record teaches you quickly, easily! Free literature. McKinley Company, Box 3038, San Bernardino, California.

**TAPE** Recorder Sale. Latest models \$10.00 above cost. Arkay Sales, 22-31 Riverside Ave., Medford 55, Mass.

**SAVE** 30-60% Stereo music on tape. Free bargain catalog/blank tape/recorders/Norelco speakers. Saxitone, 1776 Columbia Road, Washington, D. C.

**RENT** Stereo Tapes—over 2,500 different—all major labels—free brochure. Stereo—Parti, 1616-PE Tenace Way, Santa Rosa, California.

## REPAIRS AND SERVICING

**TV Tuners** rebuilt and aligned to Specifications. Guaranteed all makes, One Price. \$9.50 Complete. Plus Shipping. Valley Tuners, 5641-D Cahuenga, North Hollywood, Calif.

**TV Tuners** rebuilt and aligned per manufacturers specification. Only \$9.50. Any make UHF or VHF. We ship COD. Ninety day written guarantee. Ship complete with tubes or write for free mailing kit and dealer brochure. JW Electronics, Box 51C, Bloomington, Indiana.

**DIAGRAMS:** Radio, Television, HiFi Stereo; \$1.00. State make, model. Schematic Collector, 618 4th St., Newark 7, New Jersey.

**TELEFIXIT** Alltime Bestseller Nontechnical TV Repair Book with Famous Troubleshooting Charts, 60¢ postpaid 2 for \$1.00. Telefixit, Box 714, Manhasset 4, N.Y.

## PATENTS

**INVENTIONS;** Ideas developed for Cash/Royalty sales. Raymond Lee, 2104G Bush Building, New York City 36.

## INSTRUCTION

**LEARN** While Asleep, hypnotize with your recorder, phonograph. Astonishing details, sensational catalog free! Sleep-Learning Association, Box 24-ZD, Olympia, Washington.

**FCC License** in 6 Weeks, First Class Radio telephone. Results Guaranteed. Elkins Radio School, 2603B Inwood, Dallas, Texas.

**HIGHLY-Effective** home study review for FCC commercial phone exams. Free literature! Wallace Cook, Box 10634, Jackson 9, Miss.

**PHOTOGRAPHY** For Pleasure or profit. Learn at home. Practical basic training. Long established school. Free booklet. American School of Photography, 835 Diversey Parkway, Dept. 2533, Chicago 14, Illinois.

## PLASTICS

**NEW Liquid Casting Plastic**, clear, colors, Embed real flowers, butterflies, photos, coins. Send 25¢ for two handbooks. "How to Cast Liquid Plastics" and "How to Earn Extra Money at Home". Castolite, Dept. A-108, Woodstock, Illinois.

## INVENTIONS WANTED

**INVENTIONS** wanted. Patented; unpatented. Global Marketing Service. 2420-P 77th, Oakland 5, Calif.

**INVENTORS.** We will develop, help sell your idea or invention, patented or unpatented. Our national manufacturer clients are urgently seeking new items for outright cash sale or royalties. Financial assistance available. 10 years proven performance. For free information, write Dept. 41, Wall Street Invention Brokerage, 79 Wall Street, New York 5, N.Y.

## GOVERNMENT SURPLUS

**FREE War Surplus Catalog** when you order our Directory! Jeeps \$188, Airplanes \$159, Boats \$7.88, Generators \$2.68; typical government sale prices when buying 10,001 surplus items wholesale direct. Full details, 587 locations, procedure \$1.00. Surplus, Box 177 C1 York, Penna.

**JEEPS** \$64.50, boats \$6.18, typewriters \$4.15, airplanes, electronics equipment, thousands more in your area, typically at up to 98% savings. Complete directory plus sample Surplus Marketletter \$1.00. Surplus Service, Box 820-J, Holland, Michigan.

## LEATHERCRAFT

**FREE "Do-It-Yourself"** Leathercraft Catalog. Tandy Leather Company, Box 791-L50, Fort Worth, Texas.

## MUSIC

**POEMS** wanted for songs and records. Send poems. Crown Music, 49-RB West 32, New York 1.

## PHOTOGRAPHY-FILM, EQUIPMENT, SERVICES

**MEDICAL Film—Adults Only—"Childbirth"**—1 reel 8mm. \$7.50—16mm \$14.95. International, Greenvale, L. I., New York.

**SCIENCE Bargains—Request Free Giant Catalog "CJ"**—148 pages—Astronomical Telescopes, Microscopes, Lenses, Binoculars, Kits, Parts. War surplus bargains. Edmund Scientific Co., Barrington, New Jersey.

**CB Stations** on Photostamps \$1.50 Samples 10¢. Morgan, 443 Euclid, Akron, Ohio.

## BOOKS

**AUTHORS!** Learn how to have your book published, promoted, distributed. **FREE** booklet "ZD," Vantage, 120 West 31 St., New York 1.

**BOOK** 200 Electric Stunts \$1.00. Cutziff, 875 Arastradero, Palo Alto, Calif. 94306.

**HORROR Books—free literature.** The World Famous Trans-International Publishing Co., Box 2942, Paterson, N. J.

**MENTAL Radio—operate yourself** as a transceiver. Electrocsmic, Clayton R2-3, Ga., 30525.

**PUBLISH** your book! Join our successful authors: publicity advertising promotion, beautiful books. All subjects invited. Send for free appraisal and detailed booklet. Carlton Press, Dept. ZDC, 84 Fifth Avenue, N.Y.C. 11.

**WANTED:** Book manuscripts, all descriptions: fiction, nonfiction, religious, adventure, romance, biography, etc. for sale to royalty publishers. Write: Literary Agent Mead, Dept. 39A, 915 Broadway, N.Y.C. 10.

## EDUCATIONAL OPPORTUNITIES

**DETECTIVE Profession.** Home Study. Lapel pin, Certificate. Future. 2759AG W. Broadway, Los Angeles 41, Calif.

**LEARN** While Asleep. Remarkable, Scientific, 92% Effective. Details Free. ASR Foundation, Box 7021, Dept. e.g., Lexington, Kentucky.

## MISCELLANEOUS

**INVESTIGATORS,** free brochure, latest subminiature electronic listening devices. Ace Electronics, 11500-K NW 7th Ave., Miami 50, Fla.

**"HOME Brew Recipes"**—Beer, Ale, Liquors, Wines! Recipes, \$2.00 Postpaid. Supplies, Hydrometers list included! Research Enterprises, 29-D Samoset Road, Woburn, Massachusetts.

**HYPNOTIZE** Unnoticed! Patented new hand device makes you a Hypnotist first day or refund! Hypnotist's Handbook included! \$2.00. Hypnosis Foundation, Box 487, La Mesa 9, California.

**FAMILY Wine Formulas!** Elderberry, Concord, Dandelion, many others! Hydrometers, Supplies Headquarters! Manual \$2.00. Brugenheimer Company, Box 201-3, Lexington, Massachusetts.

**WILD Labels, bumper strips!** Strange, startling, unconventional! Krazy Labels, Box 15-H, Olympia, Washington.

**NEW Vortex theory** for atoms and elementary particles as a unique and satisfactory structural explanation for the entire Periodic Table. Nuclear theory scrutinized and rejected. 1963 edition. 25¢ postpaid. C. F. Krafft, 4809 Columbia Road, Annandale, Virginia, 22003.

**INDEPENDENT Thinkers—investigate Humanism,** the scientific personal philosophy! Free literature. American Humanist Association, Dept. PE2, Yellow Springs, Ohio.

**CANADIAN Lands, seized and sold** for taxes. Our 47th annual series of lists, describe many choice properties, situated from coast to coast, acquired by us through Tax Sale. Priced as low as five dollars per acre, guaranteed perfect title, small monthly payments, no mortgage. Beautifully situated hunting and fishing camps, where there is real sport; summer cottage sites, heavily wooded acreages. Now is the time to invest in Canada's minerals, forests and farms. Write to-day for free twenty page booklet with full explanation. Tax Sale Service, Room 301-Z, 85 Bloor St., E. Toronto 5, Canada.

**\$130 Average Race Day Profit** with \$50. 25 years results in amazing copyright book. Hitchings, Box 5715-2, Carmel, Calif.

**MODERN Formulas** \$2.00. Satisfaction guaranteed. Tarar, 245 Garland, Hot Springs, Arkansas.

**STAMMER—Stutter—No More** (Dr. Young.) Write: Gaucho, Box 9309-E8, Chicago 90.

## STAMPS AND COINS

**HISTORY** In The Making Issues! 65 different U.S. stamps, including Airmails, Special Delivery, Postage Dues, High Denominations, etc., some over 75 years old! Only 10¢ with approvals. Offer to adults only. Littleton Stamp Co., Littleton B12, N. H.



**ONLY 10¢.** North America Collection Plus 121 Foreign Flag Stamps. Valuable get-acquainted offer. Big collection of genuine, all-different postage stamps of Greenland (North Pole), St. Pierre, Newfoundland, Canada—Eskimos, Indians, 1862 British Columbia & Vancouver Is. Cent., Nova Scotia, etc. United Nations. U.S. Stamps—19th Century, First Plane, Steamboat, Pony Express, many others. Also, Colonial & Civil War Commems. Plus flag stamps of 121 foreign countries. Extra! Collector's catalog; exciting selection of stamps on approval; and "How to Recognize Rare Stamps." Send only 10¢. Kenmore, Milford EF-631, New Hamp.

100 Foreign coins for \$2.95. Pickford, Box 188PE, Tolle-son, Arizona.

**NOW!** Ancient Roman Coin \$1.75; 3 different \$4.50. 5 century old Europeans \$1.50. Ross's Box 7-D Grandville, Mich.

**FREE Giant Bargain Catalog**—New Edition listing thousands of bargains including U.S. and B.N.A. stamps, packets, mixtures, albums, accessories and supplies; sent with beautiful approvals. Jamestown Stamp, Dept. E34EG, Jamestown, N.Y.

**TOPS!** Free illustrated booklet "How To Collect Coins." Approvals. Littleton Coin Co., Littleton E12, N. H.

## EMPLOYMENT INFORMATION

**FOREIGN Employment.** Construction, other work projects. Good paying overseas jobs with extras, travel expenses. Write only: Foreign Service Bureau, Dept. D, Bradenton Beach, Florida.

**TREMENDOUS Opportunities.** USA-Overseas-Choose jobs-locations, Transportation. Free details. Occupations. International Airport, Box 100-V2, Jamaica 30, N. Y.

## BUSINESS OPPORTUNITIES

**INVESTIGATE Accidents**—Earn \$750 to \$1,000 monthly. Men urgently needed. Car furnished. Business expenses paid. No selling. No college education necessary. Pick own job location. Investigate full time. Or earn \$6.44 hour spare time. Write for Free Literature. No obligation. Universal, CZ-3, 6801 Hillcrest, Dallas 5, Texas.

**BUY Direct** from factories. Appliances, cameras, watches! Free details! Cam Co., 436 PE Bloomfield Ave., Verona, N. J.

**VENDING Machines**—No Selling. Operate a route of coin machines and earn amazing profits. 32-page catalog free. Parkway Machine Corporation, 715PE Ensor Street, Baltimore 2, Md.

**ELECTROPLATING** equipment and supplies. All types for home work shops. Free Catalog. HBS Equipment Division, 3445 Union Pacific, Los Angeles 23, Calif.

**I MADE \$40,000.00 Year** by Mailorder! Helped others make money! Start with \$10.00—Free Proof. Torrey, Box 3566-N, Oklahoma City 6, Oklahoma.

**BIG Money**—Operate own fix-it shop. Service household appliances, motors, mowers, saws, skates, etc. Free book. Christy Trades School, A1814, 3214 W. Lawrence, Chicago 25.

**EARN Extra money** selling advertising book matches. Free samples furnished, Matchcorp, Dept. MD-34, Chicago 32, Illinois.

**SELL Electron Tubes.** Liberal Commissions. Territories Available Throughout World. Write in Confidence to Box 112, Popular Electronics, One Park Ave., N. Y. 16, N. Y.

**MAKE \$25-\$50 weekly** clipping newspaper items for publishers. Some clippings worth \$5.00 each. Particulars free. National, Box 718, Long Beach, N.Y.

**\$100 weekly possible.** Address-mail letters featuring real merchandise. Get \$10 orders in every mail—keep \$8 profit. Everything furnished. Details free. National Plans, Box 718, Long Beach, N.Y.

**EARN \$2.50 hour** assembling our small Lures and Flies for stores. Write: Snatch-All, Ft. Walton Beach 14, Fla.

**PIANO Tuning** learned quickly at home. Tremendous field! Musical knowledge unnecessary. Information free. Empire School of Piano Tuning, Dept. PE, Box 327, Shendoah Station, Miami, Florida 33145. (Founded 1935.)

**ELECTROPLATING** Equipment and supplies. All types for home workshops and industrial. Send \$1.00 (refundable) for equipment guide, formulas, operating data, catalog. HBS Equipment Division 90, 3445 Union Pacific Ave., Los Angeles 23, California.

**"HYPNOTIZE"** . . One word . . One fingersnap," on stage. Satisfaction—or refund. \$2.00. Hypnomaster, Box 9309-E8, Chicago 90.

## POPULAR ELECTRONICS March 1964 ADVERTISERS INDEX

READER SERVICE NO.	ADVERTISER	PAGE NO.
1	Allied Radio	30
2	Allied Radio American Institute of Engineering & Technology	83 107
3	Argos Products	94
4	Burstein-Applebee Co.	107
5	Cadre Industries Corp. Capitol Radio Engineering Institute, The	4 5
6	Christy Trades School Cleveland Institute of Electronics Conar	96 34, 35, 36, 37 8
43	Cornell Electronics Co. Coyne Electronics Institute DeVry Technical Institutes	100 100 3
44	Dynaco, Inc.	113
8	EICO Electronic Instrument Co., Inc.	40
9	Fisher Radio Corporation Grantham School of Electronics	FOURTH COVER 103
10	Greve Electronic Supply Company	102
11	Hallcrafters	111
12	Heath Company	89, 91, 93
13	Hy-gain Antenna Products Corp.	28
14	International Crystal Mfg. Co., Inc. Interstate Electronics	1 103
15	Johnson Company, E.F.	9
16	Kuhn Electronics Inc.	12
17	Lafayette Radio Electronics Massey Technical Institute	13 98
18	Metrotek Electronics, Inc.	6
19	Micro Electron Tube Co.	96
20	Milwaukee School of Engineering	32
21	Minnesota Mining & Manufacturing Co. Mission Liquidators	31 100, 106
22	Mosley Electronics Inc. Multicore Sales Corp.	38 107
23	Nation Wide Tube Co.	30
24	National Radio Co. National Radio Institute National Technical Schools	22 SECOND COVER 16, 17, 18, 19
25	North American Phillips	99
26	Olson Electronics Incorporated	111
27	Pearce-Simpson, Inc. Philco Technological Center	10 106
28	Poly Paks	106
29	Progressive "Edu-Kits" Inc. RCA Institutes, Inc. Rad-Tel Tube Co.	105 84, 85, 86, 87, 94 118
31	Regency Electronics, Inc.	THIRD COVER
32	Sams & Co., Inc., Howard	95
33	Scott Inc., H.H.	101
34	Step Electronics	113
42	Sonar Radio Corporation	97
39	Superscope, Inc.	21
35	Telex, Inc.	98
36	Tarado Corporation Tri-State College	12 107
37	Turner Microphone Company, The	14
40	U.S. Army Valparaiso Technical Institute	29 103
38	Weller Electric Corp. Western Radio	7 98

**CLASSIFIED ADVERTISING 114, 115, 116, 117**

# RAD-TEL'S

QUALITY

# BRAND NEW TUBE SALE!

LOW, LOW PRICES--COMPARE

UP TO  
**SAVE  
75%  
OFF\***



\*Manufacturers Suggested List Price

## ONE YEAR GUARANTEE

RAD-TEL WILL REPLACE ANY TUBE THAT DOES NOT GIVE EFFICIENT PERFORMANCE FOR 1 YEAR FROM DATE OF PURCHASE.

## ONE DAY SERVICE

OVER 500 TYPES IN STOCK  
ORDER TYPES NOT LISTED

**FREE!** Send For New Tube & Parts Catalog  
Send For Trouble Shooting Guide



### TUBE SUBSTITUTION BOOK

\$1.25  
No. 193

- Over 11,000 direct tube substitutes
- Only all-inclusive directory of electron tube equivalents:
  - For USA electron tubes
  - Substitutes for foreign tubes
  - Picture tubes, newer models
  - Picture tubes, older models
  - transistor replacements
  - Army-Navy, V.T. substitutes



### CHEATER CORD

Easy to work on set while panel is off.  
6 ft., No. 154..... 29¢ ea. Lots of 3-25¢ ea.



## RAD-TEL TUBE CO.

TV, RADIO AND HI-FI

DEPT. PE 55 CHAMBERS STREET, NEWARK, NEW JERSEY 07105

TERMS: 25% deposit must accompany all orders, balance C.O.D. Orders under \$5. add \$1 handling charge plus postage. Orders over \$5. plus postage. Approx. 8 tubes per 1 lb. Subject to prior sale. No C.O.D.'s outside continental U.S.A.

Fast, Dependable service — Selling direct by mail for over 16 years

RAD-TEL Tube Co. Total Tubes \$ \_\_\_\_\_  
Dept. PE Total Part(s) \$ \_\_\_\_\_  
55 Chambers Street Postage \$ \_\_\_\_\_  
Newark, New Jersey 07105 Grand Total \$ \_\_\_\_\_

ENCLOSE IS \$\_\_\_\_\_ Please rush order.

SEND: \_\_\_\_\_TUBE SUBSTITUTION BOOK, No. 193 (w/ 1.25 EACH  
Cheater Cord 29¢ ea, Lots of 3 - 25¢ ea, #154  
Orders under \$5.00 - Add \$1.00 handling charge - plus postage.

**FREE!**  Send FREE Tube and Parts Catalog  
 Send FREE Trouble Shooting Guide

NAME \_\_\_\_\_  
ADDRESS \_\_\_\_\_

CITY \_\_\_\_\_ ZONE \_\_\_\_\_ STATE \_\_\_\_\_

### EACH TUBE ATTRACTIVELY BOXED & BRANDED RAD-TEL

Qty.	Type	Price	Qty.	Type	Price	Qty.	Type	Price	Qty.	Type	Price
—	0Z4	.79	—	6AU8	.87	—	6K6	.53	—	12CU5	.58
—	1AX2	.62	—	6AV6	.41	—	654	.52	—	12CU6	1.06
—	1B3	.79	—	6AW8	.90	—	6SA7GT	.99	—	12CX6	.54
—	1DN5	.55	—	6AX4	.66	—	65H7	1.02	—	12D4	.69
—	1G3	.79	—	6AX5	.74	—	65J7	.88	—	12DE8	.83
—	1J3	.79	—	6BA6	.50	—	65K7GT	.95	—	12DL8	.88
—	1K3	.79	—	6BC5	.61	—	65L7GT	.84	—	12DQ6	1.04
—	1R5	.77	—	6BC8	1.04	—	65N7	.65	—	12D57	.84
—	1S5	.75	—	6B5E	.55	—	65Q7GT	.94	—	12DT5	.76
—	1T4	.72	—	6BF5	.90	—	674	.99	—	12DT7	.79
—	1U5	.65	—	6BF6	.44	—	678	.85	—	12DT8	.78
—	1X2B	.82	—	6BG6	1.70	—	6U8	.83	—	12DW8	.89
—	2AF4	.96	—	6BH8	.98	—	6V6GT	.54	—	12DZ6	.62
—	3AL5	.46	—	6BJ6	.65	—	6W4	.61	—	12ED5	.62
—	3AU6	.54	—	6BJ7	.79	—	6W6	.71	—	12EG6	.62
—	3AV6	.42	—	6BK7	.85	—	6X4	.41	—	12EK6	.62
—	3BC5	.63	—	6BL7	1.09	—	6X8	.80	—	12EL6	.50
—	3BN6	.75	—	6BN6	.74	—	7A8	.68	—	12EZ6	.57
—	3BU8	.78	—	6BQ6	1.12	—	7AU7	.65	—	12F8	.66
—	3BY6	.58	—	6BQ7	1.00	—	7EY6	.75	—	12FA6	.79
—	3BZ6	.56	—	6BU8	.70	—	7Y4	.69	—	12FM6	.50
—	3C86	.56	—	6BX7	1.11	—	8AU8	.90	—	12FR8	.97
—	3C56	.58	—	6BZ6	.55	—	8AW8	.93	—	12FX8	.90
—	3DG4	.85	—	6BZ7	1.03	—	8BQ5	.60	—	12GC6	1.06
—	3DK6	.60	—	6C4	.45	—	8CG7	.63	—	12J8	.84
—	3DT6	.54	—	6CB6	.55	—	8CM7	.70	—	12K5	.75
—	3GK5	.63	—	6CD6	1.51	—	8CN7	.97	—	12L6	.73
—	3Q4	.63	—	6CG7	.61	—	8CS7	.74	—	12L7	.69
—	3S4	.75	—	6C8B	.90	—	8CB8	.94	—	12SK7GT	.95
—	3V4	.63	—	6CL8	.79	—	8F07	.56	—	12SL7	.80
—	4BQ7	1.01	—	6CM7	.69	—	9CL8	.79	—	12SN7	.67
—	4CS6	.61	—	6CN7	.70	—	11CY7	.75	—	12SQ7GT	.91
—	4DT6	.55	—	6CQ8	.92	—	12A4	.60	—	12U7	.62
—	4GM6	.60	—	6CR6	.60	—	12AB5	.60	—	12V6	.63
—	5AM8	.79	—	6CS6	.57	—	12AC6	.55	—	12W6	.71
—	5AN8	.90	—	6C57	.69	—	12AD6	.57	—	12X4	.47
—	5AQ5	.54	—	6CU5	.58	—	12AE6	.50	—	17AX4	.67
—	5AT8	.83	—	6CV6	1.08	—	12AE7	.94	—	17DQ6	1.06
—	5BK7	.86	—	6CY5	.70	—	12AF3	.73	—	18FW6	4.99
—	5BQ7	1.01	—	6CY7	.71	—	12AF6	.67	—	18FX6	.53
—	5BR8	.83	—	6DA4	.68	—	12AJ6	.62	—	18FY6	.50
—	5CG8	.81	—	6DE6	.61	—	12AL5	.47	—	19AU4	.87
—	5CL8	.76	—	6DG6	.62	—	12AL8	.95	—	19B66	1.39
—	5CQ8	.84	—	6DJ8	1.21	—	12AQ5	.60	—	19EA8	.79
—	5EAB	.80	—	6DK6	.59	—	12AT6	.50	—	19T8	.85
—	5EU8	.80	—	6DN6	1.55	—	12AT7	.76	—	21EX6	1.49
—	5J6	.72	—	6DQ6	1.10	—	12AU6	.51	—	25AX4	.70
—	5T8	.86	—	6DT5	.81	—	12AU7	.61	—	25C5	.53
—	5U4	.60	—	6DT6	.53	—	12AV6	.41	—	25CA5	.59
—	5U8	.84	—	6DT8	.94	—	12AV7	.82	—	25CD6	1.52
—	5V6	.56	—	6EAB	.79	—	12AX4	.67	—	25CU6	1.11
—	5X8	.82	—	6EB5	.73	—	12AX7	.63	—	25DN6	1.42
—	5Y3	.46	—	6EBB	.94	—	12AY7	1.44	—	25EH5	.55
—	6AB4	.46	—	6EM5	.77	—	12AZ7	.86	—	25L6	.57
—	6AC7	.96	—	6EM7	.82	—	12B4	.68	—	25W4	.68
—	6AF4	1.01	—	6EU8	.75	—	12B06	.50	—	32ET5	.55
—	6AG5	.70	—	6EV5	.75	—	12BE6	.53	—	35C5	.51
—	6AH4	.81	—	6EY6	.57	—	12BF6	.60	—	35L6	.60
—	6AH6	1.10	—	6EY6	.75	—	12BH7	.77	—	35W4	.42
—	6AK5	.95	—	6F67	.69	—	12BK5	1.00	—	35Z5	.60
—	6AL5	.47	—	6FV8	.79	—	12BL6	.56	—	36AM3	.36
—	6AM8	.78	—	6GH8	.80	—	12BQ6	1.16	—	50B5	.69
—	6AQ5	.53	—	6GK5	.61	—	12BR7	.74	—	50C5	.53
—	6AS5	.60	—	6GK6	.79	—	12B7	.76	—	50EH5	.55
—	6AT6	.49	—	6GN8	.94	—	12B77	.77	—	50L6	.61
—	6AT8	.86	—	6H6	.58	—	12B27	.86	—	70L7	.97
—	6AU4	.85	—	6J5GT	.51	—	12CN5	.56	—	11Z23	.85
—	6AU6	.52	—	6J6	.71	—	12CR6	.67	—	807	.75

### RAD-TEL TUBE CO. NOT AFFILIATED WITH ANY OTHER MAIL ORDER TUBE COMPANY

—	5AQ5	.54	—	6CU5	.58	—	12AE6	.50	—	17AX4	.67
—	5AT8	.83	—	6CV6	1.08	—	12AE7	.94	—	17DQ6	1.06
—	5BK7	.86	—	6CY5	.70	—	12AF3	.73	—	18FW6	4.99
—	5BQ7	1.01	—	6CY7	.71	—	12AF6	.67	—	18FX6	.53
—	5BR8	.83	—	6DA4	.68	—	12AJ6	.62	—	18FY6	.50
—	5CG8	.81	—	6DE6	.61	—	12AL5	.47	—	19AU4	.87
—	5CL8	.76	—	6DG6	.62	—	12AL8	.95	—	19B66	1.39
—	5CQ8	.84	—	6DJ8	1.21	—	12AQ5	.60	—	19EA8	.79
—	5EAB	.80	—	6DK6	.59	—	12AT6	.50	—	19T8	.85
—	5EU8	.80	—	6DN6	1.55	—	12AT7	.76	—	21EX6	1.49
—	5J6	.72	—	6DQ6	1.10	—	12AU6	.51	—	25AX4	.70
—	5T8	.86	—	6DT5	.81	—	12AU7	.61	—	25C5	.53
—	5U4	.60	—	6DT6	.53	—	12AV6	.41	—	25CA5	.59
—	5U8	.84	—	6DT8	.94	—	12AV7	.82	—	25CD6	1.52
—	5V6	.56	—	6EAB	.79	—	12AX4	.67	—	25CU6	1.11
—	5X8	.82	—	6EB5	.73	—	12AX7	.63	—	25DN6	1.42
—	5Y3	.46	—	6EBB	.94	—	12AY7	1.44	—	25EH5	.55
—	6AB4	.46	—	6EM5	.77	—	12AZ7	.86	—	25L6	.57
—	6AC7	.96	—	6EM7	.82	—	12B4	.68	—	25W4	.68
—	6AF4	1.01	—	6EU8	.75	—	12B06	.50	—	32ET5	.55
—	6AG5	.70	—	6EV5	.75	—	12BE6	.53	—	35C5	.51
—	6AH4	.81	—	6EY6	.57	—	12BF6	.60	—	35L6	.60
—	6AH6	1.10	—	6EY6	.75	—	12BH7	.77	—	35W4	.42
—	6AK5	.95	—	6F67	.69	—	12BK5	1.00	—	35Z5	.60
—	6AL5	.47	—	6FV8	.79	—	12BL6	.56	—	36AM3	.36
—	6AM8	.78	—	6GH8	.80	—	12BQ6	1.16	—	50B5	.69
—	6AQ5	.53	—	6GK5	.61	—	12BR7	.74	—	50C5	.53
—	6AS5	.60	—	6GK6	.79	—	12B7	.76	—	50EH5	.55
—	6AT6	.49	—	6GN8	.94	—	12B77	.77	—	50L6	.61
—	6AT8	.86	—	6H6	.58	—	12B27	.86	—	70L7	.97
—	6AU4	.85	—	6J5GT	.51	—	12CN5	.56	—	11Z23	.85
—	6AU6	.52	—	6J6	.71	—	12CR6	.67	—	807	.75

Printed in U.S.A.

CIRCLE NO. 31 ON READER SERVICE PAGE  
Always say you saw it in—POPULAR ELECTRONICS

SEE  
WHAT'S NEW  
EXCITING  
IN...

# P.O.

## COMMUNICATIONS EQUIPMENT

*Regency* <sup>👑</sup> monitorradio



NEW RANGE GAIN TRANSCEIVER

**\* Professional Quality**

**RANGE GAIN—  
POSITIVELY THE FINEST CB TRANSCEIVER YOU CAN BUY**

RANGE GAIN is today the most popular and most wanted CB unit of all . . . offers every feature you could want in 2-way radio—and the power to make it really meaningful. Get the all-exclusive advantages of double side band reduced carrier as proved by Army, Navy, and Air Force communications; greater range, clarity of signal! 23 crystal controlled channels—transmit and receive included. Full 12-month warranty on unit and crystals. \$269.95.


**NEW FLIGHT MONITORADIO AIRCRAFT RECEIVER**



**FOR THE AVIATION ENTHUSIAST OR PROFESSIONAL PILOT**

No gimmicks here—you get solid voice communication where others fail! Clearly hear control towers, aircraft, approach control, etc. Nuvistor front end provides superior signal to noise ratio . . . 1 $\mu$ v sensitivity is best there is! The professional Flight Monitoradio outperforms "commercial grade" aircraft receivers with no-drift performance. Illuminated slide rule calibrated dial. 108 to 136 MC. 12-month guarantee. \$79.95.

**NEW MONITORADIO FM EMERGENCY RECEIVERS**



**FRESH NEW STYLING FOR "BEST BUY" EMERGENCY RECEIVERS—FIXED OR MOBILE**

Listen as police and fire calls tell of emergencies in your area . . . taxi and radio telephone calls reveal the busy activities of people on the go. Choose the receiver that best fits your needs from a Regency assortment providing a wide range of job-tested professional models. Select high or low band, crystal controlled or tuneable . . . from \$59.95 to \$169.95.

WE'LL BE GLAD TO SEND YOU COMPLETE INFORMATION ON ANY REGENCY PRODUCT.



**REGENCY ELECTRONICS, INC.**

7901 PENDLETON PIKE  
INDIANAPOLIS, INDIANA, 46226

PLEASE SEND ME INFORMATION ON YOUR

- Range Gain CB     Aviation Receivers  
 Emergency Police, Fire Receivers

**ALL ITEMS ON THIS PAGE CARRY REGENCY'S EXCLUSIVE 12-MONTH GUARANTEE**

# Buying stereo?

# The first thing you need is free.

**MAIL POST CARD FOR YOUR FREE FISHER HANDBOOK !**

Fisher Handbook



**FREE! \$1.00 VALUE! JUST PUBLISHED!**

The new, expanded 1964 edition of The Fisher Handbook is now available without charge to readers of this publication. This lavishly illustrated 52-page reference guide, idea book and high fidelity component catalogue is the first thing you need before you make an investment in stereo equipment. The authoritative Fisher Handbook talks to you in clear, non-technical language, telling you what stereophonic high fidelity is all about and how to avoid costly errors in buying components.

Name \_\_\_\_\_

Address \_\_\_\_\_

City \_\_\_\_\_ State \_\_\_\_\_

10322

PLACE  
4¢  
STAMP  
HERE

**FISHER RADIO CORPORATION  
21-40 44th DRIVE  
LONG ISLAND CITY, N. Y. 11101**

Overseas residents write to Fisher Radio International, Inc., Long Island City, N. Y. 11101.  
Canadian residents write to Tri-Tel Associates, Ltd., Willowdale, Ont.

CIRCLE NO. 9 ON READER SERVICE CARD