


BUILD REAR-VIEW MIRROR DIMMER

POPULAR ELECTRONICS

**FEBRUARY
1963**

**35
CENTS**

**VHF Eavesdropper ★ Add-On S-Meter
CONELRAD/NEAR Report ★ Tunnel Diodes
Short-Wave Predictions ★ R. F. Power Capsule**



12DE244 48C64
L. DARKNELL, JR.
406 UPTON ST
REDWOOD CITY CAL



Where You Train Is As Important As Your Decision To Train



encourages him to reach his goals and realize his ambitions . . . is most important to his success.

This is a fast changing world. A school offering Electronics courses must keep pace. That's why NRI—with nearly 50 years of specialized experience—now offers *nine* choices of training within the one field of Electronics. Select the course of most interest to you and receive the kind of home-study training that prepares you for a *specialized* career. NRI's large staff of specialists is always on the job keeping course material up-to-date . . . helping you earn your way while training . . . assisting you with job placement when ready. In short, whatever branch of Electronics you select, NRI is qualified through knowledge and experience to help you grow.




Expanding uses of Electronics in industry, business, the military, are increasing the demand for trained Electronic Technicians. Electronics needs more Technicians than engineers—from four to seven times more! Electronics is changing our world, creating interesting and important career opportunities for those who qualify. NRI training prepares you.



Communications is the key to a fast-moving world, from the mobile radio in your car to the TV set in your home and the satellite in space. Technicians are needed to help operate and service transmitting equipment used in broadcasting, aviation, marine and mobile communications. Even a service Technician needs an FCC License today to work on C-Band and other Radio equipment. NRI trains you for your choice of Communications fields.

SPECIAL TRAINING EQUIPMENT INCLUDED

NRI "learn by practice" method is the time-proved way to learn easier, faster, better. Most NRI courses include—at *no extra cost*—special training equipment to give shop and laboratory experience in your own home. All equipment is yours to keep.



Projects you build, experiments you perform, make NRI lessons come to life. Complex subjects become interesting, easy to grasp. Your first projects are measuring voltage and current in circuits you build yourself. You use a Vacuum Tube Voltmeter which you construct. Later on, you progress into more involved experiments. If you like working with your hands, you'll enjoy learning Electronics with NRI.

THE PROVEN WAY TO BETTER PAY

Best of all, NRI provides training right in your own home and in your spare time. No time wasted getting to school. You fit study hours to your own schedule. You go as fast or as slow as you like. Check the training of most interest to you; cut out and mail the postage-free card now. Read about Electronics opportunities, NRI courses, the NRI trial plan, convenient terms.



Television and Radio are bigger than ever. Color Television, after years of experimenting, is now moving ahead fast. Hi-fi stereo, PA systems, FM all mean money-making opportunities for you as a Service Technician in your own spare-time or full-time business, or working for someone else. NRI's time-tested training not only teaches you to fix sets, but shows you how to earn spare-time money soon after enrolling. Mail postage-free card.



AMERICA'S OLDEST AND LARGEST
RADIO-TV ELECTRONICS HOME-STUDY SCHOOL

Pick The Career You Want In The Wonderful Field of ELECTRONICS

1 INDUSTRIAL-MILITARY ELECTRONICS

Learn Principles, Practices, Maintenance of Electronic equipment used today in business, industry, defense. Covers Electronic controls and measurement, computers, servos, telemetry, multiplexing, many other subjects.

2 RADIO AND TELEVISION SERVICING

Learn to service and maintain AM-FM Radios, TV sets, Stereo Hi-fi, PA systems, etc. A profitable, interesting field for part-time or full-time business of your own.

3 FCC LICENSE

Prepares you quickly for First Class License exams. Every communications station must have one or more FCC-licensed operators. Also valuable for Service Technicians. You train at home.

4 COMPLETE COMMUNICATIONS

A comprehensive training course for men seeking careers operating and maintaining transmitting equipment in Radio-TV Broadcasting or mobile, marine, aviation communications. Prepares you for FCC License.

5 MOBILE COMMUNICATIONS

Training in installation and maintenance of mobile equipment and associated base stations like those used by fire and police, taxi companies, etc. Prepares you for First Class FCC License exams.

6 MARINE COMMUNICATIONS

Shipboard transmitting equipment, direction finders, depth indicators, radar are all covered in this course. You prepare for your First Class Radiotelephone License with Radar Endorsement.

7 AVIATION COMMUNICATIONS

For men who want careers working with and around planes. Covers direction finders, ranges, markers, loran, shoran, radar, landing systems, transmitters. Prepares you for FCC License exams.

8 MATH FOR ELECTRONICS

A short course package of five carefully prepared texts that take you from basic arithmetic review through graphs and electronic formulas. Quick, complete and low in cost.

9 BASIC ELECTRONICS

An abbreviated, 26-lesson course covering Automation-Electronics, Radio-Television language, components and principles. Ideal for salesmen, hobbyists and others who find it valuable to be familiar with the fundamentals of this fast-growing industry.



MAIL POSTAGE-FREE CARD NOW

POPULAR ELECTRONICS



POPULAR ELECTRONICS is indexed
in the Readers' Guide
to Periodical Literature

This month's cover photo by Bruce Penfleton

VOLUME 18

FEBRUARY 1963

NUMBER 2

Special Construction Feature

- Automate Your Rear-View Mirror.....Charles Caringella, W6NJV 61
Install this fully automatic "mirror dimmer" in your car, and let electronics handle that most annoying aggravation of night-time driving—reflected glare

Electronic Construction Projects

- TD/RFQ: Tunnel Diode/Radio Frequency Generator.....Stanley E. Bammel 44
Any Phone Goes.....Art Trauffer 56
RF Power Capsule.....J. C. Chapel 58
Test Equipment Control Center.....Robert J. Spencer 73
Six-Band Nuvistor Booster.....Herb S. Brier, W9EGQ 76

Audio and High Fidelity

- Transistorized Stereo Amplifier:—the Heathkit AA-21.....38
The "Twosome".....Leon A. Wortman 57
What to Do with a Tape Recorder.....Bill Hutchison 60
Hi-Fi Lab Check: EICO ST-84 Stereo Preamplifier.....68
Hi-Fi Showcase.....84

Amateur, CB, and SWL

- Add-On S-Meter.....R. L. Winklepleck 48
CB Spree.....David Moore 50
Short-Wave Broadcast Predictions.....Stanley Leinwoll 54
On the Citizens Band.....Matt P. Spinello, 18W4689 70
Across the Ham Bands:
ARRL Novice Roundup Competition.....Herb S. Brier, W9EGQ 75
Short-Wave Report: Radio Sweden.....Hank Bennett, W2PNA 81
More on CB Docket 14843.....96
Satellites on the Air.....106
Short-Wave Monitor Certificate Application.....115

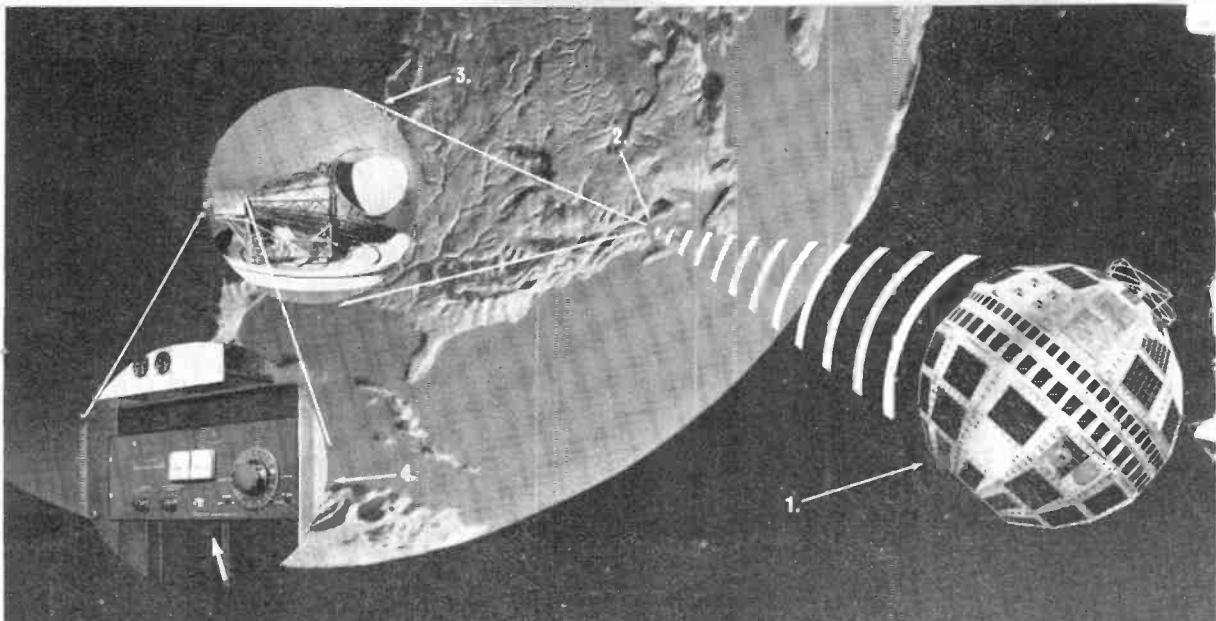
Electronic Features and New Developments

- POP'tronics News Scope.....6
Wanted: an Electronic Paul Revere.....Ed Nanas, WA2HFF 41
Electronics Curves Quiz.....Robert P. Balin 51
Eavesdropping on Satellites.....Tom Lamb, K8ERY 52
Me Technician, You Engineer.....Morton H. Burke 55
Transistor Topics.....Lou Garner 78
Carl and Jerry (Get Well Soon, Mr. Frye).....93
Para-Kiting: Dawn of the Human Antenna.....James Joseph 94

Departments

- Letter Tray.....8
Out of Tune.....12
POP'tronics Bookshelf.....14
Tips and Techniques.....24
Coming Next Month.....28
New Products.....30

Copyright © 1963 by ZIFF-DAVIS PUBLISHING COMPANY. All rights reserved.



**SPECIAL REPORT ON A HISTORIC EXPERIMENT WITH
THE EARTH STATION AT ANDOVER, MAINE**

Scott[®] tuner used for Telstar tests...

Bell System engineers wanted to test FM reception from the Telstar Satellite orbiting in outer space. They used the sensitive Scott 310-D broadcast monitor tuner (rack mounted) for this unique experiment. FM signals were sent to Telstar where they were rebroadcast to the earth station for Communicating by Satellite at Andover, Maine. The Scott FM tuner was successfully used on this project.

Scott congratulates the Bell System on their spectacular achievement and is proud to be part of this historic project.

The Scott 310-D was a logical choice. Like all Scott tuners it offers exceptional sensitivity and selectivity. Scott pioneered Wide-Band FM circuitry. Scott engineers perfected "Time Switching" multiplex circuitry for high fidelity reception. Only Scott silver-plates FM front-ends for highest sensitivity. Scott invented the first foolproof FM Stereo signaling device — the Sonic Monitor*.

If you want the very best FM Stereo reception choose the tuners selected by professionals ... choose Scott, America's most reliable name in FM Stereo. *Patent Pending



350B FM Stereo Tuner

These superb Scott FM Stereo Tuners are proud products of the same engineering laboratories that developed the 310-D used in Telstar.

If you seek perfection choose one of these superb Scott tuners: 4310 Broadcast Monitor FM Stereo Tuner, \$475; 350B FM Stereo Tuner, \$219.95*, 333 AM/FM Stereo Tuner, \$259.95*; 370 FM Stereo Tuner, \$169.95*; LT-110 FM Stereo Tuner Kit, \$159.95*; 340 FM Stereo Tuner/70 Watt Stereo Amplifier, \$379.95*; 355/208 AM/FM Stereo/80 Watt Stereo Tuner Amplifier, \$469.90*.

*Slightly higher west of Rockies

Here's how the "Telstar" experiment worked

1. FM signals were relayed from Bell Telephone System Telstar satellite orbiting the earth at 16,000 M.P.H. at heights varying from 500 to 3,000 nautical miles.
2. Signals were beamed to the "Earth Station for Communicating by Satellite" at Andover, Maine, where
3. a giant horn antenna 180-foot long and 95-foot high received the signals.
4. Installation of Scott 310-D Broadcast Monitor Tuner (Rack Mounted) at Andover, Maine.


Write today for new 1963 Hi-Fi Guide including complete details on Scott FM Stereo tuners and kits and complete "Telstar" report.

SCOTT
H. H. Scott, Inc., Dept. 520-2
111 Powdermill Road, Maynard, Mass.

Export: Mbrhan Exporting Corp., 45B Broadway, N. Y. C.
Canada: Atlas Radio Corp., 50 Wingold Ave., Toronto

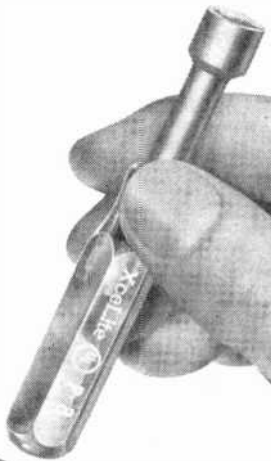
NEW DOUBLE DUTY TOOL SETS

Compact, convertible sets do more jobs with fewer tools, save bench space, lighten the service kit. Remarkable piggyback "torque amplifier" handle slips over pocket tool handles to give the grip, reach, and power of standard drivers. Slim, trim see-thru plastic case fits pocket, has flat base for use as bench stand.



PS-7 SET

2 nutdrivers ($\frac{1}{4}$ " and $\frac{3}{8}$ "),
2 slot tip screwdrivers
($\frac{3}{8}$ " and $\frac{1}{2}$ "), 2 Phillips
screwdrivers (#0 and #1),
all $3\frac{1}{2}$ " pocket size . . .
plus 1" x $3\frac{1}{4}$ " hollow
handle and case.



PS-120 SET

10 color coded, $3\frac{1}{2}$ "
pocket size nutdrivers
($\frac{1}{8}$ " thru $\frac{3}{8}$ ") . . .
plus 1" x $3\frac{3}{8}$ " hollow
handle and case.



WRITE FOR LITERATURE

XCELITE

XCELITE, INC. • 20 BANK ST., ORCHARD PARK, N. Y.
Canada: Charles W. Pointon, Ltd., Toronto, Ont.

POPULAR ELECTRONICS

World's Largest-Selling Electronics Magazine

Publisher **PHILLIP T. HEFFERNAN**

Editor **OLIVER P. FERRELL**

Managing Editor **JULIAN M. SIENKIEWICZ, WA2CQL**

Art Editor **JAMES A. ROTH**

Associate Editors **RICHARD A. FLANAGAN**

MARGARET MAGNA

Assistant Editor **DAVID N. KAPSACK**

Draftsman **ANDRE DUZANT**

Amateur Radio Editor **H. S. BRIER, W9EGQ**

CB Editor **M. P. SPINELLO, 18W4689**

Semiconductor Editor **L. E. GARNER, JR.**

Short-Wave Editor **H. BENNETT, W2PNA**

Contributing Editor **J. T. FRYE, W9EGV**

Radio Propagation Editor **STANLEY LEINWOLL**

Editorial Consultant **OLIVER READ, W4TWV**

Advertising Manager **WILLIAM G. McROY, 2W4144**

Advertising Service Manager **ARDYS C. MORAN**

ZIFF-DAVIS PUBLISHING COMPANY

Editorial and Executive Offices (ORegon 9-7200)
One Park Avenue, New York 16, New York

William B. Ziff, Chairman of the Board (1946-1953)
William Ziff, President

W. Bradford Briggs, Executive Vice President
Hershel B. Sarbin, Vice President and General Manager

M. T. Birmingham, Jr., Vice President and Treasurer

Robert P. Breeding, Circulation Director

Charles Housman, Financial Vice President

Stanley R. Greenfield, Vice President

Midwestern and Circulation Office (WAbash 2-4911)

434 South Wabash Avenue, Chicago 5, Illinois

Midwestern Advertising Manager **JAMES WEAKLEY**

Western Office (CRestview 4-0265)

9025 Wilshire Boulevard, Beverly Hills, California

Western Advertising Manager **WILLIAM J. RYAN, 11Q3002**

Foreign Advertising Representative

D. A. Goodall Ltd., London, England




Member
Audit Bureau of
Circulations

SUBSCRIPTION SERVICE: All subscription correspondence should be addressed to POPULAR ELECTRONICS, Circulation Department, 434 South Wabash Avenue, Chicago 5, Illinois. Please allow at least six weeks for change of address. Include your old address as well as new—enclosing if possible an address label from a recent issue.

EDITORIAL CONTRIBUTIONS must be accompanied by return postage and will be handled with reasonable care; however, publisher assumes no responsibility for return or safety of art work, photographs or manuscripts.

POPULAR ELECTRONICS is published monthly by Ziff-Davis Publishing Company at 434 South Wabash Avenue, Chicago 5, Illinois. Subscription Rates: One year United States and possessions, \$4.00; Canada and Pan American Union Countries, \$4.50; all other foreign countries, \$5.00. Second Class postage paid at Chicago, Illinois, and at additional mailing offices. Authorized as second class mail by the Post Office Department, Ottawa, Canada, and for payment of postage in cash. February, 1963. Volume 18, Number 2.



The easiest FM Multiplex tuner kit to build...

is the one you would choose for performance alone!

The Fisher KM-60 StrataKit is the inevitable choice of the kit builder who has considered the pros and cons of every FM Stereo Multiplex tuner available in kit form today. The KM-60 is by far the easiest to build—because it is a StrataKit. It is by far the finest performer—because it is a Fisher.

The StrataKit method of kit construction is a unique Fisher development. Assembly takes place by simple, error-proof stages (Strata). Each stage corresponds to a separate fold-out page in the instruction manual. Each stage is built from a separate transparent packet of parts (StrataPack). Major components come already mounted on the extra-heavy-gauge steel chassis. Wires are pre-cut for every stage—which means every page. All work can be checked stage-by-stage and page-by-page, before proceeding to the next stage.

The front-end and Multiplex stages are assembled and pre-aligned. The other stages are already aligned and require a simple 'touch-up' adjustment by means of the tuner's laboratory-type d'Arsonval signal-strength meter.

The ultra-sophisticated wide-band Fisher circuitry of the KM-60 puts it in a class by itself. Its IHFM Standard sensitivity of 1.8 microvolts makes it the world's most sensitive FM tuner kit. Capture ratio is

2.5 db, signal-to-noise ratio 70 db. Enough said.

Another outstanding feature of the Multiplex section is the exclusive STEREO BEAM, the Fisher invention that shows instantly whether or not an FM station is broadcasting in stereo. It is in operation at all times and is completely independent of the tuning meter.

The Fisher KM-60 StrataKit is very close to the finest FM Stereo Multiplex tuner that money can buy and by far the finest that you can build. Price, \$169.50*.

FREE! \$1.00 VALUE! Write for The Kit Builder's Manual, a new, illustrated guide to high fidelity kit construction.

FISHER RADIO CORPORATION
21-52 44th Drive
Long Island City 1, N. Y.

**The
Kit Builder's
Manual**

Please send me without charge The Kit Builder's Manual, complete with detailed specifications on all Fisher StrataKits.

Name

Address

City Zone State

10213


THE FISHER

*FACTORY-WIRED (KM-61), \$219.50. WALNUT OR MAHOGANY CABINET, \$24.95. METAL CABINET, \$12.95.


PRICES SLIGHTLY HIGHER IN THE FAR WEST. EXPORT: FISHER RADIO INTERNATIONAL, INC., LONG ISLAND CITY 1, N. Y. CANADA: TRI-TEL ASSOCIATES, LTD., WILLOWDALE, ONT.



▶ **A TRANSPARENT PHANTOM**, shaped like a human head, tests the effectiveness of scanning devices in detecting brain tumors. Developed by Picker X-Ray Corporation, White Plains, N.Y., the unbreakable plastic noggin has two swivel-jointed openings in the top through which "tumor simulators," loaded with desired amounts of radioactive material, can be placed anywhere within the "brain" area. When the phantom is filled with water, the resulting "mock-up" skull provides a close simulation of the radiation absorption and scattering characteristics experienced with an actual human head. Tests have shown that the background counting rate resulting from scatter of radiation from the simulated tumors in the water-filled skull is at least as great as that observed clinically in actual brain scanning.



▶ **UNDERWATER ARTILLERY** that will "shoot" telephone conversations across the bed of the Pacific Ocean undergoes final stages of assembly and inspection at the plant of a British affiliate of International Telephone and Telegraph Corporation. Known technically as submarine telephone repeaters, these gold-plated "guns" will amplify the signals as they become weaker in traveling along a transpacific telephone cable between Australia and Canada. The cable, which is expected to carry up to 80 two-way telephone calls simultaneously, will supplement the interference-prone high-frequency radio links now in use.



▶ **BYE-BYE, SOLDER**—Ultrasonic bonding, or "sound soldering," is a new, unique metal bonding process that can lop 40% from the cost of manufacturing complete microminiature electronic circuits. It will be used by the Sperry Electronic Tube Division in Gainesville, Florida, to fabricate micromodules. Photo shows printed circuit board (at top) redesigned into compact wired circuit (far left) which is packaged in a "butter-pat" sized container (left). The new package design will allow circuits to throw off more heat and will extend their life, besides reducing the space they take up.



▶ **FIRE ONE!** If only a fraction of the thousands of Polaris missiles "fired" during recent simulated launchings at the U.S. Navy Submarine School, New London, Conn., were armed with nuclear war heads, any enemy or combination of enemies would have been "wiped from the face of the earth." Training Polaris crews in the intricate launch procedures of this powerful weapon is an electronic maritime device developed and built by Curtiss-Wright Corporation. As sophisticated as a nuclear submarine, the device simulates oceanic operating conditions as well as the complicated tasks of launching missiles from anywhere under the "seven seas."

3

More Big Training Advantages



DeVRY Tech Exclusive!

WITH TRANSISTORIZED
METER . . . PLUS NEW "MODULAR
CIRCUITS" TO BUILD
AT HOME!

Now Prepare for GOOD
JOB OPPORTUNITIES IN
ELECTRONICS Faster—with

1. **METER** — Transistorized, Portable, AC-DC Multimeter
2. **SCOPE** — 5-inch New Streamlined Commercial-Type Oscilloscope
3. **ELECTRO-LAB*** — For 3-Dimension Circuit Building

To help you get ready F-A-S-T-E-R . . . and THOROUGHLY . . . for good-paying job opportunities in the fast growing Electronics field, DeVry Technical Institute now presents the newest and finest training advantages in its over 30 years of experience. Now . . . AT HOME . . . in your spare time, you prepare with "industry-type" home laboratory equipment. To provide real PRACTICAL EXPERIENCE, you build a quality Transistorized Meter and a 5-inch industrial-type Oscilloscope . . . work with small, 3-dimensional circuits on DeVry's new Design Console . . . use highly instructive home training movies . . . and follow up-to-date lessons with many time-saving fold-out diagram sheets.


Little wonder DeVry men qualify for such fine opportunities in Space-Missile Electronics, Automation, Computer Work, Radio-TV, Industrial Controls, and other fields.

You learn PRACTICAL techniques important in today's Space Age industry, because you build many compact circuits with the streamlined Electro-Lab, using exclusive solderless "modular connectors." You perform over 300 construction and test procedures in all! Your self-built test equipment has function-grouped controls, meter scales color-keyed to the panel markings—much like instruments used on today's jobs. What's so important, the home laboratory and the test equipment are YOURS TO KEEP!



OSCILLOSCOPE

DESIGN
CONSOLE



METER

INDUSTRY NEEDS TRAINED MEN

From RADIO to SPACE- MISSILE ELECTRONICS

Through this remarkable 3-way method, DeVry Tech has helped thousands of ambitious men prepare for good jobs or their own profitable full-time or part-time service shops. It is the newest in a long series of PRACTICAL training aids that we have pioneered and developed in more than three decades of experience. Sound interesting? Then see how DeVry Tech may help YOU. Mail the coupon today.

DeVry's training goes all the way from radio repair . . . to space-missile electronics. That's the range of subjects covered in its programs AT HOME or in its well-equipped training centers in Chicago and Toronto. You learn up-to-date techniques, working with new equipment, modern texts, movies—one of today's finest combinations of training equipment . . . geared for RESULTS!

EMPLOYMENT SERVICE

When you complete the program, DeVry's efficient Employment Service is ready to help you get started. There is no extra charge—ever—for this aid. ACCREDITED MEMBER, NATIONAL HOME STUDY COUNCIL

DeVRY TECHNICAL
INSTITUTE
CHICAGO • TORONTO

* Trademark ©

MAIL COUPON FOR FREE FACTS

DEVRY TECHNICAL INSTITUTE 2082
4141 Belmont Ave., Chicago 41, Ill., Dept. PE-2-T

Please give me your two free booklets, "Pocket Guide to Real Earnings" and "Electronics in Space Travel!"; also include details on how to prepare for a career in Electronics. I am interested in the following opportunity fields (check one or more):

- | | |
|--|---|
| <input type="checkbox"/> Space & Missile Electronics | <input type="checkbox"/> Communications |
| <input type="checkbox"/> Television and Radio | <input type="checkbox"/> Computers |
| <input type="checkbox"/> Microwaves | <input type="checkbox"/> Broadcasting |
| <input type="checkbox"/> Radar | <input type="checkbox"/> Industrial Electronics |
| <input type="checkbox"/> Automation Electronics | |

Name _____ Age _____

Address _____ Apt. _____

City _____ Zone _____ State _____

Check here if you face military service.

Canadian residents: Write DeVry Tech of Canada, Ltd.
970 Lawrence Avenue West, Toronto 19, Ontario



why does Blonder-Tongue offer two new indoor boosters?

Let's talk straight-from-the-shoulder about indoor boosters. Transistor boosters provide higher gain and are more rugged, but they have one problem—overload (windshield wiper effect, loss of sync, etc.). If you use a transistor booster in an area with one or more strong TV or FM signals — *you may be buying too much booster!* On the other hand, tubed boosters perform very well in these areas — and what's more, they cost less.

That's why Blonder-Tongue has two new home indoor boosters — the transistor IT-4 Quadrabooster and the frame-grid tubed B-33 Amplicoupler.

The B-33 costs less than the transistor IT-4, \$19.95 as against \$33.00. In most cases, the extra cost of the IT-4 is more than justified by its remarkable performance and long life. However, if the B-33 can do the job, we don't want you to spend more than is necessary for the finest TV reception.

Which one is best for you? Try one, or both. They can be hooked up in seconds at the set terminals. Try them on all channels. With either an IT-4 or a B-33, you'll end up with the best TV reception possible.

BLONDER-TONGUE IT-4 TRANSISTOR QUADRABOOSTER • 4 to 8X increase of signal voltage for 1 set • improves reception on up to 4 TV or FM sets • long-life transistor • stripless terminals • exclusive neutralizing circuit minimizes overload. List \$33.00

BLONDER-TONGUE B-33 FRAME GRID AMPLICOUPLER • More than 2X increase of signal voltage for 1 set • Improves reception on up to 3 TV sets • Lowest price multi-set booster on the market. List \$19.95

Indoor or outdoor, VHF or UHF, tubed or transistor Blonder-Tongue offers the world's most complete line of signal boosters. See your service dealer today!

engineered and manufactured by

BLONDER-TONGUE

9 Alling St., Newark, N. J.

Canadian Div: Benco Television Assoc., Ltd., Tor., Ont.
Export: Rocke Int'l. Corp., N. Y. 16—CABLES: ARLAB

ults To *Letter Tray* Citizens
LETTER TRAY
 on, we changed 12 to 7 or 8 turns of #22
 e on a 1/4" slotted tray. Constructio

Address correspondence for this department to:
 Letters Editor, POPULAR ELECTRONICS
 One Park Avenue, New York 16, N. Y.

DX'ing the Satellites

■ Just recently I finished building the "NASA-136 Converter" (June, 1962), and it works fine. I did encounter some difficulty in obtaining the coil forms, but it was well worth the effort. How about an article on DX'ing the satellites?

STEPHEN C. WILKAS, WPE6AAM
 Lakeside, Calif.

We're glad to hear that your NASA-136 is "A-OK," Steve. And you'll find the article you're looking for on page 52.

VHF Receiver—Extended Range

■ A few months ago I completed the "Compactron VHF Receiver" (September, 1961), but I made a modification that other P. E. readers might be interested in. Instead of soldering coil L2 into the circuit, I hooked up a small crystal socket across tuning capacitor C3. This allows different coils (different values of L2) to be inserted for changing frequencies. So far, I've been able to extend the

P. E.'s Available

From time to time, readers write and tell us that they are forced to part with their P.E. collections—due to lack of storage space. Rather than print one letter at a time—as they come in—we decided to hold them and print a list of the collections available, along with the prices asked, and the persons to contact. Here, then, are the most recent of these offers.

Vol. 1, No. 1, to present (complete set); price, \$25.00—express collect. Contact:

Milton M. Stolzer
 630 Cedar St.
 Uniondale, N.Y.

Vol. 1, No. 1, to present (complete set); price, open for bids. Contact:

W. Lee La Mont
 2901 Golden Ave.
 Long Beach 6, Calif.

Vol. 1, No. 1, through Vol. 6, No. 3; price, \$10.00. Contact:

Pete Rickmers
 7326 E. Vernon Ave.
 Scottsdale, Ariz.

Vol. 3, No. 4, to present (minus one or two issues); free—telephone and make arrangements.

Sheldon J. Einhorn
 7325 Ruskin Rd.
 Philadelphia 51, Pa.



The move into electronics is your decision. GRANTHAM SCHOOL OF ELECTRONICS makes your move easier...

...easier by teaching you electronics in a logical, step-by-step manner, while preparing you to qualify for your First Class Commercial FCC License. This license is a "diploma" issued by the U. S. Government to certify qualified electronics technicians, and is awarded only to those who pass certain technical FCC examinations. We teach you electronics and prepare you to pass these FCC examinations.

Grantham training is Specialized Training, endorsed and recommended by many electronics firms throughout the nation, and accredited by the National Home Study Council. We teach you the how and why of basic electronics, with the necessary math taught as an integral part of the lessons. The

course is thorough, easy to understand, and lays a solid foundation for all types of electronics work—communications electronics, military electronics, computer electronics, automation electronics, broadcasting electronics, and many more.

The time required to prepare for your first class FCC license, an important step toward your goal, is cut to a minimum through quality instruction—either by home study or in resident classes. You learn more electronics in less time because the Grantham Method is engineered with the student in mind. Complete details concerning Grantham training are available free for the asking. Now, it's up to you—it's your move!



GRANTHAM SCHOOL OF ELECTRONICS

Accredited Member of the National Home Study Council

1505 N. Western Ave.
Los Angeles 27, Calif.
(Phone: HO 7-7727)

408 Marion Street
Seattle 4, Wash.
(Phone: MA 2-7227)

3123 Gillham Road
Kansas City 9, Mo.
(Phone: JE 1-6320)

821-19th Street, N.W.
Washington 6, D. C.
(Phone: ST 3-3614)

(Mail in envelope or paste on postal card) 33-B

To: GRANTHAM SCHOOL OF ELECTRONICS
NATIONAL HEADQUARTERS OFFICE
1505 N. Western Ave., Hollywood 27, Calif.

Gentlemen:

Please send me your free booklet telling how I can get my commercial F.C.C. license quickly. I understand there is no obligation and no salesman will call.

Name _____ Age _____

Address _____


City _____ State _____

I am interested in: Home Study, Resident Classes

Letter Tray

(Continued from page 8)

frequency coverage down to 48 mc. on the "low" end, and up to 210 mc. on the "high" end. At the higher frequencies, L2 is 1/2 turn of wire, while at



the lower frequencies the coil varies from 10 to 15 1/4 turns and from 1" to 2" in length.

JOHN W. OTEY
Tulsa, Okla.

A job well done, John! We're sure that many of our readers who built the "Compactron VHF Receiver" will want to modify it to extend its range as you did.

CQ WPE5's!

■ I would like to get a WPE5 SWL club started and was wondering if P.E. could be of some help. Will you publish a letter asking all WPE5's who would be interested in such a club to send me their

names, addresses, WPE call-signs, the types of equipment they have, and their ideas about the club?

CHRIS MAHER, WPE5CEV
1846 St. Ann
Jackson 2, Miss.

There's your letter, Chris! Best of luck with the club, and we hope you wind up with 100% membership.

Diagram Wanted!

■ For the last several months I have been trying desperately to obtain a schematic diagram for my short-wave receiver. It is an E. H. Scott CZC-46209, originally built for the U. S. Navy during World War II. Can you help me?

SAMUEL GOLD, WPE6DXA
1222 41st Ave.
San Francisco, Calif.

Sorry, Sam, we weren't able to locate a source for the Scott schematic, but perhaps one of P.E.'s SWL readers can be of assistance to you.

Where Did the Ham Go?

■ As a steady reader of P.E. for a number of years, I have noticed a new trend in recent months which alarms me. Lately, I find the magazine filled with CB articles of a semi- or non-technical nature that lends little if anything to the electronics "state of the art." I agree that CB has its

"Messenger" CB Transceivers...rated BEST in Nation by Electronic Distributor Salesmen*

*New impartial survey by leading electronic magazine shows Johnson "Messenger" Transceivers rated "BEST"—BEST BY NEARLY 50% OVER SECOND CHOICE BRAND.

4 feature-packed "Messengers" ...and Selective Call System outperform everything!

Compact, Hand-Held—100 milliwatt or 1 watt "Personal Messengers". Rugged and reliable—11 transistors, 4 diodes! Twice the sensitivity and 40% more range than similar units with conventional circuitry—more output than similar units with same rated inputs!

Mobile or Base Stations—performance proved Viking "Messenger" and new "Messenger Two". Punches your signal across the miles—high efficiency design makes full use of maximum legal power. Excellent receiver sensitivity and selectivity. Automatic "squellch" control—5 or 10 channel coverage—easy to install anywhere!

Tone Alert—37 tone selective call system mutes speakers until one unit calls another—then automatically your stations receive audio note and indicator light flashes "On".



NEW! 4-COLOR BROCHURE—write for your free copy!



Manufacturers of the world's most widely used personal communications transmitters.



E. F. JOHNSON COMPANY


1001 10th Ave. S.W., Waseca, Minnesota

Please rush "Messenger" details to:

NAME _____
ADDRESS _____
CITY _____ STATE _____


Pick the course for your career...

Electronics Technology



A comprehensive program covering Automation, Communications, Computers, Industrial Controls, Television, Transistors, and preparation for a 1st Class FCC License.

Electronic Communications




Mobile Radio, Microwave and 2nd Class FCC Preparation are just a few of the topics covered in this "compact" program . . . Carrier Telephony too, if you so desire.

First Class FCC License



If you want a 1st Class FCC ticket quickly, this streamlined program will do the trick and enable you to maintain and service all types of transmitting equipment.

Broadcast Engineering



Here's an excellent studio engineering program which will get you a 1st Class FCC License and teach you all about Program Transmission and Broadcast Transmitters.

Get A Commercial FCC License ... Or Your Money Back!

A Commercial FCC License is proof of electronics skill and knowledge. Many top jobs require it . . . every employer understands its significance. In your possession, an FCC Commercial Ticket stamps you as a man who knows and understands electronics theory . . . a man who's ready for the high-paid, more challenging positions.

Cleveland Institute home study is far and away the quickest, most economical way to prepare for the FCC License examination. And that's why we can make this exclusive statement:

The training programs described above will prepare you for the FCC License specified. Should you fail to pass the FCC examination after completing the course, we will refund *all* tuition payments. You get an FCC License . . . or your money back!

Before you turn this page, select the program that fits your career objective. Then, mark your selection on the

Cleveland Institute of Electronics

1776 E. 17th Street, Dept. PE-99
Cleveland 14, Ohio



Accredited Member

coupon below and mail it to us today. We'll send you . . . without obligation . . . complete details on our effective Cleveland Institute home study. Act NOW . . . and insure *your* future in electronics.

Mail Coupon TODAY For FREE Catalog

Cleveland Institute of Electronics
1776 E. 17th St., Dept. PE-99
Cleveland 14, Ohio

**How to Succeed
in Electronics**

Please send FREE Career Information prepared to help me get ahead in Electronics, without further obligation.

CHECK AREA OF MOST INTEREST—

<input type="checkbox"/> Electronics Technology	<input type="checkbox"/> First Class FCC License
<input type="checkbox"/> Industrial Electronics	<input type="checkbox"/> Electronic Communications
<input type="checkbox"/> Broadcast Engineering	<input type="checkbox"/> _____ other

Your present occupation _____

Name _____ Age _____
(please print)

Address _____

City _____ Zone _____ State _____

PE-99

Busy People




keep in touch . . .

**WITH UTICA
CB TRANSCEIVERS**



**T & C II
TRANSCEIVER**

New dual conversion 6 channel crystal controlled transceiver with tunable receiver for all CB channels. S meter and signal strength output indicator, external crystal socket, auxiliary speaker terminal and universal power supply. Deluxe chrome cabinet. List Price **199.95**



**TOWN & COUNTRY
MC-27 TRANSCEIVER**

Dual conversion 6 channel crystal controlled. Exceptional sensitivity and selectivity. Double Gated Noise Suppression circuit, AVC with improved squelch circuit. Universal power supply. Deluxe chrome cabinet. List Price **179.50**



GIZMOTCHY

BUDDY WHIP

CB ANTENNAS

GIZMOTCHY 2 in 1
Vertical-Horizontal Beam Antenna for hi-efficiency and greater distance base station performance. List Price**55.95**

BUDDY WHIP
96 inch fibre glass mobile antenna. Can be adjusted to any position from driver's seat. List Price **24.50**

UTICA COMMUNICATIONS CORP.
2917 W. IRVING PARK RD., CHICAGO 18, ILLINOIS

See your distributor or write
Dept. PE2

Letter Tray

(Continued from page 10)

place, but it would seem that this place is being made at the cost of shoving the amateur aside. Is it right to push the technical-minded amateur away because his ranks do not fill up as rapidly as those of the talk-minded citizen?

FREDD GLAZNER, K4OOE
University, Alabama

With the exception of our annual CB Equipment Directory, Fredd, P.E. has devoted much more editorial space in the past year to ham radio, and even to SWL'ing, than to CB. The Directory is published each August as a service to CB buyers. The fact is that P.E. has never condoned the excessive "hamming" on CB channels and has repeatedly urged CB'ers to become hams.

Out of Tune

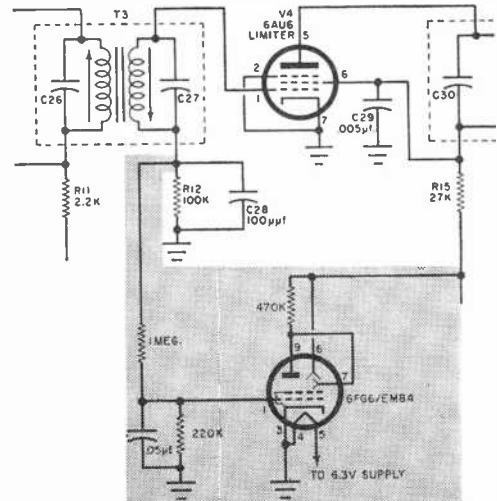


Hi-Fi Lab Check (November, 1962, page 73).

If you had trouble making sense out of the caption for the graph at the top of page 73, you'll be glad to know that the first sentence should have read, "Power response for the left channel showed a maximum output of 47 watts."

Electronic Tuning Indicator (December, 1962,

page 55). The color which was intended to cover the added components and wiring in the diagram was inadvertently omitted. The entire diagram is reprinted below, with the additions appearing in gray.



how will your success in electronics compare with this man's?

*Will you have a rewarding career,
like Robert N. Welch? Or will you
never get beyond a routine job?*

It's up to you.



SUPERVISING A FREQUENCY MEASUREMENT in the Precision Measurement Equipment Laboratory at Vandenberg Air Force Base is CREI grad Robert N. Welch. He is a Philco Tech Rep Engineer and a Section Leader in the Lab.

LET'S LOOK AT THE FACTS. Men with ordinary qualifications may always be accepted for routine, low-paying jobs. But for critical technical assignments in well-paying career positions with engineering status—where electronics is applied to the frontiers of the missile and space programs—only men with advanced technical knowledge will do.

MEN LIKE ROBERT N. WELCH enjoy interesting and rewarding careers because they have equipped themselves with the practical and up-to-date knowledge of advanced electronic engineering technology which industry demands. Mr. Welch was a technician when he enrolled in a CREI Home Study Program. Today he is a Philco Corp. engineer with a responsible assignment at Vandenberg Air Force Base, launching site for intercontinental ballistic missiles.

YOU HAVE THE SAME OPPORTUNITY. CREI offers you, for study at home, a complete program in electronic engineering technology designed to equip you with the practical knowledge of electronic developments required for well-paying positions and put you on the level of specialization where men are most in demand and progress most rapid.

FOLLOW THE FOOTSTEPS of thousands of CREI men who hold positions as associate engineers, engineering aides, field engineers, project engineers and technical representatives.

YOU ARE GUIDED and assisted with personal attention from CREI's staff of experienced instructors. You study courses to which a number of leading engineers and scientists have made substantial contributions.

CHOOSE FROM PROGRAMS covering every important field of electronics:

- Servomechanisms • Radar • Instrumentation • Computers • Aeronautical and Navigational • Communications • Aero-Space • Television • Automation and Industrial Engineering Technology • Nuclear Engineering Technology

CREI EDUCATION IS RECOGNIZED by such large corporations as Pan American Airways, Federal Electric Corp., The Martin Co., Canadian Broadcasting Co. and Mackay Radio. They pay all or part of CREI tuition for their employees.

CREI HAS 35 YEARS OF EXPERIENCE in advanced technical education through home study. CREI has developed electronics courses for the Army Signal Corps, special radio technician courses for the Navy and group training programs for leading aviation and electronics companies. CREI also maintains a Residence School in Washington, D. C. and invites inquiries from high school graduates.

YOU CAN QUALIFY for a CREI Correspondence Program, if you have basic knowledge of radio or electronics and are a high school graduate or the equivalent. If you meet these qualifications, send for the FREE 1963 edition of our 58-page book describing CREI Programs and career opportunities in electronics. Use coupon below, or write to: The Capitol Radio Engineering Institute, Dept. 1202-A, 3224 Sixteenth St., N. W., Washington 10, D. C.

**Mail coupon today for FREE 58-page book
—1963 Edition Now Available**

CREI
 THE CAPITOL RADIO ENGINEERING INSTITUTE *Founded 1927*
 Dept. 1202-A, 3224 Sixteenth St., N.W., Washington 10, D. C.

Please send me details of CREI Home Study Programs and Free Book, "Your Future in Electronics and Nuclear Engineering Technology." My qualifications are noted to obtain immediate service.

CHECK FIELD OF GREATEST INTEREST:

<input type="checkbox"/> Electronic Engineering Technology	<input type="checkbox"/> Nuclear Engineering Technology
<input type="checkbox"/> Servo and Computer Engineering Technology	<input type="checkbox"/> Automation and Industrial Electronic Engineering Technology
<input type="checkbox"/> Aero and Navigational Engineering Technology	<input type="checkbox"/> Communications

Name Age

Address

City Zone State

Employed by


Type of present work

Education: Years High School Other

Electronics Experience

Check: Home Study Residence School G.I. Bill

34



Kerchunk! new sound of safety

Kerchunk is the sound made by the heavy duty magnet on the back of a Sonotone CB Ceramike as it mounts firmly, securely to your car's dashboard.

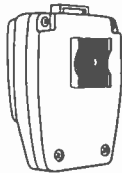
Kerchunk says: "Message to base completed easily, safely." *Kerchunk* means no more groping when you return your mike to its dashboard mounting bracket—no need to take your eyes off the road.

Responsible for this boon to those who rely on CB or mobile communication, from car or truck, is an important Sonotone development called "Magnet Mount." A heavy duty magnet on the back of Sonotone Ceramike mobile communications Models "CM-30M" and "CM-31M" lets you place the mike almost anywhere on or around the dashboard. Further, Magnet Mount eliminates the need to drill holes for dashboard mounting brackets.

Sonotone Ceramikes have far more to recommend them than just this amazing mounting device. The quality-engineered mobile communications models, "CM-30M" and "CM-31M" provide loud and clear reception. Inherently immune to extremes of temperature and humidity, they will operate even if immersed in water. Neoprene encased transducers render them shock and impact-proof.

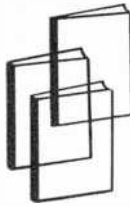
CERAMIKE "CM-30M" — Intelligibility unsurpassed. High sensitivity from -49 db from 60 to 7000 cps. Lightweight, shatterproof plastic case. Convenient "Push-to-Talk" button. Spring-spiraled, 4-conductor shielded cable—list \$16.50 With dashboard mounting bracket instead of Magnet Mount. Model "CM-30"—list \$14.00

CERAMIKE "CM-31M" — Budget-priced communications model in shatterproof plastic case features excellent intelligibility in 60 to 7000 cps at -49 db sensitivity. 2-conductor coil cable, no switch, list \$16.00. With dashboard mounting bracket instead of "Magnet Mount." "CM-31"—list \$13.50



SEE SONOTONE CB CERAMIKES FEATURING MAGNET MOUNT

Sonotone® Corp. • Electronic Applications Div. • Elmsford, N. Y.
Cartridges • Speakers • Tape Heads • Mikes • Electron Tubes • Batteries • Hearing Aids



POP'tronics Bookshelf

FUNDAMENTAL PRINCIPLES OF TRANSISTORS (Second Edition)

by J. Evans

This second edition of *Fundamental Principles of Transistors*, like the first, is based both in content and in level on the author's experiences in lecturing to post-graduate students. It was designed to meet the needs of young graduates entering the field of transistors, enabling them to use the rapidly expanding fund of knowledge being built up. The volume is devoted almost entirely to transistor theory, since the author feels that circuitry

and applications are quite adequately covered elsewhere. Because of the tremendous recent advances in the field, the material in the first edition has been expanded and completely revised. For example, a new chapter (on diffuse base transistors) has been added and the book is longer by a third.

Published by D. Van Nostrand Co., Inc.,
120 Alexander St., Princeton, N. J. 332
pages. Hard cover. \$8.50.



HOW TO SOLVE PROBLEMS IN ELECTRICITY AND ELECTRONICS

by Henry Jacobowitz

This book is devoted to the solution of typical problems that arise in the study of electricity and electronics. Beginning with elementary d.c. circuits, it progresses through more complicated problems of a.c. circuits, including those associated with tubes and transistors. Many different types of problems are presented on each subject, with their solutions worked out in clear, step-by-step fashion. In addition, the book

(Continued on page 20)

Always say you saw it in—POPULAR ELECTRONICS



**IT
TAKES
COMPONENT
QUALITY
ON
THE
INSIDE...**

to provide the biggest sound in slim lines!

New
Electro-Voice
**REGINA
200**



Now! Enjoy a slim-line speaker system that sounds as good as it looks! The new E-V Regina 200 with component-quality speakers expressly created to meet the challenge of ultra-thin cabinetry!

Regina excellence is based on a brand-new 10" woofer and a years-ahead 5" tweeter. Speaker features include an extra-heavy ceramic magnet, edgewise-wound voice coils and unique suspension systems plus traditional E-V craftsmanship.

The Regina 200 is honestly rated at 50 to 15,000 cps frequency response with plenty of efficiency for any stereo amplifier. All this from a system just 5-5/8" deep, 24-3/8" high and 16-3/8" wide! Complete with handy treble balance control, the Regina 200 costs just \$89.50 in oiled walnut finish.

Solve your stereo speaker placement problems with the new E-V Regina 200, today!

ELECTRO-VOICE, INC., Commercial Products Division
Dept. 234P, Buchanan, Michigan



FREE

ALL NEW 1963 B-A CATALOG

HI-FI
& STEREO
COMPONENTS
AND
SYSTEMS

PHONE Baltimore 1-1155

1963
ANNUAL CATALOG
631



RADIO-TV
ELECTRONICS

BURSTEIN-APPLEBEE CO. 1155 E. ST., KANSAS CITY

TUBES
PARTS, ETC.
AT VERY
LOWEST
PRICES

30
PAGES OF
BARGAINS
NOT IN ANY
OTHER
CATALOG

100's OF
NEW ITEMS
LISTED FOR
FIRST TIME

THE OUTSTANDING
\$\$\$ SAVING
BUYING GUIDE
FOR EVERYTHING
IN RADIO, TV,
ELECTRONICS
FOR 35 YEARS

MAIL
THIS CARD
OR THE COUPON
BELOW

SAVE
UP TO 50%
ON B-A
SELECTED
KITS

BURSTEIN-APPLEBEE CO.

Dept. 21, 1012 McGee, Kansas City 6, Mo.

Rush me New 1963 B-A Catalog No. 631.

Name _____

Address _____

City _____ Zone _____ State _____

Send for this big book now and see for yourself the amazing money-saving prices on the latest of everything in Electronics. From parts and tubes to complete Hi-Fi systems, you'll get the most for every dollar when you order from this Giant catalog.

B-A has hundreds of items not listed in any other catalog—and all at unbelievable low prices. You'll find page-after-page of • Tools • Kits • Tape Recorders • Phonos • LP Records • Radios • Ham Equipment • Public Address and Intercoms • TV Antennas and Tubes • Photographic Equipment and Film . . . all backed by B-A's money-back guarantee and rushed to you by the fast efficient service developed by over 35 years of mail order experience. You can buy on B-A's Easy Terms—No money down and up to 24 months to pay if you desire.

FREE

ALL NEW 1963 B-A CATALOG

THE OUTSTANDING
\$\$\$ SAVING
BUYING GUIDE
FOR EVERYTHING
IN RADIO, TV,
ELECTRONICS
FOR 35 YEARS

HI-FI
& STEREO
COMPONENTS
AND
SYSTEMS

226 . . PHONE Baltimore 1-1155

1963
ANNUAL CATALOG
631



RADIO-TV
ELECTRONICS

STEIN-APPLEBEE CO. 1012-14 MCGEE ST., KANSAS CITY 6, MO.

TOP
VALUES
IN POWER
& HAND
TOOLS

MAIL
THIS CARD
OR THE COUPON
BELOW

30
PAGES OF
BARGAINS
NOT IN ANY
OTHER
CATALOG

100's OF
NEW ITEMS
LISTED FOR
FIRST TIME

SAVE
UPTO 50%
ON B-A
SELECTED
KITS

Send for this big book now and see for yourself the amazing money-saving prices on the latest of everything in Electronics. From parts and tubes to complete Hi-Fi systems, you'll get the most for every dollar when you order from this Giant catalog.

B-A has hundreds of items not listed in any other catalog—and all at unbelievable low prices. You'll find page-after-page of • Tools • Kits • Tape Recorders • Phonos • LP Records • Radics • Ham Equipment • Public Address and Intercoms • TV Antennas and Tubes • Photographic Equipment and Film . . . all backed by B-A's money-back guarantee and rushed to you by the fast efficient service developed by over 35 years of mail order experience. You can buy on B-A's Easy Terms—No money down and up to 24 months to pay if you desire.

BURSTEIN-APPLEBEE CO.

Dept. 21, 1012 McGee, Kansas City 6, Mo.

Rush me the FREE 1963 B-A Catalog.

Name _____

Address _____

City _____ Zone _____ State _____



The
**MARGIN
 OF
 DIFFERENCE**
 in
C.B. ANTENNAS
 starts
 with
Hy-gain
**TOP
 LOADING**

...and then goes ON,
 and ON and ON...

- Top Loading leaves the efficient bottom section of the antenna at natural length for maximum radiation efficiency
- "Toppers" are all designed for mounting high on the car body for superior impedance control and omni-directional pattern
- Top Loading results in perfect 50 ohm feed point impedance—eliminating losses due to mismatch and matching devices
- "Toppers" are versatile—there's a "Topper" especially designed for every requirement
- The critical whip section of "Toppers" is constructed of industry preferred 17-7PH stainless steel

The fabulous new Omni-Topper available now at.....**\$11.97**
 Other famous "Toppers" from **\$6.96**

See them today at your favorite Hy-Gain Distributor's. For the facts on mobile antenna performance, ask for "Topper" antenna Engineering Report!

**Demand the BEST
 by PERFORMANCE TEST**

HY-GAIN ANTENNA PRODUCTS
 8450 N.E. Highway 6 Lincoln, Nebraska

Bookshelf

(Continued from page 14)


offers a review of the principles and laws upon which the solutions are based.

Published by John F. Rider Publisher, Inc., 116 W. 14th St., New York 11, N.Y. 152 pages. Soft cover. \$3.50.



RCA TRANSMITTING TUBE MANUAL (Revised Edition)

Every experimenter—ham or not—should have a copy of RCA's latest transmitting tube manual (TT-5), compiled by the Electron Tube Division. The first revision since 1956, this manual is chock-full of valuable information and includes 23 typical circuits using power tubes. Among these circuits are a Class B linear r.f. amplifier for single side-band; a 120-watt, 50-mc. transmitter; and a 10- to 80-meter transmitter. More than 180 types of transmitting tubes—to 4 kw. plate input—and related rectifier tubes are listed in the technical data section, with their maximum ratings, typical operating conditions, and other characteristics. The fully illustrated text material, written in easy-to-understand style, covers all phases of power tube technology.



Published by Electron Tube Division, Radio Corporation of America, Harrison, N.J. 320 pages. Soft cover. \$1.00.



POCKET DICTIONARY OF COMPUTER TERMS

Over 1000 up-to-date entries of words, phrases, terms, and abbreviations used in all phases of computer technology are offered in this compact volume which was compiled by the Howard W. Sams technical staff. Anyone who is somewhat confused by the jargon of the computer field will find it an invaluable reference source. All types of general- and special-purpose computers—analogue, digital, and hybrid—are repre-

Always say you saw it in—POPULAR ELECTRONICS

20 RADIO

Reg. U. S.
Pat. Off.

CIRCUITS AT HOME only
with the New \$26.95

PROGRESSIVE RADIO "EDU-KIT"®

A Practical Home Radio Course

Now Includes

- ★ 12 RECEIVERS
- ★ 3 TRANSMITTERS
- ★ SQ. WAVE GENERATOR
- ★ SIGNAL TRACER
- ★ AMPLIFIER
- ★ SIGNAL INJECTOR
- ★ CODE OSCILLATOR

- ★ No Knowledge of Radio Necessary
- ★ No Additional Parts or Tools Needed
- ★ EXCELLENT BACKGROUND FOR TV
- ★ School Inquiries Invited
- ★ Sold In 79 Countries



Training Electronics Technicians Since 1946

**YOU DON'T HAVE TO SPEND
HUNDREDS OF DOLLARS FOR A RADIO COURSE**

The "Edu-Kit" offers you an outstanding PRACTICAL HOME RADIO COURSE at a rock-bottom price. The "Edu-Kit" is designed to train Radio & Electronics Technicians, making use of the most modern methods of home training. You will learn radio theory, construction practice and servicing. THIS IS A COMPLETE RADIO COURSE IN EVERY DETAIL. You will learn how to make radios, using reagent schematics; how to wire and solder in a professional manner; how to service radios. You will work with the standard type of punched metal chassis as well as the latest development of Printed Circuit chassis. You will learn the basic principles of radio. You will construct, study and work with RF and AF amplifiers and oscillators, detectors, rectifiers, test equipment. You will learn and practice code, using the Progressive Code Oscillator. You will learn and practice trouble-shooting, using the Progressive Signal Tracer, Progressive Signal Injector, Progressive Dynamic Radio & Electronics Tester, Square Wave Generator and the accompanying instructional material.

You will receive a complete course for the Novice, Technician and General Classes of F.C.C. Radio Amateur Licenses. You will build 20 Receiver, Transmitter, Square Wave Generator, Code Oscillator, Signal Tracer and Signal Injector circuits, and learn how to operate them. You will receive an excellent background for vision Hi-Fi and electronics.

Absolutely no previous knowledge of radio or science is required. The "Edu-Kit" is the product of many years of teaching and engineering experience. The "Edu-Kit" will provide you with a background in Electronics and Radio, worth many times the complete price of \$26.95. The Signal Tracer alone is worth more than the price of the entire Kit.

THE KIT FOR EVERYONE

You do not need the slightest background in radio or science. Whether you are interested in Radio & Electronics because you want an interesting hobby, a well paying business or a job with a future, you will find the "Edu-Kit" a worth-while investment. Many thousands of

ages and backgrounds have successfully used the "Edu-Kit" in more than 79 countries of the world. The "Edu-Kit" has been carefully designed, step by step, so that you cannot make a mistake. The "Edu-Kit" allows you to teach yourself at your own rate. No instructor is necessary.

PROGRESSIVE TEACHING METHOD

The Progressive Radio "Edu-Kit" is the foremost educational radio kit in the world, and is universally accepted as the standard in the field of electronics training. The "Edu-Kit" uses the modern educational principle of "Learn by Doing." Therefore you construct, learn schematics, study theory, practice trouble shooting—all in a closely integrated program designed to provide an easily-learned, thorough and interesting background in radio.

You begin by examining the various radio parts of the "Edu-Kit." You then learn the function, theory and wiring of these parts. You build a simple radio. With this first function, theory and wiring of these parts. You build a simple radio. With this first and trouble-shooting. Then you build a more advanced radio, learn more advanced theory and techniques. Gradually, in a progressive manner, and at your own rate, you will find yourself constructing more advanced multi-tube radio circuits, and doing work like a professional Radio Technician.

Included in the "Edu-Kit" course are twenty Receiver, Transmitter, Code Oscillator, Signal Tracer, Square Wave Generator and Signal Injector Circuits. These are not unprofessional "breadboard" experiments, but genuine radio circuits, constructed by means of professional wiring and soldering on metal chassis, plus the new method of radio construction known as "Printed Circuitry." These circuits operate on your regular AC or DC house current.

THE "EDU-KIT" IS COMPLETE

You will receive all parts and instruction necessary to build 20 different radio and electronics circuits, each guaranteed to operate. Our Kits contain tubes, tube sockets, variable, electrolytic, mica, ceramic and paper dielectric condensers, resistors, tie strips, coils, hardware, punched metal chassis, Instruction Manuals, hook-up wire, solder, Selenium rectifiers, volume controls and switches, etc.

In addition, you receive Printed Circuit materials, including Printed Circuit chassis, special tube sockets, hardware and instructions. You also receive a useful set of tools, a professional electric soldering iron, and a self-powered Dynamic Radio and Electronics Tester. The "Edu-Kit" also includes Code Instructions and the Progressive Code Oscillator. In addition to F.C.C.-type Questions and Answers for Radio Amateur License training. You will also receive lessons for servicing with the Progressive Signal Tracer and the Progressive Signal Injector, a High Fidelity Guide and a Quiz Book. You receive Membership in the Radio-TV Club, Free Consultation Service, Certificate of Merit and Discount Privileges. You receive all parts, tools, instructions, etc. Everything is yours to keep.

PRINTED CIRCUITRY

At no increase in price, the "Edu-Kit" now includes Printed Circuitry. You build a Printed Circuit Signal Injector, a unique servicing instrument that can detect many Radio and TV troubles. This revolutionary new technique of radio construction is now becoming popular in commercial radio and TV sets.

A Printed Circuit is a special insulated chassis on which has been deposited a conducting material which takes the place of wiring. The various parts are merely plugged in and soldered to terminals.

Printed Circuitry is the basis of modern Automation Electronics. A knowledge of this subject is a necessity today for anyone interested in Electronics.

FREE EXTRAS

- SET OF TOOLS
- SOLDERING IRON
- ELECTRONICS TESTER
- PLIERS-CUTTERS
- ALIGNMENT TOOL
- WRENCH SET
- VALUABLE DISCOUNT CARD
- CERTIFICATE OF MERIT
- TESTER INSTRUCTION MANUAL
- HIGH FIDELITY GUIDE & QUIZZES
- TELEVISION BOOK & RADIO TROUBLE-SHOOTING BOOK
- MEMBERSHIP IN RADIO-TV CLUB: CONSULTATION SERVICE • FCC AMATEUR LICENSE TRAINING • PRINTED CIRCUITRY

SERVICING LESSONS

You will learn trouble-shooting and servicing in a progressive manner. You will practice repairs on the sets that you construct. You will learn symptoms and causes of trouble in home, portable and car radios. You will learn how to use the professional Signal Tracer, the unique Signal Injector and the dynamic Radio & Electronics Tester. While you are learning in this practical way, you will be able to do many a repair job for your friends and neighbors, and charge fees which will far exceed the price of the "Edu-Kit." Our Consultation Service will help you with any technical problems you may have.

FROM OUR MAIL BAG

J. Stataliti, of 25 Poplar Pl., Waterbury, Conn., writes: "I have repaired several sets for my friends, and made money. The 'Edu-Kit' paid for itself. I was ready to spend \$240 for a Course, but I found your ad and sent for your Kit."

Ben Valerio, P. O. Box 21, Magna, Utah, writes: "The Edu-Kits are wonderful. Here I am sending you the questions and also the answers for them. I have been in Radio for the last seven years, but like to work with Radio Kits, and like to build Radio Testing Equipment. I enjoyed every minute I worked with the different kits; the Signal Tracer works fine. Also like to let you know that I feel proud of becoming a member of your Radio-TV Club."

Robert L. Shuff, 1534 Monroe Ave., Huntington, W. Va.: "Thought I would drop you a few lines to say that I receive my Edu-Kit, and was really amazed that such a bargain can be had at such a low price. I have already started repairing radios and phonographs. My friends were really surprised to see me get into the swing of it so quickly. The trouble-shooting Tester that comes with the Kit is really swell, and finds the trouble, if there is any to be found."

UNCONDITIONAL MONEY-BACK GUARANTEE

ORDER DIRECT FROM AD—RECEIVE FREE BONUS
RESISTOR AND CONDENSER KITS WORTH \$7

- Send "Edu-Kit" postpaid. I enclose full payment of \$26.95.
- Send "Edu-Kit" C.O.D. I will pay \$26.95 plus postage.
- Rush me FREE descriptive literature concerning "Edu-Kit."


Name.....

Address.....

PROGRESSIVE "EDU-KITS" INC.

1186 Broadway, Dept. 601D, Hewlett, N. Y.

SOUNDCRAFT's



OF BETTER TAPE RECORDINGS:

A. Clean vital parts with cotton tip dipped in Alcohol or Carbon Tetrachloride. Dirt, dust and oxide deposits will impair tape and prevent tape to head intimacy—resulting in loss of high frequencies, essential for high fidelity recording.

B. Replace worn pressure pads. They hold the tape against the head. When pads are worn, head intimacy is lost, along with your precious "highs".

C. Demagnetize recording head. In time, head becomes magnetized—adding noise to your recordings and causing erasure of "highs". (This inexpensive accessory is worth owning.)

D. Use SOUNDCRAFT recording tapes—You get less noise, more signal with less amplification. You'll hear the amazing difference. Only Soundcraft uses FA-4 oxide formulation, frequency adjusted to give you greater high frequency output and recordings with life-like dynamic range. Buy a reel of Soundcraft Tape today. Send for free booklet, "The ABC's of Soundcraft Tape."

REEVES **SOUNDCRAFT** CORP.

Main Office: Great Pasture Rd., Danbury, Conn. •
New York: 10 E. 52nd St. • Chicago: 28 E. Jackson
Blvd. • Los Angeles: 342 N. LaBrea • Canadian
Representatives: Toronto • Vancouver

Bookshelf

(Continued from page 20)

sented. And there's a convenient list of computer manufacturers in the back of the book.


Howard W. Sams & Co., Inc., 1720 E. 38th St., Indianapolis 6, Ind. 96 pages. Soft cover. \$1.50.



TECHNICAL TELEVISION

by A. V. J. Martin

This volume strikes a happy medium between books written for engineers and those for technicians; in fact, the approach used in discussing the basic principles underlying television theory is so straightforward that it should reach both the technician and the engineer. Mathematics is kept to elementary algebra, except for a few complex calculations (and skipping them won't detract from the continuity or usefulness of the text). Some of the drawings in the section dealing with color television are presented in full color to help the reader understand this aspect of the subject. In addition, there are fold-out schematics for ease in following the complex circuitry discussed.



Published by Prentice Hall, Inc., Englewood Cliffs, N.J. 547 pages. Hard cover. \$14.65.

New Literature

National Radio has released a new catalog covering its complete line of amateur and short-wave receivers. A description of each receiver is given, along with its specifications, in this 12-page, 8½" x 11" brochure. To get your free copy, write to National Radio Co., Inc., Melrose 76, Mass.

The complete line of Precision test equipment—meters, signal generators, semiconductor testers, oscilloscopes, etc.—is covered in a new 20-page, 2-color catalog. Well illustrated with photos, the catalog includes features, specifications, and prices on each model. For your free copy, write to Precision Apparatus Co., Inc., 70-31 84th St., Glendale 27, N.Y.

—50—

NEW!

INTERNATIONAL EXECUTIVE TRANSCEIVER Model 1500



Designed for the Hobbyist . . . Complies with FCC Part 15 (no license) requirements

Here is International's new Model 1500 Executive transceiver for radio communication within the 27 mc frequency range. Designed and engineered for phone and cw (code), you can talk from 1 to 10 miles with other Part 15 stations depending on the height of the antenna. You are also permitted to work skip signals 1,000 miles or more with other Part 15 stations when a band opening occurs. And . . . no FCC license is required.

This feature packed transceiver puts the maximum RF power into the antenna by combining the transmitter and antenna for rooftop mounting. A second unit houses a supersensitive receiver and exciter, while a preamplifier at the antenna boosts weak signals for better reception. Other features include a special crystal filter for reducing interference from adjacent channel Class D two-way radios.


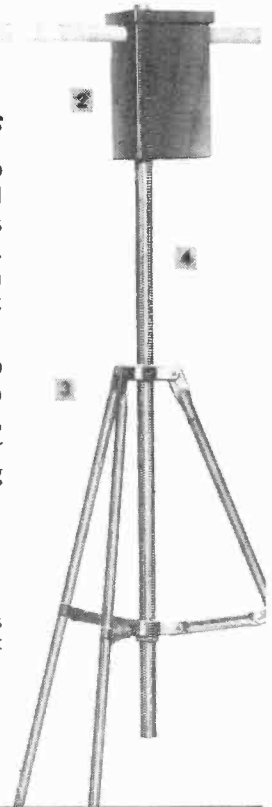
- 100 milliwatts input / 60" antenna
- 115 vac operation
- Phone and CW
- Eight channels . . . crystal controlled
- 27 mc frequency range

A complete, "ready to go", package. 1 receiver/exciter complete with 8 sets of crystals, 2 transmitter/antenna assembly, 3 antenna mount, 4 5 foot mast, 5 100 feet of control cable, 6 microphone, 7 key for (CW)

Model 1500 transceiver complete.....\$299.50*

See the Model 1500 transceiver at your International dealer.

* other models from \$80.00



INTERNATIONAL
CRYSTAL MANUFACTURING CO., INC.

18 NORTH LEE • OKLAHOMA CITY, OKLA.

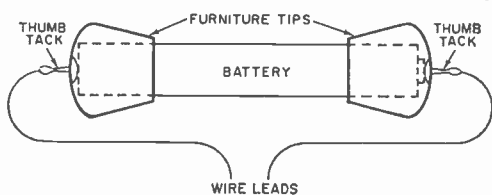
Write today for International's 1963 catalog.

Tips and Techniques



EXPERIMENTERS' BATTERY CONNECTORS

Now you can stop soldering and unsoldering battery leads—those to D cells, for example—every time you want to use the battery

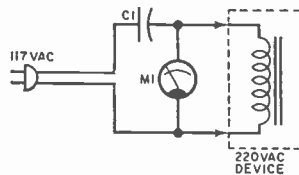


in another circuit. All you need are two rubber tips (the type used on furniture legs) and a couple of unpainted metal

thumbtacks. Insert a thumbtack—from the inside—through the bottom of each rubber tip and solder a wire lead to the protruding pin. After you push the caps over each end of the battery and connect the leads to the circuit, you're in business. These rubber tips come in various internal diameters, so you can make caps for a number of battery sizes. —John A. Comstock

CAPACITOR BOOSTS 117 VOLTS A.C. TO 220

Next time you come across some really inexpensive, surplus 220-volt relays, timers, etc., don't pass them up. You can—very simply—boost a 117-volt a.c. source to operate these low-power, 220-volt devices. The trick is to form a series resonant circuit by connecting a capacitor ($C1$)



—a 0.1- μ f., 400- to 600-volt unit is a good value to start with—in series with the coil of the device to be used. With the capacitor connected and 117 volts applied, attach the leads of an a.c. voltmeter ($M1$) across the

CITIZEN BAND STANDARDS BY SONAR

When performance is critical and reliability a necessity SONAR CAN BE DEPENDED UPON. CB standards of Sonar must and will always be above and beyond what is expected. Write for full particulars.



MODEL G Featuring the NEW Sonar noise silencer. Dual conversion • RF output meter • Signal strength meter • Crystal spotting switch • illuminated panel • 8 channels crystal-controlled • Receiver tunes 23 channels • Class "B" modulation

Complete with 1 pair of crystals and microphone

\$229⁵⁰



MODEL E FCC type accepted • 8 channels, crystal-controlled transmitter/receiver • Tunable receiver for 23 channels • Powerful transmitter 100% Class B modulated • Automatic noise limiter • Lightweight, compact.

Complete with 1 pair of crystals and microphone

\$179⁵⁰

SONAR RADIO CORPORATION
73 Wortman Ave., Brooklyn 7, N.Y.

Please send me complete information on
 Model E Model G Dept. 222

NAME.....
ADDRESS.....
CITY..... STATE.....



The first name in
precision high-fidelity
playback equipment!

First in quality! First in value!

STEREOTABLES

with *Hysteresis-Synchronous Motor* for perfect rotational accuracy even when there are current fluctuations.



R-320A—Rondine 2—Combines the superiority of the single-play turntable with Rek-O-Kut's remarkable new tonearm. Auto-Poise*... gives you the world's only true turntable with fully automatic operation. Minus 57db rumble... even at full amplification.

R-320A with AP-320 Automatic Tonearm (illustrated)\$169.95
R-320 with S-320 Tonearm ... 129.95
R Stereotable only 79.95
R Base (oiled walnut finish) 14.95




N-34H. 2-speed stereotable. (33 & 45 rpm) Minimum noise and rumble level ever achieved in a 2-speed machine. Driven by cushion-soft Rekothane belt \$89.95 (Walnut base, Model BW-1, \$14.95)



B-12CII. 3-speed stereotable. Oil-grooved turntable shaft turned to extremes of precision tolerance. Provides unparalleled playback performance. Has single selector knob, neon pilot light \$109.95

B-12H (not shown). 3-speed stereotable for the professional or dedicated audiophile. Features special, massive, custom-built hysteresis-synchronous motor, ideal for heavy-duty applications \$149.95 (Walnut base for above: Model BW-1, \$16.95)



B-16H—3-speed professional 16" stereotable. Self-lubricating, custom-built hysteresis-synchronous motor. At 33 $\frac{1}{3}$ & 45 rpm, reaches full operating speed in $\frac{1}{4}$ turn. Permanently affixed Strobe Disc permits instantaneous checking of all speeds. \$275.00

EASY-TO-ASSEMBLE STEREOTABLE KITS

You save the cost of factory-assembly, get the same quality Rek-O-Kut features throughout. Same hysteresis-synchronous motor and Rekothane belt drive system.


K-34H—33 and 45 rpm stereotable in kit form. Similar to Model N34H \$69.95
K-33H—Single-play stereotable in kit form. \$59.95

S-320 Tonearm

with exclusive omni-balance*

- Acoustically isolated counterweight for static balance
- Micropoise for micro-adjustment of cartridge tracking pressure
- Omni-Balance for optimum bearing loads and lateral balance

Only with the S-320 tonearm can you adjust to perfect balance with any cartridge. The result is equalized output from both walls of the stereophonic groove, total elimination of "skating," reduction of distortion to an absolute minimum... increased life for records and stylus. \$34.95



Build your own speaker system

with these REK-O-KUT High-efficiency, Patented PARAFLEX[®] Component Speakers



A-80B 8" EXTENDED RANGE SPEAKER

Ideal for small enclosures and will deliver a surprising amount of clean bass in cabinets of the bookshelf type. Specs:

Frequency response: 45-13,000 cps.
Power handling: 20 watts maximum.
Impedance: 8 ohms. \$29.95



A12-DX 12" CO-AXIAL SPEAKER

Designed for the highest quality reproduction, this co-axial is a woofer-tweeter combination which also incorporates a mid-range diffuser for "impact" presence. Specs:

Frequency response: 35-18,000 cps.
Power handling: 25 watts of program.
Impedance: 8 ohms. \$49.95



A 150-X 15" 3-WAY SPEAKER

One of the finest "big" three-way speakers on the market. Capable of undistorted reproduction, this speaker is a *must* for the audiophile who prefers to build his own systems. Specs:

Frequency response: 20-18,000 cps.
Power handling: 35 watts integrated program.
Impedance: 8 ohms. \$109.95
Model A150-SV (same as above with volume control) \$119.95

FREE! Colorful 8-page booklet of "Construction Plans for Speaker Enclosures." Informative, valuable yet available without charge. Use coupon below.

REK-O-KUT

Dept. PE 2, 38-19 108th St.,
Corona 68, N. Y.

Send information on the following:

- Rek-O-Kut Stereotables/Tonearms
- S-320 Tonearm
- Component Speakers/Speaker Systems
- Rek-O-Kut professional recording and playback equipment
- Copy of "Construction Plans for Speaker Enclosures."
- Name of nearest dealer

Name _____


Address _____

City _____ Zone _____ State _____

*Pat. Pending

CUBA?

History reports itself while it is happening, in English, from the Caribbean . . . Moscow . . . New Delhi . . . London . . . Laos . . . Little America . . . and very soon, the Moon. Be there tonight on a hallicrafters.



Model S-118
WORLD RANGE RADIO
professional communication receiver
for short wave and local broadcast




For 64-pg. miniature book, "Guide to Short Wave Listening," send 35¢ to Dept. 4-B.

hallicrafters

5th & Kostner Aves., Chicago 24, Ill.

NEW ... FOR SOLDERING EASE ...



No. 348
The Soldering
Aid Kit
only \$3.00

THE SOLDERING AID KIT

Put it in your pocket or carry it in your case ... X-Acto's new Soldering Aid Kit is always handy, whenever you need it and *with the tools you need.*

This time-saving kit contains a double-chuck handle and five different tools—a fork, a knife & scraper, a tracer, a reamer and a brush, each made of hard chrome-plated steel to which solder will not adhere. Perfect for printed circuits and other repairs.

See it and X-Acto's many other high-quality tools today at all better hardware and homecraft stores, or write directly to:

X-ACTO PRECISION TOOLS, INC.

48-41 Van Dam St., Dept. T1 Long Island City 1, N. Y.



Tips


(Continued from page 24)

relay, timer, etc., and observe the reading. Then, if you still need more voltage, increase the capacity in steps of 0.02 - 0.05 μ f. until the voltage stops rising or starts to fall. (Note: the 220-volt device must possess some inductance for the above method to work.)

—G. N. Dugonis, W3COZ

8-MM. FILM REELS HOLD RECORDING TAPE

Did you know that plastic 8-mm. film reels are ideal for storing small quantities of



magnetic recording tape? They will fit the spindles of almost any tape recorder, and a 50-foot reel will hold up to 200 feet of standard, 1½-mil tape. Don't try to use a metal reel, however;

if it is made of ferrous material, it may demagnetize the tape. —Glen F. Stillwell

TOOL HOLDER FROM ADHESIVE BANDAGE CONTAINER

An adhesive bandage container makes a good tool holder. Just tack the lid of the container on the wall of your workshop, and it will accommodate screwdrivers, pliers, wrenches, etc. Since these containers come in various sizes, the size tools they will hold also varies. Another use for such containers is in storing small parts.



—Wayne Floyd

RED PAINT SPOT IS BATTERY SAVER

Sometimes batteries in portable equipment go dead because the power is left on when the equipment isn't being used. This won't happen if you can see at a glance that the power's on when you think it's off. Get some red paint (your wife's nail polish will do, too) and apply some to the portion of

Always say you saw it in—POPULAR ELECTRONICS

The new RCA MARK VIII 27-Mc 2-WAY RADIO



More Features • Improved Performance • AT A LOWER PRICE

Here is THE outstanding bargain today in a 2-way Citizens' Band radio: THE NEW RCA MARK VIII. Compact, dependable, simple to operate, it outperforms and offers more features than even the famous RCA Mark VII.

Look what this remarkable new unit offers you:

- 9 crystal-controlled transmit and receive channels
- Tunable receiver for reception of 23 C-B channels; dial marked in both channel numbers and frequency
- Exceptionally good voice reproduction—high intelligibility
- Maximum allowable transmitter input of 5 watts*—nominal output of 3 watts or more
- Highly selective superheterodyne receiver with one rf and two if amplifier stages
- Operates from standard 117-volt AC; separate DC power supply (optional) for mobile installations (you don't pay for unnecessary power supplies)
- Electronic switching—no relay noise or chatter
- Illuminated "working channel" feature
- Light and compact—only 3½ inches high, weighs only 8 pounds with mike; fits easily under the dashboard of even a compact car
- Improved Automatic Noise Limiter to reduce effects of ignition and similar interference

plus many more features to increase its usefulness and efficiency.

The new low Mark VIII price **\$149⁵⁰****
puts 2-way radio convenience within reach of everyone

GET THE FULL STORY; FILL OUT AND SEND IN THE COUPON BELOW

RCA Electron Tube Division, Commercial Engineering, Dept. B-133-R
415 South Fifth Street, Harrison, New Jersey

Please! Rush more information on the new RCA Mark VIII 2-way
Citizens' Band Radio.

Name

Address

City Zone State

*Maximum plate input power to final radio-frequency
amplifier stages as defined by FCC regulations.

**Optional list price



The Most Trusted Name in Electronics

this "S" Meter



Model
540

Indicates your signal strength instantly
ONLY \$1388 NET

- A SECO PLUS—the first transistorized "S" Meter on the market . . . introduces no loading on AVC circuit!
- Ideal for CB, AM and FM tuners, ham, TV, and antenna orientation
- Illuminated "zero" to "30 db over 9" meter—also controls for zero set and sensitivity
- Completely self powered—operates on standard 9 v battery
- Can be built right into your set or attached anywhere with suction cup base
- Styled to make a handsome matching set with the Seco Signal Filter noise limiter and controllable squelch

See your electronics distributor or use the coupon below to order your Seco Model 540 "S" METER.



SECO ELECTRONICS, INC.

1223 S. Clover Drive, Minneapolis 20, Minn.

Please send (Qty) _____ "S" Meters postpaid

check money order for \$ _____ (\$13.88 each) enclosed.

PRINT
NAME _____

ADDRESS _____

CITY _____

STATE _____




Columbia Products Co.
Columbia, South Carolina

Shakespeare
WONDEROD
fiberglass
antennas

—recognize us
in Marine green?

Your own WONDEROD shares the
same know-how and construction
that designed and produces the
AT-1011/U for the U. S. Marine Corps.




Tips

(Continued from page 26)


the slide-switch that's visible when the switch is in the "ON" position. With a bright red paint spot on the switch, you can't help noticing it—even with a passing glance.
—Stanley E. Bammel

RETAINERS FOR SHEET METAL SCREWS

If you ever have the problem of a sheet metal screw not holding in place, here's a good solution. You can secure the screw with an easy-to-make retainer. Cut a strip of metal 1/2" wide and drill holes for the size screw to be used at 1/2" intervals. This done, cut the strip apart between the holes with a pair of snippers. A greater number of these retainers can be made at one time by stacking the strips of metal.
—Joseph Noonan



COMING NEXT MONTH



What strange sounds lie in that portion of the spectrum just above the range of the human ear? Build this transistorized "Ultra-Sonic Sniffer," and you're in for a world of surprises—including a sampling of sounds that only your dog can hear!

ON SALE

FEBRUARY 26

- **MICROMINIATURIZATION**
Miniaturization in electronics is not new. But today's microminiaturization techniques promise to be the catalyst that will make even the most liberal prophet's predictions seem incredibly tame.
- **THE BLINKER MINDER**
No chance of inadvertently leaving your turn-signal "blinkers" on, once you've constructed this transistorized signaling device.
- **GRID DIP MODULATOR**
Add a small, battery-powered modulator, and your grid dip meter becomes an r.f. signal generator.

Always say you saw it in—POPULAR ELECTRONICS

First 23 channel all crystal controlled citizens band transceiver utilizing "frequency synthesizing" circuitry. Built-in tone filter for selective calling, S-meter and output indicator, also serves as P.A. system.

ST IN PERFORMANCE

4 channel crystal controlled citizens band transceiver with Nuvistor rf stage. 17 tube extra rugged, performance.

Super-sensitive 6 meter transceiver, illuminated S-meter, dual Nuvistor rf amplifiers, 14 tubes, 7 diodes, VFO, .1 μ v sensitivity.

CHECK POLY-COMM[®] first in communications

Super-sensitive 2 meter transceiver, illuminated S-meter, dual Nuvistor rf amplifiers, 19 tubes, 7 diodes, VFO, .1 μ v sensitivity, 7w output.

ST IN DESIGN

Poly-tuner provides ultra-stable 22 channel variable tuning and illuminated S-meter for all Poly-Comm transceivers. Poly-call selective listening tone control squelch encoder and decoder plugs into any "N" unit.

MAIL FOR FREE LITERATURE

Check off units for desired additional information.


NAME _____

ADDRESS _____


CITY _____ STATE _____

POLYTRONICS LABS INC.


388 Getty Avenue • Clifton, New Jersey



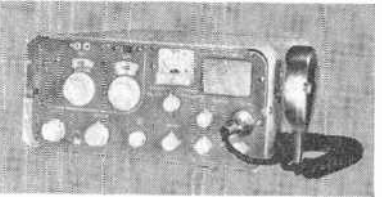
POLY-COMM SR. 23 \$349.50



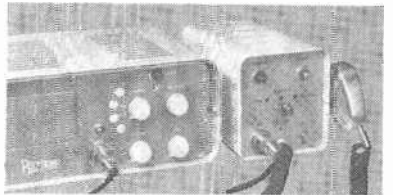
POLY-COMM "N" — \$189.50



POLY-COMM "6" — \$329.50



POLY-COMM "2" — \$349.50



POLY-CALL POLY-TUNER

COMING!

POLY-COMM "B"

10 watt output FM

business band transceiver

POLY-COMM "B"



*** FREE**



Fill in coupon for a FREE One Year Subscription to OLSON ELECTRONICS' Fantastic Bargain Packed Catalog—Unheard of LOW, LOW, WHOLESALE PRICES on Brand Name Speakers, Changers, Tubes, Tools, Hi-Fi's, Stereo Amps, Tuners, and other Bargains.

NAME _____

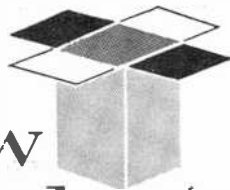
ADDRESS _____

CITY _____ ZONE _____ STATE _____

If you have a friend interested in electronics send his name and address for a FREE subscription also.

**OLSON ELECTRONICS
INCORPORATED**

838 S. Forge Street Akron 8, Ohio



New Products

LAMP MAGNIFIER


With electronic components getting smaller every day, working on equipment for long periods at a time can easily cause eye strain. The Haas magnifier will help prevent such strain. Clipped onto your workbench- or desk-lamp, its 2-power magnification is excellent for working on tiny electronic parts. And, because its plastic-framed 2 $\frac{3}{4}$ " x 2 $\frac{1}{16}$ " lens is hung on pivot hinges, you can tilt the magnifier to the most convenient angle. Tension springs and hooks are provided for easy attachment to any lampshade without tools. (Haas Corp., Mendon, Mich.)



PORTABLE SIGNAL GENERATOR

A transistorized circuit in the Pel SG-101 signal generator makes the 3-lb. unit truly portable — allowing it to be operated *anywhere* without warm-up. A front panel socket enables you to test CB crystals, and the unit can also be used as a crystal-controlled r.f. test source. The SG-101 has a frequency range of 135 kc. to 120 mc. on fundamentals—in six overlapping bands—and 70 to 240 mc. on harmonics. Internal modulation is 400 cycles, and external modulation is possible within the audio frequency range. Available in either kit or factory-wired form, the SG-101 provides three extra bandwidth positions for special

(Continued on page 32)



**NEED A 110 V.
A.C. OUTLET?
IN CAR, BOAT, TRUCK,
YOU HAVE IT, WITH A**

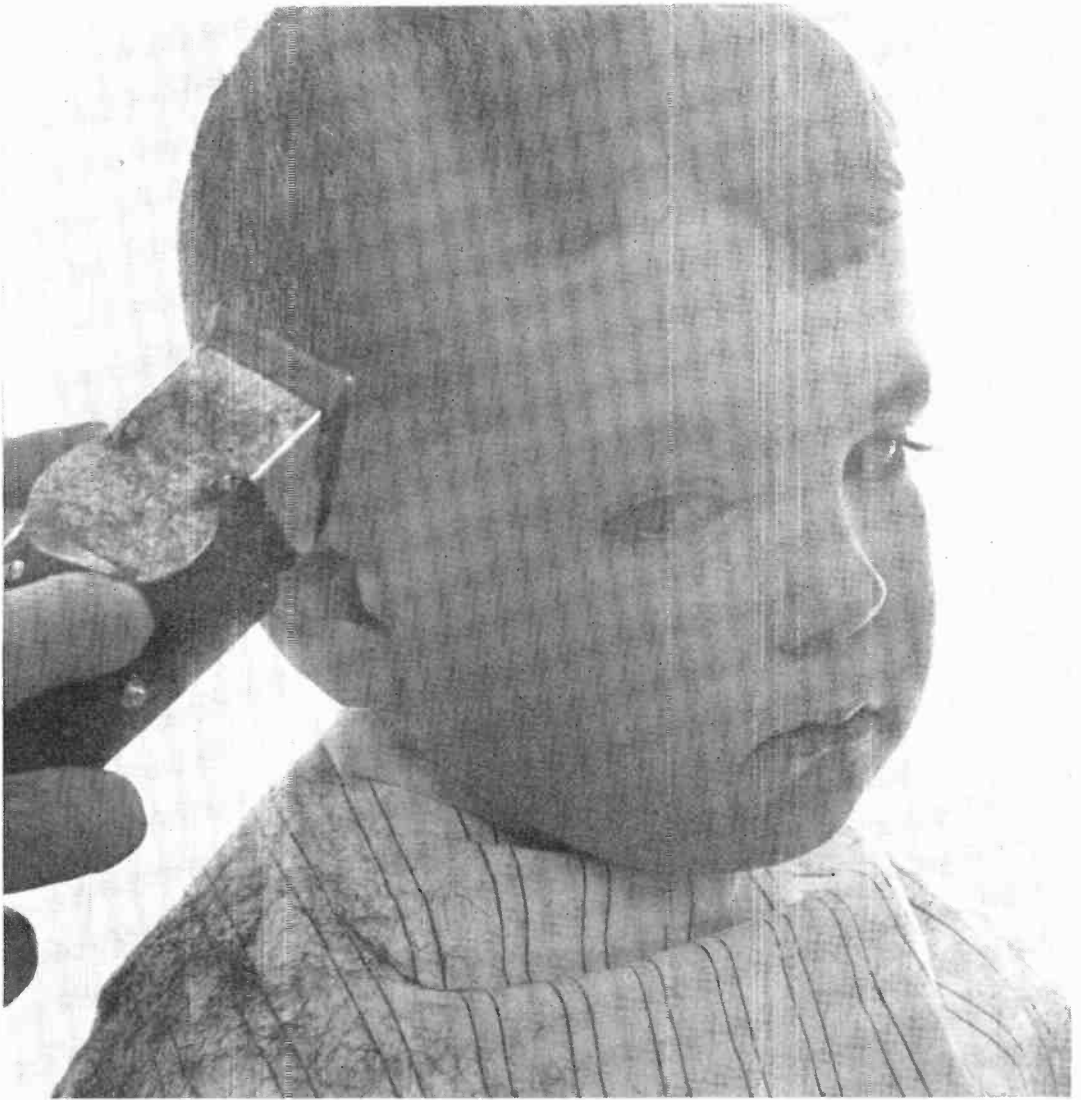
**terado POWER
INVERTER**

Actually gives you 110 volt, 60 cycle A.C. from your 6 or 12 volt D.C. battery! Plug inverter into cigarette lighter, and operate lights, electric shavers, record players, tape recorders, electric tools, portable TV, radios, testing equipment, etc. Frequency will not change with change in load Models from 15 to 300 **\$12⁹⁵** LIST or input voltage. watts, priced as low as

See Your Electronic Parts Dealer or Jobber, or Write:

terado CORPORATION
1057 RAYMOND AVENUE
ST. PAUL 8, MINNESOTA

In Canada. ATLAS RADIO CORP. LTD. — Toronto, Ont.



bzzzzz

When a very small boy has his hair cut, the clippers make a harsh buzz—a nervous, exciting sound. Yet the same machine gives off only a dull hum when it's used on a man.

The unfortunate part is that once you've heard the dull hum, you never get to hear that exciting buzz again. No matter what. Even Audiotape can't record it.

Audiotape can (and does) take care of everything else that adds to listening enjoyment. It gives you clarity and range, freedom from noise and distortion and unequalled uniformity, reel after reel. All you have to supply is the point of view.

Audiotape does the rest, and does it superbly.

Whether you're taping a barbershop quartet or a hundred-voice choir, there's an Audiotape exactly suited to your needs. From Audio Devices, for 25 years a leader in the manufacture of sound recording media—Audi discs*, Audiofilm* and . . .



audiotape
TRADE MARK

AUDIO DEVICES INC., 444 Madison Ave., N. Y. 22, N. Y.
Offices in Los Angeles • Chicago • Washington, D. C.

*TRADE MARK

Products


(Continued from page 30)

coils, crystals, etc. Price, \$34.90 in kit form; \$54.90 assembled. (Pel Electronics, 214 Main St., Hackensack, N.J.)

VARIABLE POWER SUPPLY

Available from GC Electronics, the Model 36-562 combination power supply and battery eliminator is variable from 0 to 24 volts. The supply is suited for extended operation of transistor units without their batteries, or as a test-bench power source. Two heavy-duty silicon rectifiers provide full-wave rectification, and ripple


is held to less than 1%; a large meter on the front of the supply is automatically disconnected when the power is turned off. In



addition to the common and B+ leads on the front panel, there is a separate 1.5-volt lead; the three leads are 18" long and are equipped with mini-gator clips and slip-on insulators. Price, \$19.95. (GC Electronics Co., 400 S. Wyman St., Rockford, Ill.)

23" TV KIT

Now you can build your own TV set for only a little more than what you'd have to pay for the tubes alone. The Heathkit GR-22 boasts a 23" picture tube, and it comes with all critical circuits—including a wide-band, three-stage i.f. strip—fully wired and tested, ready for mounting on the sturdy, 16-gauge steel chassis. The GR-22's two-watt hi-fi audio output can be fed to an 8-ohm integrated speaker, and there's also a cathode-follower so you can use the GR-22 with your present hi-fi system. The kit sells for \$169.95; an optional UHF tuner for internal mounting is available for an addi-



(Continued on page 102)

The next microphone you buy should be a Turner...

- ... partly because Turner microphones work better and last longer.
- ... partly because they are specially designed for convenience in specific jobs.
- ... but mainly because you get more microphone for your money in a Turner.

**TURNER
404** FOR
STUDIO
QUALITY



Typical of Turner microphone value is this studio quality dynamic microphone, priced for home recording budgets. You'll find the 404 delivers noticeable improved sound reproduction in either voice or music recording. Response: 50-13,000 cps; Output -60 db, combination impedance, line shorting, recessed switch. For complete technical specifications, mail coupon or use reader service card. We'll send you the Turner value story on these three microphones as fast as the mail will carry it.

TURNER 350C
FOR CB
AND MOBILE



CB'ers and hams have remarked about this remarkable mobile microphone. "Why pay more when the 350C is available?" No wonder the 350C is the most popular microphone in CB... used as original equipment with more transceivers than any other microphone. Response: 80-7000 cps; Output -54 db. List price \$16.80. Mail coupon for complete specs.

TURNER 80
FOR HAND,
STAND OR DESK



Beauty in design plus operational dependability made the slender, graceful Turner 80 one of the most popular, low cost microphones on the market for general purpose use. Weighs only 5 ounces. Only 4 1/4" in length. Response: 80-7000 cps; Output -54 db. List price \$15.95 (less stand). Mail coupon for complete specifications, or ask for the Turner 80 at your nearest electronics parts distributor's counter.



MAIL THIS COUPON TODAY FOR FREE LITERATURE

THE **TURNER** MICROPHONE COMPANY
946 17th Street N.E.
Cedar Rapids, Iowa

IN CANADA: Tri-Tel Associates
81 Sheppard Ave., West, Willowdale, Ont.
EXPORT: Ad Auriema, Inc.
85 Broad Street, New York 4, N. Y.

Name

Address

City State

RAD-TEL

You Get MORE For Your Money!

RAD-TEL'S QUALITY
BRAND NEW TUBES
FOR TV, RADIO AND HI-FI
1-YEAR GUARANTEE

UP TO **75% OFF**

1-DAY SERVICE • Over 500 Types in Stock



SERVICEMEN:
RAD-TEL HAS THE
LATEST TUBE TYPES.

THE SIGN OF RAD-TEL'S
RELIABILITY FOR
OVER 15 YEARS

Manufacturers Suggested List Price

FREE! Send For New Tube & Parts Catalog
Send For Trouble Shooting Guide

Be your own TELEVISION REPAIRMAN

The Original NOW YOU CAN
FIX YOUR OWN TV SET BOOK



You can fix your own TV if you have TV Fixit Book because 80% of troubles are caused by tubes. This book explains, illustrates trouble and what tubes cause this trouble. Pinpoints in over 3000 layouts by model number, position and type tube causing trouble.

\$1.00

No. 170

CHEATER CORD Easy to work on set while panel is off.
6 ft., No. 154 29¢ ea. Lots of 3—25¢ ea.



RAD-TEL TUBE CO. TV, RADIO AND HI-FI

DEPT. PE-2 55 CHAMBERS STREET, NEWARK 5, NEW JERSEY

TERMS: 25% deposit must accompany all orders, balance C.O.D. Orders under \$5: add \$1 handling charge plus postage. Orders over \$5: plus postage. Approx. 8 tubes per 1 lb. Subject to prior sale. No C.O.D.'s outside continental U.S.A.

EACH TUBE ATTRACTIVELY BOXED & BRANDED RAD-TEL

Qty.	Type	Price	Qty.	Type	Price	Qty.	Type	Price	Qty.	Type	Price
—	OZ4	.79	—	6AU8	.87	—	6K6	.63	—	12CU5	.58
—	1AX2	.62	—	6AV6	.41	—	6S4	.52	—	12CU6	1.06
—	1B3	.79	—	6AW8	.90	—	6SA7GT	.99	—	12CX6	5.4
—	1DN5	.55	—	6AX4	.66	—	6SH7	1.02	—	12D4	.69
—	1G3	.79	—	6AX5	.74	—	6SJ7	.88	—	12DE8	.83
—	1J3	.79	—	6BA6	.50	—	6SK7GT	.95	—	12DL8	.88
—	1K3	.79	—	6BC5	.61	—	6SL7GT	.84	—	12DQ6	1.04
—	1R5	.77	—	6BC8	1.04	—	6SN7	.65	—	12DS7	.84
—	1S5	.75	—	6BE6	.55	—	6SQ7GT	.94	—	12DT5	.76
—	1T4	.72	—	6BF5	.90	—	6T4	.99	—	12DT7	.79
—	1U5	.65	—	6BF6	.44	—	6T8	.85	—	12DT8	.78
—	1X2B	.82	—	6BG6	1.70	—	6U8	.83	—	12DW8	.89
—	2AF4	.96	—	6BH8	.98	—	6V6GT	.54	—	12DZ6	.62
—	3AL5	.46	—	6BJ6	.65	—	6W4	.61	—	12E05	.62
—	3AU6	.54	—	6BJ7	.79	—	6W6	.71	—	12EG6	.62
—	3AV6	.42	—	6BK7	.85	—	6X4	.41	—	12EK6	.62
—	3BC5	.63	—	6BL7	1.09	—	6X8	.80	—	12EL6	.50
—	3BN6	.75	—	6BN6	.74	—	7A8	.68	—	12EZ6	.57
—	3BU8	.78	—	6BQ6	1.12	—	7AU7	.65	—	12F8	.66
—	3BY6	.58	—	6BQ7	1.00	—	7EY6	.75	—	12FA6	.79
—	3BZ6	.56	—	6BU8	.70	—	7Y4	.69	—	12FM6	.50
—	3CB6	.56	—	6BX7	1.11	—	8AU8	.90	—	12FR8	.97
—	3C56	.58	—	6BZ6	.55	—	8AW8	.93	—	12FX8	.90
—	3DG4	.85	—	6BZ7	1.03	—	8BQ5	.60	—	12GC6	1.06
—	3DK6	.60	—	6C4	.45	—	8C7	.63	—	12J8	.84
—	3DT6	.54	—	6CB6	.55	—	8CM7	.70	—	12K5	.75
—	3GK5	.99	—	6CD6	1.51	—	8CN7	.97	—	12L6	.73
—	3Q4	.63	—	6CG7	.61	—	8CS7	.74	—	12SF7	.69
—	3S4	.75	—	6CG8	.80	—	8EB8	.94	—	12SK7GT	.95
—	3V4	.63	—	6CL8	.79	—	8FQ7	.56	—	12SL7	.80
—	4BQ7	1.01	—	6CM7	.69	—	9CL8	.79	—	12SN7	.67
—	4C56	.61	—	6CN7	.70	—	11CY7	.75	—	12SQ7GT	.91
—	4DT6	.55	—	6CQ8	.92	—	12A4	.60	—	12U7	.62
—	4GM6	.60	—	6CR6	.60	—	12AB5	.60	—	12V6	.63
—	5AM8	.79	—	6CS6	.57	—	12AC6	.55	—	12W6	.71
—	5AN8	.90	—	6CS7	.69	—	12AD6	.57	—	12X4	.47

RAD-TEL TUBE CO. NOT AFFILIATED WITH ANY OTHER MAIL ORDER TUBE COMPANY

—	5AQ5	.54	—	6CU5	1.08	—	12AE6	.50	—	17AX4	.67
—	5AT8	.83	—	6CU6	5.08	—	12AE7	.94	—	17D06	1.06
—	5BK7	.86	—	6CY5	.70	—	12AF3	.73	—	18FW6	.49
—	5BQ7	1.01	—	6CY7	.71	—	12AF6	.67	—	18FX6	.53
—	5BR8	.83	—	6DA4	.68	—	12AJ6	.62	—	18FY6	.50
—	5CG8	.81	—	6DE6	.61	—	12AL5	.47	—	19AU4	.87
—	5CL8	.76	—	6DG6	.62	—	12AL8	.95	—	19BG6	1.39
—	5CQ8	.84	—	6DJ8	1.21	—	12AQ5	.60	—	19EA8	.79
—	5EA8	.80	—	6DK6	.55	—	12AT6	.50	—	19T8	.85
—	5EU8	.80	—	6DN6	1.59	—	12AT7	.76	—	21EX6	1.49
—	5J6	.72	—	6DQ6	1.10	—	12AU6	.51	—	25AX4	.70
—	5T8	.86	—	6DT5	.81	—	12AU7	.61	—	25C5	.53
—	5U4	.60	—	6DT6	.53	—	12AV6	.41	—	25CA5	.59
—	5U8	.84	—	6DT8	.94	—	12AV7	.82	—	25C06	1.52
—	5V6	.56	—	6E48	.79	—	12AX4	.67	—	25CU6	1.11
—	5X8	.82	—	6E85	.73	—	12AX7	.63	—	25DN6	1.42

—	5Y3	.46	—	6EB8	.94	—	12AY7	1.44	—	25EH5	.55
—	6AB4	.46	—	6EM5	.77	—	12AZ7	.86	—	25L6	.57
—	6AC7	.96	—	6EM7	.82	—	12B4	.68	—	25W4	.68
—	6AF4	1.01	—	6EU8	.79	—	12BD6	.50	—	32ET5	.55
—	6AG5	.70	—	6EV5	.75	—	12BE5	.53	—	35C5	.51
—	6AH4	.81	—	6EW6	.57	—	12BF6	.60	—	35L6	.60
—	6AH6	1.10	—	6EY6	.75	—	12BH7	.77	—	35W4	.42
—	6AK5	.95	—	6FG7	.69	—	12BK5	1.00	—	35Z5	.60
—	6AL5	.47	—	6FV8	.79	—	12BL6	.56	—	36AM3	.36
—	6AM8	.78	—	6GH8	.80	—	12BQ6	1.16	—	50B5	.69
—	6AQ5	.53	—	6GK5	.61	—	12BR7	.74	—	50C5	.53
—	6AS5	.60	—	6GK6	.79	—	12BV7	.76	—	50EH5	.55
—	6AT6	.49	—	6GN8	.94	—	12BY7	.77	—	50L6	.61
—	6AT8	.86	—	6H6	.58	—	12BZ7	.86	—	70L7	.97
—	6AU4	.85	—	6J5GT	.51	—	12CN5	.56	—	117Z3	.85
—	6AUG	.52	—	6J6	.71	—	12CR6	.67	—	807	.75

ORDER FORM MAIL TODAY


RAD-TEL Tube Co.
Dept. PE-2
55 Chambers Street
Newark 5, New Jersey

ENCLOSED IS \$ _____ Please rush order.
_____ Book(s) Be Your Own TV Repairman @ \$1.00 ea. #170
_____ Cheater Cord 29c ea. Lots of 3 - 25c ea. #154

SEND: _____ Orders under \$5.00 - Add \$1.00 handling charge - plus postage.

FREE! Send FREE Tube and Parts Catalog
 Send FREE Trouble Shooting Guide

NAME _____
ADDRESS _____
CITY _____ ZONE _____ STATE _____



***Where will you be
10 years
from today?***

Let RCA help you find the answer with a profitable career in electronics

Now, you can put your finger on the electronics career of your choice, and RCA Institutes will help you train for it—right in your own home! RCA Institutes Home Training Courses can lead you directly to the kind of job you want! If you are looking for a career in electronics, here is your chance to plan a successful future for yourself—the RCA way—right down the line!

RCA Institutes, one of the largest technical schools in the United States (devoted exclusively to electronics), offers the finest facilities for home training. A service of the Radio Corporation of America, RCA Institutes gives you the technical instruction you need to plan, build, and realize a lifetime career in today's fastest growing field.

RCA Institutes offers both home training and classroom training—whichever best fits your needs. See the adjoining page for a dramatic example of how RCA can help you plan for the future you want! Licensed by the New York State Department of Education. Approved for Veterans.

RCA CLASSROOM TRAINING IN NEW YORK CITY AND LOS ANGELES

INDUSTRIAL TITLES	THIS IS THE RCA TRAINING THAT WILL HELP YOU GET IT!	QUALIFICATION
Engineering Aide, Lab Technician, Field Service Engineer, Test Engineer, Technical Instructor	Electronics Technology (T-3)	High School Grad with Algebra, Physics or Science
Electronic Technician, Field Technician, Computer Technician, Broadcasting Technician, Customer Service Engineer, Instrument Technician	Industrial and Communications Electronics (V-7)	2 yrs. High School with Algebra, Physics or Science
TV Serviceman, Electronic Tester	Electronics and Television Receivers (V-3)	2 yrs. High School with Algebra, Physics or Science
Transistor Circuits Specialist	Transistors	Radio background
Junior & Senior Detail Draftsman	Electronic Drafting (V-11, V-12)	2 yrs. High School with Algebra, Physics or Science
Color TV Service Technician	Color Television	Television background
Industrial Electronic Technician	Automation Electronics (V-14)	Radio and Transistor Background
Technical Writer	Technical Writing	Electronics background
Computer Service Technician	Digital Computer Electronics (V-15)	Radio and Transistor Background
Console Operator, Junior Programmer	Computer Programming (C-1)	College Grad or Industry sponsored
Radio Code Technician	Radio Code	8th Grade
Preparatory	Preparatory Math & Physics (P-1)	1 yr. High School
Preparatory	Preparatory Mathematics (P-0A)	1 yr. High School

- **Free Placement Service.** RCA Institutes graduates are now employed in important jobs at military installations such as Cape Canaveral, with important companies such as IBM, Bell Telephone Labs, General Electric, RCA, and in radio and TV stations all over the country. Many have opened their own businesses. A recent New York Resident School class had 93% of the graduates who used the FREE placement service accepted by important electronics companies, and had their jobs waiting for them on the day they graduated!

Note: 3 additional locations. RCA Technical Institutes offers a limited selection of basic resident school courses in Electronics in Chicago, Philadelphia, and Cherry Hill, N. J. (near Camden). For complete information write the name of the city of your choice on the attached postcard.


RCA HOME TRAINING

INDUSTRIAL TITLES	THIS IS THE RCA TRAINING THAT WILL HELP YOU GET IT!	QUALIFICATION
Radio aligner, Repairman, Tester	Radio-Electronic Fundamentals	8th Grade
Black & White TV Service Technician	Television Servicing	Radio Background
Color TV Service Technician	Color Television	Black & White Television
Automation Technician	Automation Electronics	Radio or Electronics Fundamentals
Transistor Circuits Specialist	Transistors	Radio or Electronics Fundamentals
Transmitter Technician, Communications Specialist	Communications Electronics	Radio or Electronics Fundamentals
Junior Draftsman	Electronic Drafting	8th Grade
Coder, Programmer, Analyst	Computer Programming	High School Grad plus 1-year business experience

- **Voluntary Tuition Plan for Home Training Courses.** This plan affords you the most economical possible method of home study training. You pay for lessons only as you order them. If, for any reason, you wish to interrupt your training, you can do so and not owe one cent. No other obligations! No installment payments required!

- **You get Prime Quality Equipment.** All kits furnished with home-training courses are complete in every respect and the equipment is top grade. You keep all the equipment furnished to you for actual use on the job, and you never have to take apart one piece to build another!

**SEND POSTCARD FOR
FREE ILLUSTRATED
BOOK TODAY! SPECIFY
HOME STUDY OR
NEW YORK OR
LOS ANGELES
RESIDENT SCHOOL**



RCA INSTITUTES, INC. Dept. PE-23

A Service of the Radio Corporation of America,
350 West 4th St., New York 14, N. Y.
Pacific Electric Bldg., 610 S. Main St., Los Angeles 14, Calif.



The Most Trusted Name In Electronics

YOUNG MEN and WOMEN



YOUR FUTURE

in the broad range of

ELECTRONIC ENGINEERING TECHNOLOGY

Associate of Science Degree
College level 24-months course

- PROFESSIONAL STATUS
- TOP-LEVEL ASSOCIATES
- STIMULATING ASSIGNMENTS
- EXPANDING HORIZONS
- AEROSPACE OPPORTUNITIES
- HIGH SALARIES... ADVANCEMENT

TELSTAR satellite —“a package of electronics” —is the most recent achievement of electronic application in the aerospace age. Electronic Engineering Technology opens career opportunities in virtually every type of activity: communications, computers, radar, aviatomical and navigational aids, industrial controls, guided missiles—the list is endless. The demand for trained Electronic Technologists is growing. Grow with it. World-famous Embry-Riddle is an institution built around a tradition of achievement. Small classes. Personalized training. Accelerated instruction—three 15-week trimesters per calendar year. Mail the coupon and get full information... NOW.



Embry Riddle AERONAUTICAL INSTITUTE

DIRECTOR OF ADMISSIONS
Embry-Riddle Aeronautical Institute
Aviation Building, Miami 52, Florida

Print Name.....

Address.....Age.....

City.....State.....

- Electronic Engineering Technology
- Executive Pilot—Bachelor of Science Degree
- Business Pilot—B.B.A. Degree
- All Other Flight Courses
- Aeronautical Engineering—B.S. Degree
- Aircraft Maint. Engr.—B.S. Degree
- Aircraft Maint. Engineering Technology,
- Aeronautical Engineering Technology

11-PE-23

MAIL THIS COUPON TODAY

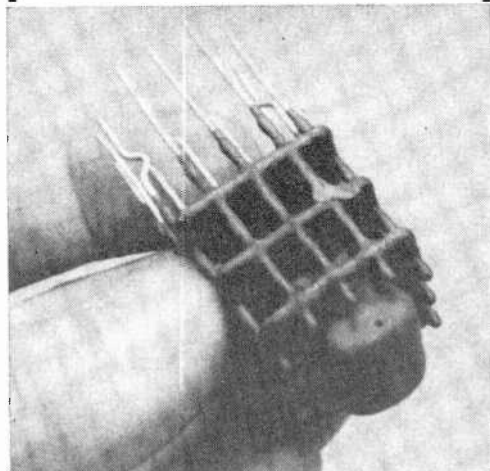
Transistorized Stereo Amplifier

the HEATHKIT AA-21


If you took a good look at this month's cover, you must have noticed how much a transistorized stereo amplifier differs in appearance from the more conventional vacuum-tube unit. Rated at 50 watts per channel (IHF_M music power), the Heathkit AA-21 pictured there is one of the "new departures" in stereo amplifier kits. Since it's transistorized, it's more challenging than a tube-type amplifier kit, but the results should justify the extra effort required.

Unfortunately, we weren't able to get the performance figures for the AA-21 into our *Hi-Fi Lab Check* this month. However, the AA-21 has been assembled (a 19-hour wiring job), and it's presently undergoing exhaustive testing. Details of our findings are now scheduled for the March issue.

Six modules—one of which is shown below bigger than life-size—form prefabricated tone, biasing, and phono equalization networks in the Heathkit AA-21 amplifier.



Always say you saw it in—POPULAR ELECTRONICS



What does it take to feel like a man?

It takes action to feel like a man. Takes pride and courage. But in today's modern world *it also takes training. Technical* training. Ask any mechanic. Ask any missile man.

In today's modern Army all units are fast-moving. Flexible. Men and machines are closely interlocked. And since the machines are complex, men have to be extra skilled to handle them. The Army *makes* men like this—technically skilled, competent, confident.

The training you get can give you a good future. Almost unlimited. You can be expert in areas like engineering, missiles, electronics, motor mechanics—or any of 150 other fields!

And of course you have other choices too. Want *Combat Arms*? Then ask for Infantry, Armor or Artillery. It's as simple as that. If you're qualified, your choice is *guaranteed before you enlist*. Find out how to feel like a man in today's fast-changing world. See your local recruiter today.

BEST BUYS IN STEREO AND MONO HI-FI

Transistorized Stereo/Mono 4-Track Tape Deck RP100



Semikit (electronics in kit form) \$299.95 Wired \$399.95

New Stereo FM Multiplex Tuner ST97
Kit \$99.95* Wired \$149.95*



FM-AM Stereo Tuner ST96
Kit \$89.95* Wired \$129.95*
*Incl. FET

70-Watt Integrated Stereo Amplifier ST70
Kit \$99.95 Wired \$149.95



40-Watt Integrated Stereo Amplifier ST40
Kit \$79.95 Wired \$129.95



28W Integrated Stereo Amplifier HF81
Kit \$69.95 Wired \$109.95

FM Tuner HFT90
Kit \$39.95 Wired \$65.95
Incl. FET Metal Cover \$3.95



AM Tuner HFT94 Incl. FET
Kit \$39.95 Wired \$65.95



Stereophonic Dual Preamplifier ST84
Kit \$59.95 Wired \$89.95

Stereo Power Amplifiers



70W HF7A: \$74.95 Kit \$74.95
100W HF8A: \$99.50 Kit \$99.50
28W HF86: \$43.95 Kit \$43.95



FM-Multiplex Autodaptor MX99
Kit \$39.95 Wired \$64.95
Cover Optional, \$2.95
(Patents Pending)



Bookshelf Speaker System HFS1
Kit \$39.95 Wired \$47.95

BEST BUYS IN CITIZENS TRANSCEIVERS, HAM GEAR, RADIOS

Citizens Band Transceivers 770 Series from Kit \$79.95 Wired \$109.95



U. S. Pat.



60W CW Transmitter #723
Kit \$59.95 Wired \$89.95

Walkie-Talkie Citizens Band Transceiver #740
Kit \$54.95
Wired \$79.95
Complete with rechargeable battery & charger.



EXCELLENCE IN CREATIVE ELECTRONICS

Over 2 MILLION EICO instruments in use throughout the world. Compare, take them home — right "off the shelf" — from 2000 neighborhood dealers, most of whom offer budget terms.

BEST BUYS IN TEST EQUIPMENT

Metered Variable Auto-Transformer AC Bench Supplies



Model 1073 (3 amps)
Kit \$35.95 Wired \$47.95
Model 1078 (7½ amps)
Kit \$42.95 Wired \$54.95

Peak-To-Peak VTVM #232 & Uni-Probe® (U.S. Pat.)
Kit \$29.95 Wired \$49.95



VTVM #221
Kit \$25.95 Wired \$39.95

DC-5 MC 5" Scope #460
Kit \$79.95 Wired \$129.50



General Purpose 5" Scope #427
Kit \$69.95 Wired \$109.95

Tube Tester #625
Kit \$34.95 Wired \$49.95



RF Signal Generator #324
Kit \$28.95 Wired \$39.95



1000 Ohms/Volt V-O-M #536
Kit \$14.95 Wired \$18.95



6- & 12V Battery Eliminator & Charger #1050
Kit \$29.95 Wired \$38.95



Extra-filtered for transistor equip. #1060
Kit \$39.95 Wired \$49.95

AC Volt-Watt Meter #261*
Kit \$49.95 Wired \$79.95
*Formerly called #260



Multi-Signal Tracer #145A
Kit \$23.95 Wired \$32.95



EICO, 3300 N. Blvd., L.I.C., N.Y. PE-2
 Send free Catalog describing over 106 top-quality products, free Stereo Hi-Fi Guide, free Short Course for Novice License, name of nearest EICO dealer. Send new 36-page GUIDEBOOK TO HI-FI for which I enclose 25¢ for postage & handling.

Name.....
Address.....
City..... Zone..... State.....
Add 5% in the West

WANTED: an ELECTRONIC PAUL REVERE

By ED NANAS, WA2HFF

A FREQUENT NIGHTMARE among Pentagon brass over the past decade has gone something like this: A missile comes streaking across the North Pole, a big red star painted on its side. Somewhere in America, a radio station operating in the "public service" is blaring rack-n-roll. Inside the missile, the guidance system is jumping happily to the music, using it to home in on a key U.S. target. Suddenly, BOOM! The enemy warhead lances smack on the antenna site. And the Pentagon brass wakes up in a cold sweat.

continued



BETTMANN ARCHIVE



U. S. Air Force photo

In 1775, a man on horseback was enough. But

► The Pentagon has, in fact, awakened. While our top officers still worry about missiles (along with the rest of us), they're no longer concerned about the possibility that radio stations might furnish navigational aid and comfort to the enemy. It seems they have finally realized that inertial guidance and the navigator's art have progressed to a point where an enemy-manned bomber or missile wouldn't need electromagnetic radiation in order to successfully "home in" on its target.

This realization has resulted in some sweeping changes in CONELRAD, an old acquaintance to anyone who operates a

and, second, to provide a means for effective Presidential and civil defense communications with the public in the event of national emergency (hence those two famous spots on the dial—640 and 1240).

But, on July 13, 1962, the FCC announced that it had deleted provisions in its CONELRAD plans, rules, and manuals affecting all *but* the Radio Broadcast Services (Part 3); Experimental, Auxiliary, and Special Broadcast Services (Part 4); Land and Shipboard Maritime Services (Parts 7 and 8); and Aviation Service (Part 9).

What does this action mean to the ham, CB'er, and those others in the com-

CONELRAD

transmitter in any service licensed by the Federal Communications Commission—including, of course, the radio amateur and the Citizens Band.

To most hams and CB'ers, CONELRAD (*Control of Electromagnetic Radiation*) has meant monitoring a broadcast station while operating their equipment—and shutting down if a CONELRAD alert should come over the monitor.

To the average citizen, CONELRAD has become a household word meaning he should turn to 640 or 1240 on his AM receiver in case of emergency.

To the broadcast industry, CONELRAD augured a severe disruption of its regular operations in time of emergency.

CONELRAD, which came into being in 1951, has applied to the portion of the spectrum between 10 kc. and 100,000 mc., and has had a two-fold purpose: first, to deny the enemy use of radio signals as navigational aids (hence the requirement to shut down transmitters),

communications field not specifically excepted? It means that the requirement for maintaining special radio equipment to receive the CONELRAD alert has been lifted. It means that certain operating restrictions in the event of national emergency have also been relaxed.

And what will be the results of these changes to the general public? Obviously, better military and civil defense communications. Suppose, for example, that the President is in Newport when an emergency breaks and it becomes essential to inform Americans of events which directly affect our welfare.

Under the old setup, the President would have had to go to one of the few designated CONELRAD facilities. Under a new plan now being formulated by the FCC's National and State Industry Advisory Committees and the Defense Department, he will be able to get on the air through the Emergency Broadcasting System almost wherever he may

missiles make him as outmoded as a candlestick

happen to be—and on very short notice.

Under the new setup, amateurs, CB'ers, and certain industrial users of the spectrum will be in a much better position to be of assistance to civil defense. In short, more stations will be able to be on the air in effective CD networks.

Working groups of both Amateur and Citizens Radio Services have been appointed by the FCC to develop new plans and procedures for optimum use of these services in National Emergency Communications, without the old "navigational aid" restrictions.

These groups are now formulating plans based on the assumptions that am-

ateur and CB operations in certain bands will be terminated by the FCC and radio silence observed in case of emergency, but that other amateur and CB stations will be issued authorizations to supplement communications facilities of survival and rescue organizations.

Once their reports are submitted, correlated, and adopted, we can all rest easier with the knowledge that, in the event of emergency, the word will get out louder and clearer than ever before anticipated. And civil defense communications, particularly on state and local levels, will be able to rely on public-spirited hams and CB'ers.

NEAR

▶ Another side of the CD coin is home warning in the event of surprise attack. This continues to be somewhat of a question mark in official circles. The attack warning system starts with data received directly at the headquarters of the North American Air Defense Command in Cheyenne Mountain, near Colorado Springs, Colo. "Alert" information is flashed to civil defense regional warning centers, Federal agencies, and civilian warning points.

The states and other political subdivisions are responsible for disseminating these alerts to local communities and rural areas. And, for the most part, local communities depend on outdoor siren systems to alert the citizenry; but the limitations of this method have long been recognized. The possibility of using telephones in a nationwide warning system has been seriously considered; the problems here center around high cost and the fact that there are many homes

without telephones. Incorporation of warning devices in radio receivers would offer better coverage, but reliability—as well as high cost—would be major problems in this case.


The solution to the home warning problem most favored by the Federal civil defense officials is the use of power lines through which an alert signal could be multiplexed on the basic 60-cycle system. Tests conducted in Michigan (details of which appeared in the August, 1961 issue of *POPULAR ELECTRONICS*—page 41) were highly successful. The system is called NEAR (*National Emergency Alarm Repeater*).

This home warning scheme involves the transmission of a power pulse (by superimposing a 240- to 270-cycle signal on the 60-cycle power) over utility lines to a special receiver which can be plugged into any home or office wall socket or other power receptacle; the re-

(Continued on page 108)

TD/RFG

Tunnel Diode Radio Frequency Generator



By **STANLEY E. BAMMEL**

INTEREST in tunnel diodes has died down somewhat since their sensational debut a few years ago—partially, perhaps, because most TD circuits have been of a novel nature. Nonetheless, tunnel diodes have some outstanding advantages which can be put to very good use.

For one thing, TD circuits are extremely simple—all it takes to make an oscillator, for example, is a tuned circuit in series with the diode (and, of course, a suitable power source). In addition, tunnel diodes require very little power for operation.

The instrument presented here is a five-band r.f. signal generator having features commensurate with many tube-operated generators on the market. In fact, the TD generator even offers features which aren't practical with tubes—flashlight cell operation and small size are but two examples. Also, it has no warm-up drift, since there is actually no warm-up!

The Circuit. The complete circuit of the TD generator appears in Fig. 1, and a simplified circuit (less the switching

Remember the intriguing little tunnel diode?

It's the heart of this handy piece of test gear and the principal reason why this generator outperforms a good many tube-operated designs



networks and the audio oscillator) is shown in Fig. 2. Battery *B1*, a 1.5-volt flashlight cell, provides the power; resistors *R1*, *R2*, *R3*, and diode *D1* form a voltage divider which supplies the required 200 millivolts at 1.6 ma.

The forward characteristic of *D1* is used to achieve a good degree of voltage regulation, since this diode doesn't conduct appreciably until about 0.7 volt of forward bias is applied. As current is increased above this point, the voltage tends to remain pretty constant, rising very slowly. The result is that the generator functions well with variations in supply voltage ranging from 0.75 to 2 volts.

As you may already know, the fre-

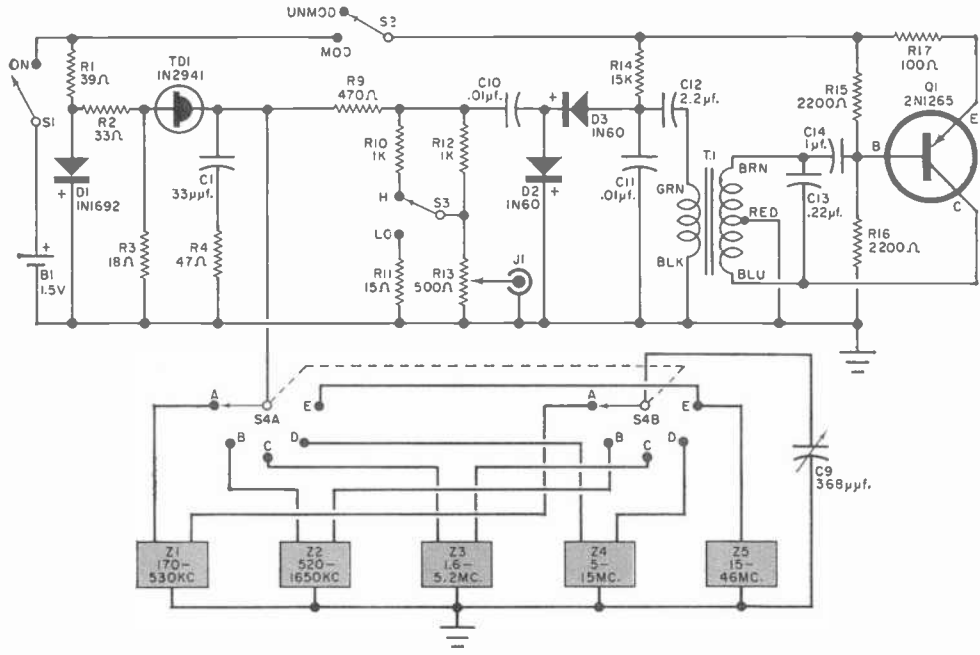
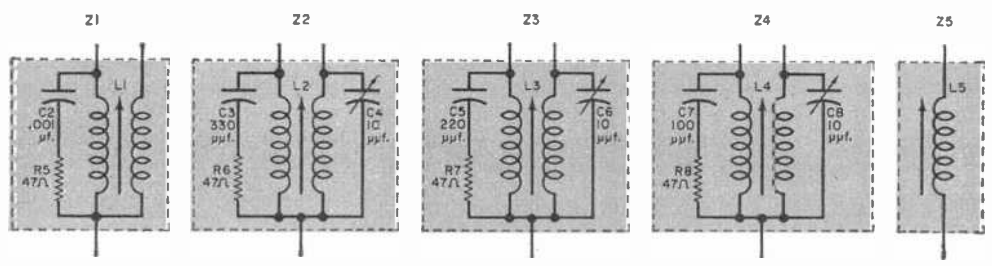


Fig. 1. Circuit of the TD/RFG. Details of networks Z1 through Z5 appear below, and a simplified version of this circuit is shown in Fig. 2. Note that coils L1-L4 each have an added primary winding.



quency of a tunnel diode oscillator is dependent upon its negative resistance. In other words, the greater the effect of negative resistance, the more the frequency of oscillation will differ from the

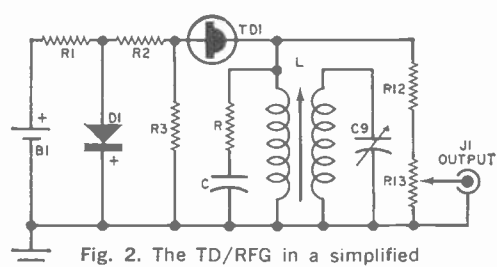


Fig. 2. The TD/RFG in a simplified circuit; L, R, and C represent networks Z1 through Z5 shown in Fig. 1.

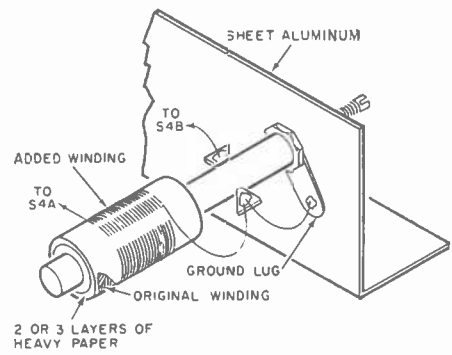


Fig. 3. Details of coils L1 through L4. The added winding is wound on top of heavy paper separator with No. 26 enameled wire and consists of 22 turns on L1, 12 turns on L2, another 12 turns on L3, and 7 turns on L4. Only the original winding is required for coil L5.

PARTS LIST

- B1*—1.5-volt flashlight battery (Burgess Type 1 or equivalent)
C1—33 μf . } All ceramic disc capacitors
C2—0.001 μf . } unless otherwise stated—
C3—330 μf . } working voltage not critical
C4, C6, C8—1.5-10 μf . ceramic trimmer capacitor (Centralab 829-10 or equivalent)
C5—220 μf .
C7—100 μf .
C9—368- μf . midget variable capacitor (r.f. section of midget superhet AM tuning capacitor—Allied Radio 61 L 008 or equivalent)
C10, C11—0.01 μf .
C12—2.2 μf .
C13—0.22 μf .
C14—1 μf .
D1—1N1692 diode
D2, D3—1N60 diode
J1—Microphone receptacle, single-button contact type (Amphenol 75 PC1M or equivalent)
L1—0.2-3 mh. horizontal linearity and width control coil (J. W. Miller 6318 or equivalent—see text)
L2—Loopstick antenna coil (Superex Vari-Loopstick—Allied Radio 91 C 060 or equivalent—see text)
L3—16-24 μh . adjustable ceramic r.f. coil (J. W. Miller 4507 or equivalent—see text)
L4—1.6-2.8 μh . adjustable ceramic r.f. coil (J. W. Miller 4503 or equivalent—see text)
L5—0.17-0.27 μh . subminiature r.f. coil (J. W. Miller 4301 or equivalent)
Q1—2N1265 transistor (Sylvania)
R1—39 ohms } All resistors
R2—33 ohms } ½ watt, 10%
R3—18 ohms }
R4, R5, R6, R7, R8—47 ohms
R9—470 ohms
R10, R12—1000 ohms
R11—15 ohms
R13—500-ohm potentiometer, linear taper, with s.p.s.t. switch *S1*
R14—15,000 ohms
R15, R16—2200 ohms
R17—100 ohms
S1—S.p.s.t. switch (on *R13*)
S2, S3—S.p.d.t. slide switch
S4—2-pole, 5-position, non-shorting rotary switch (Centralab 1003 or equivalent)
T1—Transistor input transformer: primary, 600 ohms CT; secondary, 10 ohms (Stancor TA-1 or equivalent)
TD1—1N2941 or 1N3362 tunnel diode
 1—7-lug terminal strip
 1—4-lug terminal strip
 1—Vernier dial (National MCN or equivalent)
 1—Battery holder for *B1* (Keystone 173 or equivalent)
 1—6" x 4" x 3" aluminum interlocking chassis box (LMB 142 or equivalent)
 2—Pointer knobs
 Misc.—Decals, transistor and diode sockets, #26 enameled wire, hookup wire, solder, hardware, etc.

"natural" frequency of the tuned circuit. In order to make this effect negligible, a primary winding is added to coils *L1* through *L4*.

Stray capacitance and inductance in a TD circuit can also be a source of trouble, since they can cause the diode to oscillate parasitically at some very high frequency. Therefore, capacitors *C1*, *C2*, *C3*, *C5*, *C7*, and resistors *R4* through *R8* are added to suppress such oscillations. In addition, leaving *R3* unbypassed improves the stability. The "strays" which do remain add a goodly number of harmonics, resulting in usable output at frequencies several times that of the highest fundamental.

Output is taken directly from *TD1* through the attenuator network consisting of *R9*, *R10*, *R11*, and *R13*. An attenuation of approximately 100 times (40 db) is provided with switch *S3* in its "LO" position.

Transistor *Q1* is an audio oscillator which supplies a 400-cycle signal to diodes *D2* and *D3* whenever switch *S2* is closed. The nonlinearity of the diodes mixes the r.f. and a.f. and provides approximately 50% modulation.

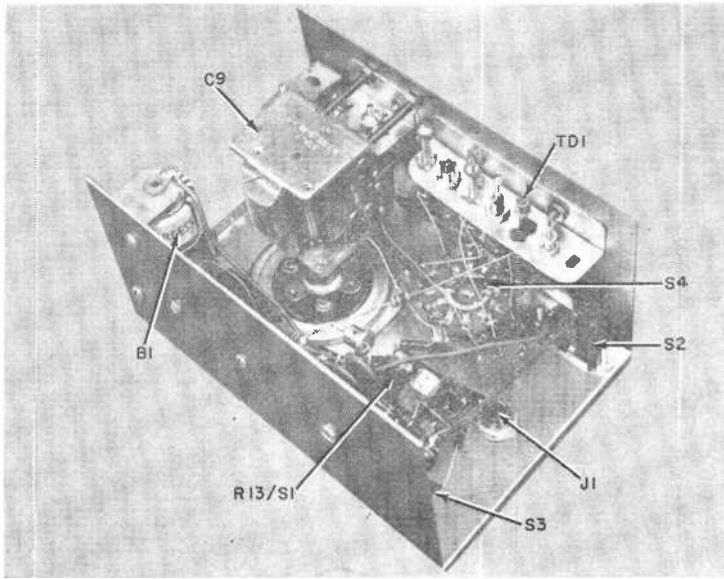
Construction. As shown in the photos, the generator is built in a 6" x 4" x 3"

chassis which leaves you plenty of "elbow" room inside. The front panel components (*S2*, *S3*, and *S4*, *R13*, *J1*, and the vernier dial) should be mounted first, then *B1*, *T1*, and the two terminal strips. This done, you're all set to wire the audio oscillator, modulator, and attenuator circuits.

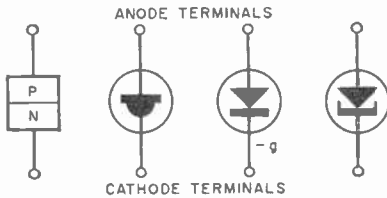
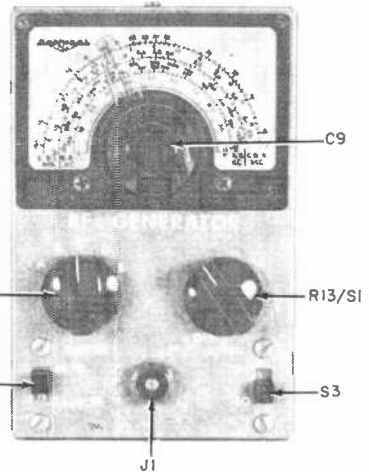
The audio oscillator isn't critical and other layouts can be employed. On the other hand, the modulator and attenuator circuits are critical. The components for these two circuits should be mounted with leads as short and direct as possible to reduce stray capacitance.

Since the coils consist of few turns and have no taps, winding them is comparatively simple. Number 26 enameled wire will do very nicely. Figure 3 shows how the coils are wound and gives winding data. Ground the "outside" end of the original winding of *L1* and *L2* (these are multilayer coils), and ground whichever end is most convenient on the other coils. Apply some melted wax on the windings after they are finished to hold them in place.

Now, prepare an aluminum mounting bracket for the coils and their respective trimmers. Mount the coils and trimmers on the brackets and install the brackets.



Rear view (left) and front view (below) of the completed TD/RFG. Coils L1 through L5 are mounted on aluminum bracket along with the tunnel diode (TD1), and shaft of capacitor C9 is centered between sides of case through use of extra long screws. When wiring, keep in mind that leads should be kept as short as you can possibly make them.



Commonly used symbols for tunnel diodes. Cathode terminal is at bottom in each case.

Wiring the coils is a very critical operation—the high-frequency coils in particular must be mounted so that they can be wired with the shortest possible leads.

Calibration. Once the TD generator is fully wired, the next step is calibration. There are a number of ways this can be handled, but one of the easiest is through use of a standard communications receiver. If the calibration of the receiver is questionable, tune in stations of known frequency, then zero-beat the generator with the stations. But be sure that you are using the fundamental and not a harmonic (the fundamental will be the highest frequency which will give a zero beat).

With the exception of L1, the respective coil slugs should be adjusted for the correct frequency at the low ends of the bands; the trimmers and the slug of L1 should be set for the correct frequencies at the high ends of the respective bands. Incidentally, if you don't know the fre-


quencies of enough stations to calibrate the TD generator directly, it's a simple matter to plot the points of the known stations on a sheet of graph paper and connect these points with a smooth curve.

Applications. The TD generator is used in the same way as any other r.f. generator. The r.f. is unmodulated with S2 in the "UNMOD" position, and modulated with S2 in the "MOD" position.

As an example of how to use the generator, let's consider alignment of a "standard" AM table receiver (an isolation transformer should be employed for safety). First, align the i.f. transformers by setting the generator to the i.f. frequency (usually 455 kc.). Turn S2 to "MOD," connect the ground lead to the receiver chassis, and connect the hot lead to the signal grid of the converter tube (the ungrounded end of the antenna coil). Then turn the receiver volume all

(Continued on page 97)

ADD-ON



S

-METER

Now anyone can measure
relative signal strength
on his Citizens Band,
amateur, or SWL receiver

By R. L. WINKLEPLECK

IF your communications receiver isn't equipped with an S-meter, you're losing out on more than just the chance to issue accurate signal reports. For one thing, the ability to measure signal strength is not only a great help in tuning a receiver, but it also facilitates alignment and other adjustments of the set. For another, a receiver equipped with an S-meter automatically becomes a field-strength indicator and, as such, is a great help in tuning transmitters, evaluating antenna performance, etc.

The S-meter described here can be attached to any tunable or fixed-tuned receiver (whether ham, broadcast, or CB) equipped with an automatic volume control. Its sensitive VTVM-type circuit has an input impedance of about 12 megohms and will not affect receiver performance. Self-powered, the unit requires only two connections to your set (and one of these is a simple ground).

Construction. The circuit is housed in a 4½" x 4¾" x 4¼" sloping-panel utility box, for which the author constructed a chassis from scrap sheet aluminum. If you wish, you can use the kind of box that comes equipped with its own chassis. Just be sure that you provide ventilation for the 12AU7 tube (*V1*).

The S-meter unit (*M1*) is mounted on the sloping panel of the box, and the chassis is held in place by means of the

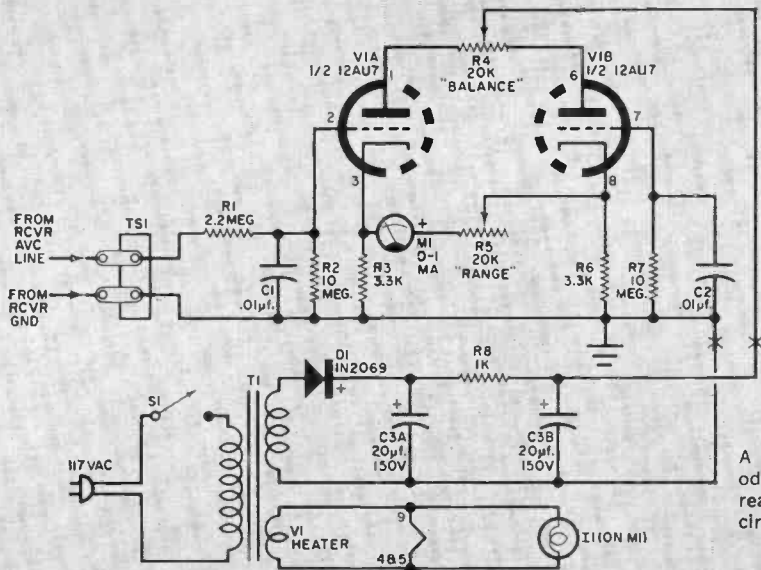
two meter-mounting screws. Switch *S1*, as can be seen in the photos, is installed on the top of the box, and the rear apron of the chassis holds potentiometers *R4* and *R5* as well as the grommet for the line cord.

A 2-lug (one-grounded) terminal strip, *TS1*, is fastened on top of the chassis (at the rear). This strip accommodates the connections from the meter circuit to the receiver.

The other components are placed on, or under, the chassis as illustrated. The arrangement is a compact one, but you should have no trouble installing or wiring all the parts.

Transformer *T1*, switch *S1*, diode *D1*, capacitors *C3a* and *C3b*, and resistor *R8* can be eliminated if you would like to tap the necessary power from your receiver. Simply ignore all wiring below the leads marked "X" on the schematic diagram, and connect the center arm of potentiometer *R4* to a 150-volt d.c. point in your set.

Meter pilot light *I1* and the heater for *V1*, of course, should be wired to a 6.3-volt a.c. or d.c. source. The *V1* heater will operate from 12.6 volts if contact is made across pins 4 and 5 of the tube instead of across 4, 5 and 9 as shown. Naturally, if you decide to operate *V1*'s heater from 12.6 volts, you'll either have to substitute a 12-volt



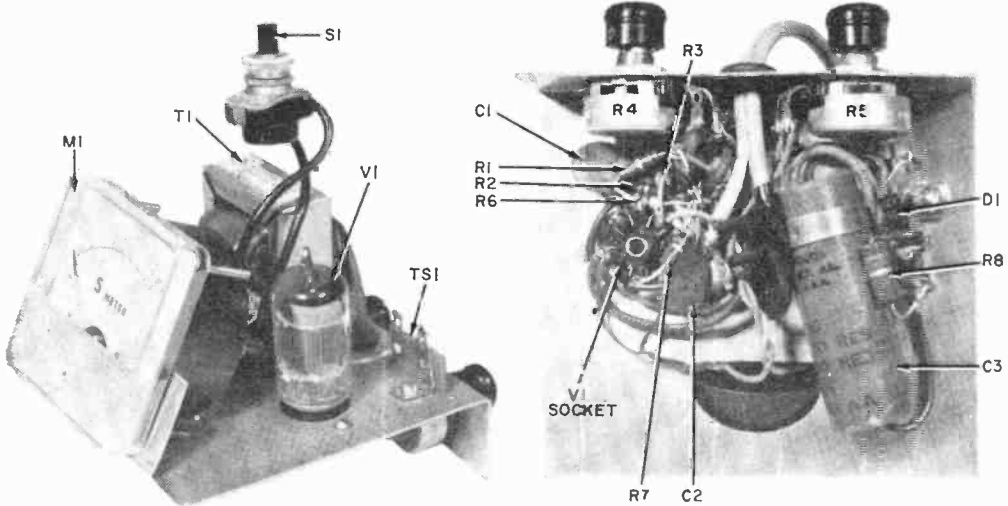
A glance at the two triode stages may cause the reader to recall similar circuits used in VTVM's.

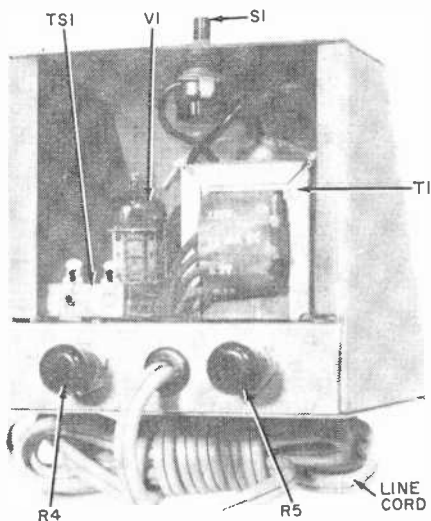
PARTS LIST

- C1, C2—0.01- μ f., 150-volt capacitor
- C3—Dual 20- μ f., 150-w.v.d.c. electrolytic capacitor
- D1—1N2069 diode (Texas Instruments)
- I1—6.3-volt pilot lamp (on M1)—see text
- M1—2 $\frac{3}{8}$ "-square illuminated S-meter, 1-ma. movement (Lafayette TM-26 or equivalent)
- R1—2.2 megohms
- R2, R7—10 megohms } $\frac{1}{2}$ -watt resistors
- R3, R6—3300 ohms
- R4, R5—20,000-ohm potentiometer, linear taper

- R8—1000-ohm, 5-watt resistor
- S1—S.p.s.t. switch
- T1—Power transformer: primary, 117 volts a.c.; secondaries, 125 volts @ 15 ma., 6.3 volts @ 0.6 amp (Stancor PS-8415 or equivalent)
- TS1—2-lug terminal strip
- V1—12AU7 tube
- 1—4 $\frac{1}{2}$ " x 4 $\frac{3}{16}$ " x 4 $\frac{1}{4}$ " aluminum sloping-panel utility box (Premier ASPC-1200)
- Misc.—Line cord and plug, socket for V1, grommets, terminal strips, knobs for R4 and R5, wire, sheet-aluminum stock for chassis, etc.

Size of aluminum chassis which mounts most of the parts is determined by the dimensions of the sloping-panel utility box used. Meter M1 and switch S1 mount on utility box.





The "Add-On S-Meter," complete with its own power supply, needs only two wires from TS1 to connect to receiver a.v.c. line. Controls R4 and R5 are employed to adjust the "swing" of the meter's pointer.

bulb for pilot lamp *I1* or make some other arrangement for illuminating the meter. Probably the simplest way out is to use a VOM to determine the amount of current drawn by lamp *I1* at 6.3 volts, and then add a small series resistor to provide the required 6.3-volt drop (the value of this resistor can be computed with Ohm's law).

If you have room on your receiver's front panel and chassis, you might even want to dispense with the utility box and build the S-meter circuit right into the set. Smaller S-meters than the one spec-

ified for *M1* are available should panel space be limited. But be sure you get one with a 1-ma. movement.

Installation and Adjustment. Installation is simplicity itself. Connect the "ground" terminal on *TS1* to your receiver ground, then connect the other terminal to the receiver a.v.c. line (the set's schematic should show the location of the latter). If you are not using a built-in power supply, tap your receiver for power as described in the previous section.

With both the receiver and S-meter circuits warmed up, disconnect the receiving antenna and adjust *Balance* potentiometer *R4* for a zero reading on *M1*. Then reconnect the antenna and tune to a strong local signal. Adjust *Range* potentiometer *R5* so that the signal almost "pins" *M1*.

Of course, this calibration, like that of any other S-meter, isn't "exact." But your newly installed "Add-On S-Meter" will now give you the same kind of relative readings you would obtain from a commercially manufactured unit. —30—

CB Spree



A CB man was telling me
What he had heard one day;
As I listened to the charges made,
I shuddered with dismay.

"Oh, yes, they worked DX," he said,
"DX—and that's not all!
Both were plainly out of band
And signed a different call.

"They weren't made of CB stuff,
They sat and talked quite gay."
I winced and tried to figure out
The fine they'd have to pay.

And then the final clincher came:
It really made me stew;
The FCC he would not call,
For nothing could they do.

"How come these clowns cannot be caught?
In jail they ought to land."
" 'Cause these were hams," my friend guffawed,
"On their 10-meter band!"



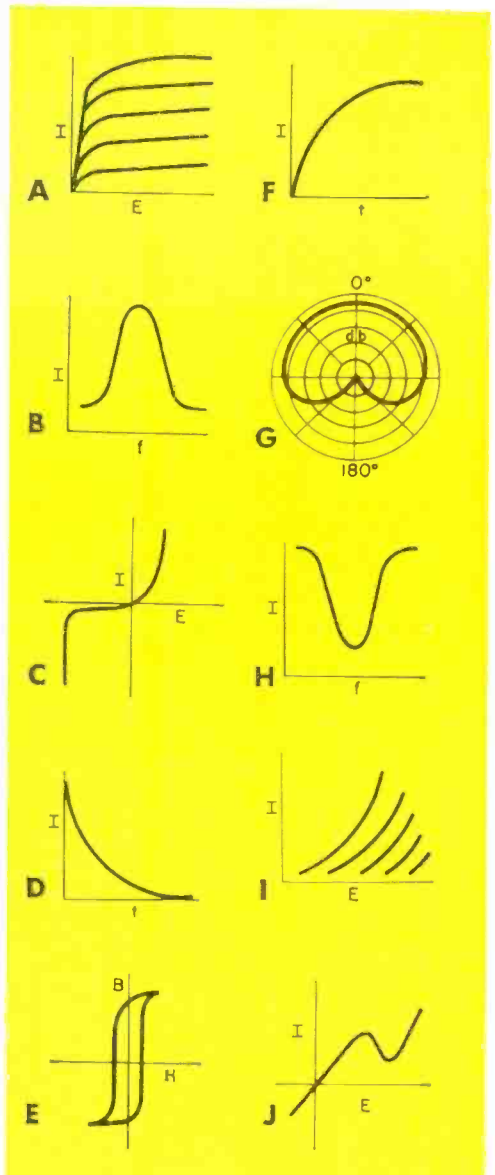
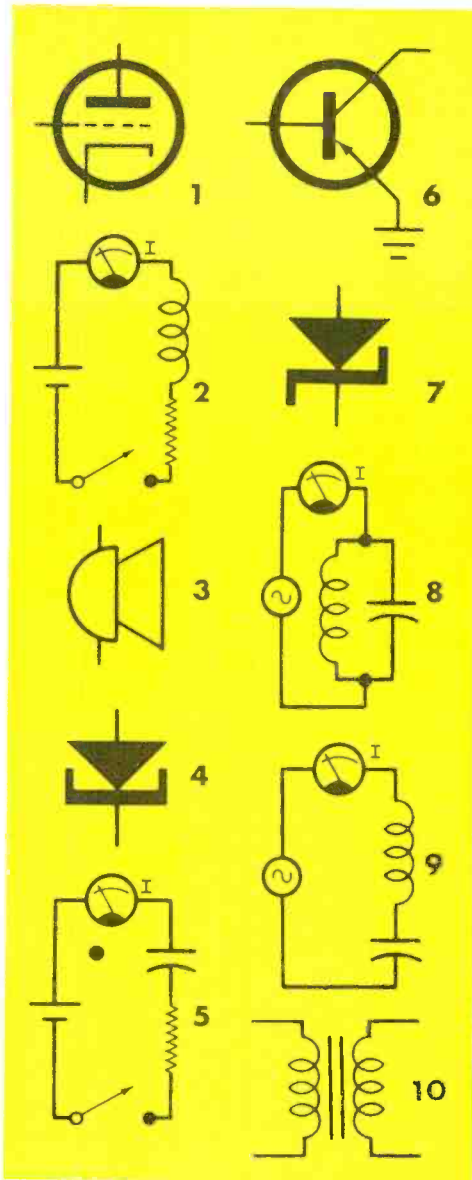
by David Moore

POPULAR ELECTRONICS

ELECTRONIC CURVES QUIZ


By ROBERT P. BALIN

The operation of electronic devices and circuits is often represented by characteristic curves. See if you can match the electronic devices and circuits at left (1 - 10) with their corresponding curves (A - J). Answers appear on page 105.





Eavesdropping

OR HOW TO



ARIEL, a joint U.K.-U.S. project, is world's first international satellite. You'll find it on 136.408 mc.

NASA Photos



TIROS meteorological satellites (that's Tiros I lifting off above) are now six in number, with IV, V, and VI still going strong.

ALOUETTE (left), a combined Canada-U.S. undertaking, can be heard on 136.590 and 136.979 mc.

on Satellites

TELL ARIEL FROM ALOUETTE

By TOM LAMB, K8ERV

With at least six easy-to-snap NASA satellites in the 136-137 mc. band, there's no time like *right now* to start pulling them in. How? Well, a receiver offers no real problem—your present communications set can be made to tune the 136-mc. band simply by adding a converter. And, you can either modify an existing converter designed to cover the 2-meter ham band, or, better yet, you can build the special "NASA 136" for this very purpose (for full details, see the June 1962 issue of POPULAR ELECTRONICS, p. 39).

Fortunately, too, a large and elaborate antenna system is NOT necessary at these frequencies. In fact, near overhead passes can be picked up with a 3' 7" dipole, and you may even get satisfactory results with a TV antenna.

Start by listening for the Tiros satellites, since their signals are moderately strong. With your antenna pointed SE or SW (in the U.S.), set your receiver for c.w. reception, use a medium i.f. selectivity, and tune to 136.230 mc.

If your converter and receiver calibration aren't spot on, tune around the satellite's frequency every five minutes or so, listening carefully for a weak carrier. An accurate receiver can be left on the frequency until the carrier appears, although it *could* take up to 12 hours for you to hear the first pass. A single, low-orbit satellite can be heard for up to seven successive passes, followed by a 12-hour quiet period; the exact sequence will depend to some extent on your location and system sensitivity. Once you pick up the carrier, change to a narrow i.f., use a Q-multiplier, or try any of the other tricks you may have for receiving very weak signals.

Identifying Satellites. All NASA satellites transmit a carrier (beacon) for tracking purposes, and it's relatively easy to tell when you've picked one up:

- (1) It will be accurately on frequency, but—
- (2) A satellite will appear to be slightly high in frequency when approaching, slightly low when receding. This Doppler effect will vary from nearly zero for a distant pass to about 7 kc. for an overhead pass, and it's one sure way to identify a satellite.
- (3) Low-orbit (750-mile or so) satellites will be heard for only about 18 minutes during each pass—usually considerably less.
- (4) A satellite will usually be heard for several successive passes. (Since both Tiros V and Tiros VI are on the same frequency, they confuse the picture somewhat—but their transmissions will still be separated by the orbit period.)

(Continued on page 107)

Short-Wave Broadcast Predictions

By **STANLEY LEINWOLL**
Radio Propagation Editor

FEBRUARY 1963

BECAUSE OF the ever-increasing interest in short-wave listening, the Editors of POPULAR ELECTRONICS have arranged to present "Short-Wave Broadcast Predictions" as a regular monthly column. The tables below list frequencies (in megacycles) for best reception between two geographic areas during any given time interval. (Local standard time is given in two-hour intervals at the top of each column for each of the three main listening areas in the United States).

To use the tabulated information, just select the table corresponding to the time zone in your location, read down the left-hand column to the region you want to hear, then follow the line to the right until you're under the figure indicating the approximate local time. In short, you pick the time in your own geographical area; the tables will tell you the frequency band for best DX results.

	TIME (EST)												
Between Eastern USA and:	00	02	04	06	08	10	12	14	16	18	20	22	24
Western Europe	6	6	6	6	17	17	17	11	9	7	7	7	7
Eastern Europe	6	6	7	6	17	17	11	7	6	6	6	6	6
South & Central America	11	11	9	11	17	17	17	17	17	17	11	11	11
Near East	7	6	6	6	15	15	11	9	9	9	7	7	7
North Africa	6	6	6	7	17	17	17	11	9	9	7	7	7
South & Central Africa	9	9	9	11	21	21	21	21	17	11	9	9	9
Australia & New Zealand	9	9	11	9	11	11	15	17	21	17	11	9	9

	TIME (CST)												
Between Central USA and:	00	02	04	06	08	10	12	14	16	18	20	22	24
Western Europe	6	7	7	7	17	17	11	7	6	6	6	6	6
Eastern Europe	7	7	7	7	11	11	7	7	7	7	7	7	7
South & Central America	9	9	9	15	17	17	17	17	17	15	9	9	9
North Africa	7	7	7	9	17	17	15	9	9	9	9	7	7
South & Central Africa	7	7	7	11	21	21	21	21	15	11	9	7	7
Far East	7	7	7	7	7	9	9	11	15	15	9	7	7
Australia & New Zealand	9	11	11	9	11	17	21	21	21	21	15	11	11

	TIME (PST)												
Between Western USA and:	00	02	04	06	08	10	12	14	16	18	20	22	24
Western Europe	6	7	7	7	15	15	9	6	6	6	6	6	6
Eastern Europe	7	9	9	7	9	7	7	7	7	7	7	6	6
South & Central America	9	11	9	15	17	17	17	17	15	11	9	9	9
Africa	7	7	7	9	15	15	15	11	9	9	7	7	7
Far East	7	7	7	9	7	9	7	15	17	15	9	7	7
South Asia	6	6	6	7	7	9	9	9	15	15	9	7	7
Australia & New Zealand	9	9	9	7	11	17	21	21	21	17	11	9	9

ME TECHNICIAN YOU ENGINEER

By MORTON H. BURKE

WHEN I punched in for the first time at Flashover Electronics, I had the same kind of butterflies in my stomach that most people have when they start a new job. I was confident of my abilities as a technician, of course, but I was still a little scared about having to work on a 25-kilowatt "auto-tuned" transmitter.

While I waited at my workbench, I saw a small, thin man with straight, black hair and dark "out-of-this-world" eyes dash from a nearby office. He glanced nervously in my direction and then sped straight up to me.

"You're the new technician, Orville Watson, aren't you?" he queried.

"Yes, I am," I returned.

He extended a firm hand and introduced himself as Frank Flashover, company president and chief engineer.

"I'm sorry I couldn't interview you before you were hired," he mumbled hastily, "but my business manager told me that you had the best qualifications of any applicant.

"As you can see, Orville," he continued, "this is a small company. We have to expect a lot from our employees. Am I correct in assuming that you can read and understand schematics; that you can wire equipment directly from schematics; that you can solder well; that you can make wire

harnesses and harness boards; and that you can trouble-shoot all kinds of electronic instruments?"

I gasped for air and was about to open my mouth to answer him, but he continued to outline what he expected of me.

"If you don't already know how, I want you to learn to use all our test equipment. That means oscilloscopes, VTVM's, distortion analyzers, 'Q' meters. SWR indicators, and so on."

"Enough of this," I thought to myself. "This guy thinks I'm an engineer, too."

"And incidentally, Orville," he went on, "as you can also see, we're a little short of help right now. I hope you won't mind if I ask you to make an occasional metal part. Our machine shop is at the end of the building there, and it has a small lathe, a brake, a shear, and a few drill presses."

I determined to hold my temper until he finished his little speech, because I

(Continued on page 88)





EVER SINCE the advent of the transistor, one of the most popular receiver circuits among beginners and students has been a simple one-diode/one-transistor hookup of some kind or other. Unfortunately, the high output impedance of the transistor and the presence of d.c. in most of these circuits makes it necessary to use high-impedance magnetic earphones *only*. But, add an output transformer and six Fahnestock clips, and you can use phones of practically any type and impedance.

All you have to do is hook up the transformer and clips as shown in the diagram. Just about any type of output transformer should do the trick, although one having a primary impedance of 3000 ohms and a secondary impedance of 6 ohms worked best in the model tested. The secondary is connected to clips 5 and 6.

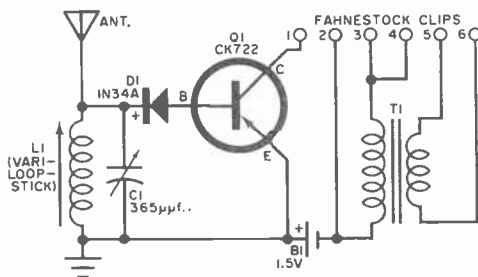
For high-impedance magnetic phones, connect the phones to clips 1 and 2.

For crystal phones, connect a wire jumper from clip 1 to clip 3, then connect the phones to clips 2 and 4. In this way, the d.c. will flow through the primary of the transformer rather than the phones, as in the instance above.

For low-impedance dynamic phones, connect a wire jumper from clip 1 to clip 3, then connect the phones to clips 5 and 6.

Incidentally, Government-surplus 600-ohm magnetic and dynamic phones will probably work better when they're connected to clips 1 and 2 rather than to clips 5 and 6.


—Art Trauffer



This little receiver is happy with any kind of phones—magnetic, dynamic, or crystal. Even more important, you can adapt the basic transformer-and-clips idea to almost any piece of transistorized equipment which uses headphones.

The "TWSOME"

By LEON A. WORTMAN



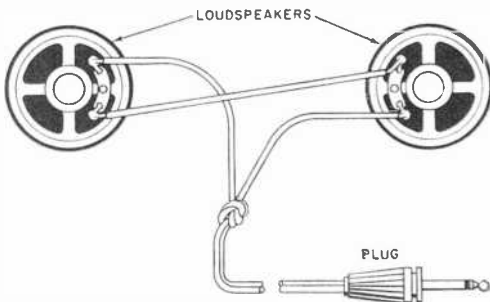
Lonesome for "big sound" from your pocket transistor radio?

Then add a plug-in miniature speaker system called "Twosome"

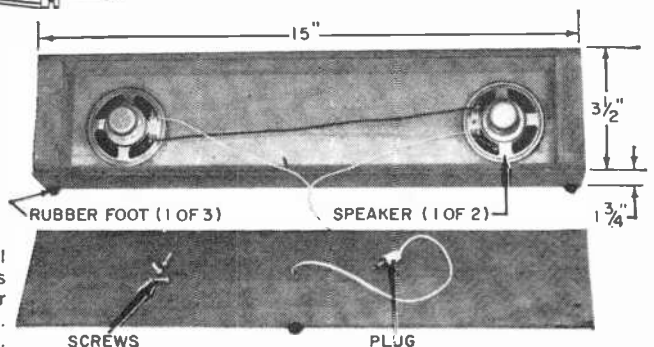
HAVE YOU EVER walked through an appliance store's radio department and noticed the "big sound?" It's caused by speakers from many receivers reproducing the same program. You can hear this kind of sound at home if you play two table radios at equal volume; each speaker alone sounds fair, but together they seem to put out "big sound." The "Twosome" speaker system can do the same thing for your transistor portable.

Few parts are needed: two 2 1/4" PM speakers; a plug to match your transistor radio's earphone jack; some wire; and some plywood for a box. Cut the wood and glue the pieces together to form a box like the one in the photo below. Then cut holes for the speakers and glue them in place. After you wire the unit, as shown in the diagram, put on the back cover. Finally, mount the speaker grilles to protect the exposed paper cones, and paint or stain the wood.

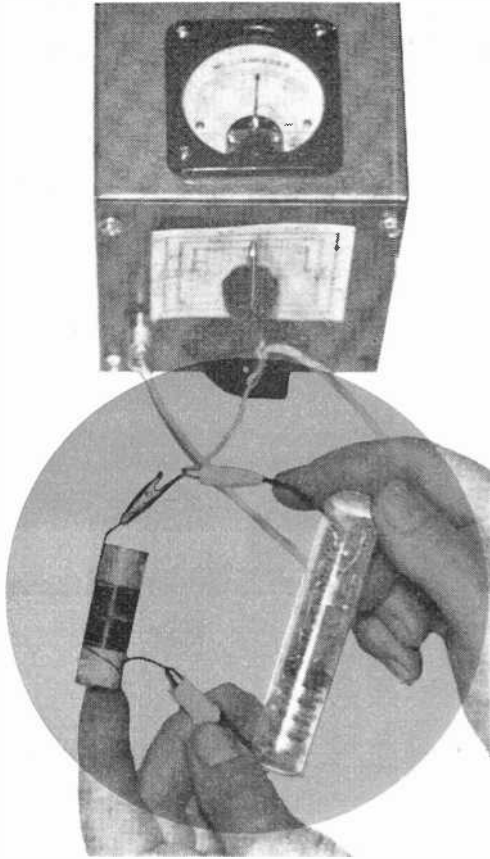
Now tune in a music program on your transistor radio, turn up the volume, and listen to the sound. Then plug in the "Twosome"—you should hear "big sound," with improved bass response as a result of the larger moving "wall" of air. Although speaker phasing isn't too important, you may want to reverse one set of speaker leads to see if there's any difference.



Cable and plug used to wire up the "Twosome" were part of portable's earpiece. Knot is made after cable is passed through hole in rear cover.



Dimensions of author's model are shown at right. Exact size is not critical provided speaker centers are 12" or more apart. Rubber feet prevent scratching.



R.F.

Power Capsule

By I. C. CHAPEL

Pinpoint the frequency and eliminate guesswork when tuning LC circuits

THIS little "gimmick" is probably one of the most unusual pieces of test equipment you'll ever come across. And once you've put it together, it's a fair bet that you'll find it as useful as it is "different."

The "R. F. Power Capsule" is essentially a battery-powered, transistorized, r.f. oscillator—minus the LC "tank"

circuit. As you might guess, its purpose is to energize experimental coil/capacitor combinations. Just connect any paralleled coil and capacitor (resonating between 4 and 40 mc.) to the "capsule," and you have a small radio transmitter.

Frequency and strength of the resulting signal (and hence of the LC combination) can be checked on a communications receiver equipped with an S-meter. An ideal method for tuning two LC circuits to the same frequency, adjusting one for maximum output at a given frequency, or—you name it!

The construction details below will allow you to duplicate the author's unit, but the circuit will work equally well if wired on a piece of perforated board in standard fashion.

Construction. In the author's case, transistor Q1 and the capacitors and resistors were installed on a 1/2" x 1 1/2" Formica panel. This panel, together with the four mercury cells which power the unit, was then housed in a 3" length of 3/8"-i.d. plastic tubing.

Cut a slot a bit larger than Q1's body in the Formica panel and slide the transistor into it—base lead on one side, emitter and collector leads on the other. Capacitors C1 and C2 are placed on the

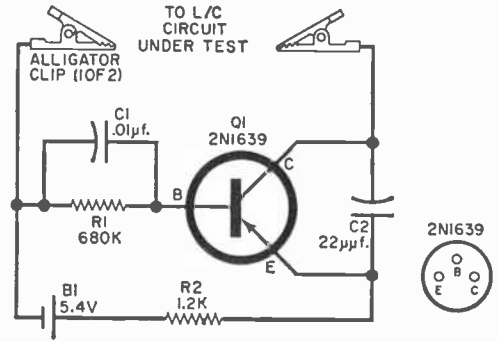
base side of the panel, resistors R1 and R2 on the collector side. The leads of all components are run through holes drilled in the Formica, and these holes are used as "solder lugs."

A flat piece of brass, mounted on one end of the panel and backed up by a washer, acts as the positive battery contact. For the negative contact (which also serves as a spring to clamp the mercury cells together), bend another piece of brass almost double (see top photo at right).

Preliminary Check-Out. Before installing the mercury cells and panel in the tubing, you might want to check the operation of the unit. For this purpose, it's convenient to use a couple of flashlight

PARTS LIST

- B1—5.4-volt battery (4 Mallory RM625RT mercury cells in series, or equivalent)
 C1—0.01- μ f. metallized-paper capacitor, voltage not critical (Aerovox Type P83Z or equivalent)
 C2—22- μ f. ceramic capacitor, voltage not critical
 Q1—2N1639 transistor (RCA)
 R1—680,000-ohm, $\frac{1}{2}$ -watt resistor
 R2—1200-ohm, $\frac{1}{2}$ -watt resistor
 1—3" long piece of $\frac{3}{8}$ " i.d. plastic tubing
 1— $\frac{1}{2}$ " x $\frac{1}{2}$ " piece of Formica
 2—Alligator clips
 Misc.—Scrap brass for battery contacts, washers, wire, etc.

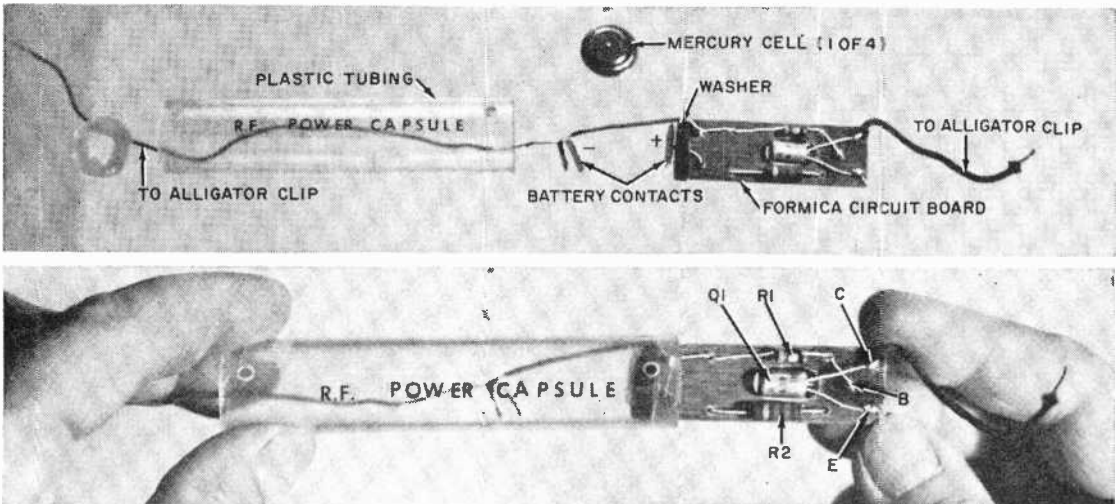


batteries (or dry cells) wired in series to make a 3-volt power source. Temporarily connect the batteries to the appropriate contacts on the unit, placing a 0-1 ma. meter in series with one of the leads. You should get either no reading or a negligible one.

Now wire a paralleled coil and capacitor across the circuit points where the alligator clips will later be connected

circuit for oscillation. This may be done by loosely coupling the antenna terminal of your communications receiver or field strength meter to the collector end of the experimental tank coil. Once oscillation is confirmed, you can proceed with the final assembly.

Finishing Up. Stack the four mercury cells (with all positive terminals pointing in the same direction) and place the



Construction design is optional, limited only by assembler's imagination. Author's unit was housed in plastic tubing and space not taken up by circuit board was used to store the four mercury cells.

(these clips should not be installed until all other work is complete). The coil and capacitor must resonate at a frequency somewhere within the 4-40 mc. range of the "power capsule." As soon as this experimental tank circuit is in place, the milliammeter should indicate a battery drain of about 400 ma.

If the drain is about right, check the

positive end of the stack against the flat positive contact on the Formica panel. Put the negative contact at the other end of the stack and slide the whole assembly into the tubing. Leads for the alligator clips are brought through holes drilled in the tubing (one at each end).

Next, seal up each end of the tube
 (Continued on page 99)

What to do with a Tape Recorder (until the hi-fi arrives)

By **BILL HUTCHISON**



"... don't let anyone kid you; you are the brainiest executive this company, or any company, ever had ..."


"That is NOT my voice! You've fiddled with those controls to make it sound awful!"



"He read in POP'tronics about someone who recorded porpoises talking together."



"... then the Lone Ranger mounted his white horse ..."



—Bill Hutchison—

AUTOMATE YOUR REAR VIEW MIRROR



By CHARLES CARINGELLA, W6NJV

This electronic rear-view mirror system automatically eliminates reflected glare from headlights of automobiles behind you

FOR SOME TIME NOW, drivers bothered by glare from the headlights of automobiles behind them have been able to buy "dimming" mirrors. When these useful car accessories are in the "normal" position, they reflect light in the same way that an ordinary mirror does. But when they are flipped to "dim," the reflected light is greatly dimmed.

Since most night drivers prefer to leave their mirrors on "normal" except when a car is actually behind them, however, a fair amount of reaching up and flipping back and forth has been called for. So one of Detroit's latest innovations is a dimming mirror which, with the aid of a photocell, does all its flipping automatically.

These little gadgets are expensive, though—especially in view of the fact that it's not too difficult to build your own. The automatic mirror described on the following pages makes use of a modified unit of the manually operated type and a handful of other parts. Take a few evenings to put it together, and you'll be able to

drive with full assurance that you won't ever be temporarily blinded by reflected glare.

Mirror Operation. The manual dimming mirror which was modified by the author, like most units of this type, contains both an ordinary mirror and a piece of plain glass. These are so arranged that the driver, by flipping a lever, can see the reflections of the cars behind him in either the mirror or the glass. When using the glass, of course, the reflection is quite dim and headlight glare is cut considerably.

In its original form, the mirror assembly consists of a metal frame holding both mirror and glass. The glass is set in the frame at an angle to the mirror, and the frame is pivoted within the outer enclosure of the mirror assembly. In this way, tilting the frame within the enclosure places either the mirror or the glass in a position to reflect the rear view into the eyes of the driver.

The modification consists of rearranging the mirror assembly so that it can be "flipped" by a pair of solenoids rather than by hand. Accordingly, the operating principle of the assembly is changed (primarily in order to decrease the weight of the frame) to that illustrated in Fig. 1. Notice that the glass is now fixed and the only moving part is the mirror.

When the mirror is in its normal position (flat against the glass), the reflection the driver sees comes essentially from the mirror. But when the energized solenoids pull back the mirror to the position shown, this main reflection is deflected downward—away from the driver's eyes. The only reflection now in view is the attenuated one from the glass. A small spring (not shown) returns the mirror to its normal position after the solenoid is de-energized.

Control Circuit. The sensing element for the mirror control circuit is a photocell of the "variable resistance" type. This photocell (*PC1* on the schematic diagram) is mounted near the back window of the car so that it can "see" the

headlights of automobiles approaching from the rear. The "dark" resistance of *PC1* is in the neighborhood of 1 megohm. Under illumination of auto headlights, though, the resistance changes to a value somewhere between 10,000 and 100,000 ohms.

The photocell (neglecting, for the moment, resistor *R1* and switch *S1*) controls the base bias of transistor *Q1*. This transistor is connected as a d.c. amplifier, and variations in the base bias cause changes in the emitter current. The "dark" resistance of *PC1* is too high to allow much base bias; therefore little emitter current flows. But the "illuminated" resistance is low enough so that adequate current flows to close emitter-circuit relay *K1*'s contacts.

The relay's contacts are in series with one of the leads running to coils *L1* and *L2* (the mirror solenoids). When they close, *L1* and *L2* are energized, pulling

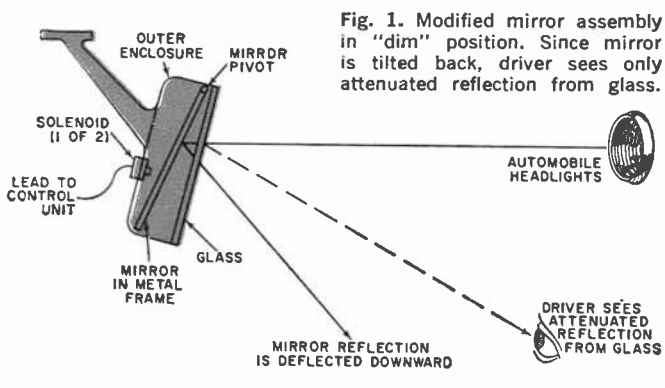


Fig. 1. Modified mirror assembly in "dim" position. Since mirror is tilted back, driver sees only attenuated reflection from glass.

the mirror (see Fig. 1) back to the "dim" position.

Switch *S1*, when closed, bypasses *PC1* with a fixed resistance (*R1*). This has the effect of holding the mirror in the "dim" position. The "hold" switch comes in handy in heavy traffic conditions, when the constant flicking of the mirror from "dim" to "bright" would be an annoyance.

"Sensitivity" control *R2* determines the light intensity required to pull in *K1*, and can be adjusted for a wide range of conditions. Power for the circuit is supplied by the auto battery (12-volt) and controlled by "power" switch *S2*.

Modifying the Mirror. The modification described here was carried out on a


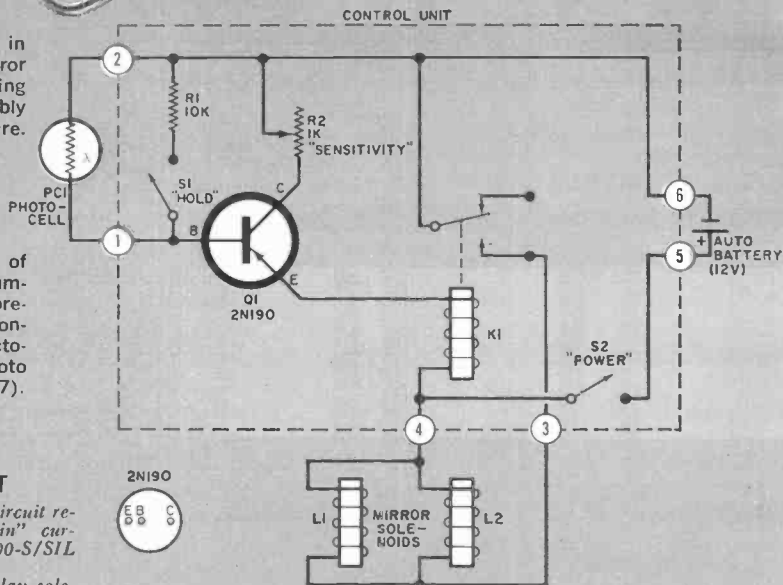


Fig. 2. First step in modification of mirror is to remove retaining rim and frame assembly from outer enclosure.

Schematic diagram of complete system. Numbered circles represent terminals on control unit (see pictorial diagram and photo of unit on page 67).



PARTS LIST

- K1—1000-ohm plate-circuit relay, 4.5-ma. "pull-in" current (Sigma 4F-1000-S/SIL or equivalent)
- L1, L2—6-volt d.c. relay solenoid (Guardian Universal "200" series, Potler and Bramfield Type GPD, or equivalent)
- PC1—"Variable-resistance" photocell (Clairex CL-4 or equivalent)
- Q1—2N190 transistor (G.E.)
- R1—10,000-ohm, 1/2-watt resistor
- R2—1000-ohm potentiometer
- S1, S2—S.p.s.t. toggle switch
- 1—Manually-operated "dimming mirror" (7 1/4" x 2 3/4" Monarch "Flip" or equivalent)
- 1—2 3/4" x 2 1/2" x 2 3/4" aluminum utility box (LMB T-F771 or equivalent)
- Misc.—Terminal strips, washers and fiberboard for insulating relay frame, knob for R2, insulated terminals, interconnecting cables, cement, #16 steel wire for mirror return spring, 1/4"-i.d. tubing for mounting PC1, etc.

*Manufactured by Monarch Tool and Machinery Co., 3435 South Racine Ave., Chicago 8, Ill.

7 1/4" x 2 3/4" Monarch "Flip" mirror—a unit available at many auto parts stores. But the construction of one dimming mirror is very much like that of another, and any similar mirror can be used. Of course, some variations in the procedure outlined below would then be necessary.

Begin by removing the chrome retaining rim from the outer enclosure. This will expose the metal frame on which the glass and mirror are mounted. The frame assembly may then be removed from the outer enclosure by prying the pivot tabs located on the top of the assembly away from the slots in the enclosure. When you are finished, you will have separated the

unit into the three pieces illustrated in Fig. 2.

Now take apart the frame assembly—removing the glass and mirror. These pieces are cemented in place and must be disassembled very carefully. You should then have an array of parts like that shown in the exploded view of Fig. 3.

Cement the glass to the inside of the retaining rim, being careful to center the glass within it. If the glass is not centered, you won't have enough clear-

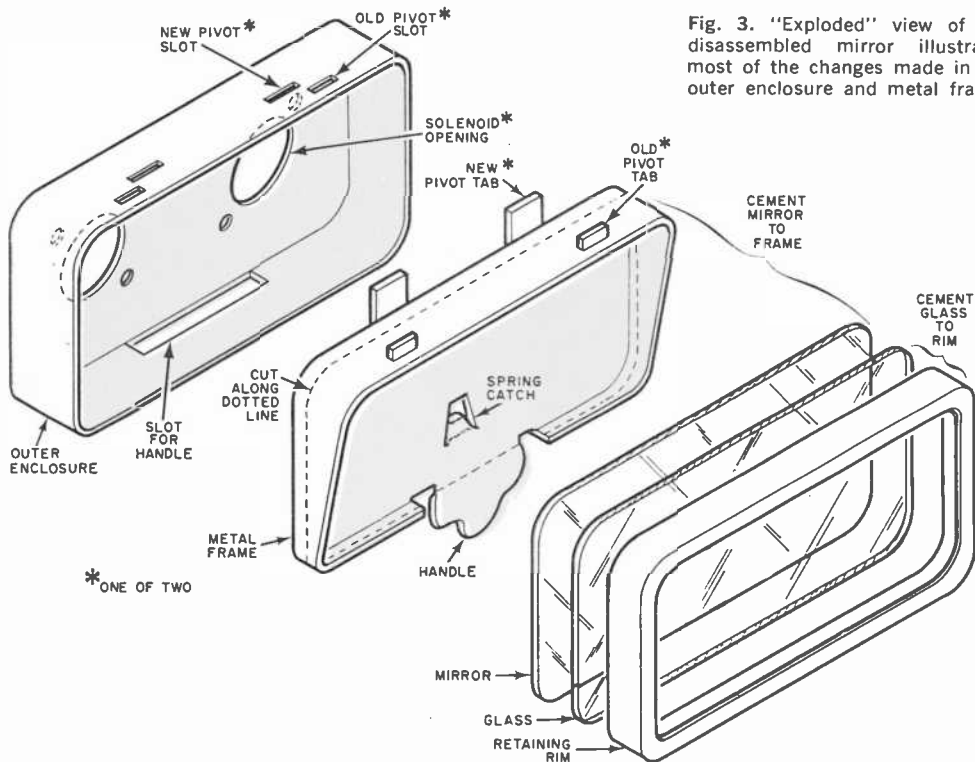


Fig. 3. "Exploded" view of the disassembled mirror illustrates most of the changes made in the outer enclosure and metal frame.

ance to slip the rim over the outer enclosure when the mirror unit is reassembled.

Next, cut the frame as indicated by the dotted line on Fig. 3, leaving a rim just deep enough to accept the mirror (about $\frac{1}{8}$ "). Also cut off the handle along a line $\frac{1}{8}$ " below the bottom of the frame (see Fig. 4). As much of the spring catch as possible is removed, and the rest hammered down into the back of the frame to make a flat surface.

Since the old pivot tabs were removed when the frame was cut, it is necessary to add new ones. Solder two metal strips (each about $\frac{1}{4}$ " x $\frac{3}{4}$ ") to the back of the frame—locating them as shown in Fig. 4; each strip should extend about $\frac{1}{4}$ " above the frame top. Then cement the mirror in place on the front of the frame.

The next step in the modification is to make new pivot slots in the top of the outer enclosure of the mirror assembly. These slots (see Figs. 3 and 5) will accept the pivot tabs previously soldered to the back of the frame. They should have the proper width and placement to mate with the tabs when the frame is

installed, and they should be placed about $\frac{1}{4}$ " behind the front edge of the enclosure.

Now mount the mirror solenoids on the back of the enclosure (see Figs. 5 and 6). These are 6-volt d.c. units removed from old relays. (If you prefer, you can buy them separately—see Parts List.) Six-volt solenoids were used, even though the supply voltage is 12 volts, to get as much "pulling power" as possible. The author found that no overheating was evident—even during periods of extended use.

Mechanical details of the mounting will depend pretty much on the solenoids you use. The author made up a couple of "U" brackets, as shown in Fig. 6, and screwed the solenoids to the brackets via tapped holes already in the solenoid cores. A chassis punch was employed to cut 1"-diameter holes in the back of the mirror enclosure to pass the "business ends" of the solenoids.

The location of the solenoids on the back of the enclosure is not critical, so no dimensions are given. What is important is that they extend into the enclosure just far enough to touch the rear

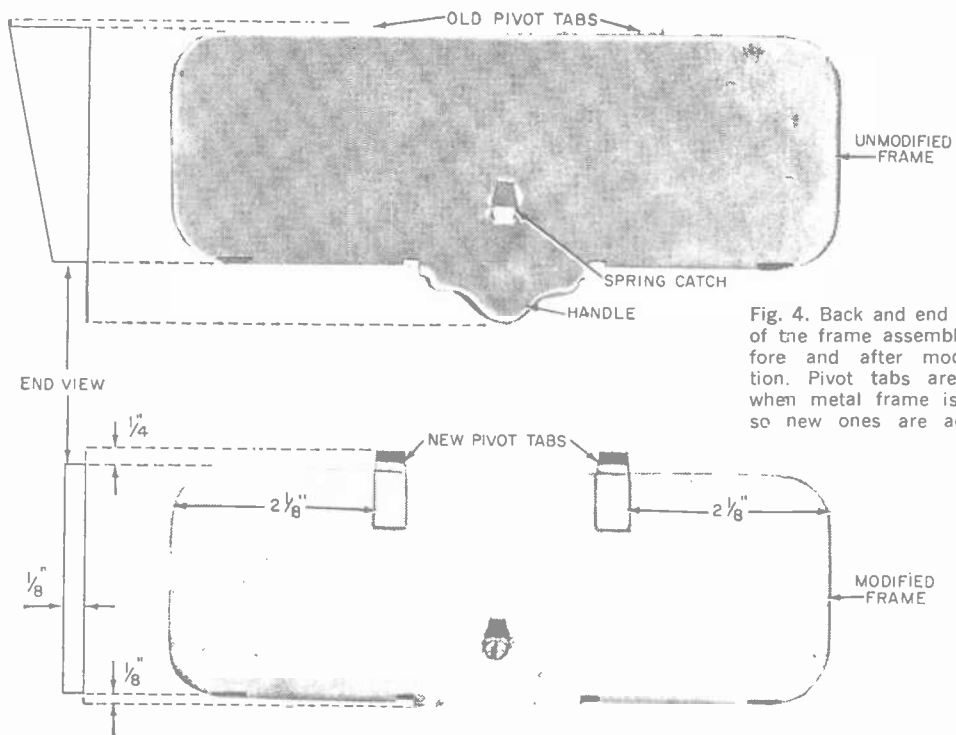


Fig. 4. Back and end views of the frame assembly before and after modification. Pivot tabs are lost when metal frame is cut, so new ones are added.

Fig. 5. Interior of modified outer enclosure. Cut-down handle on frame fits in slot at bottom.

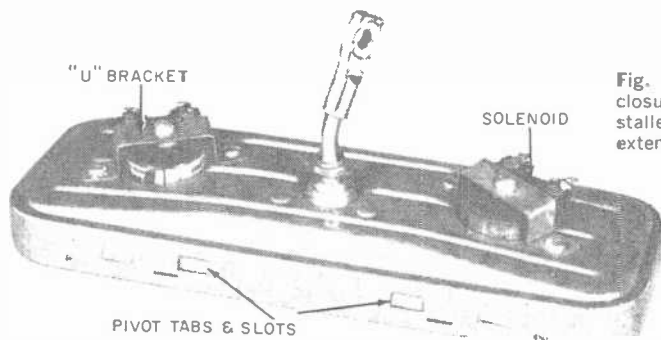
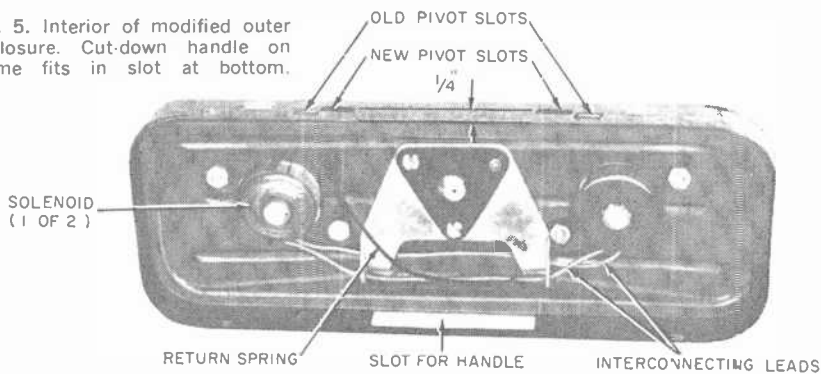


Fig. 6. Exterior of enclosure with frame installed (note pivot tabs extending through slots).

of the frame when the latter is pushed back all the way. After making the large holes to pass the solenoids, temporarily install the frame (see instructions below) so that you can measure the clearance.

With the solenoids mounted, a return spring should be installed. The swivel spring already in the enclosure (see Fig. 2) is not suitable and should be removed. Make a new spring by bending double a 4" length of #16 steel wire and anchor-




Fig. 7. First step in reassembly of mirror is to push pivot tabs on frame through matching slots in enclosure.

ing it to the back of the enclosure as shown in Fig. 5.

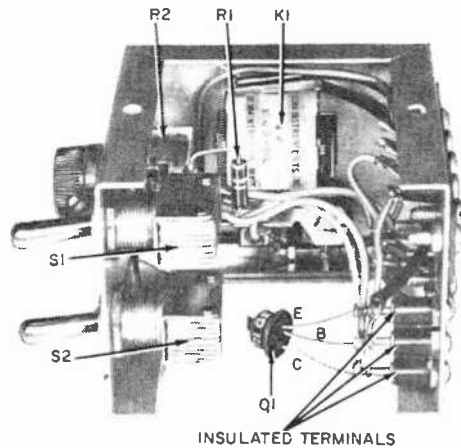
Now all you have to do before reassembling the mirror unit is to wire the two solenoids in parallel. Run the interconnecting leads inside the enclosure as illustrated. The cable connecting the mirror and control units will be installed later and can be wired to the terminals of whichever solenoid is most convenient.

To reassemble the unit, push the pivot tabs on the mirror frame into the slots in the top of the enclosure (Fig. 7), then pry the cut-down handle into the slot in the bottom of the enclosure. Bend the tabs over to hold the frame securely in place. The mirror frame should now pivot smoothly within the enclosure, the cut-down handle serving as a stop; and when the mirror is pushed back and released, it should return quickly to its normal position. Finally, install the outer-rim-and-glass assembly on the enclosure.

Building the Control Unit. The control circuitry is housed in a 2 3/4" x 2 1/8" x 2 3/4" utility box. Two screw-terminal



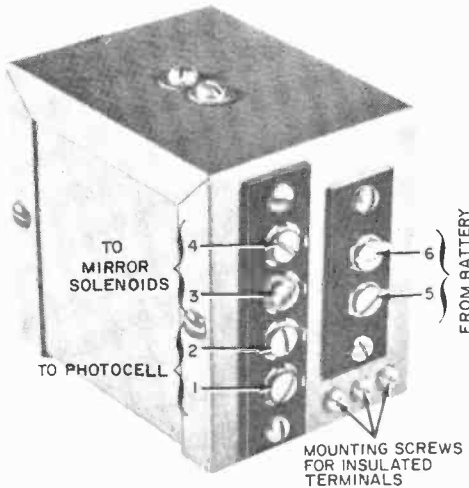
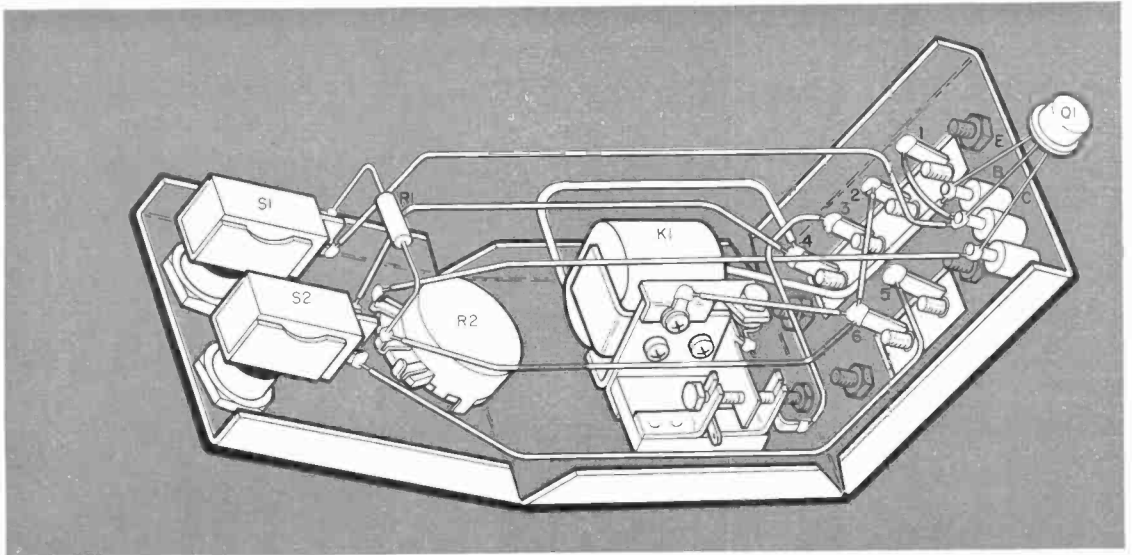
Exterior view of the control unit.



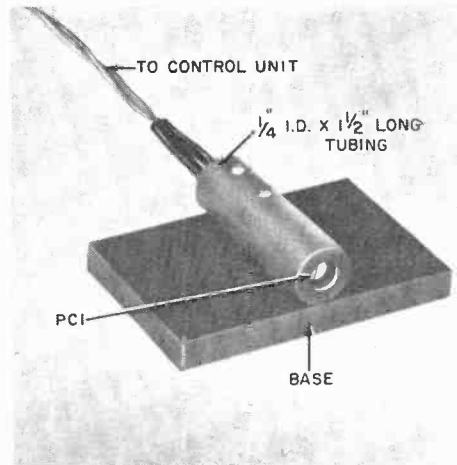
Interior view shows simple construction and uncluttered wiring. Frame of K1 is insulated from box.

strips (one 2-lug, one 4-lug) are used to make connections from the control unit to the mirror solenoids, photocell, and battery. The terminals are keyed with corresponding numbers on the pictorial and schematic diagrams.

Install the parts as illustrated in the photographs and pictorial diagram. Because the entire circuit floats above chassis ground (to allow operation from either a positive- or negative-grounded auto electrical system), the frame of relay K1 must be insulated from the box. Use a piece of fiberboard between relay



Numbers on terminal screws of control unit are keyed to pictorial (above) and schematic (p. 63).



Method of mounting photocell PC1. The cell is set back about a quarter inch from end of the tubing.

frame and box, and place insulating washers under the heads of the mounting screws. The mounting holes should be made large enough to prevent any contact between screws and box.

Transistor *Q1* is mounted, by its leads, on three insulated terminals. These terminals also serve as lugs to connect the transistor into the circuit. All wiring is point-to-point and lead dress is not critical.

Installation and Operation. First install the control unit in some convenient location. You may want to strap it to the

steering column, for example, or bolt it under the dash. If you have a negative-ground electrical system, ground terminal 6 of the control unit to the car body and wire terminal 5 to a convenient battery lead; if your electrical system is positive-grounded, ground terminal 5 and connect 6 to the battery lead.

Install the modified mirror assembly in place of your original rear-view mirror, following the instructions supplied by the manufacturer. Then run a cable from the mirror solenoids to terminals


(Continued on page 105)

Hi-Fi Lab Check



EICO ST-84 Stereo Preamplifier

Manufactured by EICO Electronic Instrument Co., Inc., 33-00 Northern Blvd., Long Island City 1, N.Y.
 Prices: \$59.95 (kit); \$89.95 (factory-wired)



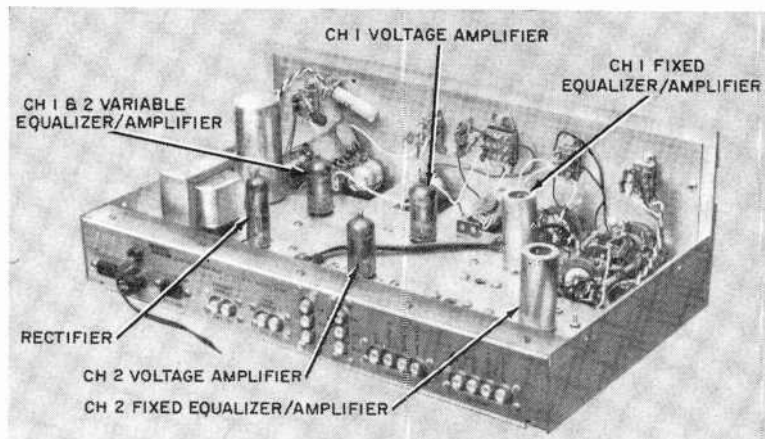
THERE ARE many arguments both for and against separate preamplifiers as opposed to those in integrated amplifiers. The EICO ST-84 preamplifier is a complete hi-fi/stereo control center that may win the day for separate pre-amps. It has practically every control and switching facility.

Low-boy front-panel styling and full depth design provide a large chassis deck area for mounting of parts. Putting the ST-84 together is a 10½-hour pleasure, due mainly to the well-prepared construction manual and accessibility of parts.

CIRCUIT REPORT: The ST-84 employs five ECC83/12AX7 triode sections per channel. The first two triode sections provide low-level signal boost with fixed

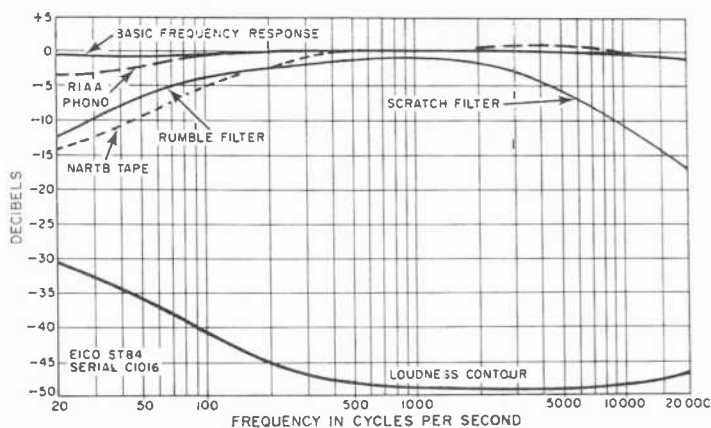
feedback equalization for phono and tape inputs. The following two sections give added high-level signal boost needed to make up for losses due to the balance, level, loudness, rumble, and scratch networks. The last triode section incorporates the bass and treble tone controls in its feedback network. Impedance at the preamp's output terminals is 8000 ohms, permitting cable lengths to the power amplifier to be as long as 10 feet if needed.

The "Mode" and "Selector" switches on the front panel allow each input (tape, phono, tuner, and other auxiliary equipment) to be programmed for either stereo or monophonic output and also

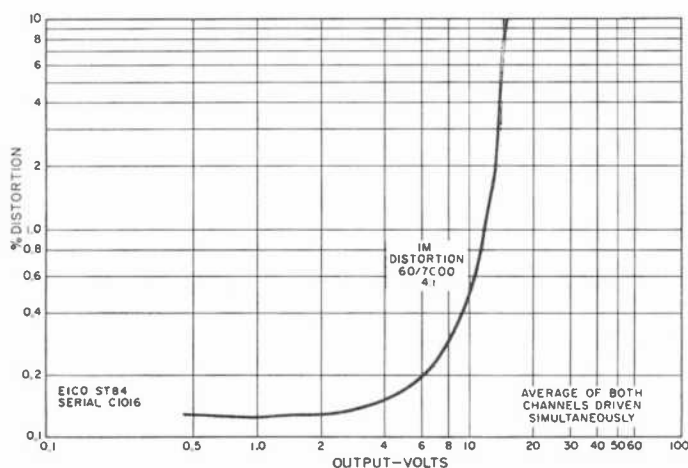


Note the wide-open spaces between parts on the chassis top deck. This extra elbow room makes wiring easier and may be the reason for the ST-84's low crosstalk figure (less than -35 db).

Frequency response for the ST-84 is flat in the 20-20,000 cycle range within ± 0.5 db. Other curves at top show effects of equalization and filter networks. Loudness curve was plotted with audio level control set at mid range (-30 db).



IM distortion level was better than the manufacturer's claim and dropped noticeably when only one channel was driven. Since the average power amplifier provides full output from an input signal of 2 volts or less, the IM introduced by the ST-84 is very low.




provide such features as stereo reverse, channel balancing, and separate or summed channel selection for both outputs. A row of slide switches lets you select $7\frac{1}{2}/15$ or $3\frac{3}{4}$; NARTB tape equalization, monitor tapes, turn loudness on and off, as well as select high and low filters. The power switch is ganged to the Channel 2 treble control.

HIRSCH-HOUCK LAB CHECK: The basic frequency response of the preamp is very flat, within ± 0.5 db from 20 to 20,000 cycles. Tone controls cover ± 15 db at 50 cycles and ± 16 db at 10,000 cycles with no effect on the level of the mid-range frequencies. Hum levels in each channel are about -60 db on the phono inputs and -70 db on the AUX. inputs—both quite low.

The loudness control drops the overall volume 10-20 db. Note that the user must be sure the "Level" control is turned down before switching the loudness control off to avert the ear-shocking 20 db jump in volume which would otherwise follow.

In the EICO specifications for the ST-84, harmonic distortion is claimed to be 0.05% at 2 volts out. The equipment used to make the Hirsch-Houck test had a residual distortion level of 0.10%, and the ST-84 checked out to be 0.13%—proving that the manufacturer's claim was just.

IN CLOSING: The ST-84 is a "pro" type audio control center that anybody with a soldering iron and hand tools can assemble and "get working" at home. ~~30~~



On the Citizens Band

with **MATT P. SPINELLO**, 18W4689, CB Editor

SEVERAL THOUSAND CB'ers across the nation agreed many transmissions ago that channel 9, as a National Calling Channel, could be as beneficial to CB operators as a "toll-way" from Maine to California would be for motorists. Without trying to incite a CB riot, or re-create the debates of a couple of seasons ago over this voluntary move by Citizens Banders, we can't help noticing how the "swing to nine" idea seems to have gradually taken shape.

Organizations that had not previously adopted a calling channel have been proposing channel 9 for the purpose, and groups that originally started with another channel have since switched to 9. For example, the Citizens Radio League of Chicago recently adopted such a proposal, and made the following explanation to its members:

"... There is an organized effort across the nation . . . to establish channel 9 as a monitoring and calling channel, which means, briefly . . . make your call on channel 9 . . . when your party answers . . . 10-41 to any of the other 22 channels . . . This leaves one channel (9) . . . free for any possible emergency.

"This movement is gaining momentum every day as more individual CB'ers are co-operating . . . The advantages of a recognized National Calling Channel are obvious at both the local level and on a national scale.

"We realize that many CB'ers now using channel 9 may consider this . . . an unreasonable request, or argue that they do not possess other channels. But, crystals are not too costly, and in all fairness, if one can afford the price of a rig, a few extra crystals are not out of reach. We ask that you give serious consideration to this proposal, and weigh the advantages of such a plan.

"Your club believes that this service in our area can assist those already operating, and perhaps someday one of us may require this monitoring service for some worthy cause, and be thankful we undertook this operation. . . ."

Any comment from our readers on this subject?

No Riders Allowed. Thanks to Ray Hughes of Monroe, Wis., we had an opportunity to chat with Don Haynes, whom you can almost see (on the next page) *sealed* within his station wagon.



Wiener roast rouses "Rebel Rousers" —no less than 85 CB'ers attended the Rebel Communications Association's first sausage cook-out last October. Shown at the affair (left to right) are Joel Harper, director; "Pat" Patterson, secretary; Larry Rumsey, president; and members Dan Orton, Frank Bingham, and Bill Nance. Secretary "Pat" asked us to announce that the "R.C.A." mailing address has been changed to P.O. Box 6487, Marietta, Georgia.



Photos by Mike Dermer

Got the urge to travel? Well, you might do what Don Haynes did—lock yourself up along with your CB set in a Mercury station wagon and tour the good ol' U.S.A. Don's car (above) has no doors and the windows are barred. He's been in there for the last 48 months and plans to go another 24 moon cycles before he quits. The photo at right tells only part of the story of Don's four-year traffic tour to date.

Besides driving the only station wagon without doors that we've ever come across, we feel quite confident that Don's particular need for CB equipment is distinctly different than that of any other user on the band.

Don was sealed inside of his car on October 25, 1958, at Sheridan, Wyo. He intends to remain in the car for a total of 72 months, 48 of which are already behind him. With a running account of his six-year trip painted on the car hood, Don had already traveled some 282,000 miles when we saw him. He had visited 48 of the 50 states, averaging eight miles per gallon of gas, and had spent a total of \$7,617.13 for repairs on the vehicle.

Don's 8540-pound home-on-wheels includes a full-size bed, a chemical "little boy's room," two TV sets (one mounted on the dash), a radio, hi-fi record player, folding bathtub, air conditioning, gold drapes, a public address system, 110-volt electric system, hot and cold running water, a "penthouse" so that he can stand up, electric heat, an electric blanket, fire extinguishers, wall-to-wall carpeting, portable typewriter, coffee maker, electric razor, motion picture cameras, and a Citizens Band transceiver! The sealed



car is valued at \$13,000.41 with all its equipment.

How does Don use his CB gear? When we asked him this question, he stated that it had been invaluable coast-to-coast because of the direct communication facilities it afforded between his car and the young lady's auto that follows close behind. In the event of a breakdown, change of plans, or message of any importance along the way, he merely instructs the young lady via CB.

Don has made a standing offer to anyone who can take him out of his sealed car without cutting, breaking, bending, or causing glass to be broken: \$5,000.00, a 55' x 10' mobile home, a new speedboat, a new station wagon, and an additional



Presenting the officers of the "Static Pushers" CB club of Rockford, Illinois: (left to right, seated) Mardelle Hendel, vice chairman; Raleigh Ingram, chairman; Winogene Nichols, secretary; (left to right, standing) Dick Burman, treasurer; and Jack Water-son, editor of the "Static Pusher" newspaper. Prefer call signs? They are, in the same order, 18Q0299, 18Q6890, KHA2036, 18Q7591, and 18B1902.

travel trailer. Watch for him—we didn't get him out!

The "Static Pushers." Those of you who have been asking how to get a CB club started, and what to do after you've found enough interested CB'ers, might try this one on for size. Jack Waterson, 18B1902, publicity chairman of the recently organized "Static Pushers" Citizens Band Radio Club of Rockford, Ill., sent us a neat package of information regarding their brief club history as well as their future plans.

The first few meetings of the "Static Pushers" were informal gatherings covering the "idea and planning" stages of organizing a CB club. Later, the club name was drafted, along with a constitution, and officers were elected. The main purposes of the "Static Pushers" are:

- (1) To promote fellowship and good will between users of CB equipment.
- (2) To provide a place for the free interchange of information pertaining to CB radio; specifically, on equipment, rules and regulations of the band, and uses of CB radio.
- (3) To adopt and promote standards that will make the band more useful and orderly.
- (4) To offer voluntary communications service to the general public and various organizations.

Until they're able to find a permanent base, the "Static Pushers" are holding their meetings at different places every other Saturday. And they have also been busy with picnics, tours, and attendance at several jamborees.

The club's most important project at present is the installation of a monitoring base station to be handled by John Schleicher, a paraplegic, in Rockford. John will monitor channel 9 in the area, relaying messages and giving assistance to CB'ers traveling through. All equipment for the monitoring station is being furnished by the club.

The "Static Pushers" have already published four interesting issues of their newspaper. It's mimeographed on a colored paper that accepts ink on both sides without print-through—a good economy feature.

Remember—you can start small! But be sure you're organized. Have a purpose and a goal—then think about enlarging the organization. It worked for the "Static Pushers." Try it!


"Globe Master." Announcement of the "all-new" "Globe Master" de luxe CB transceiver was made recently by the Globe Division of GC Electronics Co. (400 S. Wyman St., Rockford, Ill.) The "Globe Master" has provisions for 11 crystal-controlled channels for transmitting, using fundamental type crystals. The receiving end features a dual-conver-



sion superheterodyne with a choice of 11 crystal-controlled channels or tunability over all channels.

Added general features include a hinged cabinet (to facilitate servicing and adjustments), accessory socket on rear panel, series gate noise limiter, external speaker jack, and transmit light to indicate transmitter keying. The entire receiver is voltage-regulated for

(Continued on page 95)



TEST EQUIPMENT CONTROL CENTER

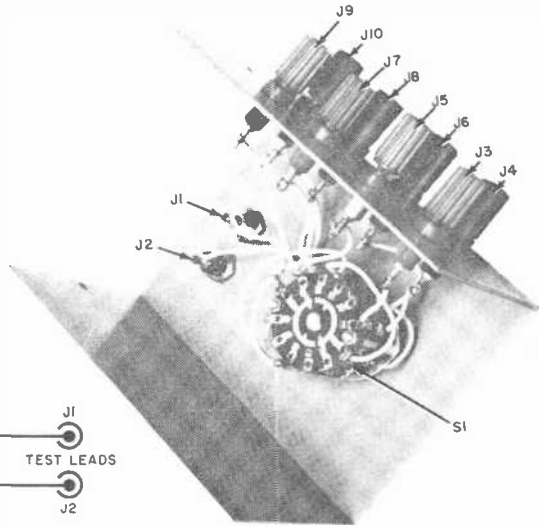
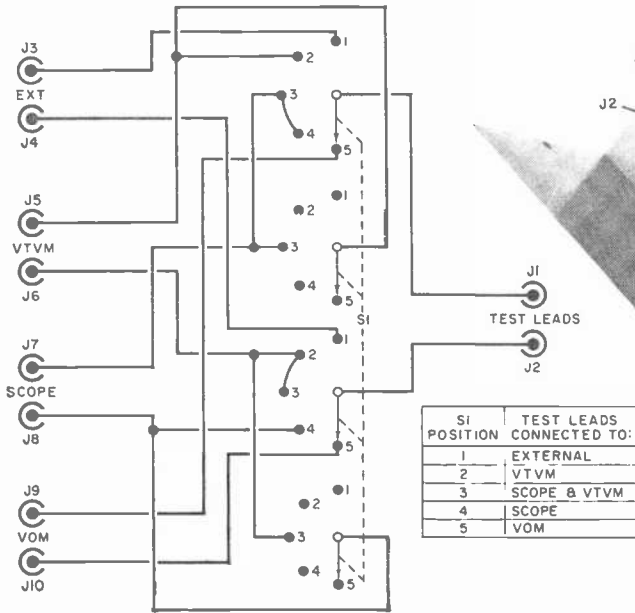
By ROBERT J. SPENCER

TANGLED test instrument leads is the price usually paid by the home experimenter or serviceman for having a fully equipped workbench. Selecting the particular leads he wants to use may be difficult or impossible, depending on how severely the leads are tangled. To solve this problem, the author constructed a simple switching box, tabbed the "Test Equipment Control Center," and eliminated all but two test leads—which are used for all types of measurements.

The photo above shows how the unit works. Four pieces of test gear (signal generator, VTVM, oscilloscope, and VOM) connect to binding terminals on the top of the unit. With the test equipment seated on a shelf, and the "control center" located at the rear of the workbench, all the interconnecting leads can be positioned out of harm's way, keeping the working area clean.

The two test leads connect to the front panel binding posts, and they

To learn how the "control center" works, trace the circuit for each test instrument input and switch setting. Additional switch positions can be added to box if more than five functions are needed.



Binding posts J3-J10 are mounted on top of aluminum chassis box. Keep leads relatively short; shielded wire is not required except for extremely low level signals. Screw-type terminal blocks can be used instead of binding posts if you prefer. To make your unit look like the author's, follow detail drawings below; unmarked holes are $\frac{5}{16}$ " in diameter.

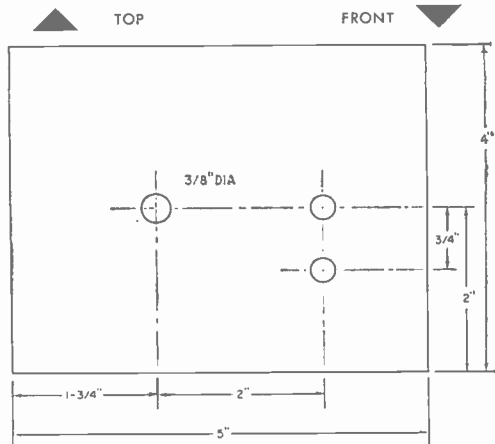
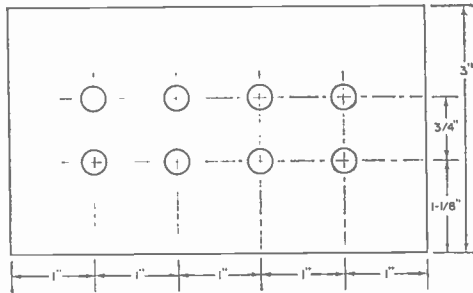
PARTS LIST


- J1, J3, J5, J7, J9—Binding post, red (E. F. Johnson Type 111-102 or equivalent)
- J2, J4, J6, J8, J10—Binding post, black (E. F. Johnson Type 111-103 or equivalent)
- S1—4-pole, 5-position rotary switch (Centralab Type 1013 or equivalent)
- 1—3" x 4" x 5" aluminum chassis box, gray finish (Bud CU-2105A or equivalent)
- 1—Knob, optional (National HRS-4, gray)

are all the leads you really need. If you want to make a voltage check in a circuit, just set the rotary switch (S1) on the "control center" to VTVM; the probes on the bench are now connected to the VTVM. The same is true for the other positions of the switch.

One switch position, marked VTVM & SCOPE, connects the inputs to these two test instruments in parallel, so that you can look at a waveform and measure its peak-to-peak voltage. The switch's EXT (external) position is used to connect other types of test gear.

Since the unit is light in weight, it's best to screw it to the workbench. And a little black paint and press-type lettering will make your "control center" as beautiful as it is useful.





Across the Ham Bands

By **HERB S. BRIER**, W9EGQ
Amateur Radio Editor

ARRL NOVICE ROUNDUP COMPETITION

WOULD YOU LIKE to stack your signal and operating skills against those of other Novices in a friendly contest to see who can work the most stations in the same number of hours? Or would you like a golden opportunity to add a number of new states to your states-worked total and become a sharper operator at the same time? Then the 12th Annual ARRL Novice Roundup Competition is for you.

Starting February 2, 1963, at 6:00 p.m., local time, and ending on February 17 at 9:00 p.m., local time, the object of the Roundup is to work as many stations

as possible in the different ARRL sections in a maximum of 40 hours. The ARRL will award an attractive 8" x 10" certificate to the highest scoring Novice in each section.

To make contacts, you call "CQ NR" or answer such calls. For example, if your section is Wyoming, you would send "NR 1 Wyoming" to the first station you work, "NR 2 Wyoming" to the second one, and so on. You earn one point every time another station acknowledges receiving your contest (NR) number and ARRL section and you acknowledge his contest number and ARRL section.

Novice Station of the Month

Jon Gicker, of Mill Valley, Calif., sent in this month's prize-winning photograph. Although Jon is now WV6TNC, he was both a DX'er and a "rag chewer" during his Novice career—if contacts with places like Australia, Japan, Samoa, and 30 states, plus a Rag Chewers' Club certificate mean anything. The major equipment in his station is a Johnson Viking Ranger transmitter, feeding 40- and 15-meter dipole antennas, and two Hallcrafters receivers—an SX-111 and an S-85.

Jon will receive a one-year subscription to P.E. for his photo. If you would like to try for a similar award, send us a picture of your station—preferably showing you at the controls, and include with your entry some information about yourself, your equipment, and your activities. You may be one of the lucky winners. Non-prize-winning photos will also be published as space permits. Entries should be sent to Herb S. Brier, Amateur Radio Editor, POPULAR ELECTRONICS, P. O. Box 678, Gary, Indiana.



Annual Edison Award Terminated

After 10 years of sponsoring the annual Edison Radio Amateur Award, presented for outstanding public service, the General Electric Company has terminated the award. In explaining the action, L. Berkley Davis, Chairman of the Edison Award Council, stated that due to the swift growth of amateur radio and the complexity of the public services which amateurs perform, it is no longer possible to select a single "Ham of the Year." Also, the company feels that "the amateur service is now definitely established in public affairs and in the public mind as a vital national activity."

There is no credit given for partial exchanges.

Your final score will be the number of stations worked, plus the highest speed shown on your ARRL Code Proficiency Certificate (if you have one) multiplied by the number of ARRL sections worked. For example, if you work 10 different stations in six ARRL sections and have a 10-wpm Code Proficiency Certificate, your final score will be: $(10 + 10) \times 6 = 120$ points.

Novices participating in the competition may operate in any or all the Novice bands; and c.w.-to-c.w., c.w.-to-phone, and phone-to-phone contacts all count. So do contacts with Canada, Puerto Rico, and the Canal Zone. But cross-band contacts (such as a Novice on 3.7 mc. working a buddy on 14 mc.) do NOT count. However, you'll want to check the frequencies immediately adjacent to the different Novice bands for calls from high-power General's, who will be there to help you run up a score.

Why not drop a post card to the American Radio Relay League, Inc., 38 La Salle Rd., West Hartford, Conn., and ask for some Novice Roundup log sheets and a free ARRL section map. Then show the world what you can do. Immediately after February 17—within two weeks at the most—mail your score to the ARRL. Even if you don't win the certificate for your section (and who says you won't?), the QSL cards from the new states you work will look good on your shack wall.

SIX-BAND NUVISTOR BOOSTER

If you own an old or inexpensive ham receiver, you already know that their two common disadvantages are low gain and poor signal-to-noise ratio on the

higher frequency bands. Adding this home-brew tuned r.f. booster with band-switching won't make a \$500 receiver out of an "old dog," but it *will* put new "zip" into any receiver suffering from these drawbacks.

The new RCA 7587 nuvistor tetrode insures high gain and high signal-to-noise ratio over the booster's entire tuning range, making it useful all the way from 80 to 6 meters. For that matter, a selector switch setting can be "designed in" to extend coverage to the broadcast band, if desired.

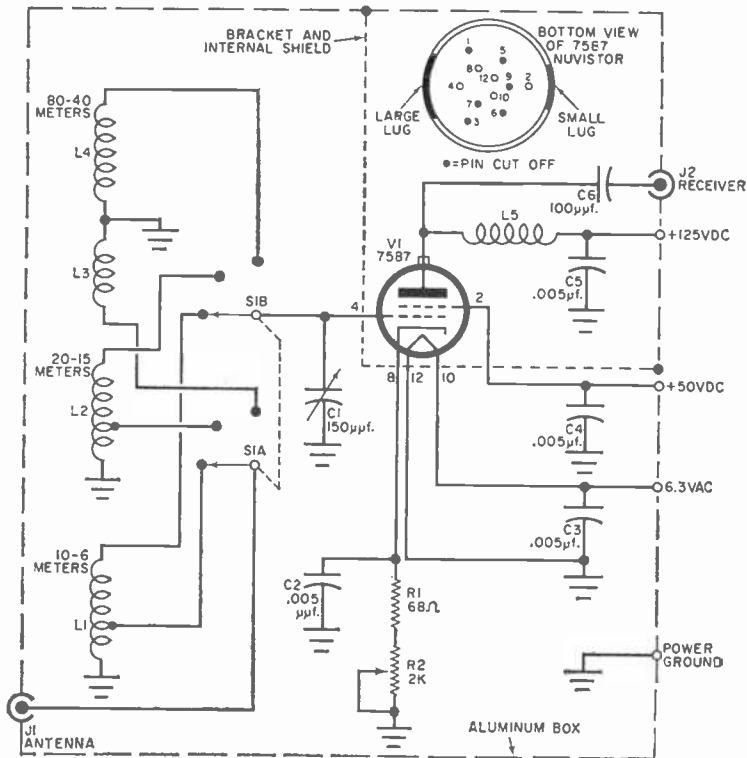
Construction. In the model shown at right, all components except coil $L3$ are mounted on the "frame" of a 4" x 4" x 2" aluminum utility box. (Although $L3$ is mounted alongside this unit, it would be a better idea to support it on a bracket screwed to the bottom of the box.) The construction technique used makes it easy to reach all parts from either side of the box, in spite of the booster's compactness.

Exact parts placement isn't critical as long as leads are kept short, but it's a good idea to keep the bottom rear quarter of the box free of parts to accommodate a simple power supply. An appropriate power supply will be described next month for those who prefer not to obtain the booster's power from the receiver.

The bracket used to support the nuvistor socket also serves as an internal shield to isolate the booster's output circuit from the remainder of the unit. It is made from a 3½" x 1¾" aluminum sheet, bent in half along its shorter dimension to form a right angle. Two ¼" mounting lips are bent at each end, as shown in the photo.

Coils $L1$ and $L2$ are "air-wound" for highest efficiency; coils $L3$ and $L4$ are slug-tuned for compactness. The input signal is fed into coils $L1$ and $L2$ via a tap on each one, but additional input winding (coil $L4$) is placed on coil $L3$; a few drops of cement will hold this winding in place. (Refer to the Parts List for additional coil data.)

Operation. Connect the booster's heater and plate supply terminals to a suitable power supply. Connect its output jack ($J2$) to the receiver's antenna/ground terminals through a length of RG-58A/U
(Continued on page 100)

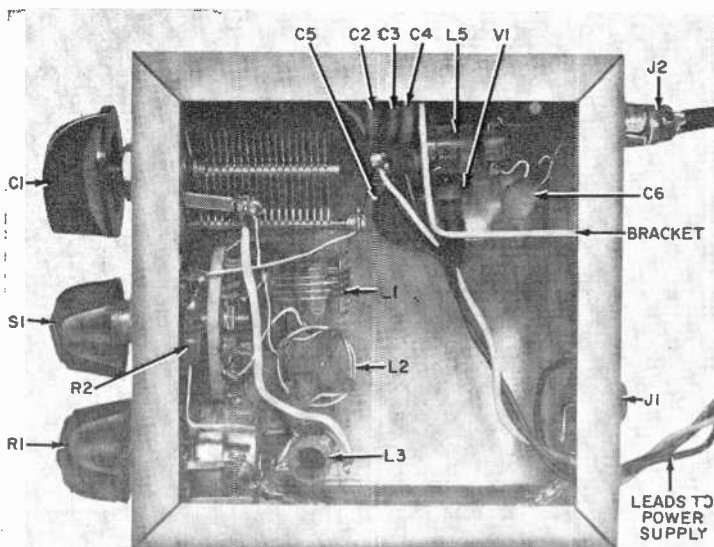


PARTS LIST


- C1—150- μ f. midjet variable capacitor (Hammarlund IFA-140A or equivalent)
- C2, C3, C4, C5—0.005- μ f., 600-volt ceramic disc capacitor
- C6—100- μ f., 600-volt ceramic disc capacitor
- J1, J2—RCA phono jack
- L1—4 turns of B&W 3003 "Miniductor" coil stock or equivalent ($\frac{1}{2}$ "-diameter, 16 turns per inch) tapped $1\frac{1}{4}$ turns from ground end
- L2—10 turns of B&W 3003 "Miniductor" coil stock or equivalent ($\frac{1}{2}$ "-diameter, 16 turns per inch) tapped $2\frac{1}{4}$ turns from ground end
- L3—10-25 μ h. adjustable r.f. choke (Miller 4205, Stancor RTC-9105, or equivalent)
- L4—10 turns of #30 enameled wire close-wound $\frac{1}{8}$ " below L3 on same coil form
- L5—50- μ h. r.f. choke (National R-33, Millen 34300-50, or equivalent)
- *L6—120-330 μ h. adjustable r.f. choke (Miller 4203, Stancor RTC-9107, or equivalent)
- *L7—15 turns of #30 enameled wire close-wound $\frac{1}{8}$ " below L5 on same coil form
- R1—68-ohm, $\frac{1}{2}$ -watt resistor
- R2—2000-ohm potentiometer
- S1—Double-pole, 3-position rotary switch (make from Centralab 2003 or equivalent)
- V1—7587 nuvistor (RCA)
- 1—4" x 4" x 2" aluminum utility box (Bud AU-1083 or equivalent)
- 1—Nuvistor socket (Cinch-Jones 133-65-10-001)
- Misc.—Knobs, wire, RG-58/AU coax cable, plate cap terminal, etc.

Nothing more than a tuned-grid r.f. amplifier, the multi-band booster uses a low-noise nuvistor to pep up those DX signals.

Bracket used to mount V1 socket also serves to isolate plate circuit coupling components from remainder of booster circuit.



*Optional broadcast-band coils



Transistor Topics

By **LOU GARNER**, Semiconductor Editor

A NEW MICROPHONE that acts as its own amplifier is the invention of two Bell Telephone Laboratories scientists, Mathew E. Sikorski and Peter Andreach Jr., assisted by Howard Christensen and Anthony Grieco. The unit contains no coils, permanent magnets, carbon granules, delicate ribbons, or fragile piezoelectric crystals. Instead, its main parts are a diaphragm, a sapphire stylus, and a junction transistor.


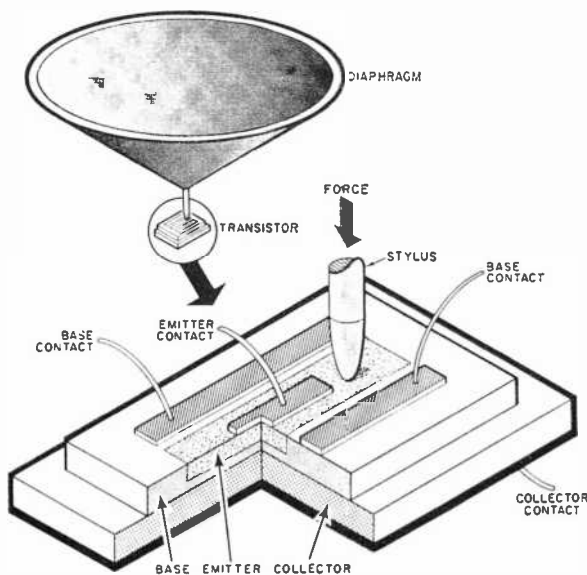
Until now, the most sensitive microphone has been the carbon telephone transmitter. In comparison, the new transistor mike is at least four times more sensitive, yet requires from 20 to 100 times less current, and has an efficiency up to 100 times greater than a typical carbon mike. Its signal-to-noise ratio of 54 db is also far superior to that of carbon types.

An experimental model of the tran-

sistor microphone is shown in use in the photo below, and its basic components and construction at the left. A junction transistor (this is an *npn* type, but a *pnp* unit could be used) is the heart of the instrument. The remaining components are a small diaphragm and a pointed stylus, the latter being quite similar to the styli used in ordinary phonographs. The device is assembled in such a way that the stylus bears against the transistor's emitter electrode.

In operation, sound waves in the air start the mike's diaphragm vibrating, causing the stylus to move up and down. The point of the stylus presses against the emitter region, developing stresses which are transmitted through the emitter to the transistor's two junctions, bringing about a change in the resistance across the junctions.

This change in junction resistance is



The piezoelectric properties of a transistor are the "secret" behind a new type of microphone (above) developed by Bell Telephone Laboratories. Drawing at left shows the three principle components—a diaphragm, a stylus, and a transistor.

analogous to what happens when a signal is applied to the base/emitter circuit of a transistor amplifier, and a similar result is obtained. With suitable bias currents applied, an amplified signal is developed in the collector/emitter circuit which corresponds to the changes in stylus pressure and thus to the sound waves striking the diaphragm.

The idea that a transistor could be used as a pressure transducer isn't new. As far back as 1957, Warren P. Mason of Bell Telephone Laboratories (BTL) suggested that the piezoresistive properties of some semiconductors could be used for converting "mechanical pressures" into electrical signals. Somewhat later, an experimental semiconductor microphone was made by F. P. Burns, also of BTL.

Research on transistor microphones has been carried forward independently and concurrently by both BTL and the Raytheon Company. In August of 1962, at the Western Electronic Show and Convention, W. Rindner and R. Nelson of Raytheon described a semiconductor strain transducer based on the sensitivity of shallow *pn* junctions to suitably applied stress. Shortly thereafter, the BTL transistor microphone was discussed by its co-inventors at a meeting of the American Physical Society.

After that, one development followed another quite rapidly. In September of last year, Dr. Rindner and R. Nelson of Raytheon disclosed that they were working on a very small transistor microphone of high sensitivity; they described their unit in the October issue of the *Proceedings of the IRE*. In the meantime, the BTL device was discussed in the October issue of the *Review of Scientific Instruments*, another highly technical journal, and both the Raytheon and BTL instruments were covered in detail in late October at the IRE 1962 Electron Devices Meeting in Washington, D.C.


Although the transistor microphone is still in the developmental stage as this is written, future possibilities are almost unlimited. Theoretically, the device can be made as small as a tiny button, and can be used in such potential applications as telephone transmitters, minute hearing aids, phonograph pickups, hydrophones to detect submarines, or in any other common ways in which standard

Transistor "Twin" for Tube Manual

"Blood brother" of the famed RCA Receiving Tube Manual, the new RCA Transistor Manual is also intended for students, technicians, and hobbyists. The bulk of the manual is devoted to technical data, of course—in this instance,

just about every spec you can think of for 373 different RCA semiconductor devices (including transistors, silicon rectifiers, and tunnel diodes). And that's not all—for, just like the Receiving Tube Manual, the Transistor Manual contains a Circuits Section which presents more than 30 representative transistor circuits, complete with parts lists. Included are

a stereo amplifier, an AM/FM receiver, a Citizens Band transceiver, and both broadcast-band and short-wave receivers. The new manual (Technical Series SC-10) sells for \$1.50 and is available from your local supply house or direct from Commercial Engineering, Semiconductor Materials Division, Radio Corporation of America, Somerville, N.J.



microphones are employed. One intriguing possibility is its use in "cloak-and-dagger" espionage equipment.

Readers' Circuits. Many readers have suggested that we feature a receiver circuit employing a crystal earphone rather than the dynamic types more commonly used in transistorized circuits. One reader, George Rollins (Box 204, Winter St., Guilford, Me.), even sent us his pet circuit—the two-transistor AM broadcast-band receiver shown in Fig. 1.

George has used two *pnp* transistors ($Q1, Q2$) as capacity-coupled, common-emitter amplifiers; in addition, he has provided a resistive load ($R2$) for the output stage ($Q2$), permitting the use of an inexpensive crystal earphone. Another interesting feature is the antenna connection to the tap on the r.f. coil; according to George, this improves overall selectivity.

In operation, r.f. signals picked up by the antenna/ground system are selected by tuned circuit $L1/C1$ and coupled through diode detector $D1$ and d.c. blocking capacitor $C2$ to the two-stage audio

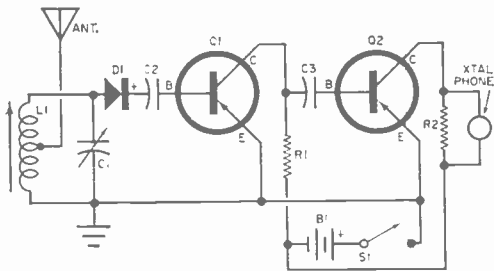


Fig. 1. Novel receiver circuit submitted by reader George Rollins drives a crystal earphone and operates without base bias resistors.

amplifier (transistors $Q1$ and $Q2$). Resistor $R1$ serves as $Q1$'s collector load, with the amplified signal developed across this resistor coupled through $C3$ to the second stage. As noted previously, resistor $R2$, shunted by the crystal earphone, serves as $Q2$'s collector load. Operating power is supplied by a 3-volt battery, $B1$, controlled by an s.p.s.t. switch, $S1$.

Standard components are used throughout. Coil $L1$ is a Superex VLT-240 transistor Vari-Loopstick, and $C1$ is a conventional 365- μ f. tuning capacitor. A 1N34 or 1N34A diode can be used for $D1$, while $Q1$ and $Q2$ are both 2N107's. Capacitors $C2$ and $C3$ can be either small ceramic or tubular paper capacitors rated at 0.05- μ f.; working voltage isn't critical. Both resistors ($R1$ and $R2$) are $\frac{1}{2}$ -watt units, with $R1$ rated at 22,000 ohms, $R2$ at 10,000 ohms.

Battery $B1$ (3 volts) can be assembled by connecting two penlight or flashlight cells in series. You can use a toggle, slide, or rotary type for control switch $S1$. And while George employed a Lafayette MS-111 crystal earphone, similar units should work as well.

The average builder should have no difficulty duplicating George's circuit. The unit can be assembled on a small chassis, on fiberboard, on an etched circuit board, or in a small plastic or wooden case; breadboard construction can also be used, if preferred. Wiring and layout aren't critical, although a moderately long (6 to 20 feet or so) external antenna will give best results.

You may have noted that $Q1$ and $Q2$ are operated without base bias resistors. George has relied on "self bias" for proper operation. With some transistors,

however, the addition of suitable bias resistors may be desirable for optimum performance. Half-watt units can be used, connected between each transistor's base electrode and $B1$'s negative terminal. The correct value can be determined by trial and error—generally, values from 100,000 to 470,000 ohms will be suitable.

The wireless microphone circuit illustrated in Fig. 2 was submitted by reader Carl Wellington (44 Market St., Auburn, N.Y.). Carl has used an npn transistor ($Q1$) as a modified split-load Hartley oscillator, applying modulation through the base bias network, $R1/R2$; bypass capacitor $C1$ prevents attenuation of the audio signal by resistor $R1$. A tuned output load, $L2/C2$, is used, while tapped coil $L1$ provides the feedback necessary to start and sustain oscillation. Operating power is supplied by a single 9-volt battery controlled by a push-button s.p.s.t. switch ($S1$).

Suitable for room-to-room broadcasts, Carl's wireless microphone circuit contains readily available components. Resistors $R1$ (47,000 ohms) and $R2$ (1000 ohms) are both $\frac{1}{2}$ -watt units. Inductors $L1$ and $L2$ are Merit BC-400 tapped oscillator coils, while $C2$ is a standard 340- μ f. padder capacitor. A small 10- μ f., 10-w.v.d.c. electrolytic capacitor is used for $C1$, and $Q1$ is a 2N168 transistor. Almost any standard carbon microphone cartridge can be employed; and $B1$ can be either a standard 9-volt transistor (Continued on page 98)

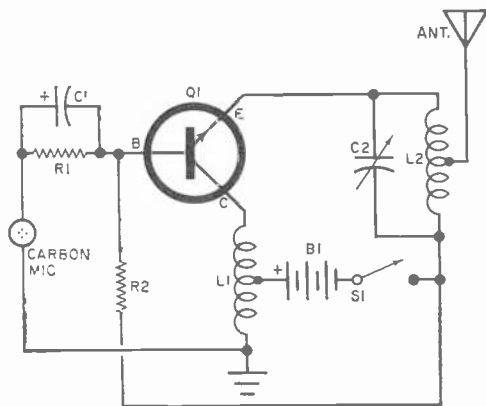



Fig. 2. Signals from this wireless microphone can be heard over nearby broadcast-band receivers. The circuit is the work of reader Carl Wellington.



Monthly Short-Wave Report

By **HANK BENNETT**, W2PNA/WPE2FT
Short-Wave Editor

RADIO SWEDEN

THIS is *Radio Sweden* introduces the International Service of the Swedish Broadcasting Corporation. The growth of this service has been truly rapid. It began in 1947 with newscasts in English and German which were transmitted from two 12-kw. units at the Horby station. Only five years later, in 1952, the two modern 100-kw. transmitters now in use were completed, enabling *Radio Sweden* to reach listeners the world over.

As soon as the new transmitters were installed, *R. Sweden* began short-wave broadcasts in English (both American and British style, according to the station), German, French, Spanish, Portuguese, and Swedish. Since then, however, the French has been discontinued. And a far greater emphasis has been placed on the transcription service which produces programs on recordings and distributes them to stations in other countries for transmission. This did not

stop the short-wave service, however—it continues to transmit over 6200 hours yearly.

The change of emphasis grew out of the fact that reception conditions are—at times—irregular and often quite unsatisfactory. The transcription service, therefore, had greater possibilities for reaching more listeners. But the contents of the programs were not radically changed even though the method of reaching listeners was altered. Foremost in programming are various features about Sweden and Swedish conditions, and interesting reports on the stories behind events in that country.

About 300 programs are produced annually by the transcription service, of which over 200 are destined for the



Some of the people behind Radio Sweden's English-language programs are Tony Baird (above), Al Simon, Trevor Williams, and Marjorie Lunden.

United States. Several of these programs are copied after their arrival in the U.S. and transmitted by a large number of stations. In a typical one, short interviews and reports on current events are interspersed with musical interludes. Others range from discussions on holidays in Sweden to "magazine-type" programs. In addition, the International Service also contributes frequent programs on current events to the Canadian Broadcasting Corp. in Montreal; plus a number of French-language programs which are produced in Sweden.

The short-wave broadcasts from *R. Sweden* to the United States, in both Swedish and English, are beamed separately to the East and West Coasts. The East Coast of the U.S., incidentally, is about the only part of the world with the opportunity to listen to programs from Sweden during the morning hours. Reception conditions in many other parts of the U.S. are quite poor, depending on their distances from Sweden, and there is often heavy interference from stations on or near the same wavelengths as those used by *R. Sweden*. As a result of the

international survey of wavelengths, however, it is hoped that something may be done for listeners in America who want to hear these programs.

Radio Sweden's present s.w. schedule, in effect until March 2, 1963, is as follows: to Western N.A. in Swedish at 2130-2215 and in English at 2215-2245 on 9605 kc.; to Eastern N.A. in English at 0900-0930 on 17,840 kc., in Swedish at 2000-2045 and in English at 2045-2115 on 6065 kc. Other English transmissions: to Africa at 1245-1315 and 1445-1515 on 11,705 kc.; to Europe at 1700-1730 on 6065 kc.; to the Middle East at 1115-1145 on 11,705 and 6065 kc.; to South Asia at 0945-1015 on 15,240 and 9660 kc.; and to the Far East at 0730-0800 on 11,805 and 9620 kc.

The *National Program* is also transmitted on the short waves over one of Horby's 100-kw. outlets. Non-directional, it can be favorably heard in Europe, parts of the Middle East and Africa, and in Atlantic Ocean areas at 0000-0400 and 1200-1630 on 6065 kc., and at 0400-0715 on 9620 kc.

(Continued on page 110)

ENGLISH-LANGUAGE NEWSCASTS TO NORTH AMERICA

All of the stations below specifically beam English-language newscasts to the U.S.A. The times may vary a few minutes from day to day.

COUNTRY	STATION	FREQUENCY (kc.)	TIMES (EST)
Australia	Melbourne	17,840, 15,315 9580	2030, 2130, 2230 0745
Bulgaria	Sofia	9700	1900, 2000, 2300
Czechoslovakia	Prague	15,285, 11,990, 9795, 9550, 7345	2000, 2330 ¹
Denmark	Copenhagen	9520	2100, 2230
East Congo	Leopoldville	11,755	1630, 2100, 2230
Hungary	Budapest	11,890, 9833, 9770 9833, 9770, 7220	1900 2230
Italy	Rome	11,905, 9575	1930, 2205
Netherlands	Hilversum	9715, 6085 6035, 5985	1625 (ex. Sun.) 2030 (ex. Sun.)
Portugal	Lisbon	6185, 6025	2105, 2305
Spain	Madrid	9360, 6130	2215, 2315, 0015
Sweden	Stockholm	17,840 9605 6065	0900 2215 2045
Switzerland	Berne	11,865, 9535, 6165	2030, 2315
USSR	Moscow	9650, 9570, 7330, 7320, 7290, 7280, 7250, 7240, 7200, 7180, 7170, 7150, 7130, 6100, 6070, 5960 ²	1700, 1900, 2000, 2100, 2300, 0000, 0040
West Congo	Brazzaville	11,725	2015
West Germany	Cologne	9735, 5980 9605, 6145 9735, 6110	1530 1920 0000

1. At 2330, 11,745 kc. replaces 15,285 kc.

2. Not all channels are in use at any one time.

MONOCALL... the hit of the New York Show




Others claimed to have selective calling systems, but Monocall by Metrotek is the only UNIVERSAL selective calling system acclaimed by the industry as the standard of excellence.

The Monocall Encoder/Decoder is the most advanced selective calling device designed and is now available for just \$79.95; encoder only \$39.95.

Monocall plus any Metrotek CB transceiver can provide you the ultimate in personal, point-to-point communications. Monocall may also be adapted to other transceivers. Silence the noisy chatter when you're not interested and let Monocall by Metrotek listen for you.


For complete information on the inexpensive selective calling system that is operational now . . . not on the drawing board or getting bugs ironed out . . . just clip the attached coupon and we'll send you complete technical data.

METROSTAR



Monocall plus Metrostar, a compact, power-packed 8 channel crystal controlled transmit-receive and a 23 channel tunable receiver, can provide you the ultimate in personal, point-to-point communications. Metrostar transceivers for base or mobile installation are just \$169.95.

STARFIRE



Starfire by Metrotek is an outstanding unit because of its quality construction, dependable performance and low cost. The Starfire delivers a crisp, distinctive sound. Dollar for dollar, you won't find a better CB transceiver.

METROTEK ELECTRONICS, INC.

205 W. Cabarrus St.,
Raleigh, N. C.

Please send us complete details including name of nearest supplier for:

- Monocall Metrostar
 Starfire

I am a citizens band dealer, please send information on dealer franchise program.



Name _____
Address _____
City _____
State _____

Hi-Fi Showcase

*A quick look at new products in the stereo/hi-fi field**

NEW from **EICO** is a three-way speaker system that's extra-small in size, extra-big in performance. Dubbed the HFS-6, it measures only 13½" x 23¼" x 5¾", yet handles up to 25 watts of audio power. There are built-in crossovers at 600 and 4000 cycles, and the tweeter is equipped with an adjustable brilliance control. Thanks to its small size, the HFS-6 can be mounted on a wall, placed on a narrow shelf, or even rested on a table top. And, because of its hand-rubbed, oiled walnut enclosure, the HFS-6 looks and feels at home in just about any decor. Prices: \$52.50 in kit form; \$62.50 factory-wired and assembled. . . . From Allied Radio comes a 32-watt transistorized stereo amplifier in kit form




Knight KG-320 stereo amplifier

which, through the elimination of output transformers, tips the scales to a feather-weight low of seven pounds. The **Knight-Kit** KG-320 accepts up to five pairs of stereo inputs (including tape heads), and it features rugged printed-circuit construction. There are separate ganged bass and treble controls, two switched a.c. outlets, and a frequency response within 1 db from 25 to 18,000 cycles at full rated power. And, as a special feature, a thermal feedback circuit protects the output transistors from overload, acts as a fuse for your speakers, and helps maintain circuit stability at all times. Price: \$59.95, less case; a cordovan gray metal case is available for an additional \$4.95, a walnut wood case for an additional \$9.95. . . . Another new Knight-Kit, the KG-50 AM/FM/FM-stereo tuner, is a perfect mate (it's actually an

identical twin in styling) for Allied's KG-250 stereo amplifier kit. A pre-wired FM "front-end," pretuned i.f. coils, and point-to-point wiring make assembly a cinch; features include an FM tuning eye, an edge-lit dial, and a rear-panel channel separation control, plus a G.E. compactron which does the work of four tubes. A panel light flashes on whenever a stereo broadcast is being received, and the AM section boasts a 10-kc. i.f. bandwidth for maximum AM fidelity. The KG-50 sells for \$69.95, less case; cases are available in metal for \$3.95 and oiled walnut for \$9.95.

A new kit from **Lafayette Radio**, the KT-770WX, is an AM/FM/FM-stereo tuner



Lafayette KT-770WX stereo tuner

that features pre-aligned coils throughout. Offering simultaneous AM and FM operation, the KT-770WX boasts 4- μ v. usable sensitivity; a frequency response within 1 db from 20 to 20,000 cycles; and 35-db stereo channel separation (at 400 cycles) from its FM section. And, from its AM section, there's a terminal sensitivity of 5 μ v., a low-impedance cathode-follower output, and a built-in ferrite rod antenna as well as provision for an external antenna system. Housed in a biege, vinyl-laminated steel case with a gold anodized, extruded-aluminum front panel and an edge-lit scale with a black dial plate, the KT-770WX carries a price tag of \$109.50. . . . Three 6" speakers (complete with reinforcing struts and special ball diffusers) and a 3" tweeter provide the 45-18,000-cycle response range of **Paco's** new L-4 speaker system. Boasting a slim, silhouette design and a single, 5000-cycle crossover, the L-4 measures 26¼" x 20" x 6¾", is finished in walnut, and has a nominal impedance of 8 ohms. Price: \$99.95.

Another new speaker system—this one by **Rek-O-Kut**—combines function and design so neatly that it's almost certain to keep both "she" and "he" happy. A complete "off-the-floor" stereo speaker system in one unit, the "Sonorama" utilizes four 8" woofers and two tweeters for a 40-17,000 cycle response. Ultra-compact (it measures just 5" x 67" x 12"), the Son-


*Write to the manufacturers listed at the end of this column for more data on products mentioned

Free SEND TODAY FOR
MONEY-SAVING
464-PAGE

mail
now

ALLIED

1963 CATALOG



SEND FOR IT NOW!

WORLD'S LARGEST ELECTRONICS CATALOG
BIGGEST SELECTION • BIGGEST SAVINGS!

satisfaction guaranteed or your money back

NO MONEY DOWN: NOW! MORE BUYING POWER
WITH YOUR ALLIED CREDIT FUND PLAN

SEE
OTHER
SIDE

For your FREE 1963 ALLIED
Catalog, fill in card, detach
and mail. (Please give sec-
ond card to an interested
friend.)

**SEND
CARD
TODAY**

mail
now

Name _____
PLEASE PRINT

Address _____

City _____ Zone _____

State _____



YOUR Free
ALLIED
1963 CATALOG

13-1-B

Name _____
PLEASE PRINT

Address _____

City _____ Zone _____

State _____



YOUR Free
ALLIED
1963 CATALOG

13-1-B

Free SEND CARD TODAY FOR YOUR 464-PAGE



ALLIED
1963 CATALOG

WORLD'S LARGEST • BIGGEST SELECTION • BIGGEST SAVINGS!

TO:
ALLIED RADIO
100 N. WESTERN AVE.
CHICAGO 80, ILL.

PLACE
STAMP
HERE

TO:
ALLIED RADIO
100 N. WESTERN AVE.
CHICAGO 80, ILL.

PLACE
STAMP
HERE

NEW

1963 Knight-Kits®



Over 100 great do-it-yourself kits: Hi-Fi, Hobby, Intercom, Amateur, Citizens Band, Instrument—savings up to 50%.

NEW

Stereo Hi-Fi



Complete selection of components and systems; latest all-transistor equipment and Stereo Multiplex FM.

NEW

Tape Recorders



Complete recorders, tape decks, recording and pre-recorded tapes at big savings.

NEW


Citizens Band Radios



Latest 2-way radio—no exam required—a complete selection of top-value CB equipment, including Walkie-Talkies.

NEW

Transistor, FM-AM Radios



Best buys in all types of compact transistor radios, including quality FM-AM portables.

NEW


Phonographs & Records



Big values in phonographs; latest stereo portables; famous-brand records at amazing discounts.

NEW

Test Equipment



Save on every type of instrument for home or professional use—all leading makes available.

NEW

Ham Station Equipment



Largest selection of receivers, transmitters, antennas—everything in Ham station gear.

- PA Systems & Intercoms • Power Tools, Soldering Guns, Hardware
- TV Tubes, Antennas; Parts, Tubes, Transistors, Books

satisfaction guaranteed or your money back

NO MONEY DOWN: Now! More Buying Power with Your Allied Credit Fund Plan




FREE MAIL CARD TODAY for your 1963 Allied Catalog AND GIVE THIS CARD TO A FRIEND

Showcase

(Continued from page 84)

orama mounts flush on any wall and adds rather than detracts from room decor. Handling up to 50 watts of audio power, it is available in "contemporary-walnut" (the S-80C) for \$149.95, and in "French provincial fruitwood" (the S-80P) or "early American maple" (the S-80A) for \$179.95. . . . Smooth response (from 40 to 15,000 cycles), small size, and light weight combine to make *Shure's* new "Versadyne" microphone suitable for just about any application—from home recording to public address. An omni-directional dynamic mike, the Versadyne is unaffected by variations in temperature or humidity, and it's adaptable for hand-held, stand-mounted, or lavalier use (a stand adapter, a lavalier bracket, and a cord assembly are supplied with the microphone, which, incidentally, is equipped with a slide-to-talk locking switch). Two models are available: the high-impedance (100,000-ohm) 575S, priced at \$24.00; and the low-impedance (150—250 ohm) 575SB, priced at \$21.00. . . . A three-way speaker system by *University*, the



University "Mini-Flex" speaker system

"Mini-Flex," measures a compact $9\frac{7}{16}$ " x 15 " x $5\frac{3}{16}$ ", yet handles frequencies from 40 to 20,000 cycles. A special viscous-treated woofer cone provides ultra-linear compliance for distortion-free bass, and there are individual balance controls for the 3" mid-range and $3\frac{1}{2}$ " tweeter. Readily adaptable for wall, floor, shelf, or table mounting, the Mini-Flex speaker system is priced at \$69.95.

EICO Electronic Instrument Co., Inc., 33-00 North-
ern Blvd., Long Island City 1, N. Y.
Allied Radio Corp. (Knight), 100 N. Western Ave.,
Chicago 80, Ill.
Lafayette Radio Electronics Corp., 111 Jericho
Turnpike, Syosset, L. I., N. Y.
Paco Electronics Co., Inc., 70-31 84th St., Glendale
27, L. I., N. Y.
Rek-O-Kut Co., Inc., 38-19 108 St., Corona 68, N. Y.
Shure Brothers, Inc., 222 Hartrey Ave., Evanston,
Ill.
University Loudspeakers, 80 S. Kensico Ave.,
White Plains, N. Y.

February, 1963

FREE CAREER BOOKLET



To guide you to a
successful future in

ELECTRONICS RADIO-TV COMPUTERS ELECTRICAL ENGINEERING

This interesting pictorial booklet tells you how you can prepare for a dynamic career as an Electrical Engineer or Engineering Technician in many exciting, growing fields:

**MISSILES • AVIONICS • AUTOMATION
SALES • DEVELOPMENT
ELECTRICAL POWER • ROCKETRY
RADAR • RESEARCH**

Get all the facts about job opportunities, length of study, courses offered, degrees you can earn, scholarships, part-time work — as well as pictures of the Milwaukee School of Engineering's educational and recreational facilities. No obligation — it's yours free.

MILWAUKEE SCHOOL OF ENGINEERING

MAIL COUPON TODAY!


Milwaukee School of Engineering
Dept. PE-23, 1025 N. Milwaukee St., Milwaukee, Wis.
Please send FREE "Your Career" booklet
I'm interested in
 Electronics Radio-TV Computers
 Electrical Engineering Mechanical Engineering

Name..... Age.....
PLEASE PRINT

Address.....

City..... Zone..... State.....
 I'm eligible for veterans education benefits.
Discharge date..... MS-117

Olson CB SPOTTER TRANSCEIVER
Audio-Visual
MADE IN U.S.A.



\$119⁹⁵ No. RA-530
\$7 MONTHLY
NO MONEY DOWN
 ★ **HOT! HOT! HOT!**
 ★ **With SHURE Mike**
 ★ **Tuneable Receiver**
 ★ **19 Tube Performance**


PERFECT 22 CHANNEL TUNING — SPOTTER tunes receiver to exact transmit channel — Dual Conversion Superhet — 12 Channel XTAL Transmit — Built-In "S" Meter-Modulation Indicator — 1 XTAL Front Panel MTG — Illuminated Dial — Adjustable Squelch Control — Dual Series Gated Noise Limiter — 5 Watts Input with 100% Modulation — Output: 3 Watts or more — 110 V AC, 6 & 12 V DC Power Supply Built-In — Size: 4 1/2" H x 12 1/2" W x 7" D — Shpg. Wt. 14 lbs.

LIMITED FRANCHISE DEALERSHIPS AVAILABLE

Olson OLSON ELECTRONICS, INC.
 840 S. Forge St., Akron 8, Ohio

- Send Me the RA-530 CB Transceiver @ \$119.95
- 6 Volt — 12 Volt DC Cable, No. W-430 @ \$2.95
- Mobile Mounting Bracket, No. HW-46 @ \$2.95
- CASH C.O.D. (\$2 Deposit) EASY PAYMENT
- SEND ME FREE OLSON CATALOGS

NAME _____
 ADDRESS _____
 CITY _____ ZONE _____ STATE _____



Send for **NEW FREE CATALOG #962** with oscillator circuits

Citizen Band Class "D" Crystals

3rd overtone — .005% tolerance — to meet all FCC requirements. Hermetically sealed HC6/U holders. 1/2" pin spacing. .050 pins. (Add 15c per crystal for .093 pins). **\$2⁹⁵ EACH**

ALL 23 CHANNELS IN STOCK: 26.965, 26.975, 26.985, 27.005, 27.015, 27.025, 27.035, 27.055, 27.065, 27.075, 27.085, 27.105, 27.115, 27.125, 27.135, 27.155, 27.165, 27.175, 27.185, 27.205, 27.215, 27.225, 27.255.

Matched crystal sets for ALL CB units (Specify equipment make and model numbers) \$5.90 per set

RADIO CONTROL CRYSTALS
 in HC6/U HOLDERS—SIX FREQUENCIES

In stock for immediate delivery (frequencies listed in megacycles): tolerance .005% 1/2" pin spacing. .050 pin diameter. (.093 pins available, add 15c per crystal.) Specify frequency.
26.995, 27.045, 27.095, 27.145, 27.195, 27.255 **\$2⁹⁵ EACH**
 (add 5c per crystal for postage and handling)

ENGINEERING SAMPLES and small quantities for prototypes now made at either Chicago or Fort Myers plants with 24 hour service. IN CHICAGO, PHONE GLadstone 3-3555

IF YOUR PARTS DEALER DOESN'T STOCK Texas Crystals, order direct and send us his name.

RUSH YOUR ORDER NOW TO
TEXAS CRYSTALS
 Div. of Whitehall Electronics Corp.
 1000 Crystal Drive, Fort Myers, Florida Dept. P-23 Phone WE 6-2100

FOR SHIPMENT VIA FIRST CLASS MAIL AT NO EXTRA COST ATTACH THIS ADVT. TO YOUR ORDER!

Me Technician, You Engineer
 (Continued from page 55)

felt certain that he would also ask me to sweep the floor while I was soldering, or drilling holes, or making harness boards. But luckily for me, an attractive, dark-haired secretary called him back into his office to answer an important phone call.

When he returned, I had decided not to say anything. I was going to play this job by ear.

MY first assignment was to help complete the transmitter's antenna-coupling network. Flashover brought me a stack of papers with lots of equations and graphs which had been compiled by a young Ph.D. who was no longer with the company. After six months of calculating, he told me, this physicist couldn't figure out what shape the coils had to be, or to what size they should be cut.

"Mr. Flashover," I said, "may I make a suggestion? I cut the coils for my ham rig by trial and error, and checked their resonant frequency with a grid-dip meter. Couldn't we . . . ?"

Flashover smiled at me, a bit surprised but pleased. "You're right, Orville. I don't think it would take you six months to design coils that way."

It didn't. But after I had been on the job for a few weeks, the 25-kw. transmitter developed a stubborn streak and started resisting us in every way.

Nevertheless, Frank persistently solved all the problems that plagued us during the construction of the model. I admired his ability to view a symptom and, if the diagnosis wasn't obvious, to sit down with pencil and paper and mathematically determine the probable cause. One day I complimented him on this ability. He took my words of praise as a matter of fact; however, his reply really stung.

"Well, Orville," he said, "that's the difference between us. You're a technician, and I'm an engineer."

The transmitter was completed almost a month late; but the government didn't
 (Continued on page 92)

pick projects like these to work on:

- Sweet Sixteen Goes Stereo
- Sound-Actuated Switch
- Two-watt Stereo System
- Double-Sideband Ham Rig
- Code Practice Oscillator
- CB Tone Squelch
- Radiation Fallout Alarm
- Auto Temperature Gauge
- Transistor Tester Tests All
- Neon Bulb Electroscope
- Transistor/Tube Broadcast Receiver
- Automatic Diode Checker
- No-license Broadcaster
- Transistorized Public Address System
- and Emily, the Electro-Mechanical Inebriated Ladybug Robot
(seen on the Jack Paar Show!)

from the 1963 edition of

Here's the handy, compact publication edited each year especially for the electronics do-it-yourselfer and hobbyist! The 1963 edition has 164 pages of challenging construction projects, detailed charts, circuit diagrams, cutaways and photographs.

PLUS A SPECIAL 14-PAGE BONUS FEATURE ON ELECTRONICS SCHOOLS—covering

- advanced technical training
- where to get it, how much it costs
- how advanced training can help your career

The 1963 ELECTRONIC EXPERIMENTER'S HANDBOOK is now on sale at your favorite newsstand or electronics parts store. Or you can use this handy coupon to order your copy.

only \$1.00



Retail Sales Division
Ziff-Davis Publishing Co.—Dept. SD
One Park Avenue
New York 16, New York

Please send me a copy of the 1963 ELECTRONIC EXPERIMENTERS HANDBOOK. I enclose \$1.00, the cost of the HANDBOOK, plus 10c to cover mailing and handling charges.

NAME _____

ADDRESS _____

CITY _____


ZONE _____ STATE _____

(add 3% sales tax if N.Y.C. resident)

PE 23

Shop by mail and save more money

Giant savings of up to 50% are yours when you buy Heathkits. First, you save by doing the assembly yourself (and have all the fun that's in the doing). Second, in buying direct from the factory, you save the usual distribution cost. These savings and Heathkits superb engineering enable you to buy far better equipment for far less. Start shopping your Heathkit catalog now—for all the electronic luxuries you've ever dreamed of owning.



NEW 3-WAY ACOUSTIC SUSPENSION SPEAKER KIT

... exclusive Heathkit version of the Acoustic Research AR-2A; 10" woofer, two 5" mid-range speakers, and 3-1/2" super-tweeter. Low distortion, astounding range of ± 5 db (4) to 20,000 cps. Factory built cabinet, walnut or mahogany finished.

Shipping February
 Kit AS-2AW, \$99.95;
 AS-2AU, \$39.95

NEW 4-TRACK PORTABLE STEREO TAPE RECORDER KIT


... exclusive Heathkit with rugged tape mechanism lauded by Audio magazine, Nov., 1962. Includes stereo amplifier and two detachable speaker wings, each with 5" woofer and 3" tweeter. Handsome tan and ivory cabinet.

Kit AD-72, \$198.00

NEW LOW-COST 25-WATT MARINE RADIO-TELEPHONE PACKAGE

... ideal for cuiboards, run-about, 5 channels plus broadcast band receiver coverage. Factory built and tuned, just connect battery and use. Includes antenna and all accessories. Assembled

MWW-13S, 13 lbs., \$189.95



who is Heathkit?

Heathkit is the pioneer and world's largest manufacturer devoted exclusively to the design and manufacture of do-it-yourself electronic kits. All our efforts are aimed at creating more kits, better kits, easier-to-build kits.



what are Heathkits?


Heathkits are electronic equipment in un-assembled form. All parts are packaged in convenient groups and a complete, easy-to-read, well-illustrated instruction manual tells you how to put them together. Heath offers over 250 kits from simple portable radios to big analog computers.



who builds Heathkits?

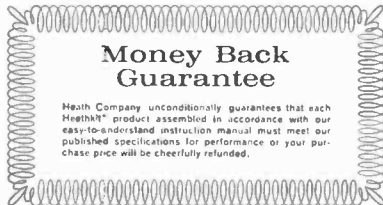
Millions build Heathkits. People with absolutely no mechanical ability or knowledge of electronics as well as skilled electronic experts—all find value, economy, fun, relaxation, and pride of accomplishment in Heathkits. You can too.

with Heathkits



NEW 23" HIGH FIDELITY TV KIT... for finest sound and picture...for custom installations...for sensitive fringe area reception. Prebuilt subassemblies make it easy to complete in 2 evenings. Includes all tubes and parts. Optional JHF, wall mask and cabinet.
Kit GR-22, 70 lbs.,... \$169.95
less wall mt. accessory.

NEW HEATHKIT VERSION OF THOMAS TRANSISTOR ELECTRONIC ORGAN...
Two 37-note keyboards, 10 true organ voices, 13-note bass pedals, variable vibrato, variable bass pedal volume, keyboard balance control, 20-watt peak power amp. and speaker deluxe walnut cabinet.
Kit GD-232,..... \$349.95
less bench accessory.



Money Back Guarantee

Heath Company unconditionally guarantees that each Heathkit® product assembled in accordance with our easy-to-understand instruction manual must meet our published specifications for performance or your purchase price will be cheerfully refunded.

The famous Heathkit guarantee
This money back guarantee stands behind every Heathkit. It guarantees that you are getting equipment of the highest quality that will provide years of use and pleasure. Equipment second to none. Heathkit—world pioneer in the exciting hobby of kit building.



A Subsidiary of Daystrom, Incorporated

HEATH COMPANY
Benton Harbor 10, Michigan

Please send my free 1963 Heathkit Catalog

NAME _____
ADDRESS _____
CITY _____ ZONE _____ STATE _____

FREE 1963 HEATHKIT CATALOG!



largest kit catalog, 100 pages, over 250 easy to build kits. Send today.

UNUSUAL BARGAINS

NEW! THERMO-PILE KIT!

Converts Heat Into Electricity



For demonstrations, experimentation in the exciting field of thermoelectricity. Convert the heat of a blow torch, a gas jet, or even the heat of the sun into electricity. You receive 20-14" gauge, 6" long chromel-alumel thermocouples; washer, bolt and nut for making reflector; other materials for making a thermo-pile; a small 1.5-3 V DC motor to run from thermo-pile (gives you visual demonstration of electricity created). Kit includes full directions for setting up and experimenting with thermo-piles. Stock No. 70,436-AV.....\$15.00 Postpaid

WAR SURPLUS!—INFRARED SNOOPSCOPE

Govt. Cost \$900—Bargain of \$39.50

Converts infrared to visible light. See in total darkness without being seen. Use in lab, factory, classroom, etc. Completely portable. Operates on two flashlight batteries (not included). Image is quite good, may be made even better by careful focusing. Size 11½" x 8". Weight with carrying case 12 lbs. No infrared light source is furnished. (See below).



Stock No. 85,098-AV.....\$39.50 f.o.b. Barrington, N. J.

INFRARED LIGHT SOURCE AVAILABILITY!

You will need a 6 volt transformer or 6V auto battery to operate. Stock No. 80,035-AV.....\$10.00 Pstpd.

ORDER BY STOCK No.—SEND CHECK or M.O.—Money-Back Guarantee
EDMUND SCIENTIFIC CO. BARRINGTON, NEW JERSEY

MAIL COUPON FOR FREE CATALOG "AV"

New! 1000's of Bargains—164 Pages

EDMUND SCIENTIFIC CO., Barrington, N. J.

Please rush Free Giant Catalog-AV.

Name

Address

City Zone..... State.....



NEW - - by KUHN

SHORT WAVE MOBILE CONVERTER

Listen to overseas short wave stations around the world while you drive. Hear news direct from London, Paris, Moscow, Cologne, etc. Covers 19, 25, 31 and 49 Meter Bands plus extra Band for 40 Meters and Canadian Time Signals. Works with any standard 12 volt transistorized car radio. Can be installed in minutes. Complete with Mtg. bracket. Works with your present antenna. Nothing else to buy.

351A
\$34.95



AIRCRAFT • POLICE • FIRE



348A
Complete
\$34.95

Transistorized, directly tunable Converter. Powered with self-contained mercury cell. Excellent sensitivity and stability. Designed for car, home or portable receivers. Two types available: Aircraft VHF 115-180 MC or 160-162 MC.



345A
Complete
\$29.95

Crystal controlled Mobile Converter, highly efficient. Operates directly from 12 volt auto system. For 150-174 MC or 30-50 MC.

A low cost turntable converter for any 10 MC area of: 26-54 MC, Aircraft VHF, or 150-160 MC. Easily installed. For use with home or auto sets.

315A



Tuner same ranges as above but for use with small table model radios \$14.95

Order today or send for free catalog on full line of converters and receivers for every application.



20 GLENWOOD
CINCINNATI 17,
OHIO

seem to mind too much. We figured it would take three days to complete the acceptance tests, if we didn't run into any trouble. However, when the tests were ready to start, we were both very tired and, in addition, Frank was a nervous wreck.

AFTER two days of continuous testing, the transmitter held up well. But Frank was still worried.

"Orville," he said to me, "I don't like the way this machine is behaving. I think it's saving something big for the end. I only hope it doesn't blow up during the final test."

This last test was to be a frequency stability check with the transmitter operating in a large cold chamber held at 0° F. After five minutes of operation, our frequency counter showed a steady downward drift way out of specification limits.

Frank turned pale. He looked at me, and said: "Orville, I knew things were going too smoothly. The a.f.c. circuit in the master oscillator seems to have lost control."

For a while he studied the curves as recorded by the frequency counter, then he nervously reached for his pencil and notebook.

The government inspector and I waited patiently while Frank continued to make calculations. Suddenly Frank stopped writing. He threw his pencil to the floor and buried his face in the palms of his hands.

"There's nothing we can do now," he muttered disgustedly. "It will take a month to redesign the circuit so that it will work reliably."

I listened to him unbelievably. I couldn't force myself to accept the fact that our a.f.c. circuit which had worked so well for many months before the tests began could be proved inadequate by Frank's calculations.

Rather than hang around and give up, I put on my coat and went into the cold chamber. When I opened the rear door of the transmitter to take a look inside, I noticed the plug which connected power to the crystal oven dangling in mid air. I giggled happily to myself as I plugged the socket into the oven receptacle and closed the transmitter door.

As I came out of the cold chamber,

Always say you saw it in—POPULAR ELECTRONICS

Frank looked up at me. "Did you find anything?" he asked, but only as a matter of routine.

"I think I did," I replied. "Let's wait a few minutes."

It was obvious that Frank had not heard my reply, for he continued to inspect his calculations.

"Look! The frequency is moving back up."

Frank jumped from his chair. "What? How can it?"

"Well, it is," I replied.

Frank stared at me in amazement. "Orville, what did you do?"

"I just plugged the power into the crystal oven. We forgot to connect it when we moved the transmitter into the cold chamber."

THAT EVENING, at the plant, we celebrated the acceptance of the transmitter model with a small party. Frank was quite proud of me.

"Orville," he said happily as he put his arm around my shoulder, "what made you go into that cold chamber after I had already proved to myself that the a.f.c. circuit couldn't work properly?"

"Well," I answered a wee bit sarcastically, "that's the difference between us. You're an engineer, and I'm a technician."

-30-

Get well soon, Mr. Frye a message from Carl & Jerry

Because the gentleman responsible for Carl & Jerry's electronics antics—Mr. John T. Frye, W9EGV—is seriously ill and hospitalized, there is no Carl & Jerry adventure this month. We're certain that Carl & Jerry's many thousands of followers join with the entire P.E. staff in wishing Mr. Frye the speediest of recoveries. In fact, we'll be only too happy to include your "get well's" and "good wishes" with our own and forward the entire lot to him. So, if you want to cheer up Mr. Frye, address your cards and letters to John T. Frye, W9EGV, c/o POPULAR ELECTRONICS, One Park Avenue, New York 16, N.Y. We'll take it from there.


February, 1963

need reliable service data?

FREE

**SEND TODAY
FOR YOUR
VALUABLE**

INDEX TO PHOTOFACT®



covers over 54,000 listings of:

- TV RECEIVERS
- HOME & AUTO RADIOS
- HI-FI & PHONOS
- TRANSISTOR RADIOS
- RECORD CHANGERS
- RECORDERS

Here is your valuable 68-page guide covering virtually every model of home-entertainment electronic equipment produced since 1946! Helps you locate the proper PHOTOFACT Folder to quickly solve any service problem in any model. Available from your local Parts Distributor, PHOTOFACT provides *everything* needed for quick, effective repairs in complete, uniform style: Famous Standard Notation Schematics packed with the service details you need; Full Photo Coverage of all chassis views; Complete Replacement Parts Lists; Tube Placement Diagrams; Adjustment Instructions; CircuitTrace® for printed boards; Disassembly Instructions; Dial Cord Diagrams; Changer and Recorder "Exploded Views"—plus dozens of other great features. Send for your FREE copy of the latest PHOTOFACT Index to the service data you need!

MAIL COUPON TODAY!

FREE

HOWARD W. SAMS & CO., INC.
Dept. B-93
4300 W. 62nd St., Indianapolis 6, Ind.

Send me FREE Photofact Index to Service Data for over 54,000 listings.


Name _____

Address _____

City _____ Zone _____ State _____

Para-Kiting: Dawn of the Human Antenna

By JAMES JOSEPH



It's a bird? A plane? No, it's a para-kiter, 200 feet above the water and the fun-having-est person alive!


TO GAIN altitude—CB-wise, that is—you can plant your antenna atop a mountain, work from a skyscraper, or rent an airplane. Or you can try your luck at a high-flying new aerial sport—para-kiting.

Slip into the harness of a para-kite (a new-fangled "ascending" parachute that takes you and your CB transceiver up like a kite), and you become a human antenna, gaining the kind of altitude (upwards of 650 feet, depending on the length of the kite's towline) that'll more than double your transceiver's range.

"Para-kiting," explains one sky-flying enthusiast, "wasn't dreamed up solely for the CB'er. But para-kiting and CB go together like bread and butter."

And they do. Jeep- or boat-towed (at the end of a 300' to 1000' towline), the "first-time" para-kiter—his 28'-diameter nylon "kite" strapped to his back—is in for some surprises: the ever-increasing range that altitude brings to the average CB transceiver, and the fun-in-thin-air that's para-kiting!

—30—



High above harbor tug, para-kiter rag-chews with tugmen. The transceiver's range doubled at this altitude.

Harness intact and transceiver in hand, this CB miss says only earth-bound squares stay on beaches!

Many para-kiters take off from a convenient beach, rely on skill of boatmen to plant them back on the beach when the para-flight is over.



On the Citizens Band

(Continued from page 72)

maximum stability. Twenty-one tube performance using two triple-purpose tubes, three dual-purpose tubes, and nine single-purpose tubes helps put the "Globe Master" in the "front line." The receiver also has an S-meter for measuring relative signal strengths, and for "zero-beating" with the spot switch.

The iridite plating of the "Globe Master" chassis makes this "all-new" transceiver ideal for marine applications or for use wherever moisture problems arise. It's priced at \$229.95, net.

"Crystal Caddie." Rather than have you mix crystals with pocket change, and end up trying to plug a nickel into a mobile unit some dark evening, Hawco Electronics (P.O. Box 205, Hawthorne, N.J.) has created a neat holder called the "Crystal Caddie." Compact, and made of durable polystyrene, the caddie is available in two models; an 11-crystal holder


for \$1.49; a 22-crystal holder for \$1.98. Each has a hinged cover, and will cushion your crystals in protective styrofoam.

"Big Mike." A new, high-output, transistorized, variable microphone designed for mobile or base CB and ham transceivers has just been introduced by Communications, Inc. (33 Danbury Rd., Wilton, Conn.). The "Big Mike" Mark I microphone has a built-in transistor amplifier with adjustable controls for varying output level and tone, and a "squeeze-to-talk" bar. Net price is \$29.95.

Constructed of rugged, anodized aluminum, the microphone is less than 4½" long by less than 1½" in diameter. A miniature mercury cell battery pack, located inside the unit, is good for many months of normal operation (price of the battery pack, \$1.44). A permanent magnet (optional) allows the microphone to be hung on any metal surface.

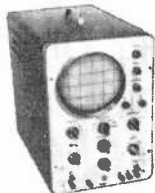
The "Big Mike" Mark I is easily and quickly installed on any CB or amateur transmitter, but its variable output and tone make it suitable for many other uses as well, including commercial, marine, and recording applications. It comes

VACUUM TUBE VOLT METER KIT (6-INCH METER) — RMS and p. to p. scale. Input imped. 12.2 megs. Professional performance and appearance. Kit: \$31.95 Assembled: \$44.95



"CUSTOM 70" TV SET KIT—Excellent sensitivity. Transformer power supply; 3 stages of IF. Includes slimline cabinet, 19 inch picture tube—everything. NOT a portable. Kit Price: **\$135.00**

TRANSISTOR RADIO KIT—Superb tone and sensitivity. No delicate printed circuits. Attractive, durable case. All U.S. made parts. Kit: **\$25.50**



5-INCH WIDE BAND OSCILLOSCOPE KIT—For black-white, color, AM-FM and electronic applications. High intensity trace. Extremely stable sync. Advanced design. Kit: **\$89.50** Assembled: **\$139.50**

Get your FREE 1963 CATALOG from CONAR

It's full of exciting new electronic kits of highest quality. Many items available in both kit or assembled form. Home entertainment items that make perfect family gifts or test instruments for the technician who appreciates quality and high performance. Tools, too, to make your work easier, faster. And you'll like the reasonable prices and convenient payment plans which make CONAR Kits easy to own. Mail coupon for new 1963 Catalog now.



CONAR

division of
NATIONAL RADIO
INSTITUTE

Mail this Coupon

GUARANTEE
Parts and performance guaranteed by NRI—nearly 50 years of pioneering in Electronics.

CONAR
3939 Wisconsin Ave., N.W.
Washington 16, D.C.

BA3C

Send me your new 1963 CONAR KIT CATALOG

Name _____
Address _____
City _____ Zone _____ State _____

More on CB Docket 14843

On November 16, the Federal Communications Commission released a "Notice of Proposed Rule Making" which, if put into effect, would completely revamp Part 19 of the FCC Rules dealing with the Citizens Radio Service. The substance of these proposed changes was outlined on page 98 of our January issue.

As we go to press this month, the FCC has NOT been "deluged" with comments—as we would have predicted. Many CB'ers are apparently still unaware of their rights to protest such sweeping changes. Other CB'ers may suffer from the mistaken impression that their licenses, once issued, can't be changed, and that their operation practices can't be curtailed.

The release of Docket 14843 occurred just as POPULAR ELECTRONICS' January issue was closing and press makeup was interrupted to permit insertion of the material mentioned above. Unfortunately, comments regarding this Docket

must be filed on or before January 15th—some days before publication of our February issue. Thus, extensive printed remarks on our part at this time would be anti-climactic—unless the filing-of-comments date should happen to be moved into February or March.

The Christmas and New Year's holidays have no doubt slowed down the mailing of comments on this Docket by CB'ers. However, considering that some 350,000 CB'ers will be affected, the number of comments filed with the FCC (as of December 17) is woefully small. Of those received, the greatest number have centered around the proposal to eliminate phone patches—that is, broadcasting directly from the telephone lines.

As mentioned last month, the Editors of POPULAR ELECTRONICS filed a counter-proposal to Docket 14843 that would permit intercommunications on more channels than were listed in the original proposal.

with full operating and installation instructions; average connection time is only about ten minutes.

Texas Jamboree. Jim Cumby, president of the Galveston County (Texas) Citizens Band Radio Association clued us in on their successful jamboree dance and picnic held last September for the benefit of a crippled children's hospital. Everything from flowers for the ladies to the big door prize (one large door!) contributed to a good time being had by all.

The GCCBRA held the jamboree picnic on the day following the dance, with approximately 800 in attendance. Outstanding events included CB and ham equipment displays and demonstrations, continuous music supplied by Jack Krepser, and plenty of good barbequed chicken. Kiddie rides, mobile cars, a ferris wheel, and a cruising fire truck held the attention of the younger set, not to mention the cotton candy, popcorn, and peanuts. There was even a "twist" contest for teen-agers with music supplied by "Johnny and the Road Runners," and the "Velvet Tones." It was a swinger!

Tech Tip. In answer to many requests, and through the courtesy of "The Carrier," excellent monthly of the 5 Watt Wizards of San Bernardino, Calif., here's a tip on eliminating TV interference.

The following manufacturers will supply a free TVI filter to anyone requesting it, provided that the proper information accompanies the request. If some of your close neighbors are troubled with TVI, have them (not you) write to their TV set manufacturer giving the following information: (1) call-sign of the station causing the TVI; (2) the date the TV set was purchased, and whether it was new or used when purchased; (3) model number and serial number of the set. They should, of course, ask for a free "high-pass" filter in their letters.

Admiral
497 Railroad Ave.
Newark, N.J.

C.B.S.
Hygrade Electronics,
9216 Church
Brooklyn 36, N.Y.

Magnavox
Fort Wayne, Ind.

Montgomery Ward
19 Watching Ave.
Plainfield, N.J.

Motorola
540 Burgen Blvd.
Cliffside Park, N.J.

Philco
Fineberg's
750 Doud Ave.
Elizabeth, N.J.

R.C.A.
(see local dealer)

Sylvania
700 Elliot St.
Batavia, N.J.

Westinghouse
528 Ferry St.
Newark, N.J.

Zenith
6001 Dickens Ave.
Chicago, Ill.

If the manufacturer of the TV set in question isn't listed here, try writing to the address given on the set. Most man-

ufacturers will cooperate in supplying the needed filter.

Club Chatter. The very neat and informative efforts of the staff of "CB News & Views," the official voice of the Citizens Radio League (Chicago), recently told of two well-handled emergency assists by James Kaminski, KHA-4705, and Ed Slattery, 18W5743. Jim directed traffic in pouring rain at an accident scene after a 10-33 call from his mobile unit; and, two nights later, Ed handled a relay to the authorities when a car crashed through a guard rail and dropped down to ground level on the Congress Expressway in Chicago. In both instances a "breaker" was involved, with each of the men receiving prompt cooperation. Quick thinking and proper handling averted the possibility of further tragedy in each case. Hats off to both gentlemen!

Among the huge stack of well-written CB newspapers received this month was a copy of the 15-page jam-packed "Monitor" put out by the Allegheny Kiski 5 Watters of New Kensington, Pa. Besides the latest CB news, the paper handles wedding bells, birth announcements, birthdays, "wife savers," a laugh corner, an editor's column, and several illustrated ads—paying, no doubt! . . . If the appearance of a club publication is any indication of the club's growth and progress, the Hudson Essex Chapter of the Citizens Band Radio Relay League, Inc., must be on its way to a long and happy existence. Their compact news bulletin has the professional touch that makes CB information easy to understand and enjoy.

The interesting Illini (Illinois) Class "D" Radio Club bulletin recently reported another instance of quick thinking on the part of a commercial CB user. Lynn Crook, KHA4945, of Bement, Ill., a gentleman who has all of his school buses and trucks CB-equipped, was returning an injured football player to his home one evening when the lad became quite ill. Calling ahead on his mobile unit, Lynn found a doctor and an ambulance on hand upon his arrival at Bement. Emergency aid was given, after which the boy was taken to a nearby hospital.

"The Chatter Box," monthly publication of the C.B. Socialites, Plaistow, N.H., reported the search for a seven-

year-old boy lost in the woods near Candia, N.H. In addition to local and state police, sheriff's personnel, and fire departments from the surrounding area, the C.B. Socialites Radio Club Emergency Unit (SEMU) was quick to join the search, complete with emergency equipment, portable walkie-talkies, lights, and first aid gear. Within a short time they, in turn, were joined by over 200 CB mobile units representing the Old Towne Newbury Radio Club; units from Manchester, Lowell, Portsmouth, Dover, Concord, and several other towns. After thirteen hours, the boy was carried out of the woods, rainsoaked, cold, and frightened—but safe! (He told rescuers he had seen a bobcat and didn't dare make a sound.) The Socialites say that their mobile emergency unit is available to anyone in the area that may need it; club members with emergency equipment in their cars are ready to go at any time. Another "hats off," well deserved! ~~-30-~~

TD/RFG Generator

(Continued from page 47)

the way up and attenuate the r.f. for a minimum but still detectable signal.

Beginning with the converter, adjust each i.f. slug or trimmer for maximum output while keeping r.f. input at a minimum. Repeat each adjustment until no further improvement is obtained.

Next, remove the grid connection and simply allow the lead to come close to the antenna. Tune the generator and receiver to 600 kc. Adjust the oscillator slug and then the antenna slug for maximum output while keeping r.f. at a minimum as before. If there is no antenna slug adjustment, rock the tuning capacitor while adjusting the oscillator slug. If there is no oscillator slug either, you'll simply have to omit this adjustment.

Finally, tune the generator and the receiver to 1400 kc. and adjust the oscillator trimmer and then the antenna trimmer as above. Repeat the 600-kc. and 1400-kc. adjustments for best "balance" between the two, and your alignment is completed. ~~-30-~~

Transistor Topics

(Continued from page 80)


battery, such as a Burgess 2N6 or 2U6, or it can be made up of six penlight cells connected in series. Finally, a slide or toggle switch can be substituted for push-button switch *S1*, if you wish.

With neither layout nor lead dress critical, the project can be assembled on a metal chassis, fiber circuit board, or on a small scrap of wood. Carl used a wooden "chassis" in his original model.

As is necessary with most wireless microphones, this instrument should be adjusted to an operating frequency falling at a "dead" spot within the AM broadcast band, to prevent interference from local broadcast stations. Care should be taken, too, to use as short an antenna as will give acceptable results. Don't try for excessive range, since this could conflict with FCC regulations covering operation of unlicensed equipment.

Breadboards, Anyone? In our July 1962 column, we discussed the importance of minimizing the number of times that semiconductor components are soldered (and unsoldered) when wiring experimental circuits. At that time, too, we brought to your attention a useful "breadboard" kit offered by the Sheatz Electrode Company in which coil springs served as terminal points, permitting solderless wiring.

Today, a number of firms are producing experimental breadboards fitted with solderless terminals. A variety of designs



Specifically designed for assembling experimental semiconductor circuits, Vari-L's new "Develoboard" brings convenience-plus to the "solid-state" hobbyist. It's equipped with 35 pre-mounted connectors.



A walkie-talkie for Willie? Sure—and for Tom, Dick, and Harry, too! This transistorized Knight-Kit made by Allied Radio—the C-100—will diminish the contents of junior's piggy bank by less than ten dollars.

are available, but one of the newest and most effective units we've seen is a breadboard introduced recently by the Vari-L Co., Inc. (207 Greenwich Ave., Stamford, Conn.).

Dubbed the "Develoboard," the Vari-L unit is equipped with 35 patented, solderless connectors, each of which will accept up to four leads, permitting up to 140 junctions. Each connector is made up of a four-pronged, spring-tempered outer clip formed around a solid metal core. Holes in the top of the clip line up with grooves in the core and serve as points of entry for leads; wires can be of the same or different sizes, from #30 to #17. The connectors are pre-mounted on an insulated board measuring 3 $\frac{1}{4}$ " x 5", and this, in turn, is assembled on a small metal chassis.

The "Develoboard," shown in use in the accompanying photograph, is supplied with a metal accessory panel suitable for mounting potentiometers, rotary switches, pilot lamps, and similar components. Current selling price is \$18.50 each (FOB Stamford, Conn.), with discounts available to quantity purchasers.

Product News. The International Rectifier Corp. (233 Kansas St., El Segundo, Calif.) has introduced a series of 1000-ma. silicon rectifiers so small that more than 200 units (less leads) could be contained in a cubic inch. These new devices are suitable for use at temperatures up to 50°C, and are available with PRV ratings from 200 to 1000 volts, depending on type. Prices range from 90 cents to \$3.25 each in small quantities. Full

specifications are given in the manufacturer's Bulletin SR-222.

A new, all-transistor, two-way "walkie-talkie" priced at less than \$10.00 has been developed by Allied Radio Corp. (100 N. Western Ave., Chicago 80, Ill.). Designed for operation within the standard Citizens Band, the Knight-Kit C-100 contains three transistors and is powered by a 9-volt transistor battery; operating range is up to 1/4 mile. Measuring approximately 5 1/2" x 2 7/8" x 1 3/4" overall, the C-100 weighs only 9 oz., yet is equipped with a built-in 2" speaker which also serves as a microphone. The unit carries a net price of \$9.95, plus postage, with an optional leatherette carrying case available for 98 cents. For most two-way applications, a pair of C-100's would be required.

That does it for now, fellows. Back next month, as usual. —Lou

R.F. Power Capsule

(Continued from page 59)

with a close-fitting washer or plug. Be sure that the "U"-shaped negative contact touches the negative terminal of the mercury cell near it and that the whole assembly is wedged tightly in place. You may have to bend open the negative contact a bit to increase the tension. To finish the job, install the alligator clips on the leads provided for them.

Before using the "R. F. Power Capsule," connect your 0-1 ma. meter across the alligator clips (positive meter terminal to collector clip—see schematic diagram). If you get a reading (it will be about 750 ma.), it's a good sign that all cells are making contact and that the unit is working properly.

Instructions for operating the unit have already been given (see Preliminary Check-Out section). It should be noted, however, that no "on-off" switch has been provided because current drain is negligible except when a tank circuit is connected across the clips. But be sure that these clips do not touch each other while the "power capsule" is in storage—otherwise, the mercury cells will soon run down.

—30—

Big Pay For Men Who Don't Want College

Coyne's Faster, Lower Cost Training in Electronics Can Open the Door to an Exciting Career as a Technician in Industrial Electronics—Television—Missiles—Automation and Computers.

If you don't want the loss of time and expense of college, The Coyne School can open an exciting career on the ground floor of the fastest growing industry in America. Coyne can give you the training in electronics that will permit you to specialize in any of dozens of good paying positions in the expanding field of electronics.

You receive your training in Coyne's shop-labs under skilled instructors. You can live as cheaply as at home in Chicago the electronics center of the world. Part time work is available for those who need extra money. Biggest part of your tuition can be paid after you graduate!

FREE BOOK: Send name, for free illustrated book "Your Opportunities in Electronics." No obligation. No salesman will call at your home.

Coyne Electrical School, Dept. 23-M, Chicago 7, Ill.

**Coyne Electrical School, Dept. 23-M,
1501 W. Congress Pkwy., Chicago 7, Illinois**

Please send Free Book "Your Opportunities in Electronics." I am under no obligation—no salesman will call at my home.

Name.....
Address.....
City..... R 3 No. or Zone..... State.....

SHORT WAVE RADIO

3 short wave bands plus standard broadcast in one sparkling unit. Hear ships at sea, planes in flight, police calls, the voice of America, AM from all over the world... hours of listening pleasure... excellent educational aid... equipped for earphones with standby and code switches. An engineering masterpiece at the remarkably low price of ONLY 64.95.

FREE LITERATURE

Send for complete literature and specifications. Mail postpaid to Dept. 41, c/o the address below.

OUTLETS AVAILABLE

Like to sell this fine unit? A limited number of Dealer & Distributor Outlets are still available in some areas. Write Dept. RLF, c/o address below.

GC ELECTRONICS CO. 400 SO. WYMAN ST. ROCKFORD, ILL. USA

Across the Ham Bands

(Continued from page 77)


coaxial cable. Although a length under 12" is recommended for highest gain on the 50-mc. band, cables up to five feet long can be used without too much loss.

Set the receiver and booster band switches to the desired frequency range, and advance the booster's gain control, *R2*, full on; then, tune in a signal on the receiver dial, and peak capacitor *C1* for maximum signal strength, retarding gain control *R2* as necessary to prevent receiver overloading. Set coil *L3*'s slug to place 3500 kc. near maximum capacitance on capacitor *C1* and 7300 kc. near minimum. Now you are set up to pull in those weak ones.

Coils *L2* and *L1* for the 20-15 meter bands and the 10-6 meter bands, respectively, may need some pruning to put them right on the bands you want. But before cutting off any wire, reposition the coil slightly—the change in stray capacitance to ground may do the job for you.

Certificate Hunter's Club

When the average ham gets his license, he wants to exchange QSL cards with every station he works. Later, however, he usually tapers off a bit and QSL's routine contacts only upon receipt of the other station's card. And he sends his own card first only to confirm a new state, continent, etc., required to qualify



Who says you can't pull in those states with an "inexpensive" receiver? Stan Johnson, WNØAQ, Ridgeway, Iowa, worked 45 of them during his first four months on the air—using a Hallicrafters S-38D. Stan's transmitter is a Globe-Chief 90.

for a WAS or WAC award. But don't get the idea that QSL-swapping necessarily becomes a sometimes thing with all old-timers.

About 15 years ago, a few hams (notably Howy, W2QHH) began collecting ham awards and certificates intensively but rather informally. Then, in 1960, Clif, K6BX, organized the Certificate Hunter's Club. To earn the basic CHC award (a beautiful 11" x 14" gold certificate), the applicant must submit proof of having earned a minimum of 25 bona fide amateur operating awards; additional seals are issued for earning 50, 100, 150, and 200 awards.

With over 650 eligible awards from over 50 countries available, there are certainly enough of them to go around. To date, close to 1000 hams have qualified for CHC at all levels. It's impossible, of course, to guess how many more hams are working towards this goal—but the total must be in the high thousands.

And since January 1, 1963, SWL's who concentrate on the ham bands can also try for CHC on a "heard" basis. Anyone who qualifies for it will indeed be an outstanding SWL.

For more data on the Certificate Holder's Club, write to Clif Evans, K6BX, Box 385, Bonita, Calif. Be sure to enclose a stamped, business-size reply envelope (or one International Postal Reply Coupon), if you want a reply.

News and Views

Gene, WN4HHP, 3206 Kent St., Richmond 28, Va., worked Canada for his first contact. Since this auspicious beginning, he has added 26 states (17 confirmed) and two more Canadians to his total. Gene agitates the ionosphere mostly on 80 and 40 meters, feeding an 80-meter dipole with a Heathkit DX-20 transmitter; a National NC-156 receiver does the receiving. A member of the Rag Chewers Club, Gene will be glad to nominate anyone who qualifies—by a ½-hour rag-chew with him—for membership in the RCC. . . .

Michael Bronoski, WN9BRV, 4302 Judd Ave., Schiller Park, Ill., has been splitting his operating time between 80 and 15 meters. A home-brew transmitter using a pair of 6L6 tubes and a "surplus" Scott CZC receiver share time on 80- and 15-meter doublets and a "1-element, 15-meter beam." Twenty-six states and Puerto Rico—18 confirmed—make up his "brag" list. . . . **Richard Maietta, KN3SIE**, 2050 Roosevelt Ave., Williamsport, Pa., operates on 7160 kc. with an EICO 723 transmitter running 60 watts and a Knight-Kit "Span Master" receiver. An audio filter sharpens the receiver's selectivity. Dick has

When Bob Herron, WN9EER, Springfield, Ill., started to study for a Novice license, his dad decided to join him. Their mutual equipment includes a Heathkit "Apache" transmitter (held down to 75 watts for Novice work), a Hammarlund HQ-150 receiver, and a multi-band "trap" antenna.



three antennas, a "long wire," a 40-meter dipole, and the shortened vertical described in our October, 1962, column. Fourteen of his 17 states worked are confirmed.

Larry Snyder, WN8BZT, 645 Portland Way S., Galion, Ohio, will soon be WA8BZT. As a Novice, he has worked 23 states—21 confirmed. The Hallicrafters twins, the HT-40K transmitter and SX-140 receiver, and a 40-meter inverted-V antenna have battled the 40-meter QRM curtain for 23 states. When his Tech ticket arrives, Larry plans to work both 6 and 2 meters. . . . **Frank C. Meduna, WA0AHX**, 2607 White Bear Ave., St. Paul 9, Minn., worked about 40 stations with an AMECO AT-1 15-watt transmitter feeding a 12'-high antenna. The day he finished putting together his new EICO 723 transmitter, his "big" ticket arrived. If you need a Minnesota contact or want to be nominated for the RCC, try Frank. . . . **"Stick," VE2BLO**, 221 Tait St., Ville St. Laurent, Quebec, Canada, made 350 contacts in 30 states and five countries in his first four months on the air. His "tools" are a Heathkit DX-40 transmitter, a Lafayette KT-200 receiver, and a homemade "ground-plane" antenna.

Bill Thomas, WA0BND, and his father, Dave, WN0BNG, 6420 W. 45th, Wheat Ridge, Colo., share the same equipment—an EICO 720 transmitter, a Hallicrafters SX-99 receiver, and dipole antennas for 40 and 15 meters. Bill has 17 states worked and his General Class ticket is on the way. Dave wants to study a bit more before visiting the FCC, and he's not talking about his states-worked total. . . . **John Hammelman, K0JZQ**, 921 Wis-

ner Drive, Waterloo, Iowa, reports that when he first built K3GHI's 15-meter ground-plane antenna described in our April, 1962, column, his ham friends teased him about his "fish pole antenna." But his first contact with it (as a Novice) was with WP4BEN, Puerto Rico. Then, when his General ticket came and he worked six countries on 15-meter phone over the weekend with his EICO 720 transmitter/730 modulator combination, the same friends tried to borrow his copy of the April, 1962, issue.

Donald Berger, KN1VSK/WPE1DXL, 591 Hope St., Providence 6, R. I., is really getting maximum mileage out of his Novice station. He has worked 13 countries (nine confirmed) in five continents (four confirmed) and 31 states. Don's magic wand is a Hy-Gain vertical antenna connected to a Johnson Viking Ranger-II transmitter running 70 watts, and a Hammarlund HQ-145 receiver. . . . **Bob Di Gregorio, WV2ZDK**, 161 Norman Rd., Newark 6, N. J., runs a "Novice galleon" (75 watts) to a Heathkit DX-40 transmitter feeding a 40-meter folded dipole antenna. A Lafayette HE-20 does the receiving. Bob's log lists contacts with 28 states, three Canadian provinces, and England, France, Puerto Rico, and Brazil. Most of the DX was worked on 15 meters, and many of the states were worked on 40 meters. . . . Another "2" who

Keep those pictures, "News and Views," and suggestions for construction projects coming. Address all mail to: Herb S. Brier, W9EGQ, Amateur Radio Editor, POPULAR ELECTRONICS, P. O. Box 678, Gary, Indiana. 73.

Herb, W9EGQ

GUARANTEED!



ORDER NOW
to insure prompt delivery! This remarkable speaker is not available in retail stores. Direct factory sales only. . . and you save a bundle. Price—\$19.95 F.O.B. factory. Shipping weight 18 pounds.

OUTPERFORMS SPEAKERS
COSTING FIVE TIMES MORE OR
YOUR MONEY BACK!

the KENT all new...all wood

only
\$19⁹⁵

FEATURES AND SPECIFICATIONS

24" wide, 10" high, 9" deep; 8" high compliance woofer; 3" hardened tweeter cone; coaxial wound 1" voice coil; silicone treated edge allows for 3/4" cone displacement; Alcomax III 1-lb. 5-oz. magnet; 10,000 gauss flux density; 8 ohm impedance; zero external magnetic field; 40-18,000 cps; up to 30 watt power capacity; 1450 cubic inch volume; Fibreglass acoustic dampening; matched for stereo.

Anglo American Acoustics Ltd. PE63-2
129 Maryland Ave., Freeport, New York

Gentlemen: Enclosed is my check for \$_____.
Please ship me _____ "Kent" natural wood cabinet speaker(s) at \$19.95 each.

I UNDERSTAND THAT THESE SPEAKER SYSTEMS ARE GUARANTEED AND IF I AM NOT COMPLETELY SATISFIED I MAY RETURN FOR A FULL REFUND WITHIN TEN DAYS AFTER RECEIPT.

NAME _____
ADDRESS _____
CITY _____ ZONE _____ STATE _____

GIANT POLY DOLLAR SALE

FREE JUMBO GIFT PAK Includes Transistors, Diodes, Rectifiers, Knobs, Condensers, Coils, Etc., Etc. 25c for handling

PLUS

\$1 FREE POLY PAK OF YOUR CHOICE

BOTH FREE WITH EVERY \$10 ORDER

WORLD FAMOUS POLY PAK KITS—BRAND NEW PARTS

- 25 "TOP HAT" RECTIFIERS, 750 mil silicon
- 10 MICRO SWITCHES, by G-E, 115VAC
- TRANSISTOR SOCKETS, FOR PNP, NPNs, .10 for
- 10 POWER RECTIFIERS, 2 amp stud type silicon
- 25 POWER RESISTORS, 5-50W, asst. to 10kohm
- 10 SWITCHES, power, rotary-micro-toggles
- 60 MICA CONDENSERS, 25mmf—0.1, \$12-val.
- 15 SILICON DIODES, up to 750 mils . . . 15 for
- 40 PRECISION RESISTORS, 1 pct. to 1 meg.
- 50 RADIO 'n' TV KNOBS, asst. colors-shapes
- 15 PNP TRANSISTORS like 2N107, CK722
- 10 ELECTROLYTICS, 5mf to 1000 to 400V, \$18-V
- 10 VOLUME CONTROLS, to 1 meg, worth \$15
- 60 DISC CONDENSERS to .02 to 1 KV. . . . 50 for
- 1000-PC. HARDWARE KIT, shop 'n' hobby use
- 100 ASST. HALF WATT RESISTORS, factory size
- 25 ULTRA SUBMINIATURE CONDENSERS
- 4 SUN BATTERIES, to \$1 1 1/2" sizes; lite sens. w.
- 4 2N107 TYPE TRANSISTORS, PNP 4 for
- 10 TRANSISTOR ELECTROLYTICS, asst. values
- \$25 SURPRISE PAK, coils-resistors-transistors
- 60 COILS 'n' CHOKES, rf. osc. if, 812 val, 60 for
- 15 NPN TRANSISTORS, for shop 'n' hobby use
- 60 CARBON RESISTORS, 1/2-1 2W, 50 ohm-1 meg
- 10 CRYSTAL DIODES, equal 1N34, 1N48, 1N60
- 10 RCA PLUG 'n' JACK SETS for amps-tuners-etc.
- 60 CERAMIC COND, tub' lrs. discs, 25 mmf-.001
- \$25 OF SEMICONDUCTORS
- 100 PRINTED CIRCUIT RADIO PARTS
- 60 SOCKETS-PLUGS
- 60 TUBULAR CONDENSERS .001-.5mf to 1KN
- 50 TERMINAL STRIPS up to 12 points, .50 for
- 100 PARTS SURPRISE worth \$50
- 40 ASST. SUBMINIATURE CONDENSERS

Write for catalog. Mail with check or money order; include postage—avg. wt. per pak 1 lb.; EXPORT orders invited.

POLY PAKS

P.O. Box 942E
So. Lynnfield, Mass.

YOU SAVE MONEY!

RUSH US YOUR LIST OF HI-FI COMPONENTS FOR A VERY SPECIAL GROUP QUOTATION

WRITE FOR FREE AUDIO DISCOUNT CATALOG A-15

New low prices on tape recorders, amplifiers, tuners, loudspeakers, cartridges, etc.

KEY ELECTRONICS COMPANY
120 LIBERTY STREET
NEW YORK 6, N. Y.


New Products

(Continued from page 32)

tional \$27.95. Other accessories include the GRA-22-1 TV cabinet (\$89.95), and the GRA-22-2 all-wood "custom" TV wall mount (\$25.95). (Heath Co., Benton Harbor, Mich.)


BUDGET-PRICED HI-FI SPEAKER

First in Electro-Voice's "Michigan Line" of speakers, the MC8 is a budget-priced hi-fi unit. Its many features include extra-slim styling, a rugged die-cast frame, and an edge-wound voice coil that is 18% more efficient than ordinary coils. Rated at 12 watts on program material and 24 watts peak, the MC8 reproduces frequencies from 50 to 13,000 cycles. The 8" speaker is finished in an attractive Mayan gold baked-on enamel. Price, \$15.00. (Electro-Voice, Inc., Buchanan, Mich.)



OSCILLOSCOPE KIT

Measuring only 4 5/8" x 6 1/4" x 13 1/4" and weighing 7 1/2 lb., the new "Realistic" 3" scope is both compact and portable when assembled. A front panel switch allows selection of either a.c.- or d.c.-coupled vertical amplifiers. The d.c.-coupled sensitivity is one volt peak-to-peak per inch and a.c. sensitivity is 25 mv. r.m.s. per inch. Other features of the 3" scope include blanking, push-pull vertical and horizontal amplifiers, a silicon diode power supply, and direct access to deflection plates for amateur use. The price of the kit is \$44.50. (Radio Shack Corp., 730 Commonwealth Ave., Boston 17, Mass.)



NOW!
at a price
you can afford!


MAKE MORE MONEY in ELECTRONICS TELEVISION-RADIO

**BETTER...MORE COMPLETE...LOWER COST...
WITH NATIONAL SCHOOLS SHOP-METHOD
HOME TRAINING!**

BETTER... Training that is proved and tested in Resident School shops and laboratories, by a School that is the **OLDEST** and **LARGEST** of its kind in the world.

MORE COMPLETE... You learn **ALL PHASES** of *Television-Radio-Electronics*.

LOWER COST... Other schools make several courses out of the material in our **ONE MASTER COURSE** . . . and you pay more for less training than you get in our course at **ONE LOW TUITION!**



Prepare
for your
F.C.C. LICENSE

Be prepared for secure future in

- INDUSTRIAL ELECTRONICS
- COMPUTERS
- GUIDED MISSILE SYSTEMS
- ELECTRONIC CONTROLS
- or go into . . .
- COLOR TV REPAIR
- HI-FI AND SOUND SYSTEMS
- BROADCASTING STUDIOS
- INSTALLATION

TOP PAY... UNLIMITED OPPORTUNITIES LIFETIME SECURITY CAN BE YOURS!

You are needed in the Television, Radio, and Electronics industry! Trained technicians are in growing demand at excellent pay—in **ALL PHASES**, including Servicing, Manufacturing, Broadcasting and Communications, Automation, Radar, Government Missile Projects.

NATIONAL SCHOOLS SHOP-METHOD HOME TRAINING, with newly added lessons and equipment, trains you in your spare time at home, for these unlimited opportunities, including many technical jobs leading to supervisory positions.

YOU LEARN BY BUILDING EQUIPMENT WITH KITS AND PARTS WE SEND YOU. Your National Schools course includes thorough Practical training—**YOU LEARN BY DOING!** We send you complete standard equipment of professional quality for building various experimental and test units. You advance step by step, perform more than 100 experiments, and you build a complete TV set from the ground up that is yours to keep! A big, new TV picture tube is included at no extra charge.

EARN AS YOU LEARN. We'll show you how. Many students pay for their course—and more, while studying.

**GET THE BENEFIT OF OUR
OVER 55 YEARS EXPERIENCE**

APPROVED FOR
GI TRAINING



ACCREDITED
MEMBER



NATIONAL TECHNICAL SCHOOLS

World-Wide Training Since 1905
Write to Dept. R2G
4000 So. Figueroa Street
Los Angeles 37, California

YOU GET...

- 19 Big Kits—**YOURS TO KEEP!**
- Friendly Instruction and Guidance
- Job Placement Service
- Unlimited Consultation
- Diploma—Recognized by Industry
- **EVERYTHING YOU NEED FOR SUCCESS!**

**IMPORTANT
SEE OTHER SIDE**

THESE TWO FREE BOOKS TELL HOW

SEND FOR FREE FULLY-ILLUSTRATED BOOK AND ACTUAL LESSON TODAY. Your own copy of "Your Future In Electronics-Television-Radio" will be mailed to you at once. No salesman will call; there is no obligation. Cut out card along dotted lines, fill in and mail today!
NO POSTAGE NECESSARY.

CUT OUT AND MAIL THIS CARD TODAY

Yes, I want to make more money in Electronics-TV-Radio. Send me your **FREE** Fully-Illustrated Opportunity Book and Actual Lesson today.

RUSH TODAY—NO POSTAGE NECESSARY



Name _____ Age _____

Address _____

City _____ Zone _____ State _____

Check here if interested only in Resident Training at Los Angeles.
Veterans: Give date of discharge _____ R2G-23

NO SALESMAN WILL CALL; NO OBLIGATION ON YOUR PART

DON'T BE HALF-TRAINED

Be a MASTER TECHNICIAN in ELECTRONICS-TV-RADIO

Only N.T.S. offers you ALL 8 PHASES in
ONE MASTER COURSE



**SUCCESS IS THEIRS;
IT CAN BE YOURS TOO!**



I cannot praise N.T.S. enough. I've just graduated and already I have started repairing radios and servicing TV's ... At 53, I'm starting a new life and my diploma from National Technical Schools is my proudest possession.

William E. Eckenrod

As field director of Berean Mission Inc., I have complete charge of our radio work. With the expert advice and training I am receiving from you I can do my own repairs on our recorders and P.A. systems, besides keeping our radios going. My training from N.T.S. helps keep us on the air. I feel privileged to be a member of such a fine institution.

Rev. Enoch P. Sanford



Thanks to N.T.S. I have a business of my own right in my home. I have paid for all my equipment with money earned servicing TV sets. Yes, N.T.S. gave me my start in television.

Louis A. Tabat

I have a TV-Radio shop in Yorkville, Illinois, about 4 miles from my home, and it has been going real good. I started part-time but I got so much work that I am doing it full-time. Thanks to National Technical Schools.

Alvin Spera

ALL 8 PHASES IN ONE MASTER COURSE

**PHASE 1
TELEVISION
INCLUDING COLOR TV**
90% of homes have at least one set. Color TV is becoming more popular daily. TV Stations grow in number, need technicians. Maintenance and repair offer big opportunities.

**PHASE 5
FCC LICENSE
PREPARATION**
FCC License holders have a wide range of top jobs open to them. FCC License now a requirement for most Communication jobs.

**PHASE 2
RADIO—AM & FM**
Radios in homes, cars, schools, all need expert upkeep. Stations expand as FM becomes popular. Now transistors boom entire field.

**PHASE 6
RADAR AND
MICROWAVES**
These are the communications systems of the future, already used in tracking and contacting satellites.

**PHASE 3
INDUSTRIAL
ELECTRONICS**
Computers. Data-Processing machines, Electronic Controls, Guided Missile Systems are new fields where Electronics play a vital role.

**PHASE 7
AUTOMATION
& COMPUTERS**
Automation and Computer electronics are the new tools of industry and commerce. Skilled Technicians in these fields are in great demand at top pay.

**PHASE 4
SOUND SYSTEMS**
New popularity of Hi-Fi-Stereo, as well as industrial sound systems and business intercoms make this a highly specialized and important field.

**PHASE 8
BROADCASTING &
COMMUNICATIONS**
In the entertainment industry, or in commerce, communications and broadcasting have great importance. Installation and maintenance of equipment requires trained technician know-how.

SEE OTHER SIDE

FIRST CLASS

Permit No. 3087

Los Angeles, Calif.

BUSINESS REPLY MAIL

NO POSTAGE STAMP NECESSARY IF MAILED IN THE UNITED STATES

— POSTAGE WILL BE PAID BY —

NATIONAL TECHNICAL SCHOOLS

WORLD-WIDE TRAINING SINCE 1905

4000 So. Figueroa Street
Los Angeles 37, California

RESIDENT TRAINING
AT LOS ANGELES

If you wish to take your training in our famous Resident School in Los Angeles—the oldest and largest school of its kind in the world—check special box in coupon.



Approved for GI Training

NATIONAL TECHNICAL SCHOOLS

WORLD-WIDE TRAINING SINCE 1905

Address correspondence to Dept. R2G

4000 So. Figueroa Street

Los Angeles 37, California

National Technical Schools also offers Complete Home Study Training Programs in Auto Mechanics & Diesel, Air Conditioning, Refrigeration-Electrical Appliances, and Home Appliances Repair. For information and FREE BOOK write the School, Dept. RDC, stating course desired.

Automate Rear View Mirror

(Continued from page 67)

3 and 4 of the control unit—route the cable carefully, so that it won't interfere with your vision while driving.

Now mount photocell *PC1* in a piece of $\frac{1}{4}$ "-i.d. x $1\frac{1}{2}$ "-long metal or fiber tubing. Recess the cell about $\frac{1}{4}$ " from the end of the tubing to shield it from street lamps and other extraneous sources of light. The cell and tubing assembly should then be mounted on an appropriate base and installed on the rear shelf of the car—with the photocell pointed out the rear window. Finally, run a cable from *PC1* to terminals 1 and 2 of the control unit, following the most convenient route. This completes the installation.

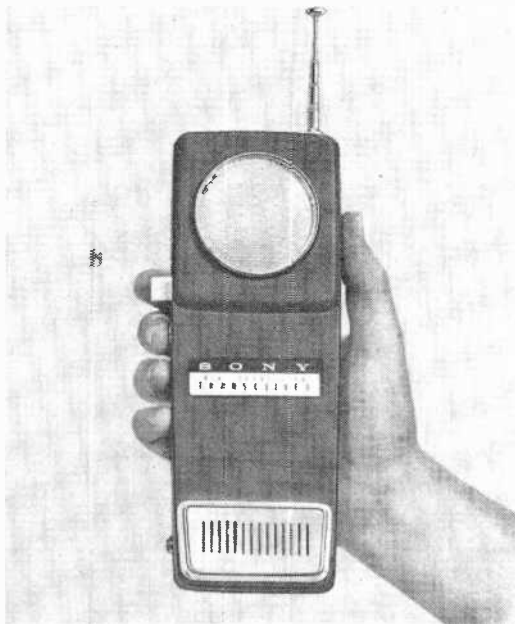
To use the system, leave *S1* open, close *S2*, and adjust *R2* so that the headlights of a car behind you will just flip the mirror to the "dim" position. If *R2* is set for too great a sensitivity, the mirror may respond to sources of light other than auto headlights. To hold the mirror in the "dim" position, close *S1*; to shut off the unit (holding the mirror in the "bright" position), open *S2*. —50—

Curves Quiz Answers

(Quiz on page 51)

- 1 — I Triode vacuum-tube plate characteristic curves.
- 2 — F RL circuit current-growth curve.
- 3 — G Microphone unidirectional cardioid polar pattern.
- 4 — J Tunnel diode voltage-current characteristic curve.
- 5 — D RC circuit current-decay curve.
- 6 — A Transistor common-emitter characteristic curves.
- 7 — C Zener diode current-voltage characteristic curve.
- 8 — H Parallel LC circuit resonance curve.
- 9 — B Series LC circuit resonance curve.
- 10 — E Transformer core hysteresis loop.

SONY CB-901 with SEPARATE MICROPHONE and SPEAKER...



INSURES BETTER RECEPTION CLEANER TRANSMISSION

SONY quality, plus thoughtful design, are the keys to making the SONY CB-901 transceiver the finest on the market. With 9 transistors and press-to-talk keying, the 1-lb. unit uses a separate microphone and speaker to assure noticeably cleaner transmission. Crystal controlled and powered by 8 penlight batteries, the CB-901 has a range of up to 6 miles depending on terrain. In gray only, with batteries, earphone and carrying case. \$149.95 per pair.

SONY®

RESEARCH MAKES THE DIFFERENCE

Also see a demonstration of world famous SONY
Micro-TV and all transistorized radios.

SONY CORPORATION OF AMERICA
580 Fifth Avenue, New York 36, N.Y.



If you've recently changed your address, or plan to in the near future, be sure to notify us at once. We'll make the necessary changes on your mailing plate, and see to it that your subscription continues without interruption. Right now—print the information requested in the space below and mail it to:

**POPULAR ELECTRONICS,
434 So. Wabash Ave.,
Chicago 5, Illinois.**

Name *Please PRINT!*

Account No.

Old Address

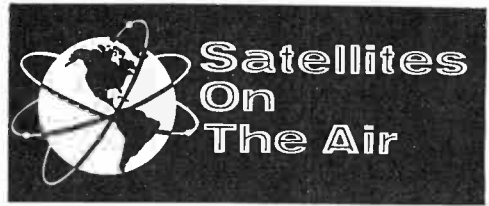
City State

New Address

City Zone State

Mail copies to new address starting withissue.

***(Your Account Number appears directly above your name on the mailing label.)**



The following satellites, launched by the United States, were reported to have beacon and telemetry transmissions as of December 17, 1962. The satellites are listed by their code names, according to frequency; because some transmit on more than one frequency, they appear more than once.

Explorer VII*	19.990 mc.
Discoverer XXXVI	20.005 mc.
Transit IVA	54.000 mc.
Courier IB	107.970 mc.
TIROS I	107.997 mc.
TIROS III	108.000 mc.
Vanguard I*	108.024 mc.
TIROS III	108.030 mc.
Telstar	136.050 mc.
Explorer XV	136.101 mc.
Transit IVA	136.200 mc.
Explorer XVI	136.200 mc.
TIROS IV	136.230 mc.
TIROS V and TIROS VI	136.235 mc.
Ariel	136.408 mc.
Explorer XIV	136.440 mc.
Injun SR-3	136.500 mc.
Alouette	136.590 mc.
Traac*	136.650 mc.
OSO I	136.744 mc.
Transit IVB	136.800 mc.
Anna	136.815 mc.
Explorer XVI	136.860 mc.
TIROS IV	136.920 mc.
TIROS V and TIROS VI	136.922 mc.
Alouette	136.979 mc.
Transit IVA	150.000 mc.
Transit IIA	161.990 mc.
Transit IIA	215.990 mc.
Midas IV	228.200 mc.
Midas IV	232.400 mc.

*Signal may be very weak

There are several more satellites in orbit and may be transmitting. However, these are so-called "secret" satellites launched by the U.S. Air Force.

If you're interested in eavesdropping on satellites, and missed our June 1962 article on the NASA-136 converter, we recommend that you look it up. Easy to construct, this sensitive converter can intercept the satellites operating in the 136-137 mc. band.

Eavesdropping on Satellites

(Continued from page 53)

- (5) Most satellites are modulated by telemetry equipment. This modulation may be quite weak, and audible only on near overhead passes.

Now that you know how and where to listen, you'll also want to know what satellites to listen for. There are at least six, as we mentioned, of which the Tiros group are especially good bets. Here they are, listed in order of ascending frequency.

Telstar. Frequency, 136.050 mc.; period, 157.7 minutes; altitude, 590-3500 miles. Telemetry on several very weak subcarriers. Long period and high altitude make Telstar difficult to catch.

Tiros IV, V, VI. Frequencies, (IV) 136.230 and 136.920 mc., (V and VI) 136.235 and 136.922 mc.; period, (IV and V) 100.5 minutes, (VI) 98.7 minutes; altitude, 420-520 miles. Telemetry on weak

subcarriers 1 kc. above and below carrier. Tiros satellites are moderately strong and pass frequently. Weather map pictures are transmitted on a higher band.

Ariel. Frequency, 136.408 mc.; period, 100.8 minutes; altitude, 247-750 miles. Telemetry sounds like clanking chains, out to ± 15 kc. Ariel's modulation is keyed from the ground and is not always present. Ariel is believed to have suffered major solar cell damage from radiation belts and is transmitting erratically.


Alouette. Frequencies, 136.590 and 136.979 mc.; period, 105.5 minutes; altitude, 600 miles. Telemetry on multitone subcarriers out to ± 20 kc. A wide assortment of beeps and clanks makes Alouette one of the most interesting satellites to log.

Other satellites in the NASA band are probably commanded from the ground and are very elusive. But get Alouette, Ariel, Telstar, and Tiros (IV, V, and VI!) in your log before you start thinking about snatching any of the hard ones!

-50-

TV-RADIO Servicemen or Beginners...

Send for *Coyne's*
7-Volume Job-Training Set
on 7-Day **FREE TRIAL!**



The First
Practical
TV-RADIO-
ELECTRONICS
Shop
Library!

Answers ALL Servicing Problems QUICKLY...
Makes You Worth More On The Job!

Put money-making, time-saving TV-RADIO-ELECTRONICS know-how at your fingertips—examine Coyne's all-new 7-Volume TV-RADIO-ELECTRONICS Reference Set for 7 days at our expense! Shows you the way to easier TV-Radio repair—time saving, practical working knowledge that helps you get the 10¢ money. How to install, service and align ALL radio and TV sets, even color-TV, UHF, FM and transistorized equipment. New photo-instruction shows you what makes equipment "tick." No complicated math or theory—just practical facts you can put to use immediately right in the shop, or for ready reference at home. Over 3000 pages; 1200 diagrams; 10,000 facts!

SEND NO MONEY! Just mail coupon for 7-Volume TV-Radio Set on 7-Day FREE TRIAL! We'll include the FREE BOOK below. If you keep the set, pay only \$3 in 7 days and \$3 per month until \$27.25 plus postage is paid. Cash price only \$24.95. Or return set at our expense in 7 days and owe nothing. Either way, the FREE BOOK is yours to keep. Offer limited, so act NOW!

"LEARNED MORE FROM THEM THAN FROM 5 YEARS WORK!"

"Learned more from your first two volumes than from 5 years work."

—Guy Bliss, New York
"Swell set for either the serviceman or the beginner. Every service bench should have one."—Melvin Masbruch, Iowa.

FREE DIAGRAM BOOK!

We'll send you this big book, "150 Radio-Television Picture Patterns and Diagrams Explained" ABSOLUTELY FREE just for examining Coyne's 7-Volume Shop Library on 7-Day FREE TRIAL! Shows how to cut servicing time by reading picture-patterns, plus schematic diagrams for many TV and radio sets. Yours FREE whether you keep the 7-Volume Set or not! Mail coupon TODAY.



Like Having An Electronics Expert Right At Your Side!

VOL. 1—EVERYTHING ON TV-RADIO PRINCIPLES! 300 pages of practical explanations; hundreds of illustrations.

VOL. 2—EVERYTHING ON TV-RADIO-FM RECEIVERS! 493 pages; fully illustrated.

VOL. 3—EVERYTHING ON TV-RADIO CIRCUITS! 336 pages; hundreds of illustrations, circuit diagrams.

VOL. 4—EVERYTHING ON SERVICING INSTRUMENTS! How they work, how to use them. 368 pages; illustrated.

VOL. 5—EVERYTHING ON TV TROUBLESHOOTING! Covers all types of sets. 437 pages; illustrations, diagrams.

VOL. 6—TV CYCLOPEDIA! Quick and concise answers to TV problems in alphabetical order, including UHF, Color TV and Transistors; 868 pages.

VOL. 7—TRANSISTOR CIRCUIT HANDBOOK! Practical Reference covering Transistor Applications; over 200 Circuit Diagrams; 410 pages.

BOOKS HAVE BRIGHT, VINYL CLOTH WASHABLE COVERS!
FREE BOOK—FREE TRIAL COUPON!

Educational Book Publishing Division
COYNE ELECTRICAL SCHOOL
1455 W. Congress Parkway, Dept. 23-PE, Chicago 7, Ill.
Yes! Send me COYNE'S 7-Volume Applied Practical TV-RADIO-ELECTRONICS Set for 7-Days FREE TRIAL for offer. Include "Patterns & Diagrams" book FREE!

Name Age
Address
City Zone State

Check here if you want Set sent C.O.D. Coyne pays postage on C.O.D. and cash orders. 7-Day Money-Back Guarantee.

Coyne

Educational Book Publishing Division
ELECTRICAL SCHOOL
1455 W. Congress Parkway Dept. 23-PE Chicago 7, Illinois

Your Copies of **POPULAR ELECTRONICS**



**ARE
VALUABLE**



**KEEP THEM NEAT . . . CLEAN . . .
READY FOR INSTANT REFERENCE!**

Now you can keep a year's copies of POPULAR ELECTRONICS in a rich-looking leatherette file that makes it easy to locate any issue for ready reference. Specially designed for POPULAR ELECTRONICS, this handy file—with its distinctive, washable Kivar cover and 16-carat gold leaf lettering—not only looks good but keeps every issue neat, clean and orderly. So don't risk tearing and soiling your copies of POPULAR ELECTRONICS — always a ready source of valuable information. Order several of these POPULAR ELECTRONICS volume files today. They are \$2.50 each, postpaid—3 for \$7.00, or 6 for \$13.00. Satisfaction guaranteed or your money back. Order direct from:

JESSE JONES BOX CORP. Dept. PE
(Established 1843)
Box 5120 Philadelphia 41, Pa.

Wanted: Electronic Paul Revere
(Continued from page 43)

ceiver would make a loud buzzing noise or actuate a visual alarm in case of emergency. Since electrical utilities serve 96% of the population, and 99% of the people in heavily populated areas, the NEAR system would solve the coverage problem.

But modern electronic technology has created some new, unexpected problems for NEAR. The Michigan tests were conducted with a 240-cycle warning signal, the fourth harmonic of the 60-cycle system frequency. However, ambient voltages at the signal system frequency must be at minimum levels of 0.3 volt or less for successful operation of the NEAR system.

Fortunately, the fourth harmonic of 60 cycles—240 cycles—is rarely found on power systems. But when silicon-controlled rectifiers are used for load control purposes, a source of fourth harmonic voltages exists. In one instance, two residential light dimmers (using SCR's) were found capable of producing sufficient 240-cycle voltage to activate a NEAR receiver on the same circuit.

Because of the widespread use of SCR's, NEAR must go to non-harmonic generation—a system requiring a basically different means of signal generation. Extensive tests involving ten new NEAR transmitters are already under way, with several utilities participating, and are scheduled for completion this year. The attack warning frequency being considered for the non-harmonic system is 255 cycles.

One method of producing a 255-cycle frequency is to use a static inverter to generate a three-phase balanced output. And, interestingly enough, the inverter-type generator uses SCR's as its basic frequency-producing element.

If the technical problems of NEAR seem fairly well under control, the problems of system financing, operation, and maintenance remain to be solved. The Office of Civil Defense (OCD) prefers to assign the whole procurement and management responsibility to the utility

companies—have them procure, install, and maintain the generating equipment and the home receivers.

Conceivably, the Federal Government could purchase and provide the generative equipment to utilities, and the receivers to individual families. If the householder were asked to procure his own "black box," then he might be exposed to all kinds of gadget offers of varying value and reliability.

The utilities themselves, while anxious to cooperate on NEAR, are not wholly ready to undertake the procurement and management role. They envision ticklish problems of rate adjustment, charges of profiteering and consumer exploitation, and the troublesome matter of liability for injury and damage resulting from false or premature signals.

Considering that the receivers will account for 80 to 85% of the system cost and possibly 90% of the reliability problem, the key to the organization and management of the NEAR system will be at the receiving end—the control, handling, inspection, and maintenance of the "black boxes."

Then, of course, the question comes up: "What happens when I get the warning signal? I don't have a fallout, blast, or thermal shelter. Where do I go?" Needless to say, countless problems remain to be solved before we can all rest assured that we really have an "Electronic Paul Revere."
—30—



"... And when they hit it with a fly swatter—BOOM—it blows them to smithereens!"

Superior's New Model 820

TUBE TESTER

TESTS ALL MODERN TUBES
INCLUDING THE NEW



- ✓ NOVARS
- ✓ NUVISTORS
- ✓ 10 PINS
- ✓ 12 PIN COMPACTRONS

SPECIFICATIONS:

- Employs new improved emission circuit.
- Tests over 850 tube types.
- Tests 0Z4 and other gas filled tubes.
- Employs new 4" meter with sealed air-damping chamber resulting in accurate vibrationless readings.
- Use of 26 sockets permits testing all popular tube types.
- Dual Scale meter permits testing of low current tubes.
- 7 and 9 pin straighteners mounted on panel.
- All sections of multi-element tubes tested simultaneously.
- Ultra-sensitive leakage test circuit will indicate leakage up to 5 megohms.

Model 820 comes complete with tube charts and instructions; \$38.50 housed in handsome, portable, Saddle-Stitched Texon case. Only

SHIPPED ON APPROVAL
NO MONEY WITH ORDER — NO C. O. D.

Try it for 15 days before you buy. If completely satisfied then send \$5.00 and pay balance at rate of \$5.00 per month until total price of \$34.50 (plus postage) is paid — No Interest or Finance Charges Added! If not completely satisfied, return to us, no explanation necessary.

MOSS ELECTRONIC, INC.
DEPT. D-940, 3849 Tenth Ave., New York 34, N.Y.
Please rush Model 820. If satisfactory, I will pay on terms specified. Otherwise I will return tester.
Name _____
Address _____
City _____ Zone _____ State _____
all prices net, F.O.B. N.Y.C.

EARN Electronics DEGREE

You can earn an A.S.E.E. degree at home. College level HOME STUDY courses taught so you can understand them. Continue your education, earn more in the highly paid electronics industry. Missiles, computers, transistors, automation, complete electronics. Over 27,000 graduates now employed. Resident school available at our Chicago campus—Founded 1934. Send for free catalog.

AMERICAN INSTITUTE OF ENGINEERING & TECHNOLOGY
1137 West Fullerton Parkway, Chicago 14, Ill.


NEW MAGIC RADIO WALKIE TALKIE!
TALK THRU ANY RADIO TO ANYONE ANYWHERE!
Sends your voice to any car or house radio. Works up to 1-2 miles from car to car or 1-2 of more blocks house to house depending on local conditions. JUST PUSH BUTTON TO TALK — NO COMPLICATED HOOKUPS OR WIRES—ANYONE CAN USE IT. Transistor powered by flashlite batteries. NO LICENSE OR PERMITS NEEDED. GUARANTEED TO WORK. 1 YR. SERVICE GUARANTEE. SHOULD LAST FOR YEARS! (cash, ck, mo) and post program \$19.95 (OD) postage or send \$12.99 for postpaid delivery. Ready to operate, with clear instructions. Order your Radio-Talkie today—now!
WESTERN RADIO Dept. TEL-2 Kearney, Nebr.

B. S. DEGREE IN 36 MOS.

INDUSTRY AND GOVERNMENT NEED 50,000 NEW ENGINEERS EACH YEAR!
Accelerated year-round program puts you in the job-market a whole year early! Accredited. Aero., Chemical, Civil, Electrical, Mechanical, Electronics; Math, Chemistry, Physics. Also diploma in Engineering in 27 months. Quality instruction; widely recognized. Graduates employed coast to coast. Self-help program. Moderate rate. Start March, June, Sept., Jan. Catalog:

INDIANA INSTITUTE of TECHNOLOGY

(Formerly Indiana Technical College)
1614 E. Washington Blvd., Fort Wayne 2, Indiana



Send

POPULAR ELECTRONICS

Every Month

NAME.....

ADDRESS.....

CITY.....ZONE.....STATE.....

Check one:

- 3 years for \$10
- 2 years for \$7
- 1 year for \$4

in the U. S. and possessions.

- Payment Enclosed
- Bill Me

Foreign rates: Canada and Pan American Union countries, add .50 per year; all other foreign countries, add \$1 per year.

- New
- Renewal

Mail to:

POPULAR ELECTRONICS

Dept. 6852, 434 S. Wabash Ave.

Chicago 5, Ill.

Short-Wave Report

(Continued from page 82)

Current Station Reports

The following is a resume of current reports. At time of compilation all reports are as accurate as possible, but stations may change frequency and/or schedule with little or no advance notice. All times shown are Eastern Standard and the 24-hour system is used. Reports should be sent to P.O. Box 254, Haddonfield, N.J., in time to reach your Short-Wave Editor by the eighth of each month; be sure to include your WPE call letters and the make and model number of your receiver. We regret that we are unable to use all of the reports received each month, due to space limitations, but we are grateful to everyone who contributes to this column.

Australia—Melbourne has a new xmsn to N.A. at 0715-0815 on 9580 kc.; the DX program is aired on Sundays at 0800. Other Eng. xmsns were noted recently at 0314-0415 on 11,710 and 9570 kc. to the British Isles and Europe, with the DX show on Sundays at 0400; and at 0500-0714 on 9570 kc. to Eastern Asia and the N. W. Pacific Islands area.

Brazil—A new station is *R. Itatiaia*, 3315 kc., Belo Horizonte. It was noted from 1707 with popular Brazilian music and Portuguese language, frequent ID's and time checks. Power is 500 watts.

Canada—A new DX program from Montreal is being broadcast to Africa at 1332-1415 and to Europe at 1545-1630, both xmsns on 15,320, 11,720, and 9630 kc.; to the Caribbean at 1800-1830 on 15,190, 11,720, and 9625 kc.; and to Australasia at 0330-0400 on 9630 and 5970 kc. The German version will be aired at 1315-1330 on 15,320, 11,720, and 9630 kc. The Eng. version will be on every other Saturday, the German every other Sunday. *R. Canada's* Northern Service is now broadcast at 2000-0200 on 6120 kc., replacing 5970 kc.

China—Peking, 5320 kc., has been noted with a fair signal at 1735, with Chinese music and native language. China Press Agency, Peking, 5525 kc., has been noted "good" at 0720 with Chinese, weaker by 0730. The 11,975-kc. outlet is heard on Saturdays to N.A. at 2000-2055 with native language lessons, and at 2100 and 2200 with Eng. news; this channel duals 11,945, 11,780, 9945, 9480, and 7480 kc.

Curacao—Continental Electronics of Dallas, Texas, has been awarded the one-million dollar contract for construction of the new Trans-World Radio transmitters to be located in this country. The contract calls for two 250-kw. xmtrs and one 50-kw. unit, plus allied equipment. The 50-kw. xmtr will be for medium-wave service.

Ecuador—A station on 6260 kc. with the possible call-sign of HCMM6 is noted from 2345 to 0000 s/off. They sign off with the "March From the River Kwai"; the ID seemed to be *Radio Centinen*. At each quarter hour, the letters "CNF" and

"BFBH" were announced, and many references were made to Ecuador.

Ethiopia—R. Addis Ababa is heard on 15,295 kc. at 1300-1330 in Eng., and to 1350 in French—with French news at 1345; they sign off with a march. The 11,955-kc. outlet is also heard at 1510-1530 in Eng. to W. Africa. Reports are welcomed; their QSL shows a picture of the Nile River. Address reports to P. O. Box 1364, Addis Ababa.

Germany (East)—The current schedule for R. Berlin International is 0700-0800 and 0900-1000 (hours may vary on Sundays) on 15,280 kc., and 1100-1130 on 11,765 and 15,340 kc.


Germany (West)—The winter Eng. schedule from Cologne remains as given last month with the exception of the 1530-1610 xmsn to the West Coast which is now on 5980 kc. (replacing 11,795 kc.) and 9735 kc. Other Eng. xmsns: to Africa at 0100-0130 on 11,795 and 15,275 kc., and at 1235-1315 on 15,285 and 17,815 kc.; to Australia and the Far East at 1620-1700 on 6015, 7235, and 9735 kc. and at 0350-0430 on 15,410, 17,845, and 21,705 kc.; to Indonesia at 0800-0830 on 15,275, 17,845, and 21,705 kc.; to the Middle East at 0230-0340 on 17,845 and 21,705 kc., and at 1040-1110 on 9545 and 11,905 kc.

Ghana—The most recent schedule from Accra shows the following xmsns in English: on 6070 kc. to W. Africa at 0945-1030, 1200-1245, 1500-1545, and 1630-1715; on 9545 kc. to W. Africa at 1630-1715; on 11,800 kc. to Sudan and Ethiopia at 1330-1415 and to Europe at 1550-1635; on 15,190 kc. to Sudan and Ethiopia at 0900-0945; on 15,287 kc. to S. Africa at 1500-1545; on 17,910 kc. to E. Africa at 0945-1030 and to the Congo and Central Africa at 1130-1215; and on 21,545 kc. to S., S.W., & S.E. Africa at 0945-1030. Reports should go to P. O. Box 1633, Accra.

Greece—Athens has Eng. to W. Europe on 17,745 kc. and is heard at 1215-1245.

Guinea Republic—Conakry has been testing on 5978 kc. around 0300 with W. African music and French anmts. The 11,970-kc. outlet is heard well at 1730-1930 with French and mostly African music but with some American and Latin American tunes.

Iraq—Baghdad is heard on a new frequency of 3240 kc. at 2130 with ID in Kurdish, then chanting; news is given at 2200. English was noted on 9635, 6095, and 6030 kc. at



The listening post of Robin Martin, WPE2GEH, Glen Head, N. Y., is equipped with two Hallicrafters receivers, an SX-62A and a S-107, plus a Philco amplifier. With 46 countries heard, Robin has 16 veries. His antenna is a 20-meter dipole.

•NC-190

Double conversion receiver with National's exclusive Dial Selector! Product detector and ferrite filter selectivity—special AVC, 60:1 Dial Vernier for unequaled tuning ease. \$219.95.



•NC-105

New all-band receiver designed exclusively for the shortwave listener, novice, and Hi-Fi fan. S meter, Q multiplier. Exclusive tuner output for use with your Hi-Fi system. \$119.95. NC-105W in handsome walnut case. \$139.95.



•NC-60

Perfect choice for the beginning shortwave listener. This superheterodyne all-band receiver with giant dial has electrical bandspread and built-in speaker. Thousands in use throughout the world. \$59.95.



•NC-140

Brand new! Double-conversion all-band receiver with National's famous Dial Selector and Q multiplier selectivity. RF Stage and S-meter. No other receiver compares in value. \$189.95.



NATIONAL RADIO COMPANY, INC.

A Wholly Owned Subsidiary of National Company, Inc. Melrose 76, Massachusetts

Rush Me Free Your Complete Guide to National Receivers!

Name.....
Address.....
City.....State.....

Interested in Amateur / Shortwave Radio?
NEW RECEIVER GUIDE FREE from National®

Just out! National's complete receiver guide. All the facts and specs you need to choose the very best in amateur/shortwave equipment. Describes, in complete detail all of the superb equipment built by National — including:

GET INTO ELECTRONICS
V.T.I. training leads to success as technicians, field engineers, specialists in communications, guided missiles, computers, radar, automation. Basic & advanced courses. Electronic Engineering Technology, an ECPD accredited Technical Institute curriculum. Assoc. degree in 29 mos. B.S. obtainable. G.I. approved. Start Feb., Sept. Dorms, campus. H.S. graduate or equivalent. Catalog. VALPARAISO TECHNICAL INSTITUTE Department PE, Valparaiso, Indiana

FANTASTIC SALE
New, tested and guaranteed class-B complete with tubes, transistors and crystals only \$6. each Ptd. Take your pick. #1 5W 27 mc CB transmitter. #2 5W 50 mc "ham" transmitter. #3 100mw 27mc transistorized CB transmitter. #4 27mc crystal controlled converter for broadcast band radios. #5 50mc crystal controlled converter for broadcast band radios. #6 TNS type noise limiter & squelch. #7 27mc signal booster amplifier.
Quantity is very limited—order today.
VANGUARD ELECTRONIC LABS Dept. E-2
190-48 99th Ave. Hollis 23, New York

electronics degree in 27 months
Enjoy higher income . . . advancement. Major corporations visit us regularly to interview and employ seniors. **BACHELOR OF SCIENCE DEGREE IN 27 MONTHS** in Electrical Engineering (Electronics or Power major), Mechanical, Aeronautical, Chemical, Civil Engineering. **IN 36 MONTHS** a B. S. Degree in Business Administration. One-year Drafting-Design Certificate Program. Small classes. More professional class hours. Well-equipped labs. Campus. Dorms. new library. Moderate costs. Founded 1881. Enter Mar., June, Sept., Jan. Write J. D. McCarthy for Catalog and "Your Career" Book.
TRI-STATE COLLEGE 3623 College Ave. Angola, Indiana



**SELL YOUR USED
EQUIPMENT Through
POPULAR ELECTRONICS'
Classified Columns!**

The 400,000 readers of **Popular Electronics** are interested in your used electronic gear or components. If you have something to sell, let the readers of **Popular Electronics** know about it through the classified advertising columns. It costs very little—**60 cents a word**, including your name and address. Minimum message—10 words.

For
further
information
write:

Martin Lincoln
POPULAR ELECTRONICS
One Park Avenue
New York 16, N. Y.

1630-1700; on 9635 kc. at 1745-1756; and on 6095 kc. at 1830-1855.

Japan—The latest schedule released by *R. Japan* shows these native language xmsns, all of which also include English: to N.A. at 1830-1930 on 11,705, 11,780, and 15,135 kc. (Japanese); to N.A. and L.A. at 2100-2300 on 9525, 11,705, 11,780, and 15,235 kc. (Spanish and Japanese); to Hawaii at 0030-0200 on 11,815 and 15,235 kc. (Japanese); to Europe at 0115-0345 on 11,705, 11,780, and 15,135 kc. (Russian, German, French, Italian, Swedish, Japanese); to Australia and New Zealand at 0430-0530 on 11,875 and 15,235 kc. (Eng. only); and to the Philippines and Indonesia at 0730-0930 on 9525 and 11,780 kc. (Indonesian).

Luxembourg—According to a schedule from *R. Luxembourg*, this station is now using 15,175 kc. for their 1530 xmsn. Has anyone heard it?

Netherlands—There are a few changes in the schedule given last month. English is now being broadcast from Hilversum to Australia and New Zealand at 0200-0250 on 11,730, 9715, and 9630 kc.; to Europe & N.A. at 1625-1720 on 9715 and 6085 kc. (also 6020 kc. to Europe); to N.A. at 2030-2120 on 6035 and 5985 kc. (alternate frequency is 9590 kc.); and to Europe and Africa at 1430-1520 on 9715 and 6020 kc. The "Happy Station" program is beamed to N.A. on Sundays only at 2100-2230, and the "DX Juke Box" show is aired on Thursdays. There are also two special Eng. xmsns to N.A. on Tuesdays and Fridays only at 1030-1045 on 17,810 and 15,445 kc. and at 1415-1430 on 11,710 and 9630 kc.

Nigeria—A new station is Kaduna, on 6090 kc., noted at 1620 with Hausa chanting. An ID was given at 1630.

Pakistan—Those who need this country might try listening for Karachi at 1400-1430 on 11,672 kc., at 2100-2115 on 11,885 kc., or at 0835-0850 on 17,885 kc. English news is given at the times indicated, with dictation-speed news on the latter xmsn.

Peru—OAX10, reported last month as being on 5680 kc., has not been heard in recent weeks and may have returned to 3380 kc. *R. Atlantida*, Iquitos, 9625 kc., has opened their 5180-kc. counterpart, although it is not shown in their latest QSL; rated at 500 watts, it was noted around 2132 in Spanish. *R. Juliaca*, Juliaca, has moved to 5081 kc., and has been around 2241-2303 with commercials and request programs in Spanish; even in Brazil, this station is very difficult to hear due to a number of local c.w. xmtrs.

Portugal—Lisbon is again using 6185 kc. (replacing 9740 kc.) in dual to 6025 kc. at

"ABBREVIATIONS" LEAFLET

Your Short-Wave Editor is pleased to announce that a new leaflet is now available for distribution. Entitled "Radio Abbreviations," it lists many of the abbreviations commonly used in short-wave listening, and a few used in ham radio. Ask for Leaflet O, and please enclose five cents in stamps or coin. Send your request to: Hank Bennett, Short-Wave Editor, POPULAR ELECTRONICS, P. O. Box 254, Hadonfield, N. J.

SHORT-WAVE ABBREVIATIONS

amst -Announcement	m.w. -Medium-wave
c.w. -Morse code	N.A. -North America
db -Decibels	OSL -Verification
DX -Distance	R. -Radio
Eng. -English	s/off -Sign-off
ID -Identification	s/on -Sign-on
IS -Interval signal	VOA -Voice of America
kc. -Kilocycles	xm-s -Transmission
kw. -Kilowatts	xmtr -Transmitter

2100-2145 (Sundays to 2130) and at 2245-2330 (Sundays to 2315) to N.A. in English.

Rumania--English is scheduled from Bucharest as follows: to Europe at 1430-1500 on 9510, 7195, and 6190 kc. and at 1600-1630 and 1730-1800 on 7195 and 5990 kc.; to N.A. at 2030-2130, 2200-2230, and 2330-0000 on 15,380, 9590, 9510, 7225, 7195, and 6190 kc. (also at 2200-2230 and 2330-0000 on 9570 kc.); to the Near & Middle East at 1400-1430 on 9510, 7195, and 6190 kc.; to Asia at 1000-1030 on 15,250 kc.; and to Africa at 1000-1030 on 15,380 and 11,810 kc.

Sarawak--R. *Sarawak*, Kuching, is now scheduled in Eng. at 1755-1915 on 4950 and 7160 kc., at 2300-0030 on Wednesdays on 7270 kc., and at 0930-1000 Saturdays on 4835 and 4950 kc.

South Africa--Paradys has been noted on these channels: on 7295 kc. at 2230-2300 in Eng. & Afrikaans Commercial Service, with ads, music, time checks, and with Afrikaans news at 2245 and s/off at 2300; on 9525 kc. to S. & S.W. Africa with Eng. news at 1530; on 9720 kc. in the Commercial Service at 0105-0110 with music, ads, and acknowledgment of requests, all-English; on 15,085 kc. at 1200-1210 with news in native language, music to 1215, Eng. news to 1225, music to 1230, "Preview Time" to 1245, then native language. The signal is also good from 1515 to 1527/close. *Springbok Radio*, on 21,690 kc., has Eng. news at 0600.

Spain--Madrid is presently scheduled for broadcasts to England at 1520-1550 and to the U.S. at 2215-2300, 2315-0000, and 0015-0100 at 6130 and 9360 kc.; all-English.

Spanish Guinea--R. *Ecuatorial*, Bata, Rio Muni, 7850 kc., now uses 5 kw. and runs to around 1700, but it may still be on to 1720 at times; all-Spanish. It has been noted as early as 1400. S/off is with "Viva Franco! Arriba Espana."

Sudan--Omdurman has been found on 9512 kc. with Arabic chants from 1415; Arabic news at 1555; s/off at 1600.

Swan Island--R. *Americas* is operating on 1165 kc. (a move from 1160 kc.), irregularly on 6005 kc. (a move from 6000 kc.), and on 11,800 kc. (new) with the same schedule here last month. Your Short-Wave Editor has noted a large increase in the signal on 1165 kc., which reaches 70 db over S9 at times. Early reports indicate that the 11,800-kc. outlet may only be used at 1230-1400.

Switzerland--The DX program from R. *Switzerland* is now being broadcast on Saturdays at 2100-2115. The schedule now reads: to N.A. at 2030-2145 (Sundays to 2215) on 6165, 9535, and 11,865 kc.; to S. E. Asia & Japan at 0745-0900 (Sundays to

COYNE
TRAINS YOU
IN SPARE TIME
AT HOME

TELEVISION
COLOR TV-
RADIO-ELECTRONICS

Only from famous COYNE do you get this modern up-to-the minute TV Home Training. Easy to follow instructions—fully illustrated with 2150 photos and diagrams. Not an old Radio Course with Television tacked on. Includes UHF and COLOR TV. Personal guidance by Coyne Staff. *Practical Job Guides* to help you EARN MONEY QUICKLY IN A TV-RADIO SALES AND SERVICE BUSINESS—part time or full time. COSTS MUCH LESS—pay only for training—no costly "put together kits."

SEND TODAY FOR FREE BOOK

SEND COUPON or write to address below for Free Book and full details including EASY PAYMENT PLAN. NO COST OR OBLIGATION—NO SALESMAN WILL CALL.



B. W. COOKE
Pres.

COYNE
ELECTRICAL SCHOOL

FOUNDED 1899

CHARTERED AS AN EDUCATIONAL INSTITUTION NOT FOR PROFIT
1501 W. Congress Pkwy. Dept. 23-H2, Chicago 7, Ill.

COYNE Television Home Training Div.
New Coyne Building, Dept. 23-H2
1501 W. Congress Pkwy., Chicago 7, Ill.

Send FREE BOOK and details of your Television Home Training offer.

Name _____
Address _____
City _____ State _____

NOW! FOR A REWARDING CAREER

LEARN TECHNICAL WRITING or ILLUSTRATING

High-Pay Professional Opportunities for men with Electronics experience!

2 New HOME-STUDY COURSES

SPONSORED BY NATIONAL DATA COMPANY — for applicants with 2 years school or electronics experience. Minimum age 21. Requires high school education or equivalent. URGENT NEED FOR TRAINED MEN. PROFESSIONAL CAREER — HIGH EARNINGS — ADVANCEMENT — SECURITY.

KEEP MOVING UP IN ELECTRONICS

WRITE FOR FREE BULLETIN

Send outline of your education and electronics experience to Mr. Earl Hamilton, Director of Training, Technical Schools Division, Dept. N-12, NATIONAL DATA COMPANY, 1707 UNIVERSITY AVE., SAN DIEGO 3, CALIFORNIA

ON LAND-SEA-IN THE AIR

BIG MONEY Awaits TRAINED TECHNICIANS in TELEVISION—RADIO—ELECTRONICS

EARN AS YOU LEARN!

at home with CHRISTY'S complete Shop-Method Training course. Who's be satisfied with less? 19 Training Kits sent. Send for 3 FREE BOOKS. No obligation.

CHRISTY TRADES SCHOOL

Dept. T-1214

3214 W. Lawrence

Chicago 25



0930) on 17,795 kc. (replacing 21,520 kc.), 15,315 and 9665 kc.; to Australia, New Zealand, and the Far East at 0400-0515 (Sundays to 0545) on 17,795 kc. (replacing 21,520 kc.), 15,315 and 11,865 kc.; to the Middle East at 1145-1300 (Sundays to 1330); to India and Pakistan at 0945-1100 (Sundays to 1130) on 15,305 kc. (replacing 15,315 kc.), 11,865 and 17,795 kc.; to the United Kingdom and Ireland at 1345-1500 (Sundays to 1530) on 6055 and 9665 kc.; to Africa at 0200-0315 (Sundays to 0345) on 11,715, 15,305, and 17,795 kc., and at 0945-1100 (Sundays to 1130) on 21,520 kc.

Tunisia—According to a schedule from R. Tunis, they now use 6095 kc. at 2330. Has anyone heard this xmsn?

USA—During the recent Cuban crisis, the VOA used numerous m.w. stations for beaming their programs to Cuba. One reportedly was WCKY, 1530 kc., Cincinnati.

Point Barrow Radio. Point Barrow, Alaska, has a weather report at 2150 on approximately 2500 kc.

WINB, Red Lion, Pa., will operate on 17,735, 11,920, and 9610 kc., plus another undisclosed channel, according to an unofficial statement by a member of the station personnel. Also unofficial was the time of operation, which was said to be 1000-1700.

WRUL has been sold, subject to FCC approval, by Metromedia, Inc., to the International Educational Broadcasting Corp., a major stockholder of which is the Mormon

Church. The station plans to continue its commercial format.

USSR—R. Ulan Bator, Mongolia, 10,886 kc., opens at 1755 with an IS on a fluted instrument. Another report indicates reception from 1702 s/on, with semi-classical music noted from 1717, talks at 1704 and 1727.

Tchita has been noted with a weak signal on 15,160 kc., opening at 2000 with Russian news.

Vatican City—New broadcasts to North and South America are heard at 1950-2005 daily on 7250 and 9675 kc. Another test program has been noted at the same time on 9645 kc. The 11,740-kc. outlet is still heard well, with Eng. at 1000-1015 and 1320-1330.

Venezuela—YVVO, Caracas, 6170 kc., has an Eng. newscast at 2050-2100 on Sundays. YVSC, Caracas, 9640 kc., listed as inactive, has been heard from 0500 to 0520 at good level; all-Spanish.

Windward Islands—The latest schedule issued from St. Georges reads as follows: at 1030-1230 on 5010, 6080, and 9520 kc., at 1458-1740 on 5010 and 15,085 kc., and at 1740-2115 on 3280 and 9499 kc.

Medium-Wave Station. PJA6. R. Victoria, Aruba, Netherland Antilles, listed in December, 1962, as being on 920 and 940 kc., has moved to 905 kc. and is now being widely reported. The best time to hear it seems to be from about one hour after sunset to about 2100.

-30-

SHORT-WAVE CONTRIBUTORS

Pete Kemp (WPE1CBV), Stamford, Conn.
 Richard Margery (WPE1DRT), Somerville, Mass.
 Jay Archambault (WPE1ECO), Easton, Conn.
 Thomas Hart (WPE1EGH), Hyde Park, Mass.
 Roger Tarkowski (WPE1E1Z), Fairfield, Conn.
 David Sumner (WPE1EKO), Norwich, Conn.
 C. A. Bugbee (WPE1UO), Manchester, N. H.
 Thomas Sundstrom (WPE2AJ), Stockton, N. J.
 Thomas Campanile (WPE2CK1), Brooklyn, N. Y.
 Paul Kreisinger (WPE2EKG), Clifton, N. J.
 Douglas Frederick (WPE2EQV), Corona, N. Y.
 A. A. Calviello (WPE2FAE), Brooklyn, N. Y.
 Craig Kleinfield (WPE2FCV), Maywood, N. J.
 Ira Vedlin (WPE2FDD), Brooklyn, N. Y.
 Henry Marbach (WPE2FHU), White Plains, N. Y.
 Larry LaDuc (WPE2FJ), Ticonderoga, N. Y.
 Robert Grill (WPE2FZJ), Huntington, N. Y.
 Frank LeVeness (WPE2GES), Queens Village, N. Y.
 George Hautsward (WPE2GOB), Flushing, N. Y.
 Geoffrey Tobias (WPE2HGO), Freeport, N. Y.
 Nicholas Nicasro (WPE2HHS), Hoboken, N. J.
 Robert Griffith (WPE2IBT), Mt. Holly, N. J.
 Tim Doyle (WPE2IHR), Saddle River, N. J.
 Sandra Bailey (WPE2INJ), Elmira, N. Y.
 Michael Hambrook (WPE2INV), Holbrook, N. Y.
 Joseph Byrns (WPE2IX), Jamaica, N. Y.
 Thomas Zaleski (WPE2IXB), Jersey City, N. J.
 William Dickerman (WPE3BEB), Williamsport, Pa.
 James Gill (WPE3CGF), Philadelphia, Pa.
 Victor Orlando, Jr. (WPE3CT), Havertown, Pa.
 Robert Boyer (WPE3CKM), Pottstown, Pa.
 Theodore Bauer (WPE3CVR), Baltimore, Md.
 Robert Sharkey (WPE3DYG), Pittsburgh, Pa.
 Richard Newman (WPE3ECF), Danville, Pa.
 George Cox (WPE3NF), New Castle, Del.
 Grady Ferguson (WPE3BC), Charlotte, N. C.
 James Smith (WPE3CB1), Opa-Locka, Fla.
 William Pate, Jr. (WPE3CVR), Lawrenceville, Ga.
 Robert Stack (WPE4ESP), Columbia, Tenn.
 Ronald Schatz (WPE4EVF), Miami Beach, Fla.
 Rocco Calabrese (WPE4FAG), Miami, Fla.
 Dick Lipscomb (WPE4FCS), Norfolk, Va.
 Frank Wurst (WPE4FFT), Miami, Fla.
 Will White, III (WPE4FNR), Lexington, Ky.
 Joseph Agrella (WPE4FNS), Fort Lauderdale, Fla.
 Jeff Jones (WPE4FOK), Denbich, Va.

Danny King (WPE4FUC), Madison, Tenn.
 Jim Cumble (WPE5AC), Dallas, Texas
 William Bing (WPE5AG), New Orleans, La.
 Jack Keene (WPE5BVP), Houston, Texas
 Richard Allen (WPE5BD), Billings, Okla.
 William Paperman (WPE5CUC), Houston, Texas
 Pedro Vasquez (WPE5RF/6), Antigo, Wis.
 Matt Collins (WPE6BZM), Los Angeles, Calif.
 Bill Lund (WPE6CJ), Manhattan Beach, Calif.
 James MacFarlane (WPE6DX), Granada Hills, Calif.
 Craig Caston (WPE6DYV), Granada Hills, Calif.
 L. E. Kuncy (WPE6AD), Detroit, Mich.
 George Schuabel (WPE6MO), Ashstahula, Ohio
 Ken Riley (WPE6FKR), Berkley, Mich.
 Dan Wilt (WPE6HF), Akron, Ohio
 Mike Kander (WPE6MS), Dayton, Ohio
 Richard Powers (WPE6IH), Detroit, Mich.
 Bill Szatkowski (WPE6BSE), Chicago, Ill.
 J. P. Arendt (WPE6DX), Aurora, Ill.
 Richard Martens (WPE6DZK), Milwaukee, Wis.
 Don Allen (WPE6EJR), Covington, Ind.
 Mike Kaeser (WPE6EPS), Madison, Wis.
 John Beaver, Sr. (WPE6AE), Pueblo, Colo.
 Bill Holscher (WPE6ATE), Webster Groves, Mo.
 Martin Cummings (WPE6ATR), St. Louis, Mo.
 Bob Yu Asensi (DUOPE4), Zamboanga City, P. I.
 Jack Perolo (PE3PEIC), Sao Paulo, Brazil
 John Yokoff (TA3PE1), Diyarbakir, Turkey
 Gregg Calkin (VE1PE3L), St. John, N. B.
 Fred Marzec (VE1PE6Z), Summerside, P. E. I.
 Michael Brickell (VE2PE1DE), St. Hilaire, Quebec
 Mark Holton (VE2PE6Z), Port Hope, Ontario
 Ken Taylor (VE3PE1SP), Belleville, Ontario
 Dieter Edinger (VE3PE1FG), Oshawa, Ontario
 Kenneth Alyta, Jr., Charlotte, N. C.
 Bill Barclay, Scarborough, Ontario
 Charles Black, York, Pa.
 Mickey Ferguson, Mineral Bluff, Ga.
 Michael Flomp, Valley Stream, N. Y.
 Andrew Kasparson, Auburn, Mass.
 Cal Merchant, Dallas, Texas
 James Mitchell, New London, Conn.
 Merritt Perkins, Three Rivers, Mich.
 Wayne Winston, University Park, Pa.
 Radio Canada, Montreal, Quebec

SHORT-WAVE MONITOR CERTIFICATE APPLICATION

To become a Short-Wave Monitor registered with POPULAR ELECTRONICS, just follow these simple directions:

1 Fill out the form below. (You must be a short-wave listener presently active in the hobby to be eligible for a Short-Wave Certificate.)

2 Send us 10 cents in coin to cover the cost of the certificate as well as the handling and registration

costs. If you live outside the United States and cannot obtain U.S. coins, send either 15 cents in Canadian currency or two International Reply Coupons (IRC's).

3 Insert the application form, coins (or IRC's) and a stamped, self-addressed envelope in another envelope and mail it to:

Monitor Registration, POPULAR ELECTRONICS
One Park Avenue, New York 16, N. Y.

(Please Print)

Name		Ham Call-Area Prefix	
Address		City	Zone State
Receivers	Make	Model	
	Make	Model	
Principal SW Bands Monitored	Number of QSL Cards Received		
Type of Antenna Used			
Signature		Date	

"Do-it-Yourself" TUBE CHECKER
At 1/5 The Original Cost!
Shipped Railway Express F.O.B. **\$36.95**
Pays for itself in one month or less!
Ideal for supermarkets & drug stores. Completely reconditioned, these machines have up-to-date charts, lighted back & locked compartment that stores up to 300 tubes.

ONE YEAR GUARANTEED TV PICTURE TUBES
Priced As Low As 49c Per Inch!
Here are just a few spectacular sample prices!

10BP4 \$ 4.90	17BZP4 \$19.95
12LP4 \$ 7.19	19AP4 \$15.75
14BP4 \$ 8.25	21EP4 \$16.95
16P4 \$ 8.95	21AMP4 \$22.95
17BP4 \$ 9.95	21CEP4 \$28.95

NOTE: No Dad Required On Any Of The Above Tube Types
Attention! All picture tubes sold by Nation-Wide contain only new parts except for the glass envelope which is reused and has been closely inspected prior to manufacture to insure clear and perfect picture!
All picture tubes shipped F.O.B.
Send For Nation-Wide's Complete Picture Tube List Dept. CL

TV CONSOLES
Complete from knobs to back cover! No burned out picture tubes or transformers! Satisfaction guaranteed or your money back! Shipped Railway Express, F.O.B.
10" 12" 14" 16" 17" 19" 20" 21" \$7.95 (as is) \$15.95 (as is)

Free Postage On All Orders, 25c Handling Charge On Orders Under \$5.00! Deposit Of 25% On C.O.D.'s, Canadian and Foreign, please send approximate postage. If you're not satisfied, we will refund your money within 5 days.

THANKS AMERICA!
Your terrific response overwhelmed us! Please be patient on your order!

- Brand New
- Factory Seconds
- Used Tubes

\$27.00

per
HUNDRED
For all type
TUBES

1-YEAR GUARANTEE ON ALL TUBES!
Before shipping, each order of tubes is scientifically tested by Nation-Wide's own quality-control department! All shorted and low-emission tubes are immediately destroyed! You receive only top quality, long-life, Hickok and set tested tubes!

Individually boxed Code dated! Branded

OZ1	6AH4GT	6F6GT	12BA6
1A7GT	6AH6	6GH8	12BE6
6AK5	6HG	12BH7/A	12BL6
1HG7	6AL5	6J6	12BL6
1LX5	6AM8/A	6J6A	12BQ6
1NSGT	6AN8/A	6K6GT	12B77/A
1R5	6AQ5/A	6K7	12CA5
1T4	6AS5	6L6	12CL5
1U4	6AT6	GA/B/C	12CS5
1C5	6AT8/A	6S4	12CU6
1X2	6AU	6SA7	12D4/A
2A4	6CT/A	6SK7	12DR6
3BN4	6AU6GT	6SL7GT	12DQ6
3CV5	6AU6/A	6SN7	12E6
3AT6	6AUB	GTA/B	12D7A
3R5	6AV5GA	6SQ7	12K7GT
3BN6	6AV6	6T4	12J6GT
3BU8	6AW8/A	6TB/A	12OFGT
3BZ6	6AX4	6UB/6G5	12SA7
3C16	GTA/B	6UR/A	12SK7
3C9	6AX5GT	6VA	12SN7GT
3D6	6BA6	6V6GT	12SOT
3BT6	6BC6	6W4GT/A	12V6GT
3Q6GT	6CC6	6W6GT	12W6GT
3E6	6BE6	6X1	12X4
3Y4	6BG6/A	6X6GT	13E7
4RQ7A	6BH6	6XR/A	13D7
4S58	6BH8	7A8	14A7
4BZ6	6BK5	7A5	14B6
4C16	6BK7A/B	7A7	14Q7
5A38	6BL	7A8	12AX1GT
6AN8	GTA	7AU7	17C5
6A1Q5	6BN6	7B5	19AL4
6A58	6BQ5	7B7	GT/A
6A76	6BQ6	7C5	19B6G
6BK7A	GTA/B	7E8	G/A
6BR	6BQ7/A	7N7	19T5
6BU8	6BU8	8AW8/A	25BQ6
6BY6	6C7	8C7	23C16
6CZ7	6C87	8C87	GA/H
6C4	6C4	8CN8	25C16
6CB6/A	6CB6/A	9A1U7	25L6GT
6C7	10E7	25W4GT	25Z6GT
6CD6G/A	12AGT	12AR5	36C5
6CG7	12AD6	36LGT	36LGT
6CM7	12AT6	36W4	36W4
6CQ8	12AT6	36W4	36W4
6CU6	12AT7	36Y4	36Y4
6CT8	12A17	36Z6	36Z6
6D4	12A27	50A5	50A5
6DQ6	12A27	50B5	50B5
6A11	12A27	50C5	50C5
6A17	12A27	50E45	50E45
6E8	GTA/B	50L6GT	50L6GT
6ER8	12B1	70L7GT	70L7GT

NATION-WIDE TUBE CO.

Nation-Wide Bldg., Harrison, N.J. Dept. PE2
Humboldt 4-9848

Partial listing—
send for free complete tube listing.
**FREE SURPRISE BONUS ON
ORDERS OF \$5 OR MORE!**

ELECTRONICS MARKET PLACE

RATE 60¢ per word. Minimum 10 words prepaid. April issue closes February 5th. Send order and remittance to Martin Lincoln, POPULAR ELECTRONICS, 1 Park Ave., New York 16, N. Y.

FOR SALE

TV Tuners—Rebuilt or Exchanged \$9.95 complete—all types—fast, guaranteed service. Send tuner with all parts to: L.A. Tuner Exchange, 4611 West Jefferson Blvd., Los Angeles 16, California.

GOVERNMENT Surplus Receivers, Transmitters, Snooper-scopes, Parabolic Reflectors, Picture Catalog 10¢. Meshna, Malden 48, Mass.

DIAGRAMS for repairing Radios \$1.00, Television \$2.00. Give make, model. Diagram Service, Box 672-PE, Hartford 1, Conn.

WPE-CB-QSL cards—Brownie-W3CJ1-3110A Lehigh, Allentown, Pa. Catalogue with samples 25¢.

CB WPE QSL Cards, Samples Free. Radio Press, Box 24, Pittstown, New Jersey.

"SPECIAL! WPE-SWL-CB-QSL cards, 3 colors, \$2.50 per 100—Free Samples, Garth, Jutland, New Jersey."

BEFORE You Buy Receiving Tubes, Test Equipment, HiFi Components, Kits, Parts, etc. . . . send for your Giant Free Zalytron Current Catalog, featuring Standard Brand Tubes: RCA, GE, etc.—all Brand new Premium Quality Individually Boxed, One Year Guarantee—all at Biggest Discounts in America! We serve professional servicemen, hobbyists, experimenters, engineers, technicians, Why Pay More? Zalytron Tube Corp., 461 Jericho Turnpike, Mineola, N. Y.

TRANSISTOR ignition coil—instructions, Special \$8.50. Manual only \$2.00. Anderson Engineering, Wrentham, Massachusetts.

CONVERT any television to sensitive, big-screen oscilloscope. Only minor changes required. No electronic experience necessary. Illustrated plans, \$2.00. Relco Industries, Box 10563, Houston 18, Texas.

"TV Tuners Rebuilt and Aligned per original factory specifications using xyal controlled equipment only \$9.50. 24 hour service for un-mutilated units. Ship complete with tubes or write for free mailing kit and dealer brochure. J W Electronics, P.O. Box 51A, Bloomington, Indiana."

SUPERSENSITIVE directional microphone picks up faint sounds at 300 feet. Detects sound through ordinary walls. Easily built for \$7.00. No electronic Experience necessary. Plans. \$2.00. Dee Company, Box 7263-F, Houston 8, Texas.

RARE 78's. State Category. Write Record-Lists, P.O. Box 2122, Riverside, California.

TECHNICAL courses, fantastic discounts. Free information. Selmar, Box 11275, Phoenix 17, Arizona.

AC to DC Converter \$3.00. Improves electric shaver performance 60%. Money back guarantee. Other electrical devices wholesale. Catalog 25¢. Wellsco, Box 3443, Granada Hills, California.

"FREE Catalog—name brand tubes 65% discount, phono needles 80% or more discount, phono cartridges, picture tubes 75¢ inch, parts, parts kits, silicon and selenium rectifiers, transmitting tubes, 7" T.V. test tube \$6.99, improved batteries, tube testers, etc. Want to swap or sell tube inventory? Send us your offering. Arcturus Electronics Corp., Dept. Z.D. 502-22nd St., Union City, N. J.

TUBE Headquarters of the World! Free Catalog (tubes, electronic equipment) write! Barry, 512 Broadway, N.Y.C. 12.

TELEPHONES—Antique, French, Wall, All Colors—Picture Catalog—75¢—Delta, Box 227, El Paso 42, Texas.

INVESTIGATORS, free brochure, latest subminiature electronic listening devices. Ace Electronics, 11500-L NW 7th Ave., Miami 50, Fla.

EMBOSSED Business Cards, 1,000 \$4.00. Card Service, Box 2131, Tulsa, Oklahoma.

KITS, parts, tools. Free catalog. Accurate Electronics, 1111 Ave. Z, Brooklyn 35, N. Y.

SAVE dollars on radio, TV-tubes, parts at less than manufacturer's cost. 100% guaranteed! No rebrands, pulls. Request Bargain Bulletin. United Radio, 1000-E, Newark, N. J.

TV TUNERS—Rebuilt or exchanged, \$9.95 Fast-Guaranteed. Complete crystal alignment. Valley Tuners, 18530 Parthenia, Northridge, Calif.

CB transmitters \$5.99. Other bargains, send 10¢ for list. Vanguard, 190-48-99th Ave., Hollis 23, N. Y.

INVESTIGATORS! Do your own sound work. Send \$1.00 for brochure of latest electronic equipment. WJS Electronics, 1525 No. Hudson, Hollywood 28, Calif.

SURPLUS Electronics. Free catalog. Saratoga Surplus, Round Lake, N. Y.

TELEPHONE Extension In Your Car. Answer your home telephone by radion from your car. Complete diagrams and instructions \$2.00. C. Carrier Co., 5880 Hollywood Blvd., Hollywood 28, Calif.

EAVESDROP with a pack of cigarettes. Miniature transistorized FM radio transmitter. Complete diagrams and instructions \$2.00. C. Carrier Co., 5880 Hollywood Blvd., Hollywood 28, Calif.

BE a spy. Correspondence course on wire tapping, bugging, telescopic sound pickup, recording techniques, microphotography, and invisible photography. Lessons in surveillance, tailing, and use of equipment. Complete course \$22.50. C. Carrier Co., 5880 Hollywood Blvd., Hollywood 28, Calif.

TV Tape Recorder. Build your own Video Recorder. Complete correspondence course and construction details. \$22.50. C. Carrier Co., 5880 Hollywood Blvd., Hollywood 28, Calif.

JUNK your distributor and voltage regulator. Improve automobile mileage and performance. Construction details for transistorized distributor and voltage regulator \$4.75. No moving parts. DB Enterprises, 8959 Wonderland Ave., Hollywood 46, Calif.

TV Camera. Build for less than \$50. Construction details \$4.75. DB Enterprises, 8959 Wonderland Ave., Hollywood 46, Calif.

POLICE Radar Detector and legal jammer. Stop before those radar speed traps. Easy to build for less than \$10; used with your car radio. Complete construction details \$3.75. C. Carrier Co., 5880 Hollywood Blvd., Hollywood 28, Calif.

COLOR TV. Convert your black and white TV to color. Completely Electronic. No mechanical gadgets. Costs about \$35. Complete construction details \$4.75. DB Enterprises, 8959 Wonderland Ave., Hollywood 46, Calif.

MORSE Code by Sleep Teaching. Guaranteed. 4 taped lessons to 18 WPM; \$12.95 each. Free Catalog. Electro-Sleep, 8959 Wonderland Ave., Hollywood 46, Calif.

RECORD TV Programs at home. Easy to construct. Watch your favorite TV Shows whenever you wish. Complete Construction Details \$4.75. DB Enterprises, 8959 Wonderland Ave., Hollywood 46, Calif.

CUT Holes Fast With Greenlee Chassis Punches—Make accurate, finished holes in one and one-half minutes or less in metal, hard rubber, and plastics. No tedious sawing or filing—a few turns of a wrench does the job. All standard sizes . . . round, square, key, or "D" shapes for sockets, switches, meters, etc. Available at your electronics parts dealer. Write for free literature. Greenlee Tool Co., 2028C Columbia Avenue, Rockford, Illinois.

TRANSISTORIZED Products import catalog, \$1.00, Intercontinental, CPO, 1717, Tokyo, Japan.

OSL Cards low prices—free samples. Debber Printing, 1309-Z North 38th Street, Milwaukee 8, Wisconsin.

BEGINNER'S Crystal-transistor giant catalog. Laboratories, 1131-L Valota, Redwood City, California.

WEBSTER Electric Intercoms! Amateur Equipment! Marine Electronics! Select Bargains! 10¢ Any List! Calico, 187 Miraloma, Miraloma, California.

100 NEW Insulated Carbon Resistors \$1.00 Postpaid USA. Free Catalog. Bigelow Electronics, Bluffton, Ohio.

TV Tuners rebuilt \$9.95—Ninety day guarantee. Western Tuner Rebuilders, 4130 El Cajon Blvd., San Diego 5, California.

CHANGE your black/white television to color, results guaranteed. Send size of screen and \$2.98. Detecto Electronics Company, 4725 45 N.E., Seattle, Wash.

RUBBER Stamps, for business or home, with 3 lines, stamp pad, \$2.50. Detecto Electronics Company, 4725 45 N.E., Seattle, Wash.

BARGAINS! CB, Amateur equipment, components. List 10¢. Brands, Sycamore, Ill.

CBers, Amateurs, Speech clipper-kit complete \$17.85. Dual Conversion adapter-kits for Messenger; 770, 1, 2; Mark VII; GW-10; HE-20, A, B, C; HE-15, A, B, 800, 910, B, etc. \$15.50, with tubes, \$17.50 or \$5.00 deposit plus C.O.D. Free literature Dept. "P" Bainbridge Radio Electronics, 2839 Briggs Ave., New York 58, N. Y.

600 Watt G.E. Experimenters Transformer Pri. 115V Sec. Tapped 8-12-16-20-24-28-26-40-52-60-68-80-96 and 120 Volts. Shpd. Post Paid \$6.50. Send 5¢ stamp for bargain list. Reliable Electronics, 745 S. Kostner Ave., Chicago, Ill.

TELEPHONE Voice Switch (LS-500). Actuates automatically and unattended any tape or wire recorder. Pictorial installation instructions included. \$23.75. Post Paid US. WJS Electronics, 1525 No. Hudson, Hollywood 28, Calif.

"TELEPHONES—Antique, Modern, French, any Model—Also Parts & Misc. Telephone Equipment of all kinds—Price List 50¢. Delta, Box 2262, Dallas 21, Texas."

ELECTRONICS Handbook. Packed with information for amateur or engineer. Complete reference for anyone in electronics or communications. Tables, charts, formulas, circuit design, etc. \$2.00 postpaid. General Electronics, P.O. Box 101, Portsmouth, Virginia.

COMPLETE Alarm Kit for Five Room House, or any five rooms. Price \$65.00 per kit. Terms \$25.00 down. Balance \$6.50 per month for 8 months. Sold only by Low's Electric Alarm System, Box 118, Main Street, Epping, N. H.

HEARING Aid—Miniature transistorized. Parts under \$7.50. Send for diagram and instructions, \$1.00. Orbit Electronic Industries, Post Office Box 189, Westbury, New York.

"LISTEN-In-Coil" picks up any telephone conversation in vicinity. No connection to telephone necessary. Easily concealed. \$2.98 complete. United Acoustics, Y-512 E. 80 St., NYC 21.

WANTED

CASH Paid! Unused tubes, electronic equipment. Barry, 512 Broadway, N.Y.C. 12.

QUICKSILVER, Platinum, Silver, Gold. Ores Analyzed. Free Circular. Mercury Terminal, Norwood, Mass.

HIGH-FIDELITY

PRICES? The Best! Factory-Sealed Hi-Fi Components? Yes! Send for free catalog. Audion, 25P Oxford Road, Massapequa, N. Y.

DISGUSTED with "Hi" Hi-Fi Prices? Unusual discounts on your High Fidelity Requirements. Write Key Electronics, 120 Liberty St., New York 6, N. Y. Cloverdale 8-4288.

RECORDERS, Components. Free wholesale catalogue. Carston, 125-P East 88, N. Y. C. 28.

WRITE for our low quotation on components, recorders. Hi-Fidelity Supply, 2817-YC Third, N.Y.C. 55.

KITS professionally wired, ½ manufacturers price. B. W. Dunavant, Fulton, Missouri.

MELLO Monster Folded Horn. From designer now a 12" enclosure. Also popular 8". Plans \$2.00 each. Ronald E. Dybvig, 2754 Xenwood Ave., St. Louis Park 16, Minnesota.

February, 1963

TAPE AND RECORDERS

TAPE Recorders, Hi-Fi, components, Sleep Learning Equipment, tapes. Unusual Values Free Catalog. Dressner, 1523PE, Jericho Turnpike. New Hyde Park, N. Y.

4/TR Stereo Tapes—bought, sold, rented, traded! Bargain closeouts! Catalog/Columbia, 9561 Foxbury, Rivera, California.

SELF-Hypnosis may help you many ways. New Tape or LP-record teaches you quickly, easily! Free literature. McKinley Company, Box 3038, San Bernardino, California.

SAVE 30% Stereo music on tape. Free bargain catalog/blank tape/recorders/norelco speakers. Saxitone, 1776 Columbia Road, Washington, D. C.

RENT Stereo Tapes—over 2,500 different—all major labels—free catalog. Stereo-Parti, 811-G Centinela Ave., Inglewood 3, California.

GOVERNMENT SURPLUS

U.S. Government Surplus—Jeeps, \$264.00, Radios, \$2.53. Guns, Typewriters, Cameras, Tools. Thousands of Items. Fabulously Low Surplus Prices. Complete Information Sent Immediately. Send \$1.00 to:—Surplus, P.O. Box 50512, Dept. R, New Orleans 50, Louisiana.

JEEPS \$278, Airplanes \$159, Boats \$7.88, Generators \$2.68, Typewriters \$8.79 are typical government surplus prices. Buy 10,001 items wholesale, direct. Full details, 627 locations and procedure only \$1.00. Surplus, Box 177-C33, Abbotstown, Penna.

VOLTMETERS—\$1.05, Transmitters—\$6.18, Receivers—\$5.65, Freqmeters—\$4.37, Oscilloscopes, Multimeters, Speakers, Walkie-Talkies. Typical Government Surplus Prices. Exciting Details Free. N.Y. Enterprises, Box 402-B Jamaica 30, New York.

FREE, Valuable War Surplus Bargain Information. Box ZD, Thomasville, Penna.

"GOVERNMENT Surplus, Radios, Jeeps, Walkie-Talkies, Boats, Binoculars, Etc. Buy Direct. Send for 'Dept Locations & Procedures'—50¢. Satisfaction Guaranteed. Delta—Box 2262, Dallas 21, Texas."

GOVERNMENT Sells Surplus: Electronics; Oscilloscopes; Transceivers; Test Equipment; Radar; Sonar; Walkie-Talkies; Boats; Jeeps; Aircrafts; Misc.—Send for "U.S. Depot Directory & Procedures"—\$1.00—Brody, Box 425(PE), Nanuet, New York.

WANT to buy good equipment and accessories? Place a low-cost classified ad in this space. For information, write: Martin Lincoln, Popular Electronics, One Park Avenue, New York 16, N. Y.

PLASTICS

NEW Liquid Casting Plastic, clear, colors. Embed real flowers, butterflies, photos, coins. Send 25¢ for two handbooks, "How to Cast Liquid Plastics" and "How to Make Extra Money at Home". Castolite, Dept. K-108, Woodstock, Illinois.

LEATHERCRAFT

FREE "Do-It-Yourself" Leathercraft Catalog. Tandy Leather Company, Box 791-B44, Fort Worth, Texas.

INSTRUCTION

LEARN While Asleep, hypnotize with your recorder, phonograph. Astonishing details, sensational catalog free! Sleep-Learning Association, Box 24-ZD, Olympia, Washington.

SET-Builders trouble getting equipment to work? Read "Instruction to Electronic Servicing" by Stanley. \$2.95 at jobbers everywhere. Staeb Johnson, 855 South Fillmore St., Denver 9, Colorado.

117

FCC License in 6 Weeks, First Class Radio telephone. Results Guaranteed. Elkins Radio School, 2603B Inwood, Dallas, Texas.

"DRAFTING, Reading Blueprints, Schematics. Send \$2.00 first lesson, complete home course \$25.00. Prior Inc., 23-09 169 Street, Whitstone 57, New York.

FCC License Guaranteed by Mail "Teaching Machine" Method. Details 25¢. Academy, 2205 Morena, San Diego, Calif.

LEARN Transistor Theory and Practice. Ten Easy Lessons: \$2.00 per Lesson: Crystal Craft Institute. Box 1350, Boston 4, Mass.

PHOTOGRAPHY-FILM, EQUIPMENT, SERVICES

MEDICAL Film—Adults Only—"Childbirth"—1 reel 8mm. \$7.50—16mm \$14.95. International, Greenvale, L. I., New York.

SCIENCE Bargains—Request Free Giant Catalog "CJ"—144 pages—Astronomical Telescopes, Microscopes, Lenses, Binoculars, Kits, Parts. War surplus bargains. Edmund Scientific Co., Barrington, New Jersey.

INVENTIONS WANTED

INVENTIONS wanted. Patented; unpatented. Global Marketing Service, 2420-P 77th, Oakland 5, Calif.

STAMPS AND COINS

NEW Approval Service—200 world-wide stamps only 25¢ to serious collectors with request for approvals. Special selections for beginners. Martin Stamp Co., 2662 West 2nd Street, Brooklyn 23, N. Y.

FREE! Get This New Valuable North American Collection, all-different postage stamps of Greenland (North Pole), St. Pierre, Newfoundland, Canada—Eskimos, Indians, scarce 1867 Confederation, 1862 British Columbia & Vancouver Is. Cent., Nova Scotia, Northern Territories, United Nations, U.S. Stamps—19th Century, first Plane, Steam Boat, Pony Express, etc. Also, complete Colonial & Civil War Issues, many others. Plus full color flag stamps of 87 foreign countries. Extra! Bargain Catalog; "How to Recognize Rare Stamps"; other exciting stamp offers for free inspection. Send 10¢ For Mailing. Kenmore, Milford EF-462, New Hamp.

SMASHING Collection Free—Includes Triangles, Early United States, Rockets, Sports, British Colonies, High Value Pictorials, etc. Complete Collection plus big illustrated Magazines, all free. Send 10¢ for postage. Gray Stamp Co., Dept. Z2, Toronto, Canada.

TOPS! Fascinating coin collection from Camerouns, Formosa, Vatican, etc., and foreign banknote. Catalog Price Over \$1.50! Only 10¢ with exciting coin approvals! Littleton Coin Company, Littleton T-12, New Hampshire.

WOW! 110 All Different Germany 10¢! Zeppelins, Semi-Postals, Airmails, High values, etc. Giant Catalog, bargain lists included with beautiful approvals. Jamestown Stamp, Dept. A23PE, Jamestown, N. Y.

FREE—Mint British Colonials from Maldives, Solomon Islands, Pahang, St. Christopher, Nevis, Sarawak, Cayman Islands, Gilbert Ellice. Free with approvals. Viking, Great Neck 50, N. Y.

FREE 100 Different, Approvals 10¢ Handling. Bell Box 279, Manchester, N. H.

OVER 100 different Panama, \$3.00, Air return. Spaulding, Box 847, Balboa, Canal Zone.

FREE! Giant Bargain Catalog—New Edition listings thousands of bargains including U.S. and B.N.A. stamps, packets, mixtures, albums accessories and supplies; sent with beautiful approvals. Jamestown Stamps, Dept. E23PE, Jamestown, N.Y.

SELLING entire personal stamp collection. All foreign. Good condition. Assorted packets of 50—25¢ and self-addressed, stamped envelope. Popular Electronics, Box 107, One Park Avenue, New York 16, New York.

WANT to buy good equipment, and accessories? Place a low-cost classified ad in this space. For information, write: Martin Lincoln, Popular Electronics, One Park Avenue, New York 16, N. Y.

EDUCATIONAL OPPORTUNITIES

ENGINEERING Education for the Space Age. Northrop Institute of Technology is a privately endowed, nonprofit college of engineering offering a complete Bachelor of Science Degree Program and Two-Year accredited technical institute curricula. Students from 50 states, many foreign countries. Outstandingly successful graduates employed in aeronautics, electronics, and space technology. Write today for catalog—no obligation. Northrop Institute of Technology, 1179 West Arbor Vitae Street, Inglewood 1, California.

DETECTIVE Profession. Home Study. Lapel pin, Certificate, Future. Box 41197-AG, Los Angeles 41, Calif.

ELECTRONIC Technicians. Arizona State University awards the Bachelor of Science Degree to technicians completing the program of studies in Electronic Technology. Inquiries from high school students, radio amateurs, technicians, teachers, EE'S, and other transfer students are welcome. Write for information about this exciting opportunity to become an Electronic Engineering Technician holding a Bachelor of Science Degree. Address: Division of Industrial Education, Arizona State University, Tempe, Arizona.

LEARN while asleep remarkable, scientific 92% effective details free. ASR Foundation, Box 7021, Dept. e.g. Lexington, Kentucky.

SLIDE Rule—Self-Teaching Method. 8 inch Bamboo Rule; Manual with Step-by-Step Illustrative Problems, Practice Exercises and Answers—Only \$3.95 Postpaid. No COD. AIsynco, Dept. PE-1, 171 S. Main, Natick, Mass.

EMPLOYMENT INFORMATION

EARN Extra money selling advertising book matches. Free samples furnished. Matchcorp, Dept. MD-13, Chicago 32, Illinois.

SELL Champion, A-C, Autolite sparkplugs. Remanufactured, electroplated, guaranteed 10,000 miles, 100% profit. Free details. Cisco, Box 35061-D, Houston 35, Texas.

TECHNICIANS, investigate jobs in booming, sunny Florida. Names and addresses of 25 Electronics and Aerospace Companies \$1.00. J. Turner, Box 249, Eau Gallie, Florida.

BUSINESS OPPORTUNITIES

BUY Direct from factories. Appliances, cameras, watches! Free details! Cam Co., 436 PE Bloomfield Ave., Verona, N. J.

VENDING Machines—No Selling. Operate a route of coin machines and earn amazing profits. 32-page catalog free. Parkway Machine Corporation, 715PE Ensor Street, Baltimore 2, Md.

ELECTROPLATING equipment and supplies. All types for home work shops. Free Catalog. HBS Equipment Division, 3445 Union Pacific, Los Angeles 23, Calif.

I MADE \$40,000.00 Year by Mailorder! Helped others make money! Start with \$10.00—Free Proof. Torrey, Box 3566-N, Oklahoma City 6, Oklahoma.

ASSEMBLE artificial lures at home for stores. Materials supplied free. Profitable! Write: Lures, Fort Walton Beach 1, Florida.

FREE Franchise Profit Letter tells how unique NFR service is helping thousands seeking profitable businesses. Write today. National Franchise Reports, PE-528, 333 North Michigan, Chicago 1.

MAKE \$25-\$50 week clipping newspaper items for publishers. Some clippings worth \$5.00 each. Particulars free. National, 81 Knickerbocker Station, New York City.

FUTURE System of Mathematics—Guaranteed—\$1.00. Knowledge, 2900—9th Street, Rock Island 12, Illinois.

PUBLISH your book! Join our successful authors: publicity, advertising, promotion, beautiful books. All subjects invited. Send for free appraisal and detailed booklet. Carlton Press, Dept. ZDB, 84 Fifth Avenue, N.Y.C. 11.

BIG Money—Operate own fix-it shop. Service household appliances, motors, mowers, saws, skates, etc. Free book. Christy Trades School, A-514, 3214 W. Lawrence, Chicago 25.

POPULAR ELECTRONICS

February 1963

Advertisers Index

ADVERTISER	PAGE NO.
Allied Radio	85, 86
American Institute of Engineering & Technology	109
Anglo American Acoustics Ltd	101
Audio Devices Inc.	31
Blonder-Tongue	8
Burstein-Applebee Co.	16, 17, 18, 19
Capitol Radio Engineering Institute, The	13
Christy Trades School	113
Cleveland Institute of Electronics	11
Columbia Products Co.	28
Conar	95
Coyne Electrical School	99, 107, 113
DeVry Technical Institute	7
EICO Electronic Instr. Co. Inc.	40
Edmund Scientific Co.	92
Electro-Voice, Inc.	15
Embry-Riddle Aeronautical Institute	38
Fisher Radio Corporation	5
G C Electronics Co.	99
Grantham School of Electronics	9
Hallicrafters	26
Heath Company	90, 91
Hi-gain Antenna Products	20
Indiana Institute of Technology	109
International Crystal Manufacturing Co., Inc.	23
Johnson Company, E. F.	10
Key Electronics Company	102
Kuhn Electronics, Inc.	92
Lafayette Radio Electronics	120
Metrotek Electronics, Inc.	83
Milwaukee School of Engineering	87
Moss Electronic, Inc.	109
Nation-Wide Tube Co.	115
National Data Company	113
National Radio Company, Inc.	111
National Radio Institute	SECOND COVER, 1
National Technical Schools	103, 104
North American Philips Company, Inc.	FOURTH COVER
Olson Electronics	30, 88
Poly Paks	102
Polytronics Labs., Inc.	29
Progressive "Edu-Kits" Inc.	21
RCA Institutes, Inc.	34, 35, 36, 37
Rad-Tel Tube Co.	33
Radio Corporation of America	27
Reeves Soundcraft Corp.	22
Regency Electronics, Inc.	THIRD COVER
Rek-O-Kut Co., Inc.	25
Sams & Co., Inc., Howard W.	93
Scott Inc., H. H.	3
Seco Electronics, Inc.	28
Sonar Radio Corporation	24
Sonotone Corp.	14
Sony Corporation of America	105
Terado Company	30
Texas Crystals	88
Tri-State College	111
Turner Microphone Company, The	32
U. S. Army	39
Utica Communications Corp.	12
Valparaiso Technical Institute	111
Vanguard Electronic Labs	111
Western Radio	109
X-Acto Precision Tools Inc.	26
Xcelite, Inc.	4

INVESTIGATE Accidents—Earn \$750 to \$1,000 monthly. Men urgently needed. Car furnished. Business expenses paid. No selling. No college education necessary. Pick own job location. Investigate full time. Or earn \$6.44 hour spare time. Write for Free Literature. No obligation. Universal, CZ-2, 6801 Hillcrest, Dallas 5, Texas.

\$100 Weekly possible. Compile Mailing lists and address envelopes for advertisers. Home—spare time. Particulars free. National Service, 81 Knickerbocker Station, New York City.

BIG Profit Jewelry Business. No investment. Sample and Sales Plan \$2.00. Nortrad, Box D, Blaine, Washington.

MAKE Durable Building Plastic Easily. Waterproof, fireproof, economical. Bays Laboratory, Cedaredge 10, Colorado.

MISCELLANEOUS

WRITERS Send Your books, articles, stories, plays, for free evaluation, screening and sale. Write today! Literary Agent Mead, 915 Broadway, N. Y. C. 10.

HYPNOTIZE Unnoticed, quickly, effortlessly or refund! Thousands satisfied! \$2. Timmer, Box 244, Cedarbury, Wisc.

AUTHORS! Learn how to have your book published, promoted, distributed. FREE booklet "ZD," Vantage, 120 West 31 St., New York 1.

INDEPENDENT Thinkers—investigate Humanism, the scientific personal philosophy! Free literature. American Humanist Association, Dept. PE2, Yellow Springs, Ohio.

"FAMILY Wine Recipes"—Delicious Elderberry, Potent Japanese Saki, Cherry Cordial, Many Others! Guaranteed Manual, \$2.00. Brugenheimer Company, Box 201-3, Lexington, Mass.

NEW vortex theory explaining Protons, electrons and neutrons and their associated forces on a unique structural basis. Nuclear theory challenged. 25 cents ppd. C. F. Krafft, 4809 Columbia Road, Annandale, Virginia.

"HYPNOTIZE . . . One word . . . One fingersnap," on stage. Satisfaction—or refund. \$2. Hypnomaster, Box 9309-E8, Chicago 90.

ACCORDIONS, Guitars, Chord Organs! Save 1/2. Famous makes. Free home trial. Easy terms. Trades. Free catalogs. Mention Instrument. International Music Mart, Dept. PE, 2003 Chicago Avenue, Chicago 22.

INVESTIGATORS, free brochure, latest subminiature electronic listening devices. Ace Electronics, 11500K NW 7th Ave., Miami 50, Fla.

"STAMMER—Stutter—No More." (Dr. Young) Write: Gaucho, Box 9309-E8, Chicago 90.

"HOMEBREW RECIPES!" . . . Liquors, Wines! Easily Made! Thousands Sold Since 1958! Manual, \$2.00 post-paid. Research Enterprises, 29-D Samoset Road, Woburn, Massachusetts.

BOSTON—Buy, Sell, Represent You Here—14 years in Electronics. Please send all particulars—Ryder, 4 Carlisle, Bedford, Mass.

E90R98083

"When does my subscription expire?"

This question is often asked us by subscribers to Popular Electronics. You can check the expiration date of your own subscription by reading the code line on the mailing label of Popular Electronics as follows:

E=Popular Electronics

90=The month and year in which your subscription started—in this case, Sept., 1960.

R980=(Filing instructions for our use only)

83=The month and year in which your subscription will expire—in this case, Aug., 1963.



FREE FOR '63

1963 CATALOG NO. 630

LAFAYETTE RADIO ELECTRONICS

388
GIANT-SIZED Pages
The Largest Catalog
in Our 42-Year History

It's New — It's Big — It's Better Than Ever
It's From the "World's Hi-Fi & Electronics Shopping Center"

The exciting, all-new 1963 Lafayette Catalog features thousands of items for the audiophile, experimenter, technician, hobbyist, serviceman

... Citizens Band, Tape Recorders, Stereo Hi-Fi, Ham and Amateur Equipment, and much more.
No Money Down on Lafayette's Budget Plan.

ONLY LAFAYETTE OFFERS THESE OUTSTANDING EXTRAS:

- ✓ SATISFACTION GUARANTEED OR MONEY REFUNDED
- ✓ LOWEST PRICES
- ✓ EXCLUSIVE LAFAYETTE KITS
- ✓ LARGEST STOCK SELECTION
- ✓ BUY THE EASY-WAY WITH EASY-PAY ...

LAFAYETTE FM/AM STEREO MPX TUNER



89.50

- Tuned RF Stage; Duplex 3 Gang Tuning Condenser
- Automatic Frequency Control and Noise Filter

LAFAYETTE HE-20C C.B. TRANSCEIVER



HE-20C
109.50

- Officially Approved For Use in Canada
- 8 Crystal Controlled Receive and Transmit Positions

LAFAYETTE 10-TRANSISTOR C.B. "WALKIE-TALKIE"



33.95 each,
2-for-62.90

- 50% More Powerful—Extra RF Stage
- Receives and Transmits up to 2 Miles

LAFAYETTE ALL-IN-ONE C.B. MOBILE ANTENNA



HE-800
6.95

- Chrome Swivel Base
- Stainless Steel Spring
- 102 1/2" Stainless Steel Whip

LAFAYETTE 4-TRACK STEREO TAPE DECK



RK-140
99.50

- Built-in Transistorized Stereo Record/Play Preamps
- Records Sound-on-Sound

MAIL ORDER AND SALES CENTER
111 Jericho Turnpike, Syosset, L. I., N. Y.



OTHER LOCATIONS

- Jamaica, N. Y.
- New York, N. Y.
- Bronx, N. Y.
- Scarsdale, N. Y.
- Natick, Mass.
- Newark, N. J.
- Plainfield, N. J.
- Paramus, N. J.
- Boston, Mass.

LAFAYETTE RADIO ELECTRONICS, Dept. IB-3
P.O. Box 10, Syosset, L. I., N. Y.

\$ _____ enclosed for Stock No. _____ shipping charges collect.

Name _____
Address _____
City _____ Zone _____ State _____

Send me the Free 1963 388-Page Lafayette Catalog



PRINTED IN U.S.A.

Always say you saw it in—POPULAR ELECTRONICS

CB BREAKTHROUGH

TO GREATER COVERAGE

First NEW Concept
in CB TRANSMITTING DSBRC*

NEW Regency RANGE GAIN® TRANSMITTER

- Meter glows red on transmit.
- 4-way illuminated meter 2-scales.
- Receive—shows signal strength of receiving station.
- Transmit—shows signal strength of transmitting station.
- Voltage—shows plate voltage to the final tube.
- Current—shows current to the final tube.
- Function switch settings for 4-way mixer. With these simple settings you can check your power at any time to be sure it does not exceed the FCC 5-watt limit. Enables you to use your power most efficiently.
- Microphone input with screw-type connector—ceramic mic and coil cord included.
- Adjustable automatic noise limiter—cuts out ignition and other interference.
- Power switch. (Universal Power Supply—available 12V and 117V or 6V and 117V).
- Your own call letters furnished.
- Illuminated channel selector for all 23 channels.
- (Side) Antenna matching adjustment for resistive antenna loads of 30 to 75 ohms.
- Plate tuning for final amplifier to provide for peak power output.
- Adjustable squelch... can be set to operate on very weak incoming signal—0.1 μ v.
- (Back) Speaker terminals for external speaker use—with or without internal speaker.
- Delta tuning—5KC of channel center frequency—brings in stations which are slightly off frequency due to their crystal tolerance.
- Volume control.
- SQUELCH.
- 18 W 2770.
- 16 15 14.

UP TO 4 TIMES MORE POWERFUL—Now get every feature you've ever wanted in a 2-way radio—and the power to make it really meaningful. The new Regency "Range Gain" incorporates engineering developments that make the horizon line a perfectly reasonable operating range—base station or mobile. And even under the most difficult broadcast conditions you'll enjoy 2-3 times the coverage of previous units. There is nothing on the market to match it. If you have sampled citizens band in a lesser unit—or if you are a beginner willing to settle only for the ultimate (at least than the ultimate price, by the way)—see your Regency dealer now.

*Double Side Band Reduced Carrier. Write for technical details.

23
Crystal
Controlled Channels
—Transmit and
Receive

12-months—one full year—warranty on unit and crystal

FOR COMPLETE TECHNICAL INFORMATION WRITE:

Regency Electronics, Inc. • 7900 Pendleton Pike • Indianapolis 26, Indiana



**NOW...A NORELCO
'CONTINENTAL'
TAPE
RECORDER
FOR
EVERY PURSE
AND PURPOSE**



CONTINENTAL '100' (EL 3585) shown on top: transistorized 7 lb., battery portable • records 2 hours on 4" reel, from any source • plays back thru self-contained speaker as well as radio, TV or record player • response: 100-6000 cps • tapes interchangeable with other 2-track 1 7/8 ips machines • constant-speed operation • complete with dynamic microphone.

CONTINENTAL '200' (EL 3541) shown bottom right: 4-track stereo head output direct to external stereo preamp for portable high fidelity tape-deck applications • completely self-contained for 4-track mono record and playback • mixing facilities • lightweight, compact • dynamic microphone.

CONTINENTAL '300' (EL 3542) second from top: 4-track stereo playback (tape head output) • self-contained 4-track mono record-playback • 3 speeds • mixing facilities • dynamic microphone • self-

contained phono/P.A. amplifier/speaker system • ideal for schools, churches, recreation centers, etc.

CONTINENTAL '401' (EL 3534) bottom left: Four-track stereo and mono recording and playback • 4 speeds • fully transistorized • completely self-contained, including dual recording and playback pre-amplifiers, dual power amplifiers, two loudspeakers (second in lid) and dual element stereo dynamic microphone • can also be used as a quality hi-fi reproducing system, stereo or mono, with tuner or record player • frequency response: 60 to 15,000 cps at 7 1/2 ips • wow and flutter less than 0.4% at 7 1/2 ips • signal-to-noise ratio: -40 db or better.

Compare the special features...Look at the low prices...Listen to the matchless quality... Choose the 'Continental' most suitable for your requirements... For literature and free demonstration, write: Dept. E-2.

Norelco®

NORTH AMERICAN PHILIPS COMPANY, INC., High Fidelity Products Division, 23D Duffy Ave., Hicksville, L. I., N. Y.
IN CANADA AND THROUGHOUT THE FREE WORLD, NORELCO CONTINENTAL IS KNOWN AS 'THE PHILIPS'.