

EXTRA! 6 ONE-EVENING PROJECTS

POPULAR ELECTRONICS

MARCH
1960

35
CENTS

HI-FI · HAM RADIO · SWL · TEST GEAR



see page 67

All about:

- Hi-Fi Record Changers
- Audio Generators
- Communications Satellites
- Atomic Power Plants

Build your own:

- Half-Amp Bench Supply
- Portable Utility Amplifier
- Acoustic Phone Patch

RADIO • TV • HI-FI • HAM • BROADCASTING • INDUSTRIAL • LAB

RCA KITS

FOR VALUE, QUALITY AND PERFORMANCE!



RCA WV-38A (K)

VOLT-OHM-MILLIAMMETER

only **\$29.95*** (includes batteries, probe and cable with slip-on alligator clip, ground lead and clip, assembly and operating instructions) (available factory-wired and calibrated—only \$43.95*)

Exclusive features make this RCA VOM kit the buy of a lifetime! Extra 1-volt and 0.25 volt (250 mv) ranges for wider usage in transistor servicing—new handle clip accommodates probes and test leads for extra carrying convenience. Assembles in a breeze!

FEATURING: ohms-divider network fuse-protected • easier-to-read scales • extra-large 5¼ inch meter • polarity reversal switch • excellent frequency response • full-wave bridge rectifier • low circuit loading • standard dbm ranges.

SPECIFICATIONS: Input Resistance—20,000 ohms per volt on DC; 5,000 ohms per volt on AC • Accuracy—± 3% DC; ± 5% AC (full scale) • Regular Scales—2.5, 10, 50, 250, 1000, 5000 volts, AC and DC; 50, μ a 1, 10, 100, 500 ma, 10 amps (DC) • Extra Scales—250 mv. and 1 volt (dc) • Frequency Response—AC-flat from 10 cycles to 50 Kc (usable response at 500 Kc) • Ohms—3 ranges: Rx1—(0-2,000 ohms); Rx100 (0-200,000 ohms); Rx10,000 (0-20,000,000 ohms) • Dimensions—W. 5¼", H. 6¾", D. 3½"

RCA WO-33A (K)

3-INCH OSCILLOSCOPE

only **\$79.95*** (complete with Low-Cap, Direct Input Probe and Cable) (also available factory-wired and calibrated—only \$129.95*)

The first 'scope kit with "get-up-and-go!" Use it for practically everything—video servicing, audio and ultrasonic equipment, low level audio servicing of pickups, mikes, pre-amps, radios and amplifiers, troubleshooting ham radio, hi-fi equipment, etc.—and you can take it with you, on the job, anywhere!

FEATURING: voltage-calibrated frequency-compensated, 3 to 1 step attenuator • scaled graph screen and calibrating voltage source for direct reading of peak-to-peak voltages • "plus-minus" internal sync...holds sync to 4.5 Mc. • shielded input cable with low capacitance probe included • weighs only 14 pounds • includes built in bracket to hold power cord and cables.

SPECIFICATIONS: Vertical Amplifier (Narrow Band Position)—Sensitivity, 3 rms mv/inch; Bandwidth, within -3 db, 20 cps to 150 Kc • Vertical Amplifier (Wide Band Position)—Sensitivity, 100 rms mv/inch; Bandwidth, within -3 db, 5.5 cps to 5.5 Mc • Vertical input Impedance—At Low-Cap cable input...10 megohms, 10 μ f (approx.); At Direct-cable input...1 megohm, 90 μ mf (approx.) • Sweep Circuit—Sawtooth Range, 15 cps to 75 Kc; Sync, external, \pm internal; Line Sweep, 160° adjustable phase.



RCA WV-77E (K)

VOLT OHM YST

only **\$29.95*** (also available factory-wired and calibrated only \$49.95*)

Think of it—an RCA VoltOhmyst Kit at this low, low price! You get famous RCA accuracy and dependability, plus the easiest to assemble kit you've ever seen!

FEATURING: ohms-divider network protected by fuse • ultra-slim probes and flexible leads • sleeve attachment on handle stores probes, leads, power cord • separate 1½ volts rms and 4 volts peak-to-peak scales for accuracy on low ac measurements • front-panel lettering acid-etched.

SPECIFICATIONS: Measures: DC Volts—0.02 volt to 1500 volts in 7 overlapping ranges; AC Volts (RMS)—0.1 volt to 1500 volts in 7 overlapping ranges; AC Volts (peak-to-peak)—0.2 volt to 4000 volts in 7 overlapping ranges; Resistance—from 0.2 ohm to 1000 megohms in 7 overlapping ranges. Zero-center indication for discriminator alignment • Accuracy—± 3% of full scale on dc ranges; ± 5% of full scale on ac ranges • Frequency Response—flat within ± 5%, from 40 cycles to 5 Mc on the 1.5, 5, and 15-volt rms ranges and the 4, 14, and 40-volt peak-to-peak ranges • DC Input Resistance—standard 11 megohms (1 megohm resistor in probe) *User Price (Optional)

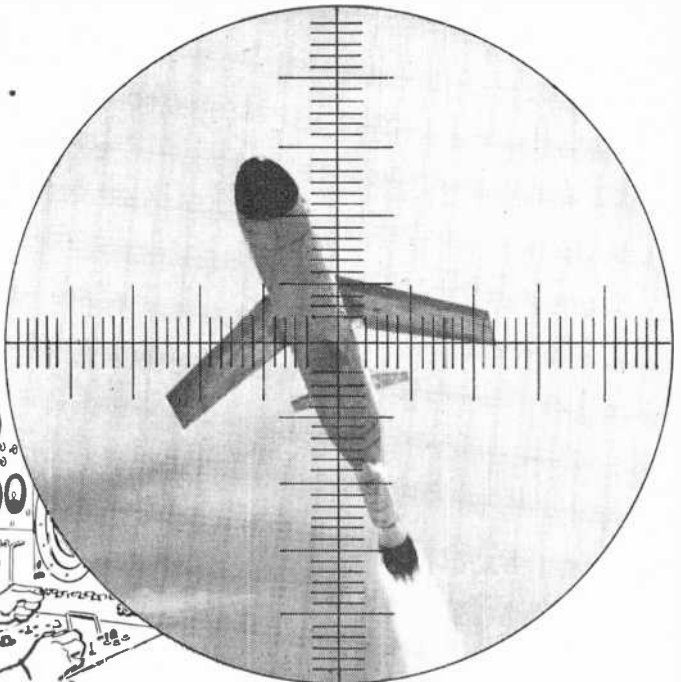
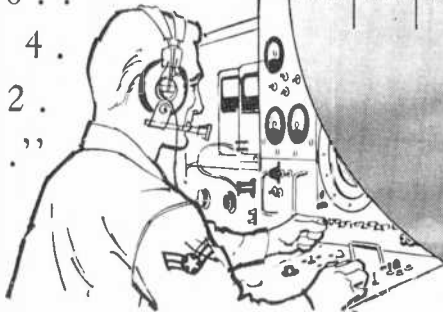


See them all at your local RCA Test Equipment Distributor!

RADIO CORPORATION OF AMERICA
ELECTRON TUBE DIVISION
HARRISON, N. J.

Lloyd Darknell

"All personnel . . .
clear the firing area . . .
stand by for
countdown . . .
minus 10 . . .
. . . 9 . . . 8 . . .
7 . . . 6 . . .
. . . 5 . . . 4 . . .
3 . . . 2 . . .
. . . 1 . . ."



YOU MAY HANDLE A SITUATION LIKE THIS...

If you measure up to the Aerospace Team

A man in this situation requires cool judgment and an aptitude for advanced technical training. This is the kind of man who can measure up to the qualifications of the U. S. Air Force. He is the kind of man who can build a career in the Aerospace Age that will be meaningful and rewarding.

Are you that man? As a trained and experienced Air Force technical specialist, you

will have the opportunity to work with the intricate equipment of the Aerospace Age—the age of air and space travel. You will enjoy steady advancement and solid security. And you will be superbly prepared for the future.

If you would like to learn more about the many unique advantages that go with a career in Air Force blue, fill in and mail this coupon today.

U.S. AIR FORCE

There's a place for tomorrow's leaders on the Aerospace Team

PASTE COUPON ON POSTCARD AND MAIL TO:

Airman Information, Dept. MPO3, Box 7608, Washington 4, D. C.

Please send me more information on my opportunities in the U.S. Air Force. I am between the ages of 17-34 and reside in U.S.A. or possessions.

Name _____

Address _____

City _____ Zone _____ County _____ State _____

POPULAR ELECTRONICS is published monthly by Ziff-Davis Publishing Company, William B. Ziff, Chairman of the Board (1946-1953), at 434 S. Wabash Ave., Chicago 5, Ill. Second-class postage paid at Chicago, Illinois. Authorized by Post Office Department, Ottawa, Canada, as second-class matter. SUBSCRIPTION RATES: One year U.S. and possessions, and Canada \$4.00; Pan-American Union countries \$4.50, all other foreign countries, \$5.00.

POPULAR ELECTRONICS

MARCH

1960

VOLUME 12

NUMBER 3



Special Construction Feature

Six One-Evening Electronic Projects.....	Louis E. Garner, Jr.	67
1: A First-Project Receiver.....		68
2: D. C. Control Unit.....		70
3: Combination Checker.....		72
4: Hi-Fi Speaker Crossover.....		74
5: Fuse Saver.....		76
6: Broadcast-Band Wave Trap.....		78
• Construction Tips for the Beginner.....		79

Other Electronic Construction Projects

Half-Amp Variable Transistor Bench Supply.....	Eugene Richardson	45
Electronic Music Box.....	E. G. Louis	63
Portable Utility Amplifier.....	Luis Vicens	83
Unusual Uses of Potentiometers.....	Kenneth Richardson	92
Transistorized Driver Alarm.....	Dave Gordon	98

Audio and High Fidelity

Unusual Tape Recorder.....		48
Add a Tuning Meter to Your FM Receiver.....	Lou Gordon	53
Inside the Hi-Fi Record Changer.....	Joseph Marshall	55
Test Instruments—Audio Generator (Part 3).....	Larry Klein	86

Amateur and SWL

Acoustic Phone Patch.....	J. C. Fischesser, W4FMW	59
Understanding Ham Lingo.....	Bill Walker, K2RUK	89
Roundup of Citizens Band Transceivers.....		100
Short-Wave Monitor Registration.....		129

Electronic Features and New Developments

Communications Satellites—Key to World-Wide TV.....	Ken Gilmore	41
Nuclear Kilowatts for You.....	Paul Janvier	49
Experimental Wind-Power Generator.....		62
Electronic Baby-Sitter.....	Harry J. Miller	65
The Short-Circuited Enthusiast.....	Carl Kohler and Jim Williams	90
Electronics in the News.....		105

Departments

Notes from the Editor.....	Oliver Read, W1ETI	8
Letters from Our Readers.....		12
POP'tronics Bookshelf.....		18
Tips and Techniques.....		24
New Products.....		30
Short-Wave Report.....	Hank Bennett, W2PNA	66
Transistor Topics.....	Lou Garner	93
Across the Ham Bands.....	Herb S. Brier, W9EGQ	95
Carl and Jerry.....	John T. Frye, W9EGV	106
On the Citizens Band.....	Tom Kneitel, 2W1965	134

Cover photo by Bruce Pendleton

Copyright © 1960 by ZIFF-DAVIS PUBLISHING COMPANY. All rights reserved.

POPULAR ELECTRONICS

THE
INTERNATIONAL



Traveler



It's COMPACT!
It's PORTABLE!
It's TRANSISTORIZED!

A completely new, truly portable, all transistor Transceiver for the Citizens Radio Service. Weighs less than five pounds.

Small but mighty . . . The Traveler packs 12 transistors and a wallopig big signal! The perfect communicator in the home, the office, as well as outdoors. Inconspicuous atop the desk. Adjust the special shoulder strap, and it becomes your companion in the field.

Three types of power supplies. (1) Rechargeable battery, complete with charger. (2) Standard dry cell. (3) 115 VAC.

Due to extremely efficient design, the International Traveler provides greater output than any other Citizens transistor transmitter currently on the market.

Special High Frequency transistors are utilized in the transmitter. The receiver's dual conversion superhetrodyne RF circuits use special High Frequency transistors. Provides microvolt sensitivity.

Other features: Noise limiter and squelch, two channel crystal controlled transmitter, two channel crystal controlled receiver.



Your choice . . . Portable case with mobile mounting bracket adjustable shoulder strap, complete with whip antenna and microphone . . . or if you prefer, a beautiful "hand rubbed" wood case* complete with microphone.

Available soon at your International dealer or write for details.

*115 VAC only

INTERNATIONAL CRYSTAL MFG. CO., INC.

18 NORTH LEE OKLAHOMA CITY, OKLAHOMA

POPULAR ELECTRONICS

Average Net Paid Circulation 266,479

Editor & Publisher

OLIVER READ, W1ETI

Managing Editor

JULIAN M. SIENKIEWICZ, WA2CQL

Feature Editor

FURMAN HEBB

Art Director

ALFONS J. REICH

Associate Editors

**MARGARET MAGNA
PERRY WINTER, K2VLR**

Editorial Assistant

DOLORES GIMBEL

Contributing Editors

**H. BENNETT, W2PNA
H. S. BRIER, W9EGQ
J. T. FRYE, W9EGV
L. E. GARNER, JR.
T. KNEITEL, 2W1965**

Art Associate

J. A. ROTH

Art and Drafting Dept.

**K. W. PAUL, JR.
W. K. VAHLSING, WV2GYL**


Advertising Director

JOHN A. RONAN, Jr.

Advertising Manager

WILLIAM G. McROY, 2W4144

COMING NEXT MONTH



(ON SALE MARCH 29)

ZIFF-DAVIS PUBLISHING COMPANY,
One Park Ave., New York 16, N. Y.
William B. Ziff, Chairman of the Board
(1946-1953); William Ziff, President;
W. Bradford Briggs, Executive Vice
President; Michael Michaelson, Vice
President and Circulation Director; Hersh-
el B. Sarbin, Vice President; J. Leonard
O'Donnell, Treasurer.



BRANCH OFFICES: Midwestern Office,
434 S. Wabash Ave., Chicago 5, Ill.,
Jim Weakley, advertising manager;
Western Office, 9025 Wilshire Blvd.,
Beverly Hills, Calif., Don Cena, Western
Manager.

Foreign Advertising Representatives:
D. A. Goodall Ltd., London; Albert Mil-
hado & Co., Antwerp and Dusseldorf.

- How to Build a Tesla Coil
- How to Convert an AM Radio into a Hi-Fi Tuner
- Low-Cost Wattmeter
- The Amazing Maser-Jewel That Conquers Space PLUS . . .
- An extra 16-page section on the capacitor—a valuable feature that you'll want to save for future reference

SUBSCRIPTION SERVICE: Forms 3579 and all subscription correspondence should be addressed to Circulation Department, 434 South Wabash Avenue, Chicago 5, Illinois. Please allow at least four weeks for change of address. Include your old address as well as new—enclosing if possible an address label from a recent issue.

CONTRIBUTORS: Contributors are advised to retain a copy of their manuscripts and illustrations. Contributions should be mailed to the New York Editorial Office and must be accompanied by return postage. Contributions will be handled with reasonable care, but this magazine assumes no responsibility for their safety. Any copy accepted is subject to whatever adaptations and revisions are necessary to meet the requirements of this publication. Payment covers all author's, contributor's and contentant's rights, titles, and interest in and to the material accepted and will be made at our current rates upon acceptance. All photos and drawings will be considered as part of material purchased.

Now! Work Over 300 PRACTICAL PROJECTS with these PARTS AT HOME!

to help You learn ELECTRONICS RADIO - TELEVISION - RADAR

NOW . . . at home in your spare time you can get the very kind of training and subsequent Employment Service you need to get started toward real earnings in one of today's brightest opportunity fields—TELEVISION-RADIO-ELECTRONICS. Now that Electronics is entering so many new fields, here is a chance of a lifetime to prepare to cash in on its remarkable growth.

DeVry Tech's amazingly practical home method enables you to set up your own HOME LABORATORY. You spend minimum time to get maximum knowledge from over 302 practical projects, using the same type of basic equipment used in our modern Chicago and Toronto Training Centers!

DeVry Tech Provides EVERYTHING YOU NEED . . .

—to help you master TV-ELECTRONICS. In addition to the home laboratory and easy-to-read lessons, you even use HOME MOVIES—an exclusive DeVry Tech advantage. You watch hidden actions . . . see electrons on the march. Movies help you to learn faster . . . easier . . . better.

LABORATORY TRAINING

Full time day and evening training programs in our modern Chicago and Toronto Laboratories are also available. MAIL COUPON TODAY for facts.

BUILD and KEEP Valuable TEST EQUIPMENT

As part of your training, you build and keep a fine Jewel-Bearing Vacuum Tube VOLTMETER and a 5-inch COLOR OSCILLOSCOPE—both high quality, needed test instruments.

EFFECTIVE EMPLOYMENT SERVICE

Get the same Employment Service that has helped so many DeVry Tech graduates get started in this fast-growing field.

"One of North America's Foremost Electronics Training Centers"

Accredited Member
of National Home
Study Council



**DeVRY TECHNICAL
INSTITUTE**
CHICAGO 41, ILLINOIS

EARN WHILE YOU LEARN

DeVry Tech's practical training helps you toward spare time income servicing Radio and Television sets

CHECK
These Exciting
Job
Opportunities:

TV-Radio Broadcast Technician

Color Television Specialist

Radar Operator

Laboratory Technician

Airline Radio Man

Computer Specialist

Quality Control Manager

Your Own Sales & Service Shop

. . . PLUS MANY OTHERS



Build and keep this BIG
DeVry Engineered TV set—
easily converted to U.H.F.
(DeVry offers another home
training, but without
the TV set.)

VACUUM
TUBE
VOLTMETER

5-INCH
COLOR
OSCILLOSCOPE

MAIL COUPON TODAY!

DeVRY TECHNICAL INSTITUTE
4143 Belmont Ave., Chicago 41, Ill., Dept. PE-3-Q

Please give me your FREE booklet, "Electronics in Space Travel," and tell me how I may prepare to enter one or more branches of Electronics.

Name _____ Age _____


PLEASE PRINT

Street _____ Apt. _____

City _____ Zone _____ State _____

Canadian residents address DeVry Tech of Canada, Ltd.
626 Roselawn Ave., Toronto 12, Ontario





Notes from the Editor

SPECIAL SECTION. The readers of POPULAR ELECTRONICS form the largest group of electronics hobbyists in the world. Over 300,000 strong, they include service technicians, engineers, students, doctors, lawyers, and people from every walk of life. They spend millions of dollars each year for tubes, transistors, resistors, and capacitors, and other parts that are needed for building the construction projects which are presented in each issue of POPULAR ELECTRONICS.

Every month we try to serve up an interesting selection of projects to keep this group of people happy, but this month we have something that is really quite special. "Six One-Evening Projects," which begins on page 67, is just what its title implies—a collection of simple construction projects which can be built quickly and easily. Although anyone with an interest in electronics is almost sure to want to build at least one of these useful gadgets, it should be pointed out that here is an especially fine opportunity for the newcomer to get started in electronic construction—to "cut his teeth" on these projects.

In any case, whether you are a beginner or an old-timer, I would appreciate your letting me know what you think of the special section and if you would like to see similar sections in future issues.

STEREO CONFUSION. The advertising departments of some of the country's largest stereo console manufacturers have been engaged in a furious battle of words, with some companies touting their "3-channel" stereo systems, and with other companies crying "foul" and complaining that this is misleading advertising. Of course, as we all know, all commercial stereo material consists of only two channels. What the "3-channel" name usually means is that a frequency-dividing network sends the lows from both channels to a common bass amplifier and the highs to separate treble amplifiers. It is clear that to the average consumer the designation of a tri-amplifier system or a 3-speaker system as a "3-channel" system is misleading—suggesting, of course, that somehow or other three stereo tracks (instead of two) are being used.

As a result of this confusing situation, the National Better Business Bureau has recently appealed to the manufacturers of stereo equipment to use accurate terminology in their advertising. Let us hope that this situation will be quickly resolved.

Oliver Read

NOW!
at a price
you can afford!

MAKE MORE MONEY in TELEVISION RADIO-ELECTRONICS

**BETTER...MORE COMPLETE...LOWER COST...
WITH NATIONAL SCHOOLS SHOP-METHOD
HOME TRAINING!**

BETTER... Training that is proved and tested in Resident School shops and laboratories, by a School that is the **OLDEST** and **LARGEST** of its kind in the world.

MORE COMPLETE... You learn **ALL PHASES** of *Television-Radio-Electronics*.

LOWER COST... Other schools make several courses out of the material in our **ONE MASTER COURSE**... and you pay more for less training than you get in *our course* at **ONE LOW TUITION!**



These
two FREE books will
show you how!

You get all information
by mail... You make
your own decision... at
home! **NO SALESMAN
WILL CALL**

TOP PAY... UNLIMITED OPPORTUNITIES LIFETIME SECURITY CAN BE YOURS!

You are needed in the Television, Radio, and Electronics industry! Trained technicians are in growing demand at excellent pay—in **ALL PHASES**, including Servicing, Manufacturing, Broadcasting, and Communications, Automation, Radar, Government Missile Projects.

NATIONAL SCHOOLS SHOP-METHOD HOME TRAINING, with newly added lessons and equipment, trains you in your spare time at home, for these unlimited opportunities, including many technical jobs leading to supervisory positions.

YOU LEARN BY BUILDING EQUIPMENT WITH KITS AND PARTS WE SEND YOU. Your National Schools course includes thorough *Practical* training—**YOU LEARN BY DOING!** We send you complete standard equipment of professional quality for building various experimental and test units. You advance step by step, perform more than 100 experiments, and you build a complete TV set from the ground up, that is yours to keep! A big, new TV picture tube is included at no extra charge.

EARN AS YOU LEARN. We'll show you how to earn extra money right from the start. Many of our students pay for their course—and more—while studying. So can you!

RESIDENT TRAINING AT LOS ANGELES

If you wish to take your training in our Resident School at Los Angeles, the world's TV capital, start **NOW** in our big, modern Shops, Labs and Radio-TV Studios. Here you work with latest Electronic equipment - - professionally installed - - finest, most complete facilities offered by any school. Expert, friendly instructors. Personal attention. Graduate Employment Service. Help in finding home near school - - and part time job while you learn. Check box in coupon for full information.

LESSONS AND INSTRUCTION MATERIAL ARE UP-TO-DATE, PRACTICAL, INTERESTING. Every National Schools Shop-Method lesson is made easy to understand by numerous illustrations and diagrams. All instruction material has been developed and tested in our own Resident School Shops, Laboratories and Studios.

SEND FOR INFORMATION TODAY... it can mean the difference between **SUCCESS** and failure for you! Send for your **FREE BOOK** "Your Future in Television-Radio-Electronics" and **FREE Sample Lesson**. Do it **TODAY**, while you are thinking about your future. It doesn't cost you anything to investigate!

GET THE BENEFITS OF OUR OVER 50 YEARS EXPERIENCE

Approved for
GI Training



NATIONAL SCHOOLS
Los Angeles 37, Calif.

YOU GET...

- 19 Big Kits—**YOURS TO KEEP!**
- Friendly Instruction and Guidance
- Job Placement Service
- Unlimited Consultation
- Diploma—Recognized by Industry
- **EVERYTHING YOU NEED FOR SUCCESS!**

**SHOP-METHOD HOME TRAINING
COVERS ALL PHASES OF INDUSTRY**


1. Television, including Color TV
2. Radio AM & FM
3. Electronics for Guided Missiles
4. Sound Recording and Hi-Fidelity
5. FCC License
6. Automation and Computers
7. Radar & Micro-Waves
8. Broadcasting and Communications

NATIONAL TECHNICAL SCHOOLS

WORLD-WIDE TRAINING SINCE 1905

MAIL NOW TO
NATIONAL TECHNICAL SCHOOLS, Dept. R2G-30
4000 S. FIGUEROA ST. LOS ANGELES 37, CALIF.
Rush free TV-Radio "Opportunity" Book and sample
lesson. No salesman will call.

NAME _____ AGE _____
ADDRESS _____
CITY _____ ZONE _____ STATE _____
 Check if interested **ONLY** in Resident School training at Los Angeles
VETERANS: Give date of Discharge _____



A. A. Ghirardi
Electronic's best-known instructor

FIX ANY TV or

These 2 great Ghirardi books bring you **COMPLETE TRAINING** FOR MODERN RADIO-TV SERVICING!

Let these two famous Ghirardi training books teach you to handle all types of AM, FM and TV service jobs by approved *professional* methods! Almost 1500 pages and over 800 clear pictures and diagrams explain EVERY troubleshooting and repair operation as clearly as A-B-C. No needless mathematics. No involved theory. You get practical training of the type that teaches you to do the best work in the shortest time. Sold separately—or you save \$1.25 by buying both books. Use coupon or order from Rinchart & Co., Inc., Dept. PE-30, 232 Madison Ave., New York 16, N. Y.

① **RADIO & TV CIRCUITRY AND OPERATION**

Learn about circuits . . . and watch your service headaches disappear

You can repair ANY radio, television or other electronic equipment lots easier, faster and better when you really understand circuits and know just how and why each one works. That's exactly the kind of training you get in Ghirardi's 669-page **RADIO & TV CIRCUITRY AND OPERATION** handbook! Gives a complete understanding of modern circuits! Shows what troubles to look for, and how to eliminate useless testing in servicing them. Throughout, it brings you the above-average training that takes the guesswork out of troubleshooting and fits you for the best paid service jobs. 417 illustrations. Price \$6.75 but see money-saving offer!

Circle No. 1 in coupon to order

② **RADIO & TV TROUBLESHOOTING AND REPAIR**

Complete training in modern service methods

Save \$1.25

Get both of these famous Ghirardi books at a saving of \$1.25 under the regular price. Check **MONEY-SAVING OFFER** in coupon!

Ghirardi's **RADIO & TV TROUBLESHOOTING AND REPAIR** is a complete 822-page guide to professional service methods. For beginners, this giant book with its 417 clear illustrations is an easily understood course in locating troubles fast and fixing them right. For experienced men, it is ideal for developing better methods and finding fast answers to puzzling problems. Covers troubleshooting by all methods including both "static" and "dynamic" signal tracing types. Step-by-step charts demonstrate exactly how to proceed. A big television section is a down-to-earth guide to all phases of TV troubleshooting and service. Price \$7.50. See money-saving offer!

Circle No. 2 in coupon to order



LEARN ALL ABOUT INSTRUMENTS!

Save time—avoid buying instruments you don't really need!

It pays to think twice before you buy new instruments—without first determining whether you really need them—or just how and where you'll actually use them! **BASIC ELECTRONIC TEST INSTRUMENTS** discusses and explains over 60 modern instrument types and the advantages and limitations of each. Shows how to choose the instruments you really need; how to understand instrument readings and put them to practical

use; how to work with fewer instruments, and how to put old instruments to new uses. Includes details on every type of instrument in ordinary service or communications use including V-O-M's; V-T voltmeters; capacitor checkers; oscilloscopes; special-purpose bridges; R-F oscillators; signal generators; audio oscillators; signal tracers and over 50 more. 254 pages, 171 illus. Price \$4.95.

Circle No. 3 in coupon to order



REPAIR ANY ELECTRIC MOTOR!

... handle any job from minor repairs to complete rewinding

It pays to train for something different! **ELECTRIC MOTOR REPAIR** is a complete guide that helps you cash in on this vast, rapidly growing field. Shows how to handle all repair jobs (including complete rewinding) on practically ANY AC or DC motor or generator in common use. Special duo-spiral binding brings text

and related how-to-do-it diagrams side by side so that you learn fast, easily and right. Every job is explained so clearly you can hardly fail to understand it. Over 100,000 copies in use in motor repair shops, schools and for home study. 580 pages. Over 900 how-to-do-it pictures. Price only \$6.95 for the complete training.

To order, circle No. 4 in coupon



SHORT CUTS TO TV REPAIRS!

Eliminate Useless Testing—Fix TV Receivers Twice as Fast!

Just turn the dials of these handy, pocket-size Ghirardi & Middleton **PIX-O-FIX TV Trouble Fixer Guides**. When the picture in the **PIX-O-FIX** window matches the screen image on the television set you're repairing . . . presto! . . . you've got your clue.

PIX-O-FIX shows the causes of the trouble,

indicates the receiver section where it has probably happened, then gives repair instructions. **PIX-O-FIX** No. 1 identifies 24 common troubles and gives 192 causes and 253 remedies for them. No. 2 covers 24 more advanced troubles. Together, they are an easy guide to quick "picture analysis" servicing of any TV set. . . . **AND THE PRICE IS ONLY \$2.00 for both.**

To order, circle No. 5 in coupon

Always say you saw it in—**POPULAR ELECTRONICS**

RADIO EVER MADE!

DON'T THROW OLD RADIOS AWAY!

Here's the data you need to fix them in a jiffy—without useless testing!



The only how-to-do-it handbook of its kind still in print!

Just look up that troublesome old radio you want to fix. Four times out of five, this giant, 3 1/2-pound, 744-page Ghirardi RADIO TROUBLESHOOTER'S HANDBOOK tells what is causing the trouble . . . shows how to fix it. Cuts service time in half. Eliminates useless testing. Even beginners can easily fix old sets which might otherwise be thrown away. (Gives trouble symptoms and their remedies for

over 4,800 specific models of old home, auto radios and record changers made between 1925 and 1942 . . . Airline, Apex, Arvin, Atwater Kent, Belmont, Bosch, Brunswick, Clarion, Crosley, Emerson, Fada, G-E, Kolster, Majestic, Motorola, Philco, Pilot, RCA, Silvertone, Sparton, Stromberg and dozens more. Has hundreds of pages of old tube and component data, service short cuts, etc. Price \$6.95.

Circle No. 6 in coupon to order

HOW TO GET STARTED IN ELECTRONICS

Now you'll really understand circuits—components—equipment!



The most important training of all!

Learn basic electricity thoroughly—then everything else in electronics, radio, TV, communications, hi-fi etc. comes 10 times as easy—because they're all based on the same fundamental electrical principles.

This big 396-page BASIC ELECTRICITY manual covers the entire field . . . from circuits and currents to electromagnetism . . . from tubes to

transistors and all the rest. More than 300 pictures make everything doubly clear. Set-up diagrams explain procedures. Basic electrical problems are explained. Also includes a complete, easy-to-understand 61-page INTRODUCTION TO ELECTRONICS. Backed with this great training, every detail of electrical-electronic operation will be far clearer to you than ever before! Price only \$6.50.

Circle No. 7 in coupon to order

PASS FCC LICENSE EXAMS...easier...faster!

Tro'in for communication's good-paying commercial jobs!




Get one of radio's best paying jobs—as a commercial operator aboard ship, in aviation, in broadcasting or telecasting—wherever an FCC license is a "must!" LICENSE MANUAL FOR RADIO OPERATORS by J. R. Johnson is a quick, easily understood guide to help you breeze through FCC exams. Covers ALL EIGHT exam elements

Reviews almost 2200 typical questions. Covers everything from fundamentals to navigation and related subjects. Remember . . . only 1st or 2nd class radio-telephone holders can do any work that affects the broadcasting of a transmitter! This is just one of many job opportunities open to you! Price only \$5.00.

Circle No. 8 in coupon to order

GET MORE WORK OUT OF YOUR OSCILLOSCOPE!

Learn all about the handiest service instrument of all!



Here, in a big, revised 2nd edition, is THE book that really shows you how to get more work out of your oscilloscope.


Clearly as A-B-C MODERN OSCILLOSCOPES AND THEIR USES gets right down to "brass tacks" in telling you exactly when, where and how. You learn to locate either AM or FM radio or television troubles in a jiffy. Even tough realignment jobs are made easy. Every detail is clearly explained—from

making connections to adjusting circuit components and setting the oscilloscope controls. And you learn to analyze patterns fast and RIGHT!

Includes latest data on quantitative measurements (the slickest method of diagnosing many color TV troubles and aligning sets properly); using scopes in industrial electronics, teaching . . . even in atomic energy work. Over 400 helpful pictures include dozens of pattern photos. Price \$6.50.

Circle No. 9 in coupon to order

New guide to TIME-SAVING TEST PROCEDURES



This big manual brings the kind of training that helps you locate radio and television troubles in a jiffy. Teaches you exactly what instruments to use. Shows how, where and why to use them. Tells how to substitute one instrument for another and how to develop time-saving test methods all along the line. BASIC ELECTRONIC TEST PROCEDURES includes:

Current Checks; measuring Power, Capacitance, Inductance, Resistance, A.F. R.F. Phase, Distortion and Modulation; checking Sensitivity, RF Gain, Fidelity, AVC Voltage, Operating Voltages, etc. Includes visual alignment techniques—even transmitter and industrial electronics test procedures. Helpful data on using oscilloscopes. 316 pages, 190 how-to-do-it pictures, and dozens of step-by-step troubleshooting procedures. Price \$6.50.

Circle No. 10 in coupon to order

TRY ANY BOOK 10 DAYS FREE!

Dept. PE-30, RINEHART & CO., INC.
232 Madison Ave., New York 16, N. Y.

Send books indicated for free examination. (Circle the numbers of those you want.) In 10 days, I will remit price indicated plus postage or return books postpaid and owe nothing. (SAVE! Send cash with order and we pay postage. Same 10-day return privilege with money promptly refunded.)

Check here for MONEY-SAVING COMBINATION OFFER

on books Nos. 1 and 2. Make your radio-TV servicing library complete! Send both big books at only \$13 for the two plus postage. (Regular price \$14.25—you save \$1.25) Payable at rate of \$4 plus postage after 10 days and \$3 a month for three months until \$13 has been paid.

CIRCLE NUMBERS OF THE BOOKS YOU WANT!

1	2	3
4	5	6
7	8	9
10		

Name

Address

City, Zone, State

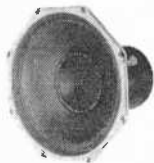
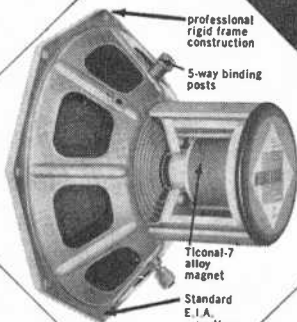
OUTSIDE U.S.A.

Add 50c to price of each book. Combination offer \$14. Cash with order. Same 10-day return privilege.

NOW WITH NEW
TICONAL[®] VIII
 MAGNETS
 (30% MORE POWERFUL THAN ALNICO)



Norelco[®]

T-7 LOUDSPEAKERS



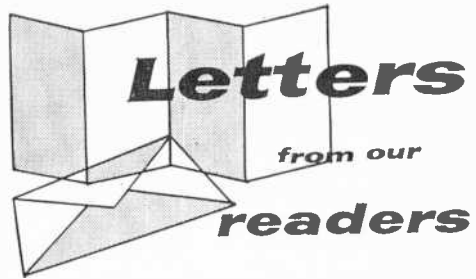
AD-3800M

AD-5277M



...AND A NEW LINE OF
ACOUSTICALLY MATCHED ENCLOSURES

The world's greatest buys on the basis of listening quality, the new T-7 series of 5" to 12" loudspeakers incorporates magnets of Ticonal-7 steel, the most powerful of magnet alloys, for maximum efficiency and damping... dual cones for wide frequency response... constant impedance resulting in an extremely straight response curve... longer effective air-gaps and extra high flux density to provide exceptional transient response and to eliminate ringing and overshoot. For descriptive literature write to North American Philips Co., Inc., High Fidelity Products Division, Dept 3F3, 230 Duffy Avenue, Hicksville, Long Island, New York.




Suppressing Car Radio Noise

■ After reading "Take the Noise Out of Your Car Radio" by Jack Darr (December 1959 issue), I felt that there was one very important point which was not touched upon.

The author suggested that a special 10,000-ohm resistance wire be connected from the coil to the distributor. Then, Mr. Darr went on to say, for a really stubborn case of spark plug noise, spark plug suppressors could be put on the spark plugs.

I think it should be mentioned that inserting this equipment in the ignition system would slow



down the spark, thus tending to put the engine out of time. This might have no noticeable effect, but then again it might make a world of difference in the car's performance.

To anybody installing this equipment on a car, I would strongly recommend having the engine re-timed for best performance.

FRED DORFFELD, WPE7NU
 Bellingham, Wash.

Canadian CB?

■ I would like to know if there are more Canadians like myself who would be interested in a Canadian Citizens Band. If so, they are invited to write me so that we can try to organize some action on this matter.

LARRY D. WHITING
 L.W. Electronics
 Strathroy, Ont., Canada

Souped-Up S-38E

■ I would like to express my appreciation for the article entitled "Soup Up Your AC-DC Short-Wave Receiver" which appeared in the December 1959 issue. I built the regeneration control as described (except that I used a 10-watt resistor) and wired it into my S-38E. It improved the selectivity and sensitivity far beyond my expecta-

Always say you saw it in—POPULAR ELECTRONICS


These men are getting practical training in **NEW Shop-Labs of**

ELECTRICITY

ELECTRONICS

ON REAL

Motors—Generators
—Switchboards—
Controls—Modern
Appliances—
Automatic
Electronic
Control Units



TELEVISION

RADIO ELECTRONICS

ON REAL

TV Receivers—
Black and White
and Color
AM-FM and
Auto Radios
Transistors
Printed Circuits
Test Equipment



COYNE

in Chicago—prepare for today's **TOP OPPORTUNITY FIELD**. Train on real full-size equipment at **COYNE** where thousands of successful men have trained for over 60 years—largest, oldest, best equipped school of its kind. Professional and experienced instructors show you how, then do practical jobs yourself. No previous experience or advanced education needed. Employment Service to Graduates.

START NOW—PAY LATER—Liberal Finance and Payment Plans. Part-time employment help for students. **GET FREE BOOK**—"Guide to Careers" which describes all training offered in **ELECTRICITY** and **TELEVISION-RADIO ELECTRONICS**—no obligation; **NO SALESMAN WILL CALL.**

Coyne Electrical School, 1501 W. Congress Parkway
Chartered Not For Profit • Chicago 7, Dept. 30-2C

MAIL COUPON OR WRITE TO ADDRESS BELOW

COYNE ELECTRICAL SCHOOL
Dept. 30-2C—New Coyne Building
1501 W. Congress Pkwy., Chicago 7, Ill.


Send **BIG FREE** book and details of all the training you offer. However, I am especially interested in:

Electricity Television Both Fields

Name _____

Address _____

City _____ State _____




COYNE offers

LOW COST

TELEVISION


RADIO - COLOR TV
Training in
Spare Time **AT HOME**



The future is **YOURS** in **TELEVISION!**

A fabulous field—good pay—fascinating work—a prosperous future in a good job, or independence in your own business!

Send Coupon or write to address below
for Free Book



Coyne brings you **MODERN-QUALITY** Television Home Training; training designed to meet Coyne standards at truly lowest cost—you pay for training only—no costly "put together kits." Not an old Radio Course with Television "tacked on." Here is **MODERN TELEVISION TRAINING** including **Radio, UHF and Color TV**. No Radio background or previous experience needed. Personal guidance by Coyne Staff. **Practical Job Guides** to show you how to do actual servicing jobs—*make money early in course*. Free Lifetime Employment Service to Graduates.

and full details, including easy Payment Plan. **No obligation, no salesman will call.**

COYNE Television

Home Training Division

Dept. 30-H2, New Coyne Building
1501 W. Congress Pkwy., Chicago 7, Ill.

Send Free Book and details on how I can get Coyne Quality Television Home Training at low cost and easy terms.

Name _____

Address _____

City _____ State _____

COYNE ELECTRICAL SCHOOL

CHARTERED AS AN EDUCATIONAL INSTITUTION
NOT FOR PROFIT

1501 W. Congress Parkway • Chicago 7, Dept. 30-H2



B. W. COOKE, Jr., President
Coyne—the Institution behind this training... the largest, oldest, best equipped residential school of its kind. Founded 1899.


Letters (Continued from page 12)

tions. I highly recommend this modification to others using this type of receiver.

STANFORD L. McDONALD
Lincoln, Neb.

DX CB Transmission

Occasionally I pass the time here on Guam Island by listening in on the ham bands. As I was flipping through the Citizens Band frequencies on



Sunday, December 13, I was quite astonished to pick up a transmission between 21WØ217 and 21WØ1Ø5, both in Hawaii. This seemed extraordinary considering the low power of Citizens Band equipment and the fact that we are 4000

miles from Hawaii. I could hear every word from Ø1Ø5 but had trouble picking up Ø217. My S-meter registered an S-3 with Ø1Ø5.

T/Sgt. R. R. MILLIGAN
3960th CSG, AFSSO, Box 169
APO 334, San Francisco, Calif.

Einstein Defenders

I was shocked when I read the sweeping statements of Mr. Henry J. Wett in the December Letters from Our Readers column. I think Mr. Wett had better study some of Einstein's writings so he'll know what he's talking about. Judging from his statements, I don't think he knows what the theory of relativity is. Nor is he the first to propose electricity as the basis of all things.

By the way, Einstein's theory of relativity explains the motion of the perihelion of Mercury. Does Mr. Wett's?

VERNON RAAFLAUB
Magnetawan, Ont., Canada

In reference to Mr. Henry J. Wett's letter, I disagree with everything but one phrase: "You may think of me as a crackpot." I most certainly do.

As for your magazine, keep up the great work, but a little less on the hi-fi, please.

GARY EDELMAN
Bronx, N. Y.

Music to Our Ears

For gosh sakes, don't take any suggestions seriously that would have you eliminate hi-fi for

REMARKABLE TUBE VALUES AT 1950 PRICES
ALL TUBES IND. BOXED, CODE DATED AND BRANDED "TRU-VAC®"

Typical TRU-VAC® Bargains! THIS IS A PARTIAL LIST Thousands More Always in Stock

6SN7GT				ALWAYS 30c				6W4GT				ALWAYS 30c										
OY4	2CY5	SR4	6A5S5	6BK7	6CS6	6SD7GT	7B4	7Z4	12B97	19J6	50CS	2CY5	SR4	6A5S5	6BK7	6CS6	6SD7GT	7B4	7Z4	12B97	19J6	50CS
O24	3A4	SU4	6A76	6BL7GT	6CUS	6SF5	7B5	12A8	12CA5	19T8	50L6	3A4	SU4	6A76	6BL7GT	6CUS	6SF5	7B5	12A8	12CA5	19T8	50L6
1A7GT	3A5	SUB	6A4UGT	6BN6	6CUB	6SF7	7B6	12A85	12CN5	24A	56	3A5	SUB	6A4UGT	6BN6	6CUB	6SF7	7B6	12A85	12CN5	24A	56
1B3GT	3AL5	SV4G	6A5UGT	6BQGT	6DB	6SG7	7B7	12AQS	12DA	2526GT	57	3AL5	SV4G	6A5UGT	6BQGT	6DB	6SG7	7B7	12AQS	12DA	2526GT	57
1C6	3BC5	SV6GT	6A16	6BQ7	6DE6	6SH7	7B8	12A76	12F5	26	58	3BC5	SV6GT	6A16	6BQ7	6DE6	6SH7	7B8	12A76	12F5	26	58
1C7	3BN6	SR8	6A18	6BR8	6DG6GT	6S17	7C4	12A77	12K7	27	71A	3BN6	SR8	6A18	6BR8	6DG6GT	6S17	7C4	12A77	12K7	27	71A
1F4	3Z6	SY3	6AV5GT	6BS5	6DS6	6SK7	7C5	12AUG	12L6	25	75	3Z6	SY3	6AV5GT	6BS5	6DS6	6SK7	7C5	12AUG	12L6	25	75
1F5	3CB6	6A6	6AV6	6BSYG	6FS	6SL7	7C6	12A7U	12O7	25A5	76	3CB6	6A6	6AV6	6BSYG	6FS	6SL7	7C6	12A7U	12O7	25A5	76
1G4	3Q4	6AB4	6AW8	6BZ6	6FE	6S87	7E5	12AV6	12SA7	25B5	77	3Q4	6AB4	6AW8	6BZ6	6FE	6S87	7E5	12AV6	12SA7	25B5	77
1HSGT	354	6AC7	6AX4GT	6BZ7	6HG	6S97	7E6	12AV7	12S7	25C5	78	354	6AC7	6AX4GT	6BZ7	6HG	6S97	7E6	12AV7	12S7	25C5	78
1I4	3V4	6AF4	6AX5GT	6C4	6J4	6T4	7E6	12AX4GT	12SK7	25H4	80	3V4	6AF4	6AX5GT	6C4	6J4	6T4	7E6	12AX4GT	12SK7	25H4	80
1I6	4B07A	6AG5	6BE	6CB6	6J5	6U8	7E7	12AX7	12SN7GT	25Z5	80	4B07A	6AG5	6BE	6CB6	6J5	6U8	7E7	12AX7	12SN7GT	25Z5	80
1NSGT	4B58	6AH4GT	6BA6	6CD6G	6J6	6V6GT	7F7	12A27	12S07	26	84/624	4B58	6AH4GT	6BA6	6CD6G	6J6	6V6GT	7F7	12A27	12S07	26	84/624
1R5	4BZ7	6AH6	6BC5	6CF6	6J7	6W6GT	7F8	12B4	12V6GT	28	112Z3	4BZ7	6AH6	6BC5	6CF6	6J7	6W6GT	7F8	12B4	12V6GT	28	112Z3
1T4	4CB6	6AX5	6BC8	6CH7	6KGT	6X4	7G7	12BA6	12W6GT	29/44		4CB6	6AX5	6BC8	6CH7	6KGT	6X4	7G7	12BA6	12W6GT	29/44	
1U1	5AN8	6AM8	6B86	6C16	6N7	6X3	7H7	12B27	12X4	41		5AN8	6AM8	6B86	6C16	6N7	6X3	7H7	12B27	12X4	41	
1U5	5A18	6AN8	6B55	6CM6	6Q7	6Y6G	7J7	12B06	14A7/12B7			5A18	6AN8	6B55	6CM6	6Q7	6Y6G	7J7	12B06	14A7/12B7		
1V2	5AV8	6AQ5	6BG6G	6CMT	6S4	7A4/XXL	7S7	12B16	14B6	42		5AV8	6AQ5	6BG6G	6CMT	6S4	7A4/XXL	7S7	12B16	14B6	42	
1X2	5A24	6AQ6	6BH6	6CN7	6S7	7A5	7X6	12B77	14Q7	43		5A24	6AQ6	6BH6	6CN7	6S7	7A5	7X6	12B77	14Q7	43	
2A4A	5BR8	6AQ7	6B16	6C08	6SBGT	7A6	7X7	12B06	19A4GT	50A5		5BR8	6AQ7	6B16	6C08	6SBGT	7A6	7X7	12B06	19A4GT	50A5	
2B4	5J6	6AR5	6BK5	6CR6	6S47	7A7	7Y4	12B87	19B6G	50B5		5J6	6AR5	6BK5	6CR6	6S47	7A7	7Y4	12B87	19B6G	50B5	

1 YEAR GUARANTEED PICTURE TUBES

Brand New* Below Listed prices do not include dud. Add Additional 55.00 Deposits on tube sizes to 20" on 21" and 24" tubes—\$7.50. Deposit refunded immediately when dud is returned prepaid. Aluminized tubes—\$4.00 extra.

Picture tubes shipped only to continental USA and Canada—All tubes F.O.B. Harrison, N. J.

102P4	7W	18M4	12.19	17C4	16.99	19A4	18.39	21A1P2	15.79	21P4	18.39	21Y4	18.39
11P4	10.49	18K4	11.99	17G4	17.89	20C4	15.19	21A4P4	17.99	21Q4	18.39	21Z4	17.49
14B/CP4	11.99	16P4	12.19	17H4	16.99	20D4	15.89	21A4U	18.29	21M4	22.39	24A4	29.49
16A4	16.09	18R4	11.99	17I4	16.99	20P4	17.89	21AV4	18.29	21Y4	18.39	26C4	27.29
18D4	12.19	17A4P4	15.49	17Q4	15.89	21A4	21.49	21AW4	17.49	21W4	17.49	24P4	27.29
16P4	16.09	17B4	12.49	17J4	16.99	21A1P4	18.29	21P4	17.29	21S4	17.49		

ATTENTION QUANTITY USERS! Big Discounts Are Yours... Call or Write For Our 1000 Tube "Private Label" Special! Attention Branding Dept. MGR. Money cheerfully refunded within five (5) days, if not completely satisfied! TRU-VAC® PAYS YOUR POSTAGE on orders of \$5 or more in U.S.A. and Territories. Send approximate postage on Canadian and foreign orders. Any order less than \$5 requires 25¢ handling charge. Send 25¢ on C.O.D.'s. All orders subject to prior sale. Complying with Federal regulations, the following statement appears in all TRU-VAC advertising: Tubes appearing in this ad may be FACTORY SECONDS or USED tubes and are clearly marked.

Write For FREE LIST Of Tubes and Products Sold By TRU-VAC®

GUARANTEE

Only TRU-VAC guarantees to replace free any tube which becomes defective in use within one year of date of purchase.

FREE FUSE CLIP Sent With Any Order Of \$5 Or More

USED TV CONSOLES

Guaranteed to Work When You Receive Them
10" & 12" \$29
14" & 16" \$37
17" \$45
19" \$59

All sets shipped in two cartons to avoid breakage. Sets shipped express to continental U.S.A. and Canada only. F.O.B. Harrison, New Jersey.

FREE BONUS—RABBIT EARS

FREE with each set purchased

\$7.95 Value

Visit Our Huge Testing Dept. In The Heart Of Harrison, N. J.'s Electronics Industry
Harrison, New Jersey HUMBOLDT 4.9770

Your best buy...

TRU-VAC

35¢

33¢


For any used or factory second tube!



Accredited by the National Home Study Council

good training
doesn't cost . . .
it pays!

How To Get an



FCC License (Commercial)

Get Your FCC License
Quickly

We Guarantee to train you **Your FCC License**
until you receive

Get all 3 FREE
We guarantee
to train you until you receive
Your FCC License
—or your money back

The master Course in Electronics will provide you with the mental tools of the electronics technician and prepare you for a First Class FCC License (Commercial) with a radar endorsement. When you successfully complete the Master Course, If you fail to pass the FCC examination, you will receive a full refund of all tuition payments.

Our Trainees Get Good Jobs

"Investment in training really pays off!"

"I am now employed by the Western Electric Company as an electronic tester. My status as a student of Cleveland Institute was an important factor in my being employed. Knowledge gained through the course has proved amazingly helpful and affords me a feeling of complete confidence."

T. E. Spence, Greensboro, N. C.

Get this handy Pocket
Electronics Data Guide
Free

Plus all the commonly used conversion factors, formulas, tables, and color codes at your fingertips. Yours absolutely free if you mail the coupon in 30 days. No further obligation!



TO GET THIS FREE GIFT, MAIL COUPON Within 30 Days

Cleveland Institute of Electronics

490u Euclid Ave., Desk PE-62

Cleveland 3, Ohio

March, 1960



Cleveland Institute of Electronics

490u Euclid Ave., Desk PE-62, Cleveland 3, Ohio

Please send Free Booklets prepared to help me get ahead in Electronics and a free copy of your "Pocket Electronics Data Guide." I have had training or experience in Electronics as indicated below:

- | | |
|---|---|
| <input type="checkbox"/> Military | <input type="checkbox"/> Broadcasting |
| <input type="checkbox"/> Radio-TV Servicing | <input type="checkbox"/> Home Experimenting |
| <input type="checkbox"/> Manufacturing | <input type="checkbox"/> Telephone Company |
| <input type="checkbox"/> Amateur Radio | <input type="checkbox"/> Other _____ |

In what kind of work are you now engaged?

In what branch of Electronics are you interested?


Name _____ Age _____

Address _____

City _____ Zone _____ State _____

PE-62

You pay a little more for
Vocaline Citizens Band Radio but
**YOU GET A LOT
MORE PERFORMANCE!**



The real worth of equipment is measured by its performance—and that's where Vocaline's ED-27 Commaire outdistances them all. Compare Commaire's superlative features with competitive equipment. It makes sense to spend a little more to get so much more!



Model ED-27
\$179.50
list each

**THE MOST SELECTIVE
& SENSITIVE RECEIVER**

Crystal-controlled—double conversion superheterodyne. Selectivity: ± 5 kc at points 6 db down. Sensitivity: 0.1 mv. Audio output—4.5 watts!

**SILENT-AIRE SQUELCH
U.S. PAT. 2,632,812**

A squelch that really works!... Combines with exclusive noise suppression to assure complete silence in stand-by.

**TRANSISTORIZED
POWER SUPPLY**

Assures service-free, reliable operation.

1/2 MORE OUTPUT

5 watts input, 3 watts output!

Plus unmatched audio circuitry to make this the best-performing class D radio on the market...unequaled for range, signal-to-noise ratio, audio fidelity and dependability.

Supplied with microphone with coiled cord, hanger, universal mount. 2 models—115 VAC and 12 VDC; 115 VAC and 6 VDC.

WRITE FOR COMPLETE DATA
Commaire Dept. 8*

VOCALINE
COMPANY OF AMERICA, INC.
OLD SAYBROOK, CONN.

Letters

(Continued from page 14)

another branch of electronics. I think POPULAR ELECTRONICS is the best in the field because it gives the reader a balanced diet of all that is going on in this great industry.

Every branch of electronics has its own publications and people who want more on a specific area should subscribe to one of them. Meanwhile, I hope POPULAR ELECTRONICS will continue its excellent presentations of everything from ham to hi-fi, plus current scientific developments.

ROGER W. BERGER
Coronado, Calif.

Receiver Modulation?

■ I would be very interested to know how or why a Heath AR-3 receiver is modulated by a hi-fi amplifier as mentioned in the caption accompanying the article on modulating a transmitter in the January issue (page 120). The article is clear, but the caption is misleading.

Actually, I think POPtronics is tops in its field. I really enjoyed the construction article on the 15-meter beam antenna in the same issue. I became addicted to your magazine in March of 1956, and you are largely responsible for my getting my ham license.

TED WURZBURG, wv2jiz
Chappaqua, N. Y.

Reader Wurzburg is right; the caption was wrong. There is obviously not much point in modulating a receiver.

Electronic Pen Pals Wanted

■ I am 17 years old and am greatly interested in electronic experimenting. I would like to correspond with someone (either a boy or a girl) about my age who is also interested in electronics.

GEORGE LODENQUAI
Lluidas Vale P.O.
St. Catherine
Jamaica, B.W.I.

New Construction Fan

■ I would like to compliment you on your wonderful publication. It is the only electronics magazine I have found that includes material for a neophyte such as myself. I am thinking primarily of the article by Don Stoner in the September issue on building a transistorized stereo tape preamplifier. I have built two of these units and have found them to be, as Mr. Stoner stated, "clean as a whistle."

Although I'm no stranger to electronics, having been employed by the Bell Telephone Company for the past eighteen years, this was the first time I had ever built anything. Now I'm afraid I've gotten the "fever." Have you ever published a schematic for a transistorized recording preamplifier?

JAMES R. COX
Springfield, Ill.

Sorry, but we've never published a circuit for a tape recording preamplifier. Your best bet is one of the commercially available units. Many thanks for the kind words.

—30—

Learn Electronics

PREPARE FOR YOUR F. C. C. LICENSE—YOUR TICKET TO A BETTER JOB AND HIGHER PAY!



F.C.C. LICENSE—THE KEY TO BETTER JOBS

An F.C.C. *commercial* (not amateur) license is your ticket to higher pay and more interesting employment. This license is Federal Government evidence of your qualifications in electronics. Employers are eager to hire *licensed* technicians.

WHICH LICENSE FOR WHICH JOB?

The **THIRD CLASS** radiotelephone license is of value primarily in that it qualifies you to take the second class examination. The scope of authority covered by a third class license is extremely limited.

The **SECOND CLASS** radiotelephone license qualifies you to install, maintain and operate most all radiotelephone equipment except commercial broadcast station equipment.

The **FIRST CLASS** radiotelephone license qualifies you to install, maintain and operate every type of radiotelephone equipment (except amateur) including all radio and television stations in the United States, its territories and possessions. This is the highest class of radiotelephone license available.

GRANTHAM TRAINING PREPARES YOU

The Grantham Communications Electronics Course prepares you for a **FIRST CLASS** F.C.C. license, and it does this by **TEACHING** you electronics. Each point is covered simply and in detail, with emphasis on making the subject easy to understand. The organization of the subject matter is such that you progress, step-by-step, to your specific objective—a first class F.C.C. license.

CORRESPONDENCE OR RESIDENCE CLASSES

Grantham training is available by correspondence or in resident classes. Either way (residence or correspondence), we train you quickly and well—no previous training required. Even a beginner may qualify for his first class license in a relatively short time.

FOUR COMPLETE SCHOOLS: To better serve our many students throughout the entire country, Grantham School of Electronics maintains four complete Divisions—located in Hollywood, Calif., Seattle, Wash., Kansas City, Mo., and Washington, D.C. All Divisions of Grantham School of Electronics offer the same rapid courses in F.C.C. license preparation, either by home study or in resident classes.

Get your First Class Commercial F.C.C. License Quickly

This booklet

FREE!



This free booklet gives details of our training and explains what an F.C.C. license can do for your future.

Upgrade Your Income with a First Class F. C. C. LICENSE

In resident classes or by home study, Grantham training is the easy way to learn more quickly and to prepare more thoroughly for F.C.C. examinations. And your first class F.C.C. license is the quick, easy way to prove to your employer that you are worth more money.

If you already have practical experience in radio-electronics, the Grantham course can add a knowledge of theory and an F.C.C. license to that practical experience. This is most important in qualifying you for higher pay and greater job security.

Our free booklet gives details of how you can prepare quickly for a better job in the rapidly expanding electronics industry. Clip the coupon below and mail it to the Grantham School nearest you.

GRANTHAM SCHOOL OF ELECTRONICS

HOLLYWOOD
CALIF.

1505 N. Western Ave. (HO 7-7727)
Hollywood, Calif.

SEATTLE
WASH.

408 Marion Street (MA 7-7227)
Seattle, Wash.

KANSAS CITY
MO.

3123 Gillham Road (JE 1-6220)
Kansas City, Mo.

WASHINGTON
D. C.

821 - 19th Street, N. W. (ST 2-3614)
Washington, D. C.

MAIL COUPON TO SCHOOL NEAREST YOU

(Mail in envelope or paste on postal card)

TO: GRANTHAM SCHOOL OF ELECTRONICS
1505 N. Western • 408 Marion • 3123 Gillham Rd. • 821-19th, NW
Hollywood • Seattle • Kansas City • Washington



Gentlemen:

Please send me your free booklet telling how I can get my commercial F.C.C. license quickly. I understand there is no obligation and no salesman will call.


Name _____ Age _____

Address _____

City _____ State _____

I am interested in: Home Study, Resident Classes 03-C

POP'tronics Bookshelf



"FROM TINFOIL TO STEREO: THE EVOLUTION OF THE PHONOGRAPH" by Oliver Read and Walter Welch. Published by Howard W. Sams and Co., Inc., 2201 East 46th St., Indianapolis 5, Ind. 576 pages. \$9.95.

When the name of Thomas Edison is mentioned, few images come so quickly to mind as the one of him shouting "Mary had a little lamb" into his newly made tinfoil phonograph. Edison was, of course, the greatest inventor of his time, and he received the adulation usually afforded only to royalty. But he had many competitors who challenged his leadership in the field of invention and who were a thorn in his side commercially.

This lengthy book on the evolution of

the phonograph relates not only the progress of the different mechanical designs from the beginning through electrical recordings but also the fascinating story of the pioneering recording companies fighting one another bitterly—hardly hesitating to pirate designs and betray trusts. It is the most authentic, complete, and detailed book on the phonograph yet to appear and it will probably become the definitive work on the subject. Especially valuable is a chart showing the corporate genealogy of record companies.

Recommended as an entertaining and valuable reference book for those interested in the backgrounds of present-day audio techniques and as a standard reference work for all manufacturers of records and recording and reproducing equipment.



"REALM OF NUMBERS" by Dr. Isaac Asimov. Published by Houghton Mifflin Co., 2 Park St., Boston, Mass. 200 pages. \$2.75.

Dr. Asimov is a chemist and well-known science writer who knows how to put across the basic ideas of mathematics. This is not a textbook but rather the story of the de-


\$49⁵⁰ COMPLETELY WIRED STEREO AMPLIFIER-PREAMPLIFIER

PA 39 Blue & White
NET PRICE \$49.50

PA 39G Two Tone Gold
NET PRICE \$49.50

PA 39+ For Magnetic Cartridge
—Uses Hum Free 2 Transistor
Preamplifier ..NET PRICE \$69.50

PA 39G+ For Magnetic Cartridge
—Uses Hum Free 2 Transistor
Preamplifier ..NET PRICE \$69.50



TECH-MASTER'S BACKGROUND AND EXPERIENCE MAKE THIS OFFER POSSIBLE

The PA 39 is truly as easy on the purse as it is on the ear. It's the ideal 14 watt stereo amplifier-preamplifier for 90% of all hi-fi stereo layouts. Two channels of faithful audio. Servicemen recommend it for its ease of installation. The simple sandwich type panel-mount eliminates unnecessary fuss and cost. Available in blue and white front panel with blue-gray case (also in

gold and suntan panel with walnut case.)

FEATURES

Dual channel, crystal or ceramic phono and tuner inputs; ganged gain control; balance control; speaker reverse switch; two separate tone controls; monaural-stereo switch; transformer power supply for complete line isolation.

TECH-MASTER

CORPORATION

75 FRONT STREET, BROOKLYN 1, N. Y.

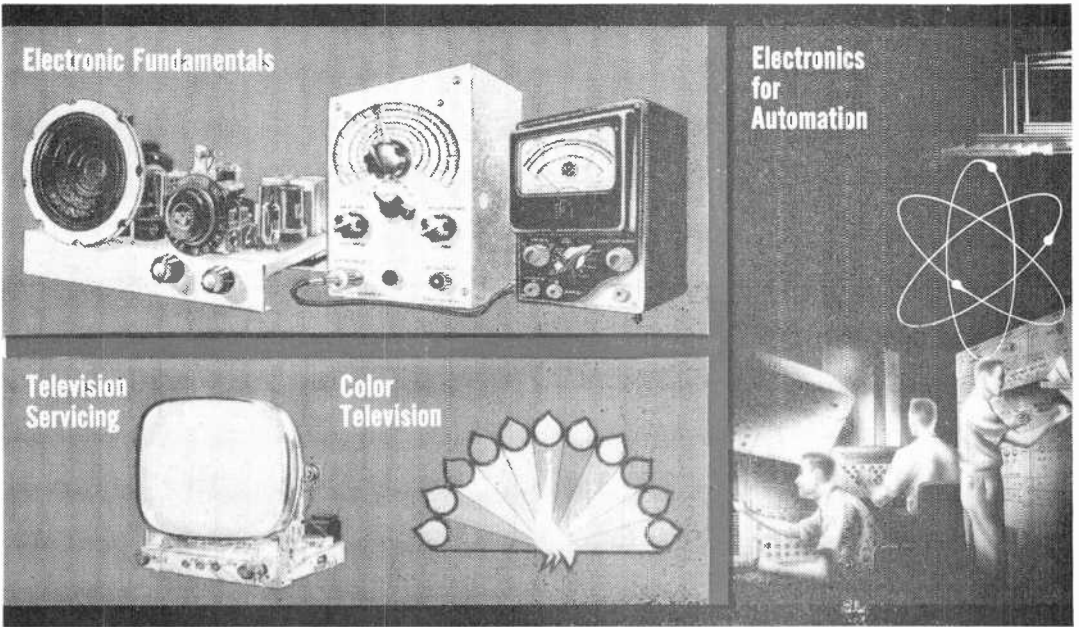


LET RCA TRAIN YOU IN ELECTRONICS

RCA Institutes, one of the world's leading electronic technical schools, offers a Home Study Course in . . .

ELECTRONICS FOR AUTOMATION

. . . Now you have *four* comprehensive courses for your electronic training . . . from basic electronic theory to the more advanced principles of color TV and Automation.



Send for our 64 page Home Study Catalog

FREE!

RESIDENT SCHOOLS in New York City and Los Angeles offer Technical Institute and Vocational School Courses in Electronics. Day and Evening classes start 4 times each year. Resident School Catalog sent free on request.

ANOTHER WAY RCA SERVES EDUCATION THROUGH ELECTRONICS



Practical work with the very first lesson. Pay-as-you-learn. You need pay for only one study group at a time.

RCA INSTITUTES, Inc. Home Study School, Dept. ZPE-30

A Service of Radio Corporation of America
350 West Fourth Street, New York 14, N. Y.

Please rush me your FREE illustrated 64-page book "Your Career in Electronics," describing your home training programs. No obligation. No salesman will call.

Name Age
Please print

Address

City Zone State

Veterans: Enter discharge date

CANADIANS Take advantage of these same RCA courses at no additional cost. No postage, no customs, no delay. Send coupon to: RCA Victor Company, Ltd., 5001 Cote de Liesse Rd., Montreal 9, Quebec
To save time, paste coupon on postcard.

knight-kits® are years ahead...

A PRODUCT OF ALLIED RADIO

so much easier to build... so much more value



see them all in
ALLIED'S 1960 CATALOG

FREE send for it



BEST...by Design!

exciting to build... satisfying to own!
quality electronic equipment at

SAVINGS UP TO 50%




Y-731 Deluxe FM-AM Stereo Hi-Fi Tuner (Multiplex add-in) \$87.50
only \$5 down



Y-774 Deluxe 40-Watt Stereo Amplifier (with Center Channel) \$79.50
only \$5 down



Y-773 Super-Value 20-Watt Stereo Hi-Fi Amplifier... \$44.50
only \$2 down



Y-787 FM-AM Hi-Fi Tuner (with Multiplex jack)..... \$49.95
only \$2 down



Y-737 "Ranger" Clock-Radio with "sleep" switch... \$24.95
only \$2 down



Y-258 4-Band 'Span Master' Receiver (with cabinet) \$25.95
only \$2 down




R-100 Amateur Communications Receiver (Hi-gain, with built-in Q-Multiplier)... \$104.50
only \$5 down



Y-708 1000 Ohm/Volt Pocket Volt-Ohm-Millammeter \$9.95



Y-713 Citizen's Band, 27 mc Transceiver..... \$29.95
only \$2 down



Y-771 5-Transistor Superhet Portable Radio (less battery) \$25.95
only \$2 down



Y-125 Electronic VTVM (11 meg. input resistance) \$25.75
only \$2 down



Y-143 Model "600" Tube Checker (checks over 700 types)..... \$32.95
only \$2 down

see scores of other **knight-kits**

HI-FI KITS

Stereo Preamp
60-W Stereo Amplifier
25-W Amplifier
18-W Amplifier
12-W Amplifier
HI-FI Tuners
Speaker Systems
and others

HOBBYIST KITS

"Space-Spanner" Radio
"Ranger" Radios
"Ocean Hopper" Radio
Transistor Radios
2-Way Intercom
Electronic Lab Kits
and many others

INSTRUMENT KITS

Lab AC VTVM
VCM's
5" Scopes
Tube Checkers
Signal Tracer
Audio Generator
Sweep Generator
plus many others

AMATEUR KITS

400-Watt Transmitter
50-Watt Transmitter
Self-Powered VFO
100 kc Crystal Calibrator
Code Practice Oscillator
Grid Dip Oscillator

ONLY \$2 DOWN
on orders up to \$50;
\$5 down on orders
up to \$200.

There's a money-saving **knight-kit** for every need... see them all in **ALLIED'S 1960 CATALOG**

Describes the complete **KNIGHT-KIT** line in detail—the leading Buying Guide to everything in Electronics. Send for your **FREE** copy today!

FREE



ALLIED RADIO

ALLIED RADIO, Dept. 75-C
100 N. Western Ave., Chicago 80, Ill.

SEND FREE 1960 ALLIED CATALOG

Name _____

Address _____

City _____ Zone _____ State _____

Bookshelf (Continued from page 20)

erecting antennas, data on coaxial cable and channel frequencies, etc. Highly recommended for service technicians who install and maintain TV distribution systems.



"VACUUM TUBE CHARACTERISTICS" edited by Dr. A. Schure. Published by John F. Rider Publisher, Inc., 116 West 14th St., New York 11, N. Y. 96 pages. Soft cover \$1.80.

An extremely comprehensive discussion of vacuum-tube constants and characteristics, this book is written at the intermediate level. It covers electron emission, diodes, triodes, multi-grid tubes, and special-purpose tubes; and review questions appear at the end of each chapter.

Miscellaneous Literature

Complete construction plans for building six different enclosures suitable for use with Audax speakers are featured in a 12-page booklet entitled "Build Your Own

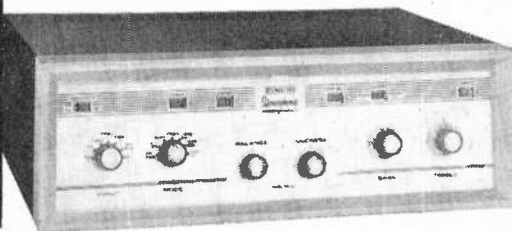
Audax Paraflex Speaker System." A copy can be obtained by mailing 25 cents to Audax, Inc., Dept. 320, 38-19 108th St., Corona 68, N. Y.

A 64-page catalog has just been announced by Zalytron Tube Corp., Dept. P2, 220 West 42nd St., New York 36, N. Y. In addition to listing the Zalytron line of receiving tubes, Catalog No. 160 includes many items for use in electronic experimentation.

Detailed information on toolroom specialties will be found in Scherr-Tumico's new 96-page catalog of precision measuring tools and instruments. It is available from Scherr-Tumico, 200 Lafayette St., New York 12, N. Y.

A four-page glossary of tape recording terms called "99 Tape Recording Terms" is available from Minnesota Mining and Manufacturing Co., Dept. E9-520, 900 Bush Ave., St. Paul, Minn. Although this booklet is intended primarily for the amateur, the professional recordist should also find it valuable for reference purposes. —30—

**The last
preamp-
amplifier
you'll ever
have
to buy!**



*a 40-watt stereo
preamp-amplifier
in kit form
for only
\$79.95
by*

PACO

*also available
factory wired
SA-401V...\$129.95*

PACO is the kit division of **PRECISION** Apparatus Co., Inc., world famous manufacturers of laboratory electronic instruments for over a quarter century.

The new PACO Model SA-40 offers you greater reserve power capacity than any other preamp-amplifier in its category. Its exceptional circuit design assures highly stable performance with extremely low distortion. And...the SA-40 provides maximum flexibility in any stereophonic high fidelity system present or contemplated.

outstanding specifications:

POWER OUTPUT: 20 watts per channel, 40 watts total

RESPONSE: 30 cps to 90 Kc \pm 1 db

DISTORTION:

Harmonic — less than .2% at 20 watts per channel
less than .1% at 10 watts per channel

Intermodulation — less than 1% at full rated output

FRONT PANEL CONTROLS: 14 controls including separate bass and treble controls

POWER SUPPLY: Silicon diode, low impedance for minimum distortion

EXTERNAL DESIGN: gold and satin black hooded case with panel illumination and satin gold panel

COMING SOON!



*Model ST-45
AM/FM Stereo Tuner Kit
matching companion
for the SA-40*

At leading electronic parts distributors and wherever good sound is sold.

For complete information, write to:

PACO ELECTRONICS COMPANY, INC.
70-31 84th Street, Glendale 27, Long Island, New York
Export: Morhan Exporting Corp., 458 B'way, N. Y. 13, N. Y.
Canada: Atlas Radio Corp., 50 Wingold Ave., Toronto 19, Ont.

Always say you saw it in—POPULAR ELECTRONICS

why
the most
advanced
professional
cartridge...



Electro-Voice® NEW MAGNERAMIC * 31 MD7

has ceramic
elements!

For more than 35 years, Electro-Voice has been a leader in the development and manufacture of dynamic microphones and loudspeakers. Why then, with this extensive experience in designing and producing electro-magnetic devices, is Electro-Voice introducing the new Magneramic 31 Series stereo cartridge using ceramic elements?

The reason is that Electro-Voice is genuinely convinced that a precision ceramic cartridge is the finest type that can be made today . . . definitely superior to the magnetic type. The superiority of the Magneramic 31 is demonstrated in these three areas.

GREATER FLEXIBILITY — The 31 Series cartridge will operate perfectly at any stylus pressure from 2 to 20 grams. The same stylus assembly can be used for operation on both turntable and record changers; performance need not be compromised by using a special, stiff stylus assembly for record changers. Record wear is the only criterion in setting stylus pressure — cartridge operation is not affected. Thus, when converting from a changer to a turntable, or vice versa, replacement of the stylus assembly is not necessary when using the Magneramic 31.

HIGHER OUTPUT — Along with the trend toward less efficient speaker systems, more amplifier power has become a necessity. While most stereo amplifiers are now designed with input sensitivities to match the typical 5-millivolt output of magnetic stereo cartridges, nearly all monaural amplifiers were designed for at least 8-millivolt input. These cannot be driven to full output with a magnetic stereo cartridge. The Magneramic 31 develops a full 8-millivolt output and couples directly into any "magnetic" preamp unit. This higher output should especially be considered by those planning conversion to stereo utilizing existent monaural amplifiers.

FREEDOM FROM HUM — The increased amplifier gain required to satisfactorily drive low efficiency speakers coupled with decreased cartridge output has significantly increased system hum problems. Also, conventional methods of hum elimination used in monaural magnetic cartridges become difficult or impossible to apply to stereo magnetics. The Magneramic 31 completely eliminates these problems — it is non-inductive and has adequate output.

The Electro-Voice Magneramic 31 MD7 cartridge directly replaces any monophonic or stereophonic magnetic cartridge now on the market. It feeds into the preamp input-jack specified for magnetic cartridges and does not require adaptors or circuit modifications.


SPECIFICATIONS — MAGNERAMIC 31 MD7

Response Range: 20 to 15,000 cps \pm 2 db
Compliance, Vertical: 3.5×10^{-4} cm/dyne
Compliance, Lateral: 3.5×10^{-4} cm/dyne
Isolation: 28 db @ 1000 cycles
Tracking Force: 2 to 4 grams in transcription arms
 4 to 6 grams in changer arms
Styli: .7 mil diamond
Output: 8 millivolts
Recommended Load: 22,000 to 47,000 ohms
 (Magnetic phono inputs)
Elements: 2, Lead Zirconium Titanate (Ceramic)
Weight: 8 grams
Terminals: 4, standard .050" connectors
Mounting Centers: $\frac{1}{2}$ " and $\frac{7}{16}$ " fits both
Audiophile Net: \$24.00

Want more information? Write Dept. 30P for the booklet entitled,
 "FACTS ABOUT THE ELECTRO-VOICE MAGNERAMIC CARTRIDGE"

Electro-Voice® INC.

BUCHANAN, MICHIGAN



Tips and Techniques

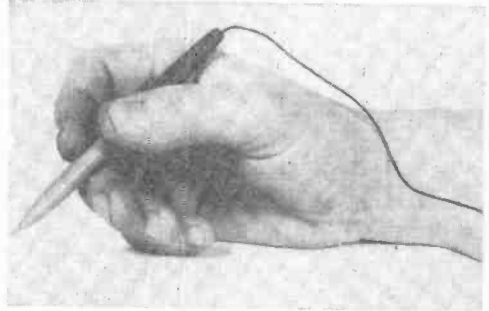
DIMMING PANEL LIGHTS

Panel lights on an oscilloscope are often too bright for use in the dark because they cause glare and make it difficult to see the image on the tube. You can reduce panel-light glare by removing the jewel from the lamp and gluing a thin piece of dark cloth to the inside of it. The same technique can be used with other pieces of equipment as well.—*Bob Culter, Oswego, Ore.*

PLASTIC PEN PROBE

You can build an inexpensive probe from a plastic pen that has a plunger on top. Simply remove the plunger pin, any internal metal spring, and the ink cartridge. Heat the pocket clip with a soldering iron

and pull it off with a pair of pliers. Cut off the ink container from the ball point assembly. Then tin the end of the ball point assembly, solder a wire to it, and replace it in the pen. Fill the lower half of the pen with plaster of Paris and feed the free



end of the lead through the top of the pen. And there's your probe.—*Arthur C. Nelson, Minneapolis, Minn.*

HARDWARE SORTING TRAYS

The trouble with storing hardware and small parts in a glass jar is that you have to dump out the whole jar to get at one particular part. If the contents of a jar are

NOW YOU CAN SECURE A HIGH SALARIED • TOP PRESTIGE CAREER IN ELECTRONICS IN ONLY ONE YEAR!

ELECTRONICS is the fastest growing industry in America today, creating unlimited opportunities for high salaries, with rapid advancement in **INDUSTRY AND THE ARMED FORCES** for Bailey Trained electronic engineering technicians.

LARGE CORPORATIONS from coast to coast, and **BRANCHES OF THE ARMED FORCES** send recruiters to visit each graduating class at Bailey Tech, offering unusually high starting salaries.

BAILEY GRADUATES ARE BEING HIRED for such fascinating and interesting work as technical salesmen, research and development of guided missiles, electronic business machines and automatically controlled manufacturing plants, etc., also good **RATINGS IN THE ARMED FORCES**.

UP TO SEVEN TECHNICIANS are needed for every engineer... this, plus superior training is why Bailey Graduates are being paid more to start, and are advancing more rapidly than many men who have spent four years in training.

Resident training is easier and costs less than you may think! We provide housing and part-time jobs while in school, plus free nationwide employment service for graduates. If you want to quickly enter America's fastest growing and most exciting industry, write for free booklet... no obligation.

VETERAN APPROVED
BAILEY TECHNICAL SCHOOLS
1625 S. Grand • St. Louis 4, Mo.



This Minneapolis-Honeywell system controls hundreds of automatic manufacturing operations. Experience on live equipment is emphasized at Bailey and is another reason for the tremendous backlog of high pay positions waiting **BAILEY GRADUATES**.

MAIL TODAY

Please mail immediately this free booklet without obligation

Name _____

Address _____

City _____ State _____



BUILD 16 RADIO

CIRCUITS AT HOME

with the New
PROGRESSIVE RADIO "EDU-KIT"®

ONLY
\$22.95

Reg. U. S.
Pat. Off.



A Practical Home Radio Course

Now Includes

- ★ 12 RECEIVERS
- ★ TRANSMITTER
- ★ SIGNAL TRACER
- ★ SIGNAL INJECTOR
- ★ CODE OSCILLATOR

- ★ No Knowledge of Radio Necessary
- ★ No Additional Parts or Tools Needed
- ★ EXCELLENT BACKGROUND FOR TV
- ★ School Inquiries Invited
- ★ Sold in 79 Countries

**YOU DON'T HAVE TO SPEND
HUNDREDS OF DOLLARS FOR A RADIO COURSE**

The "Edu-Kit" offers you an outstanding PRACTICAL HOME RADIO COURSE at a rock-bottom price. Our Kit is designed to train Radio & Electronics Technicians, making use of the most modern methods of home training. You will learn radio theory, construction practice and servicing. THIS IS A COMPLETE RADIO COURSE IN EVERY DETAIL.

You will learn how to build radios, using regular schematics; how to wire and solder in a professional manner; how to service radios. You will work with the standard type of punched metal chassis as well as the latest development of Printed Circuit chassis.

You will learn the basic principles of radio. You will construct, study and work with RF and AF amplifiers and oscillators, detectors, rectifiers, test equipment. You will learn and practice code, using the Progressive Code Oscillator. You will learn and practice trouble-shooting, using the Progressive Signal Tracer, Progressive Signal Injector, Progressive Dynamic Radio & Electronics Tester and the accompanying instructional material.

You will receive training for the Novice, Technician and General Classes of F.C.C. Radio Amateur License. You will build 16 Receiver, Transmitter, Code Oscillator, Signal Tracer and Signal Injector circuits, and learn how to operate them. You will receive an excellent background for television, Hi-Fi and Electronics.

Absolutely no previous knowledge of radio or science is required. The "Edu-Kit" is the product of many years of teaching and engineering experience. The "Edu-Kit" will provide you with a basic education in Electronics and Radio, worth many times the complete price of \$22.95. The Signal Tracer alone is worth more than the price of the entire Kit.

THE KIT FOR EVERYONE

You do not need the slightest background in radio or science. Whether you are interested in Radio & Electronics because you want an interesting hobby, a well paying business or a job with a future, you will find the "Edu-Kit" a worth-while investment. Many thousands of individuals of all

ages and backgrounds have successfully used the "Edu-Kit" in more than 79 countries of the world. The "Edu-Kit" has been carefully designed, step by step, so that you cannot make a mistake. The "Edu-Kit" allows you to teach yourself at your own rate. No instructor is necessary.

PROGRESSIVE TEACHING METHOD

The Progressive Radio "Edu-Kit" is the foremost educational radio kit in the world, and is universally accepted as the standard in the field of electronics training. The "Edu-Kit" uses the modern educational principle of "Learn by Doing." Therefore you construct, learn schematics, study the theory, practice trouble-shooting—all in a closely integrated program designed to provide an easily-learned, thorough and interesting background in radio.

You begin by examining the various radio parts of the "Edu-Kit." You then learn the function, theory and wiring of these parts. Then you build a simple radio. With this first set you will enjoy listening to regular broadcast stations, learn more advanced theory and trouble-shooting. Then you build a more advanced radio, learn more advanced theory and techniques. Gradually, in a progressive manner, and at your own rate, you will find yourself constructing more advanced multi-tube radio circuits, and doing work like a professional Radio Technician.

Included in the "Edu-Kit" course are sixteen Receiver, Transmitter, Code Oscillator, Signal Tracer and Signal Injector circuits. These are not unprofessional "breadboard" experiments, but genuine radio circuits constructed by means of professional wiring and soldering on metal chassis, plus the new method of radio construction known as "Printed Circuitry." These circuits operate on your regular AC or DC house current.

THE "EDU-KIT" IS COMPLETE

You will receive all parts and instructions necessary to build 16 different radio and electronics circuits, each guaranteed to operate. Our Kits contain tubes, tube sockets, variable, electrolytic, mica, ceramic and paper dielectric condensers, resistors, tie strips, coils, hardware, tubing, punched metal chassis, Instruction Manuals, hook-up wire, solder, etc.

In addition, you receive Printed Circuit materials, including Printed Circuit chassis, special tube sockets, hardware and instructions. You also receive a useful set of tools, a Tester. The "Edu-Kit" also includes Code Instructions and the Progressive Code Oscillator, in addition to F.C.C.-type Questions and Answers for Radio Amateur License training. You will also receive lessons for servicing with the Progressive Signal Tracer and the Progressive Signal Injector, a High Fidelity Guide and a Quiz Book. You receive Membership in Radio-TV Club, Free Consultation Service, Certificate of Merit and Discount Privileges. You receive all parts, tools, instructions, etc. Everything is yours to keep.

PRINTED CIRCUITRY

At no increase in price, the "Edu-Kit" now includes Printed Circuitry. You build a Printed Circuit Signal Injector, a unique servicing instrument that can detect many Radio and TV troubles. This revolutionary new technique of radio construction is now becoming popular in commercial radio and TV sets.

A Printed Circuit is a special insulated chassis on which has been deposited a conducting material which takes the place of wiring. The various parts are merely plugged in and soldered to terminals.

Printed Circuitry is the basis of modern Automation Electronics. A knowledge of this subject is a necessity today for anyone interested in Electronics.

UNCONDITIONAL MONEY-BACK GUARANTEE

**ORDER DIRECT FROM AD—RECEIVE FREE BONUS
RESISTOR AND CONDENSER KITS WORTH \$7**

- Send "Edu-Kit" postpaid. I enclose full payment of \$22.95.
- Send "Edu-Kit" C.O.D. I will pay \$22.95 plus postage.
- Rush me FREE descriptive literature concerning "Edu-Kit."

Name

Address

PROGRESSIVE "EDU-KITS" INC.

1186 Broadway, Dept. 566D, Hewlett, N. Y.

FREE EXTRAS

- SET OF TOOLS
- SOLDERING IRON
- ELECTRONICS TESTER
- PLIERS-CUTTERS
- ALIGNMENT TOOL
- WRENCH SET
- VALUABLE DISCOUNT CARD
- CERTIFICATE OF MERIT
- TESTER INSTRUCTION MANUAL
- HIGH FIDELITY GUIDE & QUIZZES
- TELEVISION BOOK & RADIO TROUBLE-SHOOTING BOOK
- MEMBERSHIP IN RADIO-TV CLUB: CONSULTATION SERVICE, FCC AMATEUR LICENSE TRAINING
- PRINTED CIRCUITRY

SERVICING LESSONS

You will learn trouble-shooting and servicing in a progressive manner. You will practice repairs on the sets that you construct. You will learn symptoms and causes of trouble in home, portable and car radios. You will learn how to use the professional Signal Tracer, the unique Signal Injector and the dynamic Radio & Electronics Tester. While you are learning in this practical way, you will be able to do many a repair job for your friends and neighbors, and charge fees which will far exceed the price of the "Edu-Kit." Our Consultation Service will help you with any technical problems you may have.

J. Stataitis, of 25 Poplar Pl., Waterbury, Conn., writes: "I have repaired several sets for my friends, and made money. The "Edu-Kit" paid for itself, I was ready to spend \$240 for a Course, but I found your ad and sent for your Kit."

FROM OUR MAIL BAG

Ben Valerio, P. O. Box 21, Magna, Utah: "The Edu-Kits are wonderful. Here I am sending you the questions and also the answers for them. I have been in Radio for the last seven years, but like to work with Radio Kits, and like to build Radio Testing Equipment. I enjoyed every minute I worked with the different kits; the Signal Tracer works fine. Also like to let you know that I feel proud of becoming a member of your Radio-TV Club."

Robert L. Shuff, 1534 Monroe Ave., Huntington, W. Va.: "Thought I would drop you a few lines to say that I received my Edu-Kit, and was really amazed that such a bargain can be had at such a low price. I have already started repairing radios and phonographs. My friends were really surprised to see me get into the swing of it so quickly. The Troubleshooting Tester that comes with the Kit is really swell, and finds the trouble, if there is any to be found."

Lafayette Superior Quality Hi-Fi Kits

The *FINEST* . . . through research . . . engineered by *LAFAYETTE!* MADE IN U.S.A.

KT-250 IN KIT FORM
74.50



LA-250A
COMPLETELY WIRED
99.50

50 WATT INTEGRATED STEREO AMPLIFIER

- RESPONSE 17-21,000 CPS \pm 1 DB (at normal listening level)
- UNIQUE "BLEND" CONTROL ● PREMIUM EL86 OUTPUT TUBES
- 50 WATTS MONAURAL—25 WATTS EACH STEREO CHANNEL ● CLUTCH-OPERATED VOLUME CONTROL ● SEPARATE BASS & TREBLE CONTROLS

A completely new stereo high fidelity amplifier with a high quality of reproduction, remarkable versatility and new distinctive styling. Full range of controls include a unique "blend" control for continuously variable channel separation—from full monaural to full stereo, 4-position Selector, Mode, Loudness and Phasing switches plus outputs for 4, 8 or 16 ohm speakers. Harmonic distortion less than 0.25%, IM distortion less than 1%. Hum and Noise 74 db below full output. Assembly is simple—no special skills or tools required. Complete with deluxe cabinet and legs, all parts, tubes and detailed instruction manual. Shpg. wt., 26 lbs.

KT-250AWX Stereo Amplifier Kit 5.00 Down Net 74.50
LA-250AWX Stereo Amplifier, wired & tested 5.00 Down Net 99.50

KT-600 IN KIT FORM
79.50



LA-600
COMPLETELY WIRED
134.50


PROFESSIONAL STEREO CONTROL CENTER

- RESPONSE 5-40,000 CPS \pm 1 DB ● UNIQUE STEREO & MONAURAL CONTROL FEATURES ● PRECISE "NULL" BALANCING SYSTEM ● CONCENTRIC INPUT LEVEL CONTROLS

A truly professional stereo preamplifier and master audio control center—solves every stereo/monaural control problem. Features unique Bridge Control for variable cross-channel feed for elimination of exaggerated channel separation effects—plus controlled 3rd channel output. Has all-concentric controls—including clutch-operated Volume Balance control. Provides complete and advanced facilities for accepting, controlling and providing undistorted gain for any and all program sources. Sensitivity 2.2 mv for 1 volt out (low level inputs). Dual low impedance "plate follower" outputs 1500 ohms. Response 5-40,000 cps \pm 1 db. Less than .03% IM distortion. Less than .1% harmonic distortion. Hum and noise 80 db below 2 volts (high level inputs). Uses 7 new 7025 low-noise dual triodes. Size: 14"x4 1/2"x10 3/4". Shpg. wt., 16 lbs. Complete with all parts, tubes, deluxe cabinet and detailed instruction manual.

KT-600 WX Stereo Preamp Kit 5.00 Down Net 79.50
LA-600 WX Stereo Preamp Kit, wired and tested 5.00 Down Net 134.50

KT-310 IN KIT FORM
47.50



LA-310
COMPLETELY WIRED
72.50

STEREO/MONAURAL POWER AMPLIFIER KIT

- 36 WATT STEREO AMPLIFIER—18 WATTS EACH CHANNEL ● EMPLOYS 4 PREMIUM-TYPE 7189 TUBES ● 2 PRINTED CIRCUIT BOARDS FOR SIMPLIFIED WIRING ● RESPONSE BETTER THAN 35-30,000 CPS \pm 1/2 DB AT 18 WATTS ● LESS THAN 1% HARMONIC OR IM DISTORTION

A superb basic stereo amplifier in easy-to-build kit form. Unit may be used with a stereo preamplifier to provide two 18 watt stereo channels or, at the flick of a switch, as a fine 36 watt monaural amplifier. Controls include 2 input volume controls, Channel Reverse switch and Monaural-Stereo switch. Dual outputs for 4, 8, 16 or 32 ohm speakers. Input sensitivity .45 volts per channel for full output. Tubes are 2-6AN8, 4-7189, GZ-34 rectifier. Sizes 10-9/16" x 5 1/2" h x 13 1/4" w. Complete kit with cage, all parts, tubes and detailed instruction manual. wt., 22 lbs.

KT-310 WX Stereo Power Amplifier Kit 2.00 Down Net 47.50
LA-310 WX Stereo Power Amplifier, wired and tested 5.00 Down Net 72.50

KT-500 IN KIT FORM
74.50



LT-50
COMPLETELY WIRED
124.50

FM-AM STEREO TUNER KIT

- 11 Tubes (4 dual-purpose) + Tuning Eye + Selenium rectifier provide 17 tube performance ● Multiplex Output for new Stereo FM ● Armstrong Circuit with Dual Limiters and Foster-Seelye Discriminator ● Extreme Sensitivity and Wide Frequency Response.

A precision engineered, highly stable tuner—perfect for lifelike stereo FM-AM broadcast reception, FM reception and/or AM reception. Features separate tuning and volume controls for AM and FM. Magic eye an AM and FM, plus automatic frequency control on FM for accurate tuning—stallons are "locked" in. Other deluxe features include cathode follower outputs and 5-position Function Selector. Efficient, broadband circuitry on AM with built-in antenna. FM section features include 2 microvolts sensitivity for 30 db quieting, frequency response 20-20,000 cps \pm 1/2 db and full 200 KC bandwidth. Two printed circuit boards make wiring simple—even for such a complex unit. Complete kit includes all parts, deluxe cabinet and detailed instruction manual. Size is 13 3/4" W x 10 3/8" D x 4 1/2" H. wt., 22 lbs.

KT-500WX FM-AM Stereo Tuner Kit 5.00 Down Net 74.50
LT-50 WX Same as above, wired & tested 5.00 Down Net 124.50

KT-236A
IN KIT FORM

NEW!



59.50

36-WATT INTEGRATED STEREO AMPLIFIER KIT

- 36-WATTS MONAURALLY—18 WATTS PER CHANNEL ● FREQUENCY RESPONSE 15-30,000 CPS \pm 1 DB ● UNIQUE "BLEND" CONTROL ● CONCENTRIC CLUTCH-OPERATED VOLUME CONTROL ● DUAL CONCENTRIC BASS AND TREBLE CONTROLS ● 4-EL84 TUBES IN PUSH PULL

This exciting new amplifier kit combines dual preamplifiers and dual 18 watt power amplifiers on one compact chassis. Instant selection from monophonic to stereo-phantic is provided by the turn of a switch. An amazing new "Blend" control gives continuously variable channel separation from full monophonic to full stereo. The concentric clutch-operated volume control offers independent or simultaneous level adjustments of both channels. Dual concentric bass and treble controls furnish 4 independent tonal adjustments. Harmonic distortion less than 0.15% at normal listening level. 1-M distortion is less than .3%. Hum and noise 70 db below rated output. Complete with cage, legs and detailed instructions. Shpg. wt., 24 lbs.

KT-236A WX Stereo Amplifier Kit 5.00 Down Net 59.50

Lafayette Radio

165-08 Liberty Ave. JAMAICA, N. Y.
AXtel 1-7000

NEW YORK, N. Y.
100 6th Ave.
Worth 6-5300


BOSTON, MASS.
110 Federal St.
HUBbard 2-7850

BRONX, N. Y.
542 E. Fordham Rd.
FORDham 7-8813

NEWARK, N. J.
24 Central Ave.
MARKet 2-1661

PLAINFIELD, N. J.
139 W. 2nd St.
PLAINfield 6-4718

NEW! Lafayette 50 Watt Complete Stereo Phono System




LAFAYETTE LA-250A



WOOD BASE

GARRARD
RC121/11



(OPTIONAL)

FINISHED ON 4-SIDES



NEW GE
VR-22



LAFAYETTE
SK-58

COMPONENTS

LAFAYETTE LA-250A 50-WATT AMPLIFIER	99.50
NEW GE VR-22 (.7 MIL) DIAMOND STEREO CARTRIDGE	24.45
GARRARD RC 121/11 STEREO CHANGER	41.65
LAFAYETTE WOOD CHANGER BASE	3.95
2- LAFAYETTE SK-58 FAMOUS FREE EDGE	
12" COAXIAL SPEAKERS @ 29.50	59.00

REGULAR CATALOG PRICE ~~229.55~~

COMPLETE STEREO SYSTEM
184.50 You Save
44.05

YOUR GUARANTEED BEST STEREO SYSTEM BUY!

This superb system will add a new dimension in living to your home with all the excitement and realism of a live concert. The new Lafayette LA-250A, 50-watt stereo amplifier (25 watts each channel) forms the heart of this outstanding stereo hi-fi phanograph music system—the features, versatility and advanced circuitry of this unit are second to none. Also included is the famous Garrard RC121/11 intermix 4-speed automatic record changer with full manual or automatic operation supplied with your choice of stereo cartridges—the new GE VR-22 (.7 Mil) diamond stereo cartridge, Pickering 371-7D (.7 Mil) diamond stereo cartridge, Shure M7D (.7 Mil) diamond stereo cartridge or the new Electro-Voice 31 MD7 (.7 Mil) diamond stereo cartridge. Supplied with the Lafayette wood base cut for the RC121 in your choice of finishes. These outstanding components are coupled with the 2 famous free edge Lafayette SK-58 12" Coaxial speakers with built-in crossover network and brilliance level control. System supplied with plugs, cables and simple instructions. Shpg. wt., 67 lbs.

HF-670WX Hi-Fi STEREO PHONO SYSTEM with choice of cartridge and mahogany, walnut or blond changer base (please specify)	5.00 Down	Net 184.50
HF-671WX Same as HF-670, but with 2 Laf Eliptoflex Series Bookshelf Enclosures (please specify finish). Shpg. wt., 143 lbs.	10.00 Down	Net 247.50
HF-675WX Stereo AM-FM-Phono System. Same as HF-670 but including the Lafayette LT-50 stereo tuner. Shpg. wt., 85 lbs.	10.00 Down	Net 299.50

Our
39th
Year



Leaders in Hi-Fi

The most complete selection and largest stocks of hi-fi components and systems—available for immediate delivery at the lowest possible prices. Save even more on Lafayette endorsed "best-buy" complete systems.

FREE! 1960 CATALOG

308 GIANT SIZED PAGES!

The Complete Catalog Featuring
"The Best Buys In The Business"

FOR THE NEWEST AND FINEST IN
STEREOPHONIC HI-FI EQUIPMENT AND SYSTEMS

- TAPE RECORDERS ● PUBLIC ADDRESS SYSTEMS
- AMATEUR EQUIPMENT ● INDUSTRIAL SUPPLIES
- MINIATURE COMPONENTS ● RADIO & TV TUBES AND PARTS
- EXCLUSIVE LAFAYETTE TRANSISTOR & HI-FI KITS

A "must" for the economy-minded hi-fi enthusiast, experimenter, hobbyist, engineer, technician, student, serviceman and dealer. Send for Lafayette's FREE Catalog—the most complete, up-to-the-minute electronic supply catalog crammed full of everything in electronics at our customary down-to-earth money-saving prices.

*Everything in
Electronics*
**Lafayette
Radio**

FREE

LAFAYETTE RADIO, Dept. 1C-6
P.O. Box 222, Jamaica 31, N. Y.
308 GIANT SIZED PAGES — FREE




Name.....
Address.....
City..... State.....

Tips

(Continued from page 24)


emptied into a photographic tray, the desired part can be selected and the rest returned to the jar with a minimum of effort. Such trays, available in many sizes, are



equipped with pouring lips that make them excellent for this purpose.—*D. Derek Ver-ner, Tuckahoe, N. Y.*

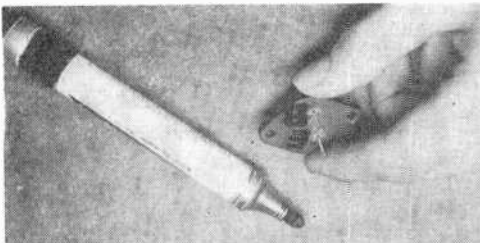
FILE TANG REAMS CHASSIS HOLE

If you don't have a reamer, you'll find that you can enlarge small chassis holes with the tang of a file. Although it won't cut as rapidly and easily as a reamer, it will leave quite a smooth edge. An octagonal-shaped tang works best.—*Joseph Carroll, B'klyn., N. Y.*



FELT TIP MARKING PEN

A felt tip pen is fine for marking the base and emitter pins on power transistors and



for marking reference symbol numbers on a chassis. Frequent reference to diagrams,


pictorials, or parts lists becomes unnecessary and accidental burn out of polarized parts is prevented.—*Ronald S. Newbower, Gloversville, N. Y.*

BREADBOARD FROM WINDOW SCREEN

The newer plastic window screens can be used as breadboards. You just push the component leads through the holes in the screen. There are always plenty of mounting holes for parts and wiring is easy to trace from either side. Be careful when you solder the leads, though, so that the plastic does not melt.—*Bob Cutler, Oswego, Ore.*

KEEP SPARE FUSE HANDY


It's a good idea to store at least one spare fuse with each piece of fused electronics



gear. An ordinary fuse holder mounted on the chassis in a vacant spot makes a secure storage place for the spare. Extra pilot lamps can be stored in this kind of holder, too.—*James Clifford, Detroit, Mich.*

FILM-SPOOL COIL FORM

A plastic film spool makes a good low-loss coil form. Put the loose wire ends



through the slot in the coil for easy winding. The coil can either be mounted horizontally, as shown, with a couple of drops of cement on each flange, or vertically on one flange.—*John A. Comstock, Wellsboro, Pa.*

-30-

NEW! LAFAYETTE HE-15 CITIZENS BAND 11 METER SUPERHETERODYNE TRANSCEIVER


L
A
F
A
Y
E
T
T
E



Made in U.S.A.

Completely wired
NOT A KIT

Not Superregenerative but **SUPERHET!**

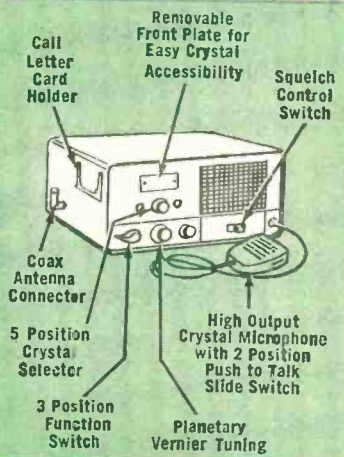


Unequaled Performance and Design . . . The Greatest VALUE In The Citizens Band Field!

- 5 Crystal Controlled Transmitting Positions: Operates at a maximum FCC legal power input of 5 watts fully modulated.
- Superheterodyne Tuneable Receiver Over Full 22 Channel Band: RF stage in both Transmitter and Receiver, 3 watts audio output plus large 4" speaker.
- Complete with Transmitting Crystal: Removable front plate for easy accessibility of crystals.
- 4 Dual Function Tubes plus 2 Single Function Tubes, plus 2 Rectifiers for 12 Tube Performance: Compares with units costing 3 times as much. Unexcelled reception on land and sea with coverage of 20 or more miles depending on antenna height and terrain.
- Planetary Vernier Tuning: Controls Include 3 position function switch (transmit, receive, plus transmit with spring return) and squelch noise limiter control switch.
- High Output Crystal Microphone: 2 position push to talk slide switch; especially designed for sustained transmit operation with a minimum of background noise.
- Adapts for Use Anywhere: Modern compact styling. Brackets are supplied for easy mounting of unit in auto truck or boat. Addition of 6 or 12 volt power supply (separately supplied) adapts transceiver for mobile operation. Only 4½"D x 6"W x 4"H.
- Anyone Can Operate: No examination on technical knowledge required - Any citizen 18 years or older is eligible for a license. Simply fill out FCC application supplied with HE-15 Transceiver.

- HE-15 Completely wired and tested 5.00 Down .. Net 59.95
- HE-17 Whip Antenna Net 6.95
- HE-16 Power Supply For 12 Volts Net 9.95
- HE-18 Power Supply For 6 Volts Net 9.95

COMPLETELY WIRED
NOT A KIT!
59⁹⁵ Only
5.00 Down



JAMAICA, N. Y.
165-08 Liberty Ave.
AXtel 1-7000

NEW YORK, N. Y.
100 6th Ave.
WOrth 6-5300

BRONX, N. Y.
542 E. Fordham Rd.
FOrdham 7-8813

BOSTON, MASS.
110 Federal St.
HUBbard 2-7850

NEWARK, N. J.
24 Central Ave.
Market 2-1661

PLAINFIELD, N. J.
439 W. 2nd St.
PLAINfield 6-4718

FREE CAREER BOOKLET



To guide you to a
successful future in
ELECTRONICS
RADIO-TV
COMPUTERS
ELECTRICAL
ENGINEERING

This interesting pictorial booklet tells you how you can prepare for a dynamic career as an Electrical Engineer or Engineering Technician in many exciting, growing fields:

MISSILES • AVIONICS • AUTOMATION
SALES • DEVELOPMENT
ELECTRICAL POWER • ROCKETRY
RADAR • RESEARCH

Get all the facts about job opportunities, length of study, courses offered, degrees you can earn, scholarships, part-time work — as well as pictures of the Milwaukee School of Engineering's educational and recreational facilities. No obligation — it's yours free.

MILWAUKEE

SCHOOL OF ENGINEERING

MAIL COUPON TODAY!

Milwaukee School of Engineering
Dept. PE-360, 1025 N. Milwaukee St., Milwaukee, Wis.

Please send FREE "Your Career" booklet
I'm interested in

Electronics Radio-TV Computers
 Electrical Engineering Mechanical Engineering

Name..... Age.....
PLEASE PRINT

Address.....

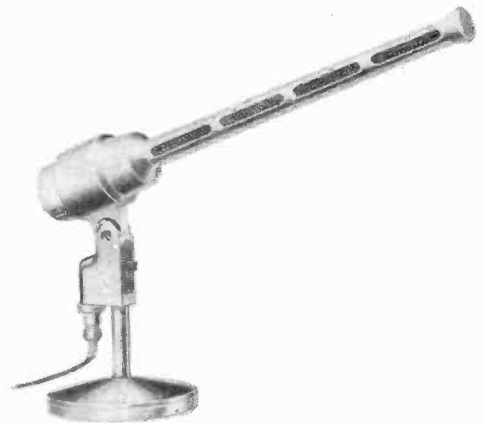
City..... Zone..... State.....

I'm eligible for veterans education benefits.
Discharge date.....

NEW products

DIRECTIONAL MICROPHONE


A highly directional microphone which allows up to four times the working distance of present cardioid microphones is being marketed by *Electro-Voice, Inc.*, Buchanan, Mich. The Model 644 "Sound Spot"



microphone features an acceptance angle of 45° each side of the front axis. It has a frequency response of from 40 to 12,000 cps, and provides either 150-ohm or high-impedance outputs. Complete specifications are available from the manufacturer.

MID-RANGE/H.F. SPEAKER

The Isophon Model DHB 6/2-10 mid-range and high-frequency speaker system, being distributed by *Arnhold Ceramics, Inc.*, of



New York City, consists of a mid-range folded horn compression speaker, two tweeters, and a 4- to 6-ohm crossover network. Frequency response is from 1000 to

ALL TUBES
INDIVIDUALLY BOXED
UNCONDITIONALLY GUARANTEED
FOR ONE YEAR

Send for Free Complete Tube List & Order Blank. Your Inquiry Will Put You on Our Mailing List

TELTRON SMASHES PRICES on TUBES for '60!

GIFT OFFER

ONE 6BG6G tube will be shipped FREE with any \$10.00 or more order accompanying this ad.

FREE
\$7.50 list value. Bonus box includes 3 6SN7 tubes & 25 assorted resistors & condensers with each order of \$25.00 or more of receiving tubes and special purpose tubes only.

FREE EICO TUBE TESTER



By popular demand we are now offering a beating this fabulous tube tester. You get this EICO TUBE TESTER absolutely FREE when you purchase \$100.00 worth of receiving tubes from TELTRON within 60 days. Tube tester may be purchased outright for \$34.95 PREPAID. Send for FREE list on EICO test equipment & Hi-Fi Compts.

CO tube tester kit #625K ABSOLUTELY FREE when you purchase \$100.00 worth of receiving tubes from TELTRON within 60 days. Tube tester may be purchased outright for \$34.95 PREPAID. Send for FREE list on EICO test equipment & Hi-Fi Compts.

SAVE ON ALL TUBES... HERE'S A PARTIAL LIST OF MOST OFTEN USED TUBES

0Z4	.45	6AL5	.43	6DE6	.43	12BE6	.46
1B3GT	.51	6AM8	.59	6DQ6GT	.50	12BH7	.61
1R5	.51	6AQ5	.64	6DQ6	.89	12BQ6	.61
1T4	.43	6AS5	.48	6H6	.47	12BY7	.65
1U4	.51	6AU6GT	.50	6J5	.49	12C6	.63
1U5	.43	6AU6GT	.60	6J5	.39	12DB5	.59
1X2	.43	6AU6	.37	6K6GT	.45	12DK6	.63
2AF4	.62	6AV6	.50	6K6GT	.45	12EQ6	.63
2BN4	.55	6AW8	.37	6S4	.42	12F6	.63
3AU6	1.02	6AX4GT	.50	6SC7	.45	12G6	.63
3BC5	.43	6BA8	.56	6SK7	.54	12SK7	.45
3BN6	.90	6BC8	.49	6SL7GT	.60	12SQ7	.56
3C6	.45	6BC8	.49	6SN7GT	.50	12SV7	.56
3C6B	.51	6BE6	.59	6SQ7	.38	12V6GT	.43
3OT6	.48	6BF8	.46	6T8	.71	12V6GT	.43
3V4	.48	6BG6G	.48	6V6GT	.76	12V6GT	.43
4BC8	.69	6BH6	.51	6W4GT	.43	17DQ6	.68
4BQ7	.75	6BK5	.51	6X4	.53	19A4	.60
4CB6	.51	6BK7	.78	6X4	.54	25C0G	.82
5AR5	.54	6BL7GT	.78	6X4	.75	25BQGT.82	.82
5AN8	.59	6BN4	.78	6X4	.53	25C0G	.82
5AT8	.54	6BN6	.90	6X4	.54	25C0G	.82
5AV8	.54	6BQ6GT	.83	6X4	.79	25C0G	.82
5B7	.54	6BR7	.85	6X4	.79	25C0G	.82
5U4	.61	6BZ6	.75	6X4	.79	25C0G	.82
5U4G	.59	6C6	.95	6X4	.79	25C0G	.82
5U4GA	.43	6C6G	.95	6X4	.79	25C0G	.82
5U4GB	.45	6C6G	.95	6X4	.79	25C0G	.82
5U4G	.45	6C6G	.95	6X4	.79	25C0G	.82
5V4G	.59	6C6G	.95	6X4	.79	25C0G	.82
5X3T	.55	6C6G	.95	6X4	.79	25C0G	.82
5Y3GT	.49	6C6G	.95	6X4	.79	25C0G	.82
6A4	.30	6C6G	.95	6X4	.79	25C0G	.82
6AC7	.65	6C6G	.95	6X4	.79	25C0G	.82
6AF4	.43	6C6G	.95	6X4	.79	25C0G	.82
6AG5	1.02	6C6G	.95	6X4	.79	25C0G	.82
6AH6	.47	6C6G	.95	6X4	.79	25C0G	.82

New and hard to get types. Prompt delivery.

1DN5	.60
1G3GT/1B3	.70
2CV5	.50
3AF4	1.02
4DE6	.55
4D7E	.59
5C08	.59
6B1J	.64
6B05	.59
6C08	.59
6CX8	.64
6D55	.69
8AW5	.71
8CX8	.90
11CV7	.74
12EK6	.59
17AX4GT	.50
17D4	.50
50H5	.59

These and many other "NEW & HARD TO GET" types in stock now. SEND APPROXIMATE COST FOR ANY TYPE. EXCESS WILL BE REFUNDED.

A small portion of obsolete and seldom used tubes. Immediate shipment.

1A6	.93	7A7	.42
1CSGT	.57	7B4	.44
1C7C	.39	7G6	.41
1F5C	.39	7BB	.47
1H4G	.39	7C5	.44
1L6	.66	7F8	.77
1L8A	.69	7H7	.52
1L8B	.66	7N7	.82
6L4	.74	7A	.35
5T4	.59	724	.40
6A6	1.00	12A8GT	.45
6A7	.59	12K7GT	.40
6A8	.40	12Q7GT	.48
6A8T	.40	12SR7	.57
6B5	.60	1A4T	.43
6A0GT	.40	1A6E	.36
6A5GT	1.50	1A7	.52
6D6	.59	2T	.45
6F5GT	.35	3A5	.48
6F6	.42	35Y4	.35
6S7G	.89	37	.59
6SB7Y	.50	40/44	.39
6SR7	.43	45	.55
6S7	.43	50A5	.48
6U5	.54	50X6	.53
6U7G	.40	56	.48
7A4	.47	71A	.65
7A4	.47	75	.44
7A6	.47	77	.55
7A8	.46	80	.40

FREE Postage on all tube specials

Receiving Tube Specials

6SN7GT A & B	Lots of 50	\$24.50
	Lots of 100	\$44.50
6W4GT	Lots of 50	\$18.95
	Lots of 100	\$34.95
12A07 & A	Lots of 50	\$24.95
	Lots of 100	\$47.95
6AU6 & A	Lots of 50	\$18.95
	Lots of 100	\$34.95
6CB6 & A	Lots of 50	\$22.95
	Lots of 100	\$41.95

PARALLEL PICTURE TUBE BRIGHTENER

Series type... \$1.39

AUTO VIBRATORS

6v 4 Pr. Universal	\$1.59
12v 3 Pr. Standard	1.79
12v 4 Pr. Standard	1.99

Spec.	Purpose.	Transmtg & Ind. Tubes (Immed. Shipt)
0A2	.70	807 1.00
2A4G	.75	811A 3.25
D21	.65	813 9.25
2E6	2.50	833A 40.00
2X2	.75	866A 1.00
9GY1	4.00	2050 .85
6J4	1.25	5675 12.25
12A6	.60	5879 1.10
FG27	8.50	6146 3.85
HY69	1.75	6161 34.50
2N63	3.75	2N633 1.35
2N130A	2.75	CK12 4.00
2N329A	4.00	CK709 3.50
2N484	1.75	CK844 16.50
2N622	30.00	CK863 9.75

Below listed semiconductors are widely used in electronics today. These are but a few of the hundreds of types available to you. Order what you need or write us of your requirements.

1N34	.49	1N256	19.95
1N38	.95	1N295	.30
1N60	3.01	1N460A	4.60
1N69	.49		
1N82A	1.00		
1N253	4.25	1N1096	9.00

Heavy Duty Solder Gun Kit. 135w gun, with dual spotlight. Incl. wire soldering brush, make tight wire twists and re-open old solder joints. Lg. pkg. solder. Prepaid \$4.95; 3 for \$14.29

FIBER FUSE CLIPS .15c ea. 12 for \$1.65 PPD.

RCA CHEATER CORDS .39c ea. 6 for \$1.95 PPD.

New Price Schedule of TELEVISION PICTURE TUBES

PICTURE GUARANTEED FOR ONE (1) YEAR

8DP4	.75	17AVP4	15.75	21AUP4	19.25
10BP4	.75	17EP4	12.25	21VPA	19.25
12LP4	10.75	17GP4	17.95	21AWP4	18.75
14RP4	11.75	17HP4	16.49	21EP4	17.25
16CP4	12.95	17JP4	16.49	21FP4	19.25
18QP4	13.25	17LP4	17.45	21MP4	21.25
14RP4	14.25	17QP4	13.25	21XP4	18.75
16AP4	16.45	17TP4	16.49	21YP4	17.25
16CP4	12.49	17YP4	16.49	21ZP4	17.25
16DP4	11.99	19AP4	18.25	24ADP4	.00
16EP4	15.99	20CP4	18.75	24AP4	27.25
16GP4	12.99	20DP5	15.75	24CP4	28.75
16HP4	12.49	20HP4	17.75	24DP4	.00
16KP4	11.95	21ACP4	18.95	24VP4	.00
16LP4	11.95	21ALP4	18.75	24YP4	.00
16RP4	11.95	21AMP4	18.75	24ZP4	.00
16TP4	11.95	21AP4	21.25	27RP4	.00
17ATP4	16.75	21ATP4	19.25		

* Price upon request. Aluminized on any tube, \$4.00 extra. All picture tubes require a deposit on your dud. Please add an additional \$5.00 on tube deposits to 17" Add \$7.00 on sizes 19", 21" and 24". Your cash deposit will be refunded immediately upon receipt of your dud prepaid. Picture tubes are shipped promptly from our warehouse (the US Continent and Canada only) F.O.B. Harrison, New Jersey.

NEW LIBERAL TERMS. No minimum order. Free postage on all tube & parts orders over \$5.00 in U.S.A., APOs & Territories. 25% deposit required on CODs. Please send approximate postage on Canadian and foreign shipments. Excess will be refunded. All picture tubes and outdoor antennas shipped FOB Harrison, New Jersey.

Tubes listed may be fast to get seconds or used tubes and are clearly marked.

TELTRON ELECTRIC CO.

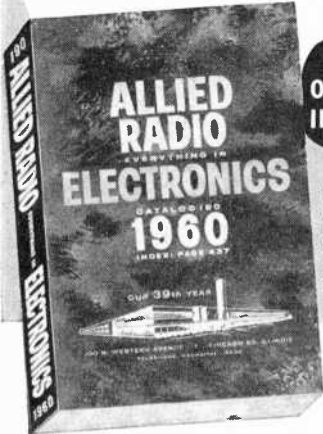
428 Harrison Ave. Harrison, N. J. Phone HUmboldt 4-9848

DEPT. PE-3

FREE

it's value-packed...
SEND FOR IT!

ALLIED'S MONEY-SAVING 1960 ELECTRONIC SUPPLY CATALOG



**SAVE
ON EVERYTHING
IN ELECTRONICS**

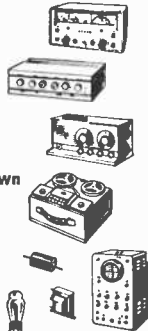
ONLY \$2 DOWN
on orders up to \$50;
only \$5 down on
orders up to \$200;
\$10 down over \$200.



Largest Selection—Lowest Prices

Send for the most widely used buying guide to everything in Electronics for Builders, Experimenters, Hi-Fi fans, Amateurs, Servicemen and Engineers. Save on:

- KNIGHT-KITS®—Best in Build-Your-Own
- Everything in Stereo Hi-Fi
- Hi-Fi Music Systems and Components
- Tape Recorders & Phono Equipment
- TV Tubes, Antennas, Accessories
- Parts, Tubes, Transistors
- Everything in Tools & Technical Books
- Amateur Station Equipment
- Public Address & Paging Systems
- Latest Test & Lab Instruments



SEND FOR
**FREE
CATALOG**

SAVE on everything in Electronics at ALLIED—get fastest service, expert personal help, guaranteed satisfaction. Send today for your FREE 1960 ALLIED Catalog.

our 39th year



• ALLIED RADIO CORP., Dept. 79-C
• 100 N. Western Ave., Chicago 80, Ill.

Rush FREE 1960 ALLIED Catalog.

Name _____

Address _____

City _____ Zone _____ State _____


products

(Continued from page 30)

17,000 cps, and power rating is 25 watts. Size, 6 $\frac{1}{16}$ " x 7 $\frac{1}{16}$ " x 1 $\frac{3}{4}$ ". Price, \$43.25.

VOLT-OHM-MILLIAMMETER


Available either as a kit or factory-wired, the EMC Model 109 VOM features a 40-microampere 4 $\frac{1}{2}$ " meter and a.c. voltage sensitivity of 10,000 ohms per volt. The d.c. voltage range extends to 3000 volts at a sensitivity of 20,000 ohms per volt; the top a.c. voltage range is also 3000 volts. Three



ranges are incorporated for a.c. and d.c. current measurements, and resistance measurements to 20 megohms are covered in three ranges. Prices: wired, \$26.95; in kit form, \$19.25. (*Electronic Measurements Corp.*, 625 Broadway, New York, N. Y.)

FM RADIO

A table-model FM radio with a built-in speaker, the RA-340, has been announced by *Olson Radio Corp.*, 260 S. Forge St.,




Akron, Ohio. This six-tube receiver has a closed-circuit jack for connection to an external speaker. Price, \$22.77.

STEREO BALANCE METER

The Park "Stereo-Monitor" is a device for balancing the volume of each channel of a stereo system; when equal power is being fed to both speakers, its needle indi-

COMING IN APRIL...

SPECIAL 16- PAGE BONUS FEATURE ON THE CAPACITOR:



What it is

What it does

How it works

How does a capacitor store an electrical charge? How does it block d.c. current, yet pass a.c.? How do the various types of capacitors differ in construction and in practical application?

All these and many other questions will be answered for you in this giant bonus section featured in April POPULAR ELECTRONICS—detailing the uses of the capacitor from A to Z!

You'll also enjoy reading these other informative April POPULAR ELECTRONICS features about some of the latest developments in electronics:

- **THE MASER—JEWEL THAT CONQUERS SPACE:** Complete rundown on the tiny synthetic ruby that increases the sensitivity of radar up to 100 times by harnessing the internal energy of the electron!
- **THERMOPLASTIC RECORDING—**The story of a revolutionary new recording process which combines the major features of magnetic and photographic recording!
- **BUILD:**
 - An Electronic Fence Charger: Keep pests out or animals in! Low priced, easy to build!
 - Multi-Purpose Wattmeter: Complete plans and diagrams for building this meter which checks the wattage consumed by your electrical appliances!
- **PLUS MUCH, MUCH MORE!**

These exciting April POPULAR ELECTRONICS features are typical of the coverage you'll enjoy month after month in the world's leading electronic hobbyist magazine. Take advantage of the present low subscription rates to bring POPULAR ELECTRONICS to your door every month—subscribe today!

SUBSCRIPTION RATES

One year \$4

Two years \$7

Three years \$10

POPULAR ELECTRONICS, 434 South Wabash Avenue, Chicago 5, Illinois

GERONTOLOGISTS*

ENDORSE AUDIOTEX ACCESSORIES

... BECAUSE THEY ADD LONGER
LIFE TO HI-FI EQUIPMENT

*From GERONTOLOGY—
study of old age



HEAD-DEMAG TAPE HEAD DEMAGNETIZER

Safely removes all trace of magnetism from recording heads. Reaches most heads with cover left on; on-off switch eliminates unplugging when device is not in use. Curved, flat tip is plastic-covered; can't scratch or damage.
Cat No. 30-112 List: \$9.95

KLEENTAPE

Tape head cleaner safely removes dirt, grease, and distortion-causing oxide deposits. Consists of 100' of specially impregnated cloth tape on 5" reel. "Plays" through any standard tape recorder in less than 2 minutes.
Cat No. 30-126 List: \$2.95

DUST BUG

Miracle record cleaner and static eliminator works 4-ways to end dust-damage. Automatically applies cleaning fluid, brushes dirt from grooves, sweeps-up loosened dirt, eliminates static charge while record is playing.
Cat No. 30-014 (changer model) List: \$7.90
Cat No. 30-012 (player model) List: \$9.60

PHONO GUARD DUST COVER

Dust protection with flair! Smartly styled plastic phono and turntable covers with collapsible metal frame that folds flat for storage; keeps cover rigid when in use. Fits most turntables and many changers. 5" x 15½" x 12¼".
Cat No. 30-056 List: \$6.95

STYLUS MICROSCOPE

Worn needles destroy records! This optical instrument is a practical tool for periodically checking stylus condition... before record damage occurs. Has adjustable focus and 50x magnification. Complete with pen-type pocket clip.
Cat No. 30-218 List: \$2.50

audiotex
STEREO/AUDIO ACCESSORIES

AUDIOTEX MFG. CO., Div. of
GC-TEXTROM INC.
• 3225 Exposition Pl., Los Angeles 18, Cal.
• 400 S. Wyman St., Rockford, Ill.
• IN Canada: ATLAS RADIO CORP., Ltd.
Toronto 15

SEND ME FREE CATALOG OF 170 ACCESSORIES

Dept. PE 3

Name _____

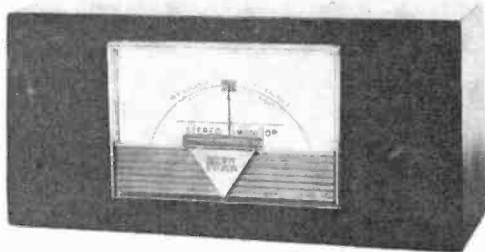
Address _____

City _____ Zone _____ State _____

products

(Continued from page 32)


cator points straight up. This monitor unit can be connected into a stereo system quickly and is capable of handling up to



30 watts on each channel. Price, \$14.95. (Vokar Products, Inc., 201 E. Catherine St., Ann Arbor, Mich.)

TRANSISTOR INTERCOM KIT

A transistorized intercom system in kit form has recently been announced by the Heath Company, Benton Harbor, Mich. Powered by a set of eight "C" cells, the master unit draws current only when it is in use; batteries should provide up to 300 hours of operation. The master unit can call any remote station singly or in any



combination, and any remote station can initiate a call to the master. The master unit will accommodate up to five remote stations. Price: Model XI-1 Master Unit, \$27.95; Model XIR-1 Remote Station, \$6.95.

SEMI-KIT SPEAKERS

Three new speaker system kits, each with a factory-assembled cabinet, are available from Electronic Instrument Co., Inc. (EICO), 33-00 Northern Blvd., Long Island City, N. Y. Models HFS-3 and HFS-4 both incorporate a 12" bellows-suspension woofer which has a free-air resonance of 22 cps; (Continued on page 38)

IMPORTANT: For the man who wants to make big money in Radio-Television?

ONLY SPRAYBERRY TRAINING IN RADIO and TELEVISION

offers you all of these vital new advantages to help you earn more money from the start!

NEW

Business Builders

... through these practical proven plans and ideas we help you make plenty of extra money in spare time while training!

NEW

Training Equipment

... the famous Sprayberry Training kits have been newly engineered by our staff to offer you the latest in Radio-TV Service Techniques!

NEW

Transistor Course

... literally millions of new transistor radios are being used. We show you how to make money fixing them!

NEW


High Fidelity

... there's big money to be made installing and servicing Hi-Fi units. Your Sprayberry training now offers you this valuable and profitable preparation!

TRAIN AT HOME—SPARE TIME

WITH THESE


25 BIG COMPLETE KITS of PARTS & EQUIPMENT



You learn Radio-TV Servicing the best way...the practical way...testing and assembling these modern kits of equipment.

The new Sprayberry Training Television Receiver, built and tested in 5 sections.

Now offered...this fine modern oscilloscope.



You build this powerful two-band super-heterodyne radio receiver.

You build the new Sprayberry tester—a complete 18-range Volt-Ohm-Milliammeter test meter.



FREE These two big new books are yours free! Find out what Radio-Television offers you...and let us show you how easily you can learn, even without previous experience of any kind. Rush COUPON today!

The field of Radio-Television Servicing is such a fast moving industry that the best jobs and biggest incomes always go first to the man with the most modern, complete and up-to-date training. Thanks to constant revision and improvement... Sprayberry Training helps you earn more from the start... and keeps you earning more in the months and years ahead!

Make no mistake! All radio-television training is *not* alike. The basic purpose behind Sprayberry Training is to prepare you as rapidly and as surely as possible... to make top money servicing Radio and Television sets and equipment. This is where the big money has been for years... and will continue to be in the years ahead.

It's important for you to know that for over 30 years... Sprayberry Training has been preparing ambitious men for success in this interesting and profitable kind of work. Our school has helped hundreds to qualify for the best jobs... or to get started in profitable businesses of their own. Today our student rolls are the largest in our school's history... because the need and demand for Radio-Television Service Technicians has never been more urgent.

Just \$6.00 Starts You

To encourage more men to enter Radio-Television at once... to help fill the great need for trained men... we're making it easier than ever before to start training. Just \$6.00 enrolls you. This liberal offer is naturally limited. Get the facts now

and consider enrollment while these favorable terms are available to you.

KEEP YOUR JOB

... while learning

Under the Sprayberry Plan you train entirely at home in spare time. You combine the most modern lesson training with fascinating and invaluable practical work with 25 big kits of parts and equipment that we supply. You get the equivalent of years of shop practice... and you can train as fast or as slowly as you wish. We help you make excellent spare time money while learning... and everything you receive—lessons, books, manuals, equipment—all yours to keep!

This is the Radio-Television industry's most modern and up-to-the-minute training. Sprayberry is the one school that gives you personalized attention and takes a real interest in your progress. Remember... just \$6 starts you! Mail the coupon today. Let the facts speak for themselves. Let us send you our new catalog and sample lesson... and prove the kind of opportunity that Sprayberry training can open up for you.



MAIL COUPON—No Salesman Will Call

SPRAYBERRY ACADEMY OF RADIO-TELEVISION
DEPT. 105-H, 1512 W. JARVIS AVE., CHICAGO 26, ILL.

Please rush all information on your ALL-NEW Radio-Television Training Plan. I understand this does not obligate me and that no salesman will call upon me. Include New Catalog and Sample Lesson FREE.

NAME.....AGE.....

ADDRESS.....

CITY.....ZONE.....STATE.....

SPRAYBERRY ACADEMY OF RADIO-TELEVISION

Dept. 105-H, 1512 West Jarvis Ave., Chicago 26, Ill.

NOW YOU CAN HAVE YOUR CHOICE OF CENTURY'S UNIQUE Peak-to-Peak VACUUM TUBE VOLT METERS

Model VT-10
LINE OPERATED

Model VT-1
BATTERY OPERATED



Model VT-10
\$58.50
Net
TERMS: \$14.50 within 10 days. Balance \$11 monthly for 4 months.

FEATURES OF VT-1 and VT-10

- New advanced pentode amplifier circuit
- Large 6" 100-microampere meter, many times more sensitive than meters used in most V.T.V.M.s
- Simplified multi-color easy-to-read 4-scale meter
- No heat operation assures stability and accuracy
- Amplifier rectifier circuit with frequency compensated attenuator — a feature found only in costly laboratory instruments
- Meter completely isolated
- Hand-crafted circuitry eliminates the headaches of printed circuitry
- 1% resistors used for permanent accuracy
- Rugged gray hammertone steel case provides necessary shielding and eliminates plastic case drawbacks of cracking or melting
- Deep brushed long lasting etched aluminum panel
- Matching cover protects instrument face — snaps on and off instantly.

WITH LARGE EASY-TO-READ 6" METER

featuring the sensational new
MULTI-PROBE (Patent Pending)

No extra probes to buy! The versatile
MULTI-PROBE does the work of 4 probes

- 1 DC Probe
- 2 AC-Ohms Probe
- 3 Lo-Cap Probe
- 4 RF Probe

No longer do you have to cart around a maze of entangled cables, lose time alternating cables or hunting for a misplaced probe. With just a twist of the MULTI-PROBE tip you can set it to function as either a DC Probe, AC-Ohms Probe, Lo-Cap Probe or RF Probe.

LINE OPERATED

Ideal for use on the test bench. Designed to run cool even under continuous operation... Line isolated.

BATTERY OPERATED

Completely portable... Invaluable wherever line connection is undesirable or unavailable... Unique circuitry assures low battery drain.

FUNCTIONS OF VT-1 and VT-10

DC VOLTMETER... Will measure D.C. down to 1.5 volts full scale with minimum circuit loading, and give accurate readings of scale divisions as low as .025 volts... Will measure low AGC and oscillator bias voltages from .1 volts or less up to 1500 volts with consistent laboratory accuracy on all ranges... Zero center provided for all balancing measurements such as discriminator, ratio detector alignment and hi-fi amplifier balancing.

AC VOLTMETER... True Peak-to-Peak measurements as low as 3 volts of any wave form including TV sync, deflection voltages, video pulses, distortion in hi-fi amplifiers, AGC and color TV gating pulses... Scale divisions are easily read down to .1 volts... Measures RMS at 1/20th the circuit loading of a V.O.M.... Unlike most other V.T.V.M.'s there is no loss in accuracy on the lowest AC range.

ELECTRONIC OHMMETER... Measures from 0 to 1000 megohms... Scale divisions are easily read down to .2 ohms... Will measure resistance values from .2 ohms to one billion ohms... Will detect high resistance leakage in electrolytic and by-pass condensers.

RF and LO-CAP MEASUREMENTS... With these extra VT-1 functions you can measure voltages in extremely high-impedance circuits such as sync and AGC pulses, driving saw tooth voltages, color TV gating pulses, mixer output levels, I.F. stage-by-stage gain and detector inputs.



Model VT-1
\$58.50
Net
TERMS: \$14.50 within 10 days. Balance \$11 monthly for 4 months.

SPECIFICATIONS OF VT-1 and VT-10

- DC Volts — 0 to 1.5/6/30/150/300/600/1500 volts
- AC Volts (RMS and Peak-to-Peak) — 0 to 3/12/60/300/1200 volts
- Ohms — to a billion ohms, 10 ohms center scale — RX1/10/100/1K/10K/100K/1M
- RF — Peak reading demodulator supplied for use on all DC ranges
- Zero Center — available on all DC volt ranges with zero at mid-scale
- Decibels — from -10 Db to +10/22/36/50/62 based on the Dbm unit: ODB-10MW in 600 ohms
- Impedance — 11 megohms DC, 1 megohm AC, 10 megohms Lo-Cap
- Input Capacity — 130 mmfd. RMS, 250 mmfd. Peak-to-Peak, 25 mmfd. Lo-Cap

Model CT-1

IN-CIRCUIT CONDENSER TESTER

Here is an IN-CIRCUIT CONDENSER that DOES THE WHOLE JOB! The CT-1 actually steps in and takes over where all other in-circuit condensers fail. The ingenious application of a dual bridge principle gives the CT-1 a tremendous range of operation... and makes it an absolute 'must' for every serviceman.

in-circuit checks:


- ✓ Quality of condensers even with circuit shunt resistance... (This includes leakage, shorts, opens, intermittents)
- ✓ Value of all condensers from 200 mmfd. to .5 mfd.
- ✓ Quality of all electrolytic condensers (the ability to hold a charge)
- ✓ Transformer, socket and wiring leakage capacity

out-of-circuit checks:

- ✓ Quality of condensers... (This includes leakage, shorts, opens and intermittents)
- ✓ Value of all condensers from 50 mmfd. to .5 mfd.
- ✓ Quality of all electrolytic condensers (the ability to hold a charge)
- ✓ High resistance leakage up to 300 megohms
- ✓ New or unknown condensers... transformer, socket, component and wiring leakage capacity

OUTSTANDING FEATURES


- Ultra-sensitive 2 tube drift-free circuitry
- Multi-color direct scale readings for both quality and value... in-circuit or out-of-circuit
- Simultaneous readings of circuit capacity and circuit resistance
- Built-in hi-leakage indicator sensitive to over 300 megohms
- Cannot damage circuit components
- Electronic eye balance indicator for even greater accuracy
- Isolated power line
- Deep brushed long lasting etched aluminum panel
- Housed in sturdy gray hammertone finish steel case... comes complete with test leads



Model CT-1
\$34.50
Net
TERMS: \$9.50 within 10 days. Balance \$5 monthly for 5 months.

10 DAY FREE TRIAL ON CENTURY INSTRUMENTS OF YOUR CHOICE

See for yourself at no risk why thousands of servicemen all over the country selected CENTURY test equipment above all others. Send for instruments of your choice without obligation... try them for 10 days before you buy... only then, if satisfied, pay in easy-to-buy monthly installments — without any financing or carrying charges added.



Housed in hand-rubbed oak carrying case — complete with MULTI-HEAD

Model CRT-2
\$57.50
Net

TERMS: \$13.50 within 10 days. Balance \$11 monthly for 4 months.

Model CRT-2

CRT TESTER-REACTIVATOR

TESTS, REPAIRS and REACTIVATES

- **ALL BLACK AND WHITE PICTURE TUBES** (including 110° tubes) ... from 8" to 30", whether 12 pin base, 8 pin base, 14 pin base ... and the very latest 7 pin base.
- **ALL COLOR PICTURE TUBES** ... Each of the red, green and blue color guns is handled separately.

CHECK THESE EXCLUSIVE FEATURES

- ✓ **THE MULTI-HEAD** (Patent Pending) ... A SINGLE PLUG IN CABLE AND UNIQUE TEST HEAD — A tremendous advance over the maze of cables and adapters generally found with other testers.
- ✓ **WATCH IT REACTIVATE THE PICTURE TUBE** — You actually see and control the reactivation directly on the meter as it takes place. This allows you for the first time to properly control the reactivation voltage and eliminates the danger of stripping the cathode of the oxide coating. It also enables you to see whether the build-up is lasting.
- ✓ **CONTROLLED "SHOT" WITH HIGHER VOLTAGE FOR BETTER REACTIVATION** — Stronger than any found in other testers — high enough to really do the job — yet controlled to avoid damage to the picture tube.
- ✓ **UNIQUE HIGH VOLTAGE PULSE CIRCUIT** — Will burn out inter-element shorts and weld open circuits with complete safety to the picture tube.

THE CRT-2 DOES ALL THIS RIGHT IN THE CARTON, OUT OF THE CARTON OR IN THE SET

- | | |
|------------|---|
| TEST | <ul style="list-style-type: none"> ● For quality of every black and white and color picture tube, employing the time proven dynamic cathode emission test principle. ● For inter-element shorts and leakage up to one megohm. Separate short test provided for each element in the picture tube. ● For life expectancy. |
| REPAIR | <ul style="list-style-type: none"> ● Will clear inter-element shorts and leakage. ● Will weld open elements. |
| REACTIVATE | <ul style="list-style-type: none"> ● The "SHOT" (high voltage controlled pulse) method of reactivation provided by the CRT-2 will restore picture tube to new life in instances where it was not possible before. The high voltage is applied without danger of stripping the cathode as you always have perfect control of the high voltage pulse. ● The "BOOST" method of reactivation also provided by the CRT-2 is used effectively on tubes with a superficially good picture but with poor emission and short life expectancy. It will also improve definition, contrast and focus greatly and add longer life to the picture tube. |

- ✓ **VISUAL LIFE TEST** — Enables both you and your customer to see the life-expectancy of any picture tube right on the meter ... helps eliminate resistance to picture tube replacement when necessary.
- ✓ **SPECIAL LOW SCREEN VOLTAGE TUBES** — will handle new type picture tubes with special low voltage of approximately 50 volts.
- ✓ **SEPARATE FILAMENT VOLTAGES** — including the very latest 2.35 volt and 0.4 volt types as well as the older 6.3 volt types.
- ✓ **NEW 'SF' PICTURE TUBES** — Accommodates the different base pin connections of this new type picture tube.



Housed in hand-rubbed oak carrying case complete with CRT ADAPTER

Model FC-2
\$69.50
Net

TERMS: \$14.50 within 10 days. Balance \$11 monthly for 5 months.

Model FC-2

FAST-CHECK TUBE TESTER

Simply set two controls ... insert tube ... and press quality button to test any of over 900 tube types completely, accurately ... IN JUST SECONDS!

The FAST-CHECK enables you to cut servicing time way down, eliminate unprofitable call-backs and increase your dollar earnings by selling more tubes with very little effort on your part. You make every call pay extra dividends by merely showing your customer the actual condition and life expectancy of the tube. The extra tubes you will sell each day will pay for the FAST-CHECK in a very short time.

PICTURE TUBE TEST ADAPTER INCLUDED WITH FAST-CHECK

Enables you to check all picture tubes (including the new short-neck 110 degree type) for cathode emission, shorts and life expectancy ... also to rejuvenate weak picture tubes.

RANGE OF OPERATION

- ✓ Checks quality of over 900 tube types, employing the time proven dynamic cathode emission test. This covers more than 99% of all tubes in use today, including the newest series-string TV tubes, auto 12 plate-volt tubes, OZ4s, magic eye tubes, gas regulators, special purpose hi-fi tubes and even foreign tubes.
- ✓ Checks for inter-element shorts and leakage.
- ✓ Checks for gas content.
- ✓ Checks for life-expectancy.

SPECIFICATIONS

- No time consuming multiple switching ... only two settings are required instead of banks of switches on conventional testers
- No annoying roll chart checking ... tube chart listing over 900 tube types is located inside cover. New listings are added without costly roll chart replacement
- Checks each section of multi-section tubes and if only one section is defective the tube will read "Bad" on the meter scale
- 41 phosphor bronze beryllium tube sockets never need replacement
- 7-pin and 9-pin straighteners mounted on panel
- Large 4 1/2" D'Arsonval type meter is the most sensitive available, yet rugged — fully protected against accidental burn-out
- Special scale on meter for low current tubes
- Compensation for line voltage variation
- 12 filament positions
- Separate gas and short jewel indicators
- Line isolated — no shock hazards
- Deep brushed long lasting etched aluminum panel.

NOTE: The Fast-Check positively cannot become obsolete ... circuitry is engineered to accommodate all future tube types as they come out. New tube listings are furnished periodically at no cost.

MAIL FREE TRIAL COUPON TODAY!

CENTURY ELECTRONICS CO., INC.

- | | | |
|--------------------------|--|---------|
| <input type="checkbox"/> | Model VT-10 Vacuum Tube Volt Meter | \$58.50 |
| | \$14.50 within 10 days. Balance \$11 monthly for 4 months. | |
| <input type="checkbox"/> | Model VT-1 Battery Vacuum Tube Volt Meter | \$58.50 |
| | \$14.50 within 10 days. Balance \$11 monthly for 4 months. | |
| <input type="checkbox"/> | Model CT-1 In-Circuit Condenser Tester | \$34.50 |
| | \$9.50 within 10 days. Balance \$5 monthly for 5 months. | |
| <input type="checkbox"/> | Model CRT-2 CRT Tester-Reactivator | \$57.50 |
| | \$13.50 within 10 days. Balance \$11 monthly for 4 months. | |
| <input type="checkbox"/> | Model FC-2 Fast-Check Tube Tester | \$69.50 |
| | \$14.50 within 10 days. Balance \$11 monthly for 5 months. | |
- Prices Net F.O.B. Mineola, N. Y.

111 Roosevelt Ave., Dept. 303 Mineola, N. Y.

Yes, I want to take advantage of your 10 day FREE try-before-you-buy offer. Ship on approval the instruments I have checked. After I have tried the equipment for 10 full days I will either send you the down payment and agree to pay the balance in the monthly payments shown, or I will return the units and owe nothing.

Name Please print clearly


Address

City State

products

(Continued from page 34)

the HFS-3 employs a 3½" cone tweeter and the HFS-4 uses a compression-driver horn tweeter for more brilliant highs. An 8" mid-range speaker covers the middle fre-



quencies in each of these systems, and frequency response is within ±5 db from 45 to 14,000 cps. The Model HFS-5 is a two-way system employing an 8" bellows-suspension woofer and a 3½" cone tweeter, and has a frequency response within ±5 db from 52 to 14,000 cps. Prices: HFS-3 in un-

finished birch, \$72.50 (in walnut, mahogany, or teak, \$87.50); HFS-4 in unfinished birch, \$83.50 (in walnut, mahogany, or teak, \$98.50); HFS-5 in unfinished birch, \$47.50 (in walnut, mahogany, or teak, \$59.50).

STEREO PREAMPLIFIER

Accommodating up to 7 stereo sources or 14 monophonic sources, the Dynakit PAS-2 stereo preamplifier features a blend control to eliminate "hole-in-the-middle" effects. Other advantages include printed-circuit construction, a multi-purpose low-level in-



put, and a built-in power supply. Price: in kit form, \$59.95; factory-wired, \$99.95. (Dynaco, Inc., 3916 Powelton Ave., Philadelphia 4, Pa.)

—30—

Build the Best Portable... **EICO**



6-TRANSISTOR RADIO RA-6

Kit \$29.95

Wired \$49.95

INCLUDES F. C. T., LESS 9V BATTERY


Easy creative fun to build... a lifetime of big-set entertainment wherever you go... designed so that even the novice can build it & obtain a handsome professional assembly & outstanding performance. American-made modern super-heterodyne all-transistor circuitry, plus finest quality parts throughout, assure you of highest durability & stability.

- high sensitivity & selectivity • big-set volume & tone quality with 4" x 6" PM speaker & 250 mw push-pull audio output stage • built-in Ferrite rod antenna for good reception in any location • pre-aligned RF & IF transformers • planetary vernier tuning (7:1 reduction) for easy station selection & tuning • high-impedance earphone jack for private listening; eliminates drain of output stage when using earphone • attractive tan leatherette case, retractable handle • compact: 8½" w, 4½" h, 2½" d. Only 3 lbs.

Build the BEST BUYS in "HAM" gear...




*U. S.
Pat. No.
D-184,776



90-WATT CW TRANSMITTER #720

Kit \$79.95 Wired \$119.95

"Ideal for veteran or novice" — ELECTRONIC KITS GUIDE. "Top quality" — POPULAR ELECTRONICS. "Well designed" — ELECTRONICS WORLD. 80 thru 10 meters with one-knob band-switching. Full "clean" 90W input, 65W external plate mod. Matches loads 50 to 1000 ohms. May be used as basic exciter unit. 1V1 shielded. Tubes: 6146, 6CL6, 2-6AQ5, GZ34. Attractive "living room" low-silhouette design. 15" w, 5" h, 9" d.



UNIVERSAL MODULATOR-DRIVER #730

Kit \$49.95 Wired \$79.95

Cover E-5 \$4.50

Delivers 50W undistorted audio. Modulates transmitters having r.f. inputs up to 100W. Unique over-modulation indicator. Output transformer matches 500-10,000 ohms. Low-level speech clipping & filtering. Inputs for vial or dynamic mikes, phone patch, etc. 7 tubes: 6" h, 14" w, 8" d.



GRID DIP METER #710

Kit \$29.95 Wired \$49.95

Includes complete set of coils for full band coverage. 400 kc-230 mc in 8 overlapping ranges. 500 ua meter. Plug-in coils are pre-wound, pre-calibrated to 0.5% accuracy. Transformer-operated power supply 2¼" h, 2½" w, 6¾" l.

Compare — judge for yourself — at your neighborhood EICO distributor. For free catalog on 65 models of EICO test instruments, hi-fi & "ham" gear, fill out coupon on Page 40. Add 5% in the West.

ELECTRONIC INSTRUMENT CO., Inc., 33-00 N. Blvd., L. I. C. 1, N. Y.

**STOP BUYING TUBES
IN THE DARK**

BRAND NEW TUBES



Each Tube Individually and Attractively Boxed! You Can Rely On Rad-Tel's Speedy One Day Service!

All Rad-Tel's First Quality! Guaranteed One Full Year!
**NOT USED
NOT PULLED
OUT OF OLD
SETS**

better than
70%
off

Send For Free Trouble Shooter Guide And New Tube & Parts Catalog.

Not Affiliated With Any Other Mail Order Tube Company.

Qty.	Type	Price	Qty.	Type	Price	Qty.	Type	Price	Qty.	Type	Price	Qty.	Type	Price	Qty.	Type	Price
—	074M	.79	—	4B76	.58	—	6B05	.54	—	6J6	.67	—	12AX7	.63	—	12SQ7M	.73
—	1A22	.62	—	4B77	.96	—	6B27	.94	—	6K6	.58	—	12AZ7	.86	—	12U7	.62
—	193GT	.79	—	4CB6	.59	—	6B28	.97	—	6S4	.48	—	12B4	.63	—	12V6GT	.53
—	1DMS	.55	—	4C56	.61	—	6B86	.51	—	6SA7GT	.76	—	12BA6	.50	—	12W6	.69
—	1G3	.73	—	4DE6	.62	—	6B86	.55	—	6SK7GT	.74	—	12B06	.50	—	12X4	.38
—	1I3	.73	—	4DK6	.60	—	6B86	.44	—	6SL7	.80	—	12B6E	.53	—	17A4	.67
—	1K3	.73	—	4DT6	.55	—	6B86	1.66	—	6SN7	.85	—	12BF6	.44	—	17B06	1.09
—	1L6	1.05	—	5AM8	.79	—	6B88	.65	—	6SQ7	.73	—	12BH7	.73	—	17C5	.58
—	1L66	.69	—	5AM8	.86	—	6B88	.87	—	6T4	.99	—	12BK5	.70	—	17CA5	.62
—	1L66	.78	—	5A05	.52	—	6B86	.62	—	6T8	.80	—	12BL5	.58	—	17D4	.69
—	1LW5	.58	—	5AT8	.80	—	6B85	.80	—	6U8	.78	—	12B06	1.06	—	17D66	1.06
—	1R5	.62	—	5BK7A	.82	—	6BK7	.85	—	6V6GT	.54	—	12BY7	.74	—	17L6	.58
—	1S5	.58	—	5B07	.97	—	6BL7	1.00	—	6W4	.57	—	12B27	.75	—	17W6	.70
—	1T4	.58	—	5BR8	.79	—	6B84	.57	—	6W6	.89	—	12C5	.56	—	19A04	.83
—	1U4	.57	—	5CG8	.76	—	6B86	.74	—	6X4	.39	—	12CA5	.59	—	19B66	1.39
—	1U5	.50	—	5CL8	.76	—	6B05	.65	—	6X5GT	.53	—	12CWS	.56	—	19T8	.80
—	1X28	.82	—	5E88	.80	—	6B06GT	1.05	—	6X8	.77	—	12CR6	.54	—	21E6	1.49
—	2A4	.96	—	5E88	.80	—	6B27	.95	—	7AU7	.61	—	12CUS	.58	—	25A04	.87
—	2B4	.60	—	5J6	.68	—	6B86	.78	—	7A8	.68	—	12CUB	1.06	—	25B06	1.11
—	2B7	.71	—	5Y8	.81	—	6B58	.90	—	7B5	.69	—	12CX6	.54	—	25C5	.53
—	2C75	.71	—	5U4	.60	—	6B88	.70	—	7Y4	.59	—	120B5	.69	—	25CA5	.59
—	3A06	.51	—	5U8	.81	—	6B86	.54	—	8AU8	.83	—	120E8	.75	—	25CD6	1.44
—	3AV6	.41	—	5V6	.56	—	6B26	.54	—	8AW8	.33	—	120L8	.85	—	25CJ6	1.11
—	3BA6	.51	—	5X8	.78	—	6B27	.97	—	8B05	.80	—	120M7	.67	—	25DN6	1.42
—	3BC5	.54	—	5Y3	.46	—	6C4	.43	—	8C7	.32	—	120Q6	1.04	—	25E85	.55
—	3B6E	.52	—	6AB4	.46	—	6CB6	.54	—	8CM7	.68	—	120S7	.79	—	25L6	.57
—	3BN4	.63	—	6AC7	.96	—	6C06	1.42	—	8CH7	.97	—	120Z6	.56	—	25W4	.88
—	3B86	.76	—	6AT3	.73	—	6CF6	.64	—	8CX8	.33	—	12EL6	.50	—	25Z6	.66
—	3BU8	.78	—	6AF4	.97	—	6CB7	.60	—	8E8	.34	—	12E6	.54	—	35C5	.51
—	3BY6	.55	—	6AG5	.65	—	6CB8	.77	—	100A7	.71	—	12EK6	.56	—	35L6	.57
—	3B76	.55	—	6AH6	.99	—	6CM7	.66	—	11CY7	.75	—	12E26	.53	—	35W4	.52
—	3CB6	.54	—	6AK5	.95	—	6CM7	.85	—	12A4	.60	—	12F5	.66	—	35Z6GT	.60
—	3CF8	.60	—	6AL5	.47	—	6CR6	.51	—	12AB5	.55	—	12F8	.66	—	50B5	.60
—	3CS6	.52	—	6AM8	.78	—	6CS6	.57	—	12AC6	.49	—	12FM6	.45	—	50C5	.53
—	3CY5	.71	—	6AN4	.95	—	6CU5	.58	—	12AD6	.57	—	12K5	.65	—	50DC4	.37
—	3DE6	.62	—	6AN8	.85	—	6CU6	1.08	—	12AE6	.43	—	12SA7M	.86	—	50E45	.55
—	3DK6	.60	—	6A05	.50	—	6CY5	.70	—	12AF3	.73	—	12SK7GT	.74	—	50L6	.61
—	3DT6	.50	—	6AR5	.55	—	6CY7	.71	—	12AF6	.49	—	12SN7	.67	—	117Z3	.81
—	305	.80	—	6AS5	.60	—	6D44	.68	—	12A16	.46	—					
—	354	.61	—	6AT6	.43	—	6E85	.69	—	12AL5	.45	—					
—	3V4	.58	—	6AT8	.79	—	6E86	.58	—	12AL8	.95	—					
—	4A06	.54	—	6AU4	.82	—	6D66	.59	—	12A05	.52	—					
—	4BA6	.51	—	6AV6	.50	—	6D06	1.10	—	12AT6	.43	—					
—	4BC5	.55	—	6AU7	.61	—	6E75	.76	—	12AT7	.76	—					
—	4B8	.95	—	6A08	.87	—	6D76	.53	—	12A06	.50	—					
—	4B6	.54	—	6AV6	.40	—	6E88	.79	—	12AU7	.80	—					
—	4B86	.75	—	6AW8	.89	—	6E88	.79	—	12AV5	.97	—					
—	4B07	.95	—	6AX4	.65	—	6E88	.94	—	12AV6	.41	—					
—	4B58	.99	—	6AX7	.64	—	6E6GT	.58	—	12AV7	.75	—					
—	4B08	.71	—	6BA6	.49	—	6L5GT	.51	—	12AX4	.67	—					

**Brand New JAN 3BP1
Cathode Ray Tubes**
4.3V @ .6A electrostatic focus,
deflection. Sensitivity x.127,
Y.172 mm/v.
\$1.25
Single, \$1.45 Lots of 3

RAD-TEL TUBE CO.

55 Chambers Street
Newark 5, N. J.
DEPT. PE 360

TERMS: 25% deposit must accompany all orders — balance C.O.D. \$1 HANDLING CHARGE FOR ORDERS UNDER \$5
Subject to prior sale. Please add postage. No C.O.D.'s outside continental U.S.A.

Listen to the EICO Hour, WBAI—FM-NY, 99.5 MC—Mon., Thurs., Sat. 7-8 P.M. and Sat. 3-4 P.M.

the experts say
your BEST BUY
 is **EICO**...

EICO, 33-00 Northern Blvd., L. I. C. 1, N. Y. PE-3
 Show me HOW TO SAVE 50% on 65 models of top-quality:

HI-FI TEST INSTRUMENTS "HAM" GEAR
 Send FREE catalog & name of neighborhood EICO dealer. Send free STEREO HI-FI Guide.

NAME.....
 ADDRESS.....
 CITY..... ZONE..... STATE.....

ADD 5% IN THE WEST


...in
STEREO and MONO HI-FI



STEREO Dual Amplifier-Preamplifier HF81
 Kit \$69.95.
 Wired \$109.95.
 "Excellent" — SATURDAY REVIEW;
 HI-FI MUSIC AT HOME.




Mono Preamplifier HF65A:
 Kit \$29.95.
 Wired \$44.95.
 With Power Supply HF65:
 Kit \$33.95. Wired \$49.95.



*Less Cover, F.E.T. incl.

FM Tuner HFT90
 Kit \$39.95*.
 Wired \$65.95*.
 Cover \$3.95.
 "One of the best buys" AUDIOCRAFT
AM Tuner HFT94
 Kit \$39.95. Wired \$65.95, incl. Cover & F.E.T.
FM/AM Tuner HFT92
 Kit \$59.95. Wired \$94.95, incl. Cover & F.E.T.



STEREO Dual Preamplifier HF85
 Kit \$39.95.
 Wired \$64.95.
 "Extreme flexibility... a bargain!"—HI-FI REVIEW




Mono Power Amplifiers (60, 50, 35, 30, 22, 14-Watt; use 2 for Stereo)
 from Kit \$23.50.
 Wired \$41.50.



2-Way Bookshelf Speaker System HFS1
 complete with factory-built cabinet: \$39.95.



STEREO Dual Power Amplifier HF86
 Kit \$43.95.
 Wired \$74.95.



Mono Integrated Amplifiers (50, 30, 20, 12-Watt; use 2 for Stereo)
 from Kit \$34.95.
 Wired \$57.95.



NEW! COMPLETE STEREO DUAL AMPLIFIER AF-4
 Kit \$38.95
 Wired \$64.95
 TRUE HI-FI quality to drive hi efficiency speakers to concert volume.

70W STEREO Dual Power Amplifier HF87 Kit \$74.95 Wired \$114.95

...and in
TEST INSTRUMENTS



New Power & Bias Supply for Transistorized Eqpt. #1020*
 Kit \$19.95.
 Wired \$27.95.
 *Patent pending



Miniaturized Multi-Signal Tracer #145A
 Kit \$19.95.
 Wired \$28.95.



Vacuum Tube Voltmeter #221
 Kit \$25.95.
 Wired \$39.95.



New TUBE & CRT FIL. Tester #612
 Kit \$3.95.
 Wired \$5.95.
 Fast-checks radio/TV tubes, pilot lamps, etc.



1000 Ohms/Volt V-O-M-#536
 Kit \$12.90.
 Wired \$14.90.



5" Push-Pull Scope #425
 Kit \$44.95
 Wired \$79.95.



Peak-to-Peak VTVM #232 & Uni-Probe (pat. pend.)
 Kit \$29.95.
 Wired \$49.95.



RF Signal Generator #324
 Kit \$26.95.
 Wired \$39.95.



Series/Parallel R-C Combination Box #1140
 Kit \$13.95. Wired \$19.95
 1350 Combinations!



6V & 12V Battery Eliminator & Charger #1050
 Kit \$29.95. Wired \$38.95.
 Extra-filtered for transistor equip. #1060
 Kit \$38.95. Wired \$47.95



Tube Tester #625
 Kit \$34.95.
 Wired \$49.95.



R-C Bridge & R-C-L Comparator #950B
 Kit \$19.95.
 Wired \$29.95.

IN STOCK! Compare, take them home — right "off the shelf" — from 2000 neighborhood dealers. Over 1 MILLION EICO instruments in use throughout the world.

© 1960, ELECTRONIC INSTRUMENT CO., INC., 33-00 N. BLVD., L.I.C.1, N.Y.

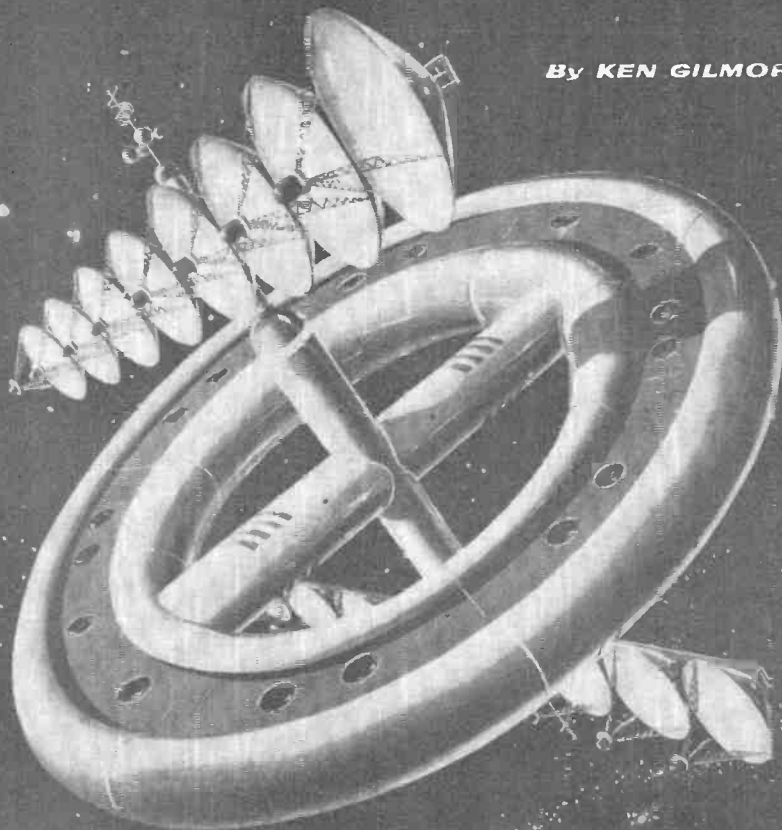
See Page 38 for EICO'S BEST BUYS in "HAM" GEAR and TRANSISTOR RADIOS

Always say you saw it in—POPULAR ELECTRONICS


Communications Satellites

-Key to World-Wide TV

By **KEN GILMORE**

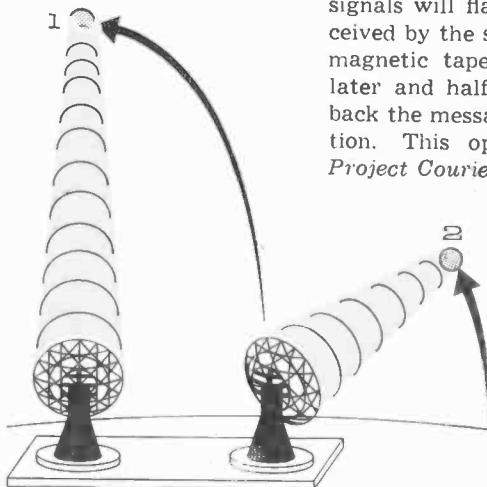


Sooner than you think—probably
within ten years—satellites
will make it possible for you
to watch live TV programs from
foreign countries



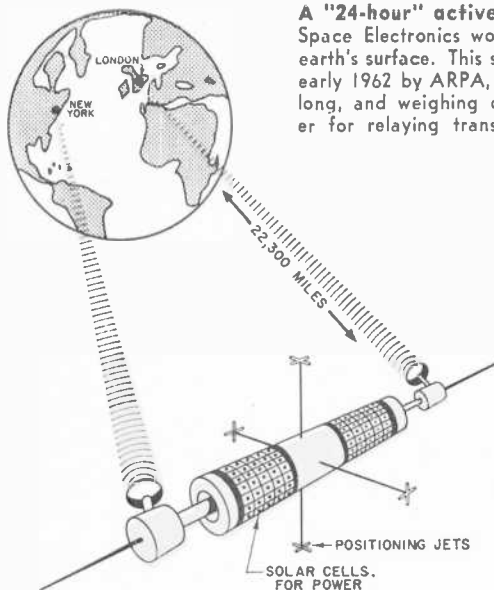
Balloon satellites to be used in *Project Echo* are made of tough plastic film coated with a thin layer of aluminum. Entire satellite, including the firing container, weighs only 190 pounds. Balloon is inflated when sun's rays cause water inside it to turn into steam.

Operation of a "passive" satellite relay system—such as *Project Echo*—is diagrammed below. While signals are being bounced off satellite 1, the second antenna begins to track satellite 2, preparatory to switching from 1 to 2. Scientists calculate that 25 such "sky-mirrors" in orbit would give world-wide coverage.



EARLY this spring, a powerful rocket will roar into space and eject a strange payload: a rumpled bundle of plastic that will within minutes puff itself into a shining sphere one hundred feet in diameter. As this weird space balloon soars through its orbit 1000 miles above the earth, thousands of radio signals will shoot skyward from ground stations, ricochet from the satellite's polished surface, and dive back to earth to be received thousands of miles from where they started. The experiment, run by the U. S. National Aeronautics and Space Administration (NASA), will be known as *Project Echo*.

A short time later—probably before summer—the U. S. Advanced Research Projects Agency (ARPA), which directs our military space program, will hurl a different kind of "talking satellite" into orbit. It will be much smaller than NASA's hundred-foot sphere, and packed with complex electronic equipment. As it glides over one continent, signals will flash from the earth to be received by the satellite and recorded on tiny magnetic tape recorders. A few minutes later and half a world away, it will play back the message to a ground listening station. This operation will be known as *Project Courier*.



A "24-hour" active satellite repeater like the one at left designed by Space Electronics would appear to hang suspended over one spot on the earth's surface. This satellite is basically similar to the one to be launched in early 1962 by ARPA, but it is much smaller, measuring only six to eight feet long, and weighing only 500 pounds. Solar cells would provide the power for relaying trans-Atlantic television, telephone, and teletype signals.

While *Echo* and *Courier* are the most comprehensive space communications projects planned to date, they are not alone. At least one talking moon is already in orbit; scores of others will soon be filling the air with electronic signals. Almost overnight, sooner than anyone believes possible, the age of satellite communications will begin.

Space Timetable. Communications satellites will bring about profound changes in our everyday lives. These pioneering accomplishments are coming soon:

- Before another year goes by, television signals will probably have been transmitted back and forth across the Atlantic.
- By 1961, the Signal Corps will have enough *Project Courier* satellites in orbit to form a regular communications system between our far-flung military outposts around the globe. This system will be *operational* in 1961, not experimental.
- By early 1962, ARPA will have an electronic repeater satellite in orbit at an altitude of slightly over 22,000 miles. Termed a "24-hour" repeater, it will rotate at the same speed as the earth and will appear to hang over one spot on the earth's surface—probably the mid-Atlantic. The thrust rocket designed to hurl this five-ton moon into orbit is under construction.
- By 1962 or 1963, we will be watching live television from Europe.
- By 1970—a short decade away—we will spin the dial and bring in hundreds of sta-

tions from all over the world. Bullfights from Spain, exotic dances from the South Seas, floor shows from Paris night spots—all will flood into our living rooms through the magic of satellite video.

These are *not* just dreams. We have all the know-how and resources needed to accomplish every one of these projects *right now*. A crash program to get the hardware into the sky has already started.

Before 1980, there will probably be super communications satellites aloft, operated by crews who commute back and forth from earth by rocket. The illustration on page 41 pictures one of these advanced satellites which is already being designed by Radio Corporation of America.

Communicating *with* satellites themselves is, of course, not new. (See "Telemetry—Vital Link to the Stars," *POPULAR ELECTRONICS*, Nov., 1959.) Every satellite launched by either the United States or Russia has maintained some kind of radio contact with earth. But this contact has been used only to control the satellite or to report on its operation to ground stations.

Now, we are beginning to use satellites as another link in our regular communications networks. Employed as relay stations a thousand miles or more above the earth, they will enable us to transmit radio, television, teletype, and other signals around the world far better than we could do it any other way.

Early Experiments. The age of space communications was born—by accident—in October, 1958. The scene was Cape Canaveral. As Pioneer I streaked skyward, headed for outer space, the ground station signaled the rocket to fire its next stage. But something went wrong. Repeated signals to fire somehow got channeled into the missile's transmitter and were relayed to half the world before the space vehicle destroyed itself.

A few months later, satellite communications of a more reliable type went into operation with the launching of *Project Score*. The most publicized feat of *Score* was the broadcasting of President Eisenhower's 1958 Christmas message to the world. But

THE NECESSITY FOR SATELLITE COMMUNICATIONS

Ultra-high-frequency signals—the kind used for television—travel only in straight lines. They do not follow the curvature of the earth and therefore cannot be picked up more than a few miles from the transmitter. Even the 1000-foot towers now used by some television stations increase the maximum range to only a few hundred miles. But a satellite, since it can "see" a large part of the earth, would give vast coverage with u.h.f. signals.

Why must we use u.h.f.? Why not transmit TV by "short wave"—the kind used by some radio communications? The answer: there simply isn't room. A voice signal uses a very narrow channel, only a few thousand cycles wide. But television takes at least five million cycles.

Even if we forget television, we still have a serious problem. The volume of overseas communications has grown so rapidly that we are running out of channels. International Telephone and Telegraph Company estimates that the message load will be seven times as large in 1970 as it was in 1950. By 1963, all presently available channels will be jammed to capacity. The only answer is more channels, and the only ones still available are in the u.h.f. range. This means that satellite communications systems must be developed quickly.

it performed a series of more valuable experiments as well.

As *Score* circled the earth, Signal Corps engineers sent aloft radio and teletype messages that were received and recorded by the satellite, then played back on command to other stations thousands of miles away. When ground stations were within two or three thousand miles of each other, the satellite relayed the message instantaneously, without recording it first.

Communications in which the satellite is a *passive* element and acts as a mirror, rather than as a relay station, have also been successful. The spent rocket case that propelled *Score* into orbit was used by RCA for successful "bounce" communications tests. In addition, signals have been bounced off the moon repeatedly in the last few years.

Civilian Projects. Although various systems could be used in world-wide networks, most space experts feel the so-called "24-hour" *active* satellite repeater (the type scheduled to be launched by ARPA in early 1962) offers the greatest promise. This advanced type may actually be the first to go into use for civilian TV. There is even some chance that a civilian-built active satellite repeater will be in orbit *before* ARPA's military version.

Dr. James C. Fletcher, president of Space Electronics, Inc., of Glendale, California, says there is no reason why such a satellite could not be in operation within two years. He estimates it would cost from \$25,000,000 to \$40,000,000. Dr. Henri G. Busignies, president of International Telephone and Telegraph Laboratories, says it might cost

slightly more. But both men think it would pay its own way.

Forty or fifty million dollars may sound like a lot of money. But the recently completed Atlantic cable cost \$40,000,000, and can only handle about 50 telephone conversations at one time. It cannot, under any circumstances, transmit a live television program. The satellite proposed by Space Electronics would carry 250 telephone conversations simultaneously—five times as many as the cable—or 125 telephone conversations and one television signal.

Although enthusiasts like Dr. Fletcher are ready to begin the project now—efforts to round up financial backing are under way—other communications industry leaders feel that since NASA plans to fire a 24-hour satellite repeater in 1962, it would be better to wait and profit from this experiment. So the timetable for the launching of a space outpost for civilian TV is uncertain.

Looking to the Future. Exactly how will satellite communications affect our everyday lives? Imagine the year as being 1970—just ten years away. Hundreds of satellites of every nationality are now soaring through the skies, pouring down torrents of information, entertainment, propaganda. You turn on the TV set and bring in the BBC or Moscow just as clearly as you received home-town stations back in 1960.

Since there are thousands of channels and since each has a potential audience of billions of people, it has now become practical to televise programs of interest to


(Continued on page 130)

Lloyd Darknell



Half-Amp Variable Transistor Bench Supply

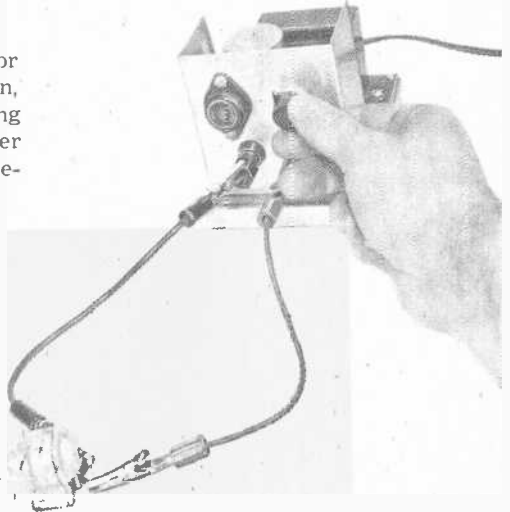
**Replace your
test bench batteries
with this
multi-purpose
line-operated d.c. power source**




**By
EUGENE RICHARDSON**

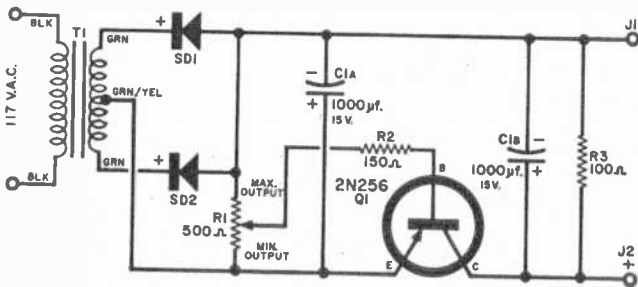
NEARLY everyone working with transistor circuits—whether student, serviceman, gadgeteer, or design engineer—starts by using standard batteries as experimental power sources. The need for constant battery replacement soon becomes a problem, however. The natural solution is to equip your test bench with a line-operated d.c. supply, preferably one with a continuously adjustable output from 0 to 12 volts at currents up to 500 ma.

Here is just such a unit. It can be assembled from standard, readily available components, and wired





Front panel of power supply serves as heat sink for power transistor Q1. Output binding post J2 is below R1.



Power rating of transistor is well above maximum output of supply. Use diodes specified or any replacement types with at least a 500-ma. current rating.

by the average hobbyist or lab technician in just one or two evenings.

Construction. As is typical of power supply circuits, neither parts layout nor lead dress is critical. An etched circuit board similar to the one in the author's model or a Masonite panel (requiring conventional "point-to-point" wiring) may be employed, depending on individual preferences.

The circuit board is supported on a short length of U-channel aluminum stock attached to the board with standard machine screws and nuts. A U-shaped 3 1/4" x 3 1/4" x 2" bracket cut and formed from scrap aluminum serves as a front panel and support for output control R1, power transistor Q1, and the output binding posts (J1 and J2). This bracket is attached to the circuit board with small spade bolts and nuts.

Be careful not to ground Q1 to its mount-

PARTS LIST

- C1a/C1b—Dual 1000-µf., 15-volt electrolytic can capacitor (CD B0940 or equivalent)
- J1, J2—Five-way binding posts (one red, one black)
- Q1—2N256 power transistor
- R1—500-ohm, 2-watt potentiometer
- R2—150-ohm, 10-watt resistor
- R3—100-ohm, 10-watt resistor
- SD1, SD2—Silicon diode rectifier (Sarkes-Tarzian Type 10K or equivalent)
- T1—Power transformer; 117-volt primary; 26.5-volt CT secondary, 600 ma. (Thordarson 21F27)
- 1—5 1/4" x 3 1/2" etched circuit board or perforated Masonite board
- 1—Length of 1/4" x 1 1/2" aluminum U-channel stock (see text)
- 1—3 1/4" x 3 1/4" x 2" aluminum bracket (heat sink)
- Misc. wire, hardware, transistor socket

ing bracket; use a power transistor insulating socket such as the Motorola MK-10. With the wiring completed, double-check all connections before you plug the unit into a line receptacle, paying particular attention to the electrolytic capacitor and rectifier polarities.

Operation. First turn control R1 to its *minimum* output position (control arm at "emitter" side). Plug in the line cord and

connect the device to be powered across *J1* and *J2*, carefully observing polarity. A d.c. voltmeter can be connected across the output terminals to check output voltage, while current drain can be monitored by connecting a milliammeter in series with the output jacks. Voltage control *R1* is now advanced until the desired output voltage is attained.

If the instrument is used at maximum current output (500 ma.) for a long period, the power transistor may become slightly warm. This does not indicate trouble. The 2N256, in this application, is used well below its maximum ratings. In addition, the aluminum mounting bracket serves as an effective heat sink and will prevent dangerous overheating.

Applications. This transistorized power supply can be used in *any* experimental application requiring d.c. voltage within its maximum current ratings. A small over-

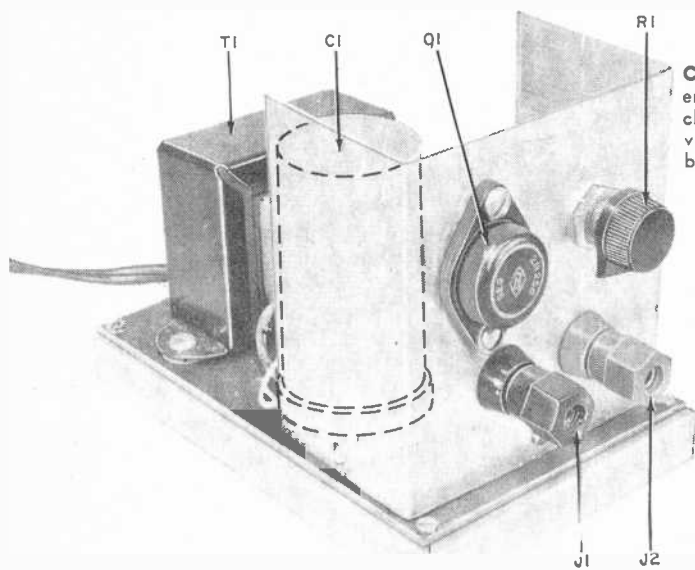
HOW IT WORKS

Line voltage is stepped down by transformer *T1* and applied to a pair of rectifiers (*SD1*, *SD2*) in a full-wave circuit. The resulting pulsating d.c. is applied across input filter capacitor *C1a* and voltage control *R1*.

In operation, *R1* serves to supply base bias to power transistor *Q1* and is used as a combination control and filter element. The bias, applied to the base through current-limiting resistor *R2*, has a small ripple component which is out of phase with the ripple appearing across the emitter-collector circuit, tending to reduce over-all ripple to a minimum. Further filtering is provided by output capacitor *C1b*.

Bleeder resistor *R3*, across the output terminals, has several functions. By providing a small current drain, it helps insure good regulation. At the same time, it serves as a fixed collector load, permitting the output voltage to be reduced to zero even under fairly small external loads. Finally, it serves to discharge output capacitor *C1b* when the instrument is disconnected, preventing the accidental application of a higher than desired voltage to experimental circuits.

Note that the emitter-collector resistance and bleeder resistor *R3* form a simple voltage divider. As base bias is increased by turning *R1* towards its negative terminal, the emitter-collector resistance drops, increasing available output voltage.



Chassis base used for the power supply is fabricated from U-channeling. You can use a conventional metal chassis or a breadboard type layout if desired.

load is permissible for short intervals. It will serve equally well as a test source for breadboard or experimental circuits or as a "battery eliminator" for servicing transistorized receivers, preamps, or hearing aids.

It can be used in such "non-electronic" applications as light-duty electroplating, as a variable power supply for controlling small d.c. motors, and to power small

electromagnets and solenoids. Or a useful variable intensity light source may be assembled by connecting it to a standard pilot lamp; such a light source has many applications in microscopy, physics, and optics experiments.

After you work with this handy power supply for a while, you will soon discover dozens of "off-beat" applications in which it can be used.

Unusual Tape Recorder

Uher "Universal" offers many unique features

THE Uher "Universal" tape recorder is one of the most cleverly designed recorders we've ever seen. This West German unit has so many unusual mechanical and electronic features that it would take a small book to cover them fully.

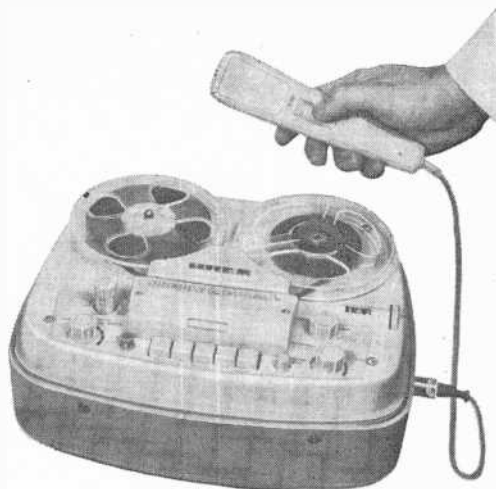
To begin with, the "Universal" is a monophonic recorder intended primarily for dictation. It operates at three speeds: $3\frac{3}{4}$ ips, $1\frac{1}{8}$ ips, and $1\frac{5}{16}$ ips. The sound quality at the ultra-slow speed of $1\frac{5}{16}$ ips is surprisingly good. Voices are clear and immediately recognizable, and only relatively well-trained ears will detect flutter—partly because a hysteresis motor helps minimize speed variations.

For practically any voice-recording purpose, the $1\frac{5}{16}$ ips-speed should be completely satisfactory—so good, in fact, that most users will probably seldom use the $1\frac{1}{8}$ -ips intermediate speed. The great advantage of the $1\frac{5}{16}$ -ips speed is, of course, that it allows a total of eight hours of recording to be put on a single 5" reel of standard tape. The $3\frac{3}{4}$ -ips speed is suitable for high-quality voice recording or for background music.

Mike Switch. One of the "Universal's" most attractive features is the slide switch that is mounted on the microphone. It allows the operator to record, stop, rewind, and play back at the flick of a thumb. This switch seems to be quite foolproof—as does the recorder itself. Of course, the Universal has the usual complement of switches and controls on the chassis of the recorder as well as on the microphone.

Other unusual features include a voice-music switch for playback, an automatic volume control switch for recording (this prevents overloading), and an automatic playback function which allows a tape to be played and replayed automatically.

Several accessories for the "Universal" are available, the most interesting of which is called the "Synchro-Akustomat." This little black box plugs into the recorder and provides two functions. First it acts as a sound-actuated record-off switch. When you start talking, the recorder starts recording—losing only the first syllable—and stops recording about four seconds after you have stopped talking.




Slide Projection. The "Akustomat's" other use is in connection with automatic slide projectors. As the operator projects a series of slides, he records his narration and uses the "Akustomat" to put subsonic tones on the tape each time he changes a slide. In playback, the recorder provides the commentary and gives the slide projector the signal to change the slide. Thus, the operator has to do nothing but sit back and enjoy the show.

The "Universal" is priced at \$299.95 (with carrying case and mike) plus Federal Excise Tax, sold in U. S. by Warren Weiss, 1650 Broadway, New York, N. Y. —30—

"Synchro-Akustomat" is used as a sound-actuated record-off switch and as a means of synchronizing recorded commentary with automatic slide projectors.



NUCLEAR KILOWATTS *for You*



Artist's conception of the atomic power plant being built at Buchanan, N. Y., by Consolidated Edison Co.

By
PAUL JANVIER

YOU CAN'T buy a newspaper today without finding "atom" news in it. Every day, it seems, an atomic submarine is launched, or another electric power company is building an "atomic" plant. Or word comes from Washington announcing a new program of peaceful uses for atomic energy. There's no doubt nuclear power is here to stay. By 1980, the Atomic Energy Commission predicts, the amount of nuclear-generated electricity in the United States will very likely be as high as the amount generated today by conventional methods.

All this has led to a host of new terms and concepts creeping into the morning news. In some way, we are told, a "chain reaction" within a "critical mass" of "fissionable material" contained in an "atomic

Though present ways of generating electricity from atomic energy are uneconomical, nuclear-powered electrical generators continue to be built—here's how and why

reactor" produces power. All right—but how? The papers say that Consolidated Edison of New York is building a reactor? Okay, but what the heck is a "reactor?"

Energy Extraction. Actually, a reactor is a machine that extracts the energy which was put into radioactive materials at the time the universe was created. Reactors can be big, they can be small, they can look a dozen different ways on the outside—but what goes on inside the reactor's shield of concrete, lead, or other protective materials




other as well. This is because a reactor produces heat just by running itself, and it runs itself by the radioactivity in its fuel.

It's time we talked about radioactivity. What is it? Well, depending on how much a man wants to know about it, he can spend one, two, or even more lifetimes in the study of atomic structure and the forces that determine it. On the other hand, what a man has to know to get power from the atom is what the neutrons are doing.

Neutron Emission. It took several lifetimes just to find the neutron in the atom's core (nucleus) where it joins with another atomic component called the proton in the formation of the nucleus. The neutron is a great traveler, zipping away from the nuclei of the unstable, heavy atoms at fantastic speeds. If heavy atoms did not jettison neutrons, their nuclei would come apart. This neutron emission is what makes reactors possible.

To the neutrons, the space between atoms seems vastly empty. In the normal course of emission from naturally radioactive material, the neutron escapes into the non-radioactive world. But in a refined



Atomic reactors are under construction in all parts of the civilized world. In photo at upper left is the first reactor to be built in Poland. Presumably Russian-designed, it appears to be patterned after the English-built Calder Hall reactor, one of the earliest designs. (Eastfoto)

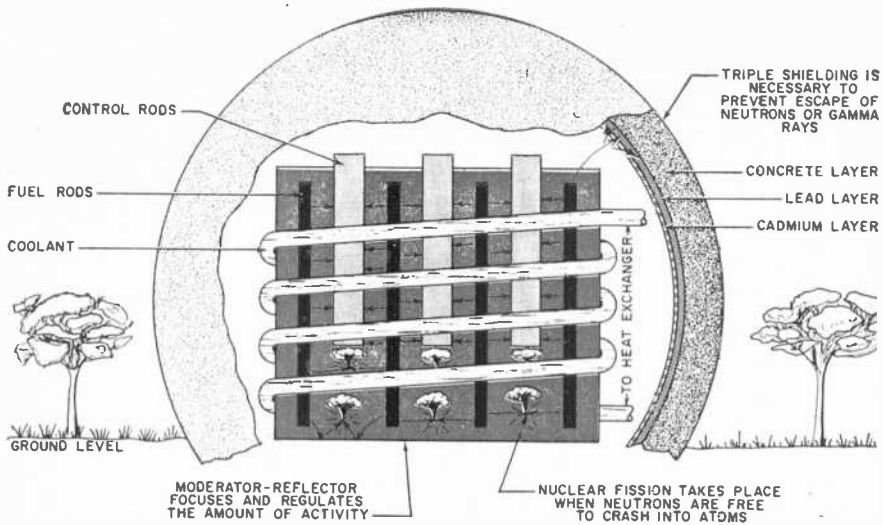
Being erected in Germany near Frankfurt-am-Main is a 15,000-kilowatt boiling-water reactor. This design eliminates heat exchangers since the coolant drives steam turbines directly. The reactor is partly underground for reasons of safety.

is always roughly the same: radioactive phenomena is being manipulated.

There are only two things you can get out of a reactor: radiation, for research purposes or industrial and medical products and processes; and heat, for conversion into conventional energies—usually electricity. No matter which of these things a reactor is designed to do, it'll do a great deal of the

and artificially assembled mass of some "fissionable" element such as uranium, the neutron falls victim to the law of averages: when enough fissionable material is gathered together—and the amount of the minimum or "critical" mass can be precisely calculated—sooner or later the neutron is bound to collide with a nucleus as unstable as the one that gave it birth.

At the impact of the neutron, the nucleus breaks up—or "fissions"—into several lighter nuclei and two or three unattached neutrons. These "free" neutrons spray away and collide with other nuclei, causing them to break up and give off more neutrons as they react to the impact. In no time at all, a "chain reaction" sweeps



Primary elements of a nuclear reactor are indicated above. The main control over the amount of neutron activity is exerted by the control rods, which can be raised or lowered between the fuel rods. This diagram closely follows the early graphite-moderated design.

through the "critical mass" in a lightning series of "nuclear fissions" which convert the entire mass into a cloud of fiercely hot, violently expanding gases.

Harnessing the Reaction. Obviously an atomic bomb doesn't generate useful power. What we want is a slow, controlled break-up of fissionable material so we can put its heat and radiation to work. So we take our critical mass—separated carefully into safe, subcritical masses—and place it inside a reactor.

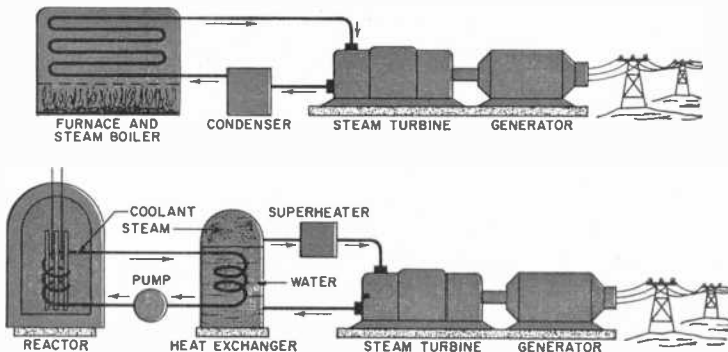
A reactor's job is to control the chain reaction. It regulates its intensity, channels it, and puts it to useful work. This the re-

actor does by means of five essential design components.

The *moderator* is composed of a mass of stable materials. It surrounds the core of the reactor (which contains the fissionable "fuel"). The stable atoms of the moderator are, in effect, a sea of mud through which the neutrons shot out by the fuel must slog. The neutrons rebound from the stable nuclei of the moderator and are more likely than ever to bounce and spin into the unstable nuclei of the fuel atoms.

What the moderator does is encourage neutron collisions at an even rate. Graphite

So-called "atomic power plants" are actually furnaces which produce steam for driving electrical generators. Comparison of a conventional electric power generating system with an "atomic" system shows that once the water is hot, the two systems are identical. The superheater in the lower diagram is powered separately and simply gets the steam even hotter.



is still the old standby as a moderator. When Enrico Fermi and his associates built the world's first reactor, they literally stacked graphite bricks around the fuel core—which is why the familiar, huge, square-faced thermal reactor is still called an "atomic pile."

But, having encouraged neutron collisions, the reactor now has to be able to stop what it has started—or, at any rate, to slow it down. This is done with *control elements*. In one type of reactor, these are long sliding rods thrust into the pile. Depending on how far these rods are eased

60
tor. Like the moderator, it surrounds the core. Its job is to bounce back any stray neutrons before they can get to the shield. Many reactors double up and use the moderator as the reflector, just as the control rods, in a way, are a maneuverable extension of the shield.

Heat Transference. No part of any working atomic reactor has had more thinking devoted to it than the fifth and last component: the *coolant*, which circulates around—or through—the core and the adjacent reactor components, and carries off the heat. In order to do this, it has to be a fluid which (1) resists neutron absorption, (2) won't corrode the pile components or the "cans" in which the fuel is packaged, (3) can be pumped easily through the reactor, and (4) should easily absorb and give off heat so that it can be recycled quickly.

This is a tall order, for it's practically impossible for a coolant to do all of these things well at the same time. Depending on the particular reactor, the fluid used can be anything from carbon dioxide gas to such tasty beverages as liquid sodium, benzene, boiling water, and water under 2000 pounds pressure to keep it from boiling.


Provided that the reactor's purpose permits such a design, the coolant can also serve as the moderator. Also, there's an ingeniously designed reactor

that has a fuel component doing double duty as the coolant.

But where is all this ingenuity getting us? We talk about atomic power. All we've got so far is either a source of heat or a second cousin to an atomic bomb. How do we get the power out of the reactor? Where's the spigot?

Here's how an atomic reactor delivers electricity: the coolant circulates through the structure, picking up heat generated by the controlled atomic fission. It carries the heat into a *heat-exchanger*, which is basically two tubes lying side by side in an insulated jacket. One carries circulating coolant from the reactor. The other is a cold water line which picks up the coolant's heat—but *not* its radioactivity—by simple

(Continued on page 138)




External and internal views of the SNAP II, a compact reactor designed for use in space. The 50-kilowatt unit weighs 220 pounds and is about the size of a five-gallon milk can. It operates in conjunction with a miniature heat-exchange system and a turbo-electric generator the size of a football. The two protrusions at the top are the control drive motors.

into the core among the fuel elements, they absorb greater or lesser numbers of neutrons, and so control the speed of the reaction. They're made of, or contain, elements which don't simply reflect or impede neutrons the way the moderator does, but actually have room in their atomic structure to pack away extra neutrons.

Boron steel or cadmium is generally used for control elements—and for the *shield* which jackets the reactor. Should some neutrons manage to get out of the core, they are stopped by the shield before they can do damage to the outside world.

So, by smoothing the reaction with the moderator and keeping it to a safe level with the control rods, the reactor handles the energy seething inside it.

Another design component is the *reflec-*



Add a Tuning Meter to your FM Receiver

ANYONE brought up in the radio and TV era feels quite confident that he can tune in an FM radio station properly. But this is not always the case.

Many people believe that a station will come in perfectly when the tuner is tuned to any point where the noise "behind" the station disappears. This method, however, places full responsibility for accurate tuning on the ear of the listener. And even a listener with "golden" ears doesn't consciously notice the small amounts of distortion which creep in when the station is not tuned precisely. The end effect is a case of "listener fatigue."

The answer to this problem? Easy: a tuning meter. It will allow each station to be turned on the nose! Here's how: when a station is tuned in correctly, the detector's d.c. output voltage as read by a d.c. meter movement will be zero. When the station is detuned, a d.c. voltage will appear at the audio output. This voltage will be either positive or negative, depending on which side of center the set is tuned.

Don't think it's a big operation to install a tuning meter; it's not.

Here's how a tuning meter was added to one popular FM tuner, the kit-built Heath Model FM-4.

Modification. The first step in modifying the Heath FM-4 is to remove the cover and the bottom plate. Then remove the receiver's knobs and the mounting nut and flat washer from the volume control shaft.

Before removing the front panel, mark off the position of the tuning meter to be installed (Lafayette TM 13 or equivalent) on the rear surface of the panel. If this is not done, the meter may jam against the plate which mounts the a.f.c. switch. Now remove the front panel.

A $\frac{1}{2}$ " (horizontal) by $\frac{3}{4}$ " (vertical) rectangular hole is required. It is drilled with a $\frac{3}{8}$ " bit and a triangular file is used to trim off the excess metal until the meter fits snugly in the hole. See Fig. 1.

The easiest way to mount the meter is to glue it in place using Duco cement. After this is done, suspend operations until the cement hardens completely. Then remount the front panel but do not install the cover.

Connect a 75,000-ohm, 1-watt resistor between the upper meter




Fig. 1. Meter is glued into hole on front panel of FM tuner.

By LOU GORDON

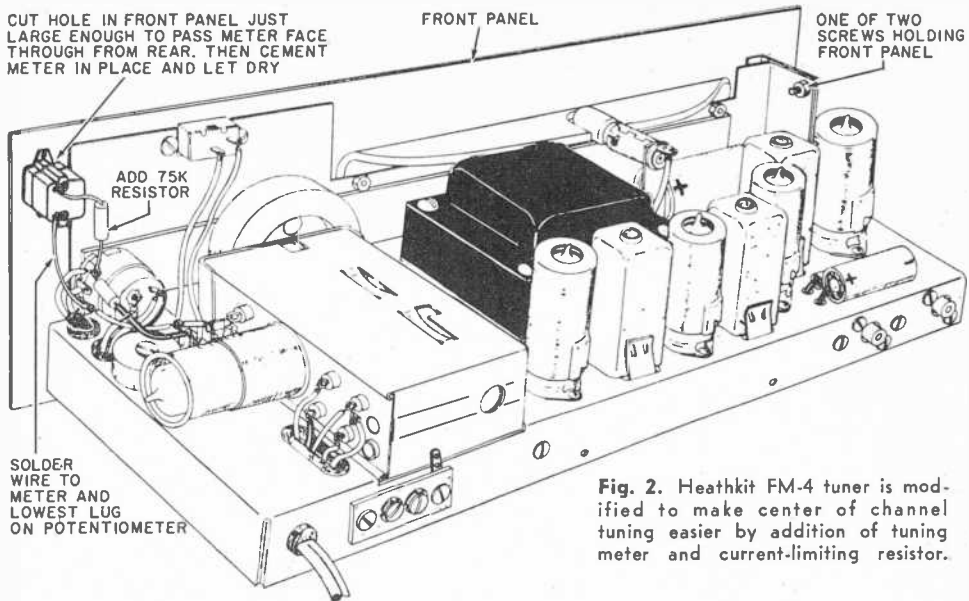


Fig. 2. Heathkit FM-4 tuner is modified to make center of channel tuning easier by addition of tuning meter and current-limiting resistor.

terminal and the highest terminal on the volume control, as in Fig. 2. Solder both connections. Do *not* disconnect the green wire and the 1-megohm resistor already connected to this terminal.

Now connect an insulated wire from the meter's lower terminal to the lowest terminal on the volume control. Keep this lead short. Do *not* disconnect the black wire and the braid of the shielded cable which are connected to this volume control terminal. Then solder both ends of the added wire.

Tuning. Connect the tuner into your hi-fi system. Before applying power, note the meter pointer's center position.

Turn on the tuner and let it warm up for a few minutes. Now slowly tune through a strong station. Note how the pointer rises above the zero position, crosses through zero when the station is loud and

(Continued on page 128)

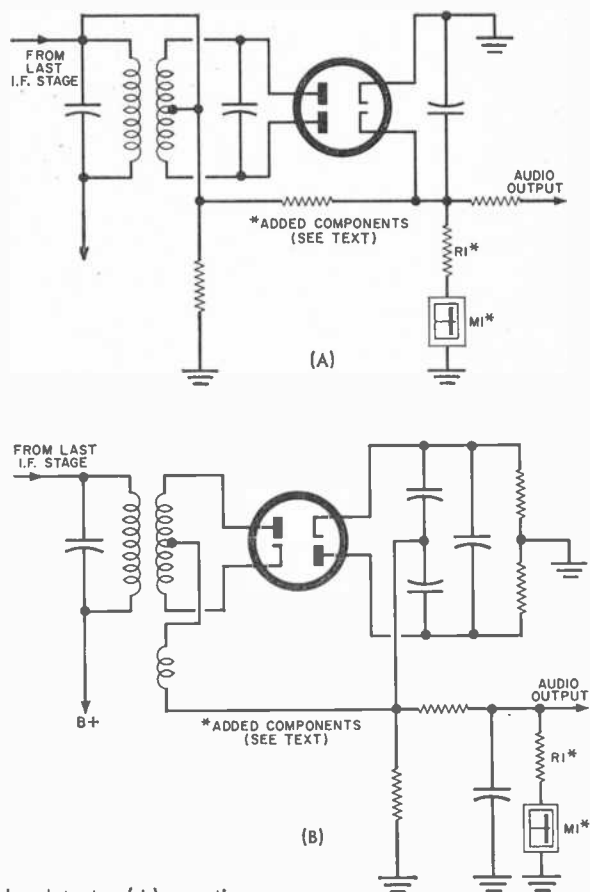


Fig. 3. FM tuners using popular Foster-Seeley detector (A) or ratio detector (B) as in Heathkit FM-4, can be modified for operation with a tuning meter. Note added meter and resistor in each circuit.



INSIDE the Hi-Fi RECORD CHANGER

THE MODERN record changer is a real marvel of mechanical ingenuity. Not only does it play a succession of records automatically, but it does the job better than most people can do it by hand.

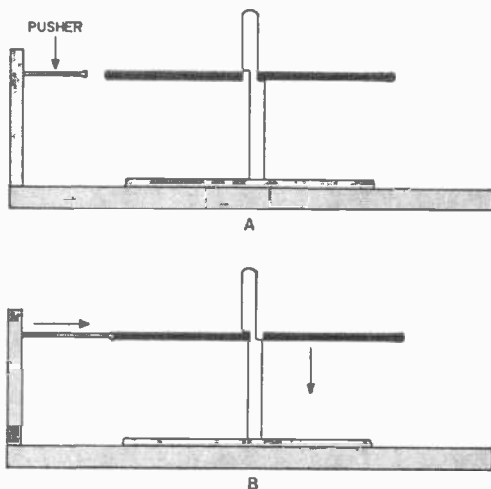
Dropping the Record. The primary function of the changer is, of course, to play a series of records automatically. Practically all of today's changers use one of two principles to perform this task. The first is the "offset-spindle, pusher type" diagrammed in Fig. 1. Here we have a spindle which, instead of being straight, has an offset of half the diameter of the record hole.

When a record is placed on this spindle, it will rest on the platform formed by the offset. See Fig. 1(A). However, if the record is pushed to the right about an eighth of an inch, it will fall off the platform. See Fig. 1(B). Note that there is only enough room for a single record to fit under the notch on the left side of the spindle, so only one record at a time can be pushed off. As the bottom record falls, the next record drops to the platform, ready to be pushed off during the next cycle.

Systems for pushing the record off the

platform are of two types: "external pushers" and "internal pushers." In Fig. 1, a pusher external to the spindle moves forward to contact the edge of the record and then pushes it off the platform. "External

Fig. 1. Simplest record-dropping system is the "offset-spindle, external pusher" type shown here.



pusher" systems are used in the Garrard RC88 and in the Thorens CD43 changers.

The record can also be pushed from the inside of the center hole as indicated in Fig. 2. Here we have a triangular cam hinged to the spindle at the bottom and facing a slot in the spindle. Normally, the top of the cam extends upward through the record's center hole. The record is supported by the offset spindle. See Fig. 2(A).

To drop the record, the cam in the center hole of the record pulls the record over the center of the bottom part of the spindle. As soon as the hole is clear of the platform, the record drops. See Fig 2(B). Now the cam moves back to its original position; as the next record comes down on the platform, the cam fits into its center hole, ready to do its pushing job again. This "internal pusher" arrangement is used on a great number of changers, including the Webcor, the V-M, the Glaser-Steers GS-77, the lower-priced Garrards, the Collaro, and the Lesa.

In any "offset-spindle, pusher-type" changing mechanism, a stack of records is not well balanced because the records rest on such a small surface. In the internal-pusher mechanism, a "balance" arm rests on top of the records and thus holds them in place. In the external-pusher types, the spindle is bent to the left and the records are held in place by various systems—a "horseshoe arm" in the case of the Thorens CD43, and a platform-roller arm assembly in the Garrard RC88.

Disappearing Platform. An entirely different way to handle a series of records, which we might call the "disappearing platform" system, is shown in Fig. 3. In the "ready" position, four cams protrude from the spindle and form a platform for the records to rest on. See Fig. 3(A). If these cams are withdrawn into the spindle, the record has no option but to fall. The problem is: how do we arrange matters so only the bottom record falls?

One way is to have the part of the spindle which is just above the bottom record expand slightly, thus gripping the upper records and preventing them from falling. This is the arrangement used in the Miracord XS200 and Dual 1006 changers. As the four cams which support the bottom record withdraw into the spindle, the part of the spindle which is immediately above the bottom record begins to expand. By the time the cams disappear into the spindle, the upper records are held firmly by the expanding spindle. See Fig. 3(B). After the bottom record falls onto the turntable, the pedestal cams come out, the upper part of the spindle contracts, and the whole stack of records moves down one notch.

Still another record-dropping system is used to play the oig-hole 45-rpm records. See Fig. 4. Here again we have a set of cams which form the pedestal on which the records rest. Just above them, however, we have some thin, knife-like blades. See Fig. 4(A). As the pedestal cams withdraw into

Fig. 2. "Offset-spindle, internal pusher" record-dropping system is used by many manufacturers, including Glaser-Steers, Garrard, Collaro, and Lesa.

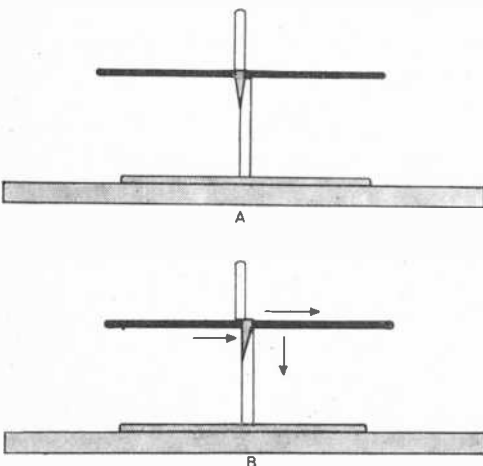
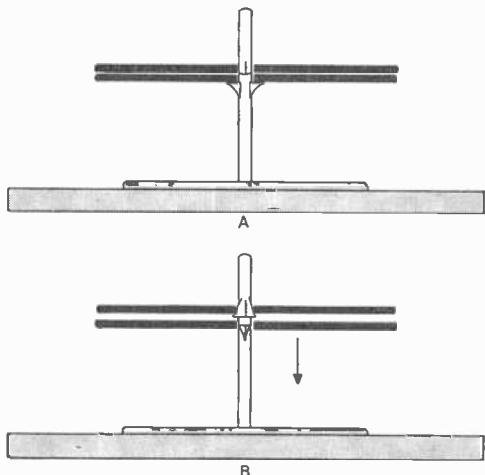



Fig. 3. Here is the way the "disappearing platform" system operates. This technique of dropping the record is used in the Miracord and the Dual.



Dual 1006



Glaser-Steers GS-77

the spindle, these blades move out between the bottom record and the next one in the stack to form a platform that holds the upper records while the lowest one is falling. See Fig. 4(B).

Automatic Intermixing. Once the record has dropped to the turntable, the next step is to swing the tone arm into place so the stylus will come down in the first groove. It wouldn't be too difficult to design a system of gears, levers, and cams that would set the arm down at the same point on every record—but we have three standard sizes of records: 7", 10", and 12". In early changers, a mechanical switch usually provided the indexing needed to bring the tone arm down at the right place on these three sizes of records. But every time a different-sized record was played, the switch had to be operated manually.

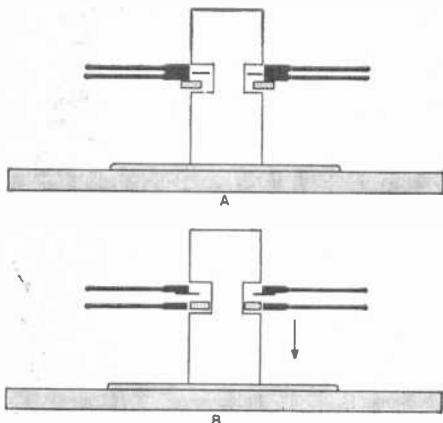
Nowadays, most changers can intermix records of different sizes automatically. There are several ways employed to do this. One is to have an additional arm that moves out before the record drops and feels the

edge of the record. As the feeler arm moves out, it also moves the indexing levers or cams for the tone arm. When it touches the edge of the record, it withdraws slightly but leaves the indexing cams or levers in place. Then, when the tone arm swings toward the record, it is automatically stopped just beyond the point where the feeler arm contacted the edge of the record. This is the device used in the Garrard changers.

The tone arm itself can be used as a feeler, and the record dropped in two stages. First the record drops an inch or two and is held in place while the tone arm "measures" it. The tone arm then moves back slightly, the record drops the rest of the distance, and the tone arm swings toward the record and comes down in the lead grooves. The Rex and the Dual changers use this method.

On the Glaser-Steers GS-77, the "measuring" is done by a triangle of light bus wire which is attached to the bottom of the tone arm. Before the record is dropped, this triangle moves out over the turntable. As the record falls, it hits the triangle and pushes it back. A 12" record pushes it farther back than a 10" record, and a 7" record misses it completely. Thus, the indexing mechanism of the arm is keyed for the size of the record which has just dropped. The Miracord XS200 has an inclined lever at the foot of the tone-arm post which performs the same function.

Fig. 4. Record-changing system for the 7" 45-rpm records. As the pedestal cams withdraw into the spindle and allow the bottom record to fall, a set of blades keeps the upper records from falling.



Automatic Speed Change. Most modern changers permit intermixing of the three sizes of records providing they are of the same speed. But suppose you would like to intermix 10" and 12" 33-rpm records with 7" 45-rpm records. Would it be possible for a changer to adjust automatically for records of different sizes and different speeds? The Glaser-Steers and Webcor changers can do exactly this by a very logical extension of their tone-arm indexing systems.

Bear in mind first of all that all 10" and 12" microgroove records should be played

back at 33½-rpm; the only records which require the 45-rpm speed are the 7" records with the large center holes. In the Glaser-Steers, as the feeler triangle moves out, it also moves a pin that engages the speed-control slide. In the most forward position, it pulls this slide, engaging the 45-rpm idler. If the feeler arm is not touched by the falling record—and only a 7" record will fail to move it—the turntable is set to play at 45 rpm. But if the feeler arm is moved by either a 10" or a 12" record, the control slide engages the 33-rpm idler. In this way, both 33½-rpm and 45-rpm microgroove records can be played in any order (if the 45's have inserts in the center holes).


The Glaser-Steers also incorporates a mechanism which changes the speed from 33½ rpm or 45 rpm to 78 rpm when the "78" stylus of a turnover cartridge is in position.

A wide variety of mechanical systems are used to perform the automatic functions of a record changer, and every changer differs in mechanical detail and also in the special features it offers.

Motor Rumble. The rumble problem is far more serious in changers than in turntables. Because of the complicated mechanical system needed to actuate the changing functions, it is not possible to isolate the motor from the tone arm and turntable as completely as in a simple turntable. Nevertheless, most modern changers have generally acceptable rumble figures, and one or two provide performance once only attain-



Collaro TC99



Lesla CD2/21


able by expensive transcription turntables.

Rumble figures of changers run from around 30 to 45 db, and anything over 40 db will satisfy anyone but a "golden-eared" audiophile. However, let's face it: you cannot expect a changer to produce as little rumble as do the best turntables. Should you decide to buy a changer, it is wise to choose a speaker that cuts off rather sharply below 45 cycles. Such a speaker will reproduce a good deal of fine bass without reproducing the rumble. Or you can use a rumble filter; but the attenuation slope of a rumble filter is gentler than the attenuation slope of a speaker. Hence a rumble filter will cause the loss of more bass above 40 cycles.

Changers also complicate the selection of the cartridge. To actuate the mechanism, most changers require a stylus pressure of 4 to 6 grams. There are some exceptions—notably the Dual 1006—which operate with very low stylus pressures. High-compliance cartridges do not work well with high stylus pressures; indeed, the high pressure defeats their virtues. Therefore, the best choice is a moderate-compliance cartridge which is recommended by the changer manufacturer or is known to be suitable for the changer.


Although it is devilishly difficult to design a good record changer, the quality of some changers approaches that of transcription turntables. When a quality record changer is used with suitable cartridges and loudspeakers, it can meet true hi-fi performance standards.

-30-




Miracord XS200

Garrard RC98



Thorens CD43



ACOUSTIC PHONE PATCH

*Build this third-party link
between your ham contact and telephone*

EVERY HAM realizes that a phone patch can add to the fun and usefulness of his station. A phone patch allows an operator to make a telephone connection between fellow operators and their friends who are in the vicinity. Here is one which is easy to build and needs no connections to telephone wires, thus avoiding possible trouble with the telephone company.

Construction. Basically, this phone patch is a pair of magnetic headphone units mounted so that a telephone handset

can rest on them. One headphone unit acts as a microphone and feeds the acoustical output from the telephone through a one-transistor amplifier into the transmitter; the other feeds the output from the receiver into the telephone.

The headphone units (*HP1*, *HP2*) are mounted $5\frac{1}{2}$ " apart (center to center) on a utility cabinet about $4" \times 4" \times 2"$. The transistor amplifier is mounted on the underside of the cabinet. Isolation resistor *R3* should be from 10,000 ohms to 2 megohms;

By **J. C. FISCHER**, W4FMW



Typical radio amateur setup showing the telephone handset on top of the phone patch. The YL operator is monitoring the conversation between a contact on the air and a nearby friend on the telephone.

try several values for the best output level at jack *J4*.

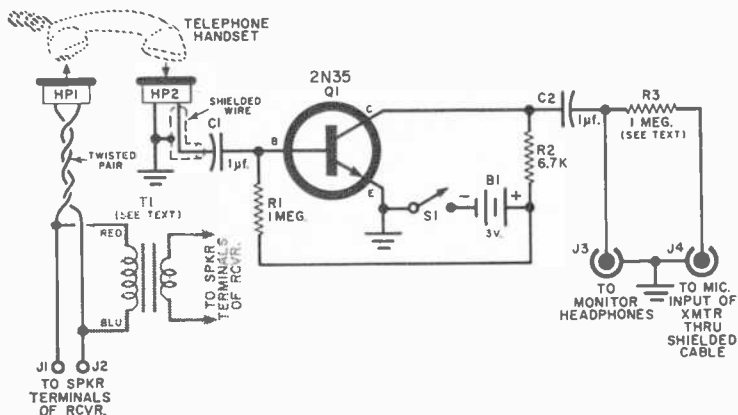
Adjustment. Connect jacks *J1* and *J2* to the speaker terminals of the receiver. Next, turn up the receiver volume to drive headphone unit *HP1*. If the output from *HP1* is too low and the sound from the receiver's speaker is too loud, connect an inexpensive audio output transformer (*T1*) between the speaker terminals and *HP1* to improve the impedance match. The transformer's voice-

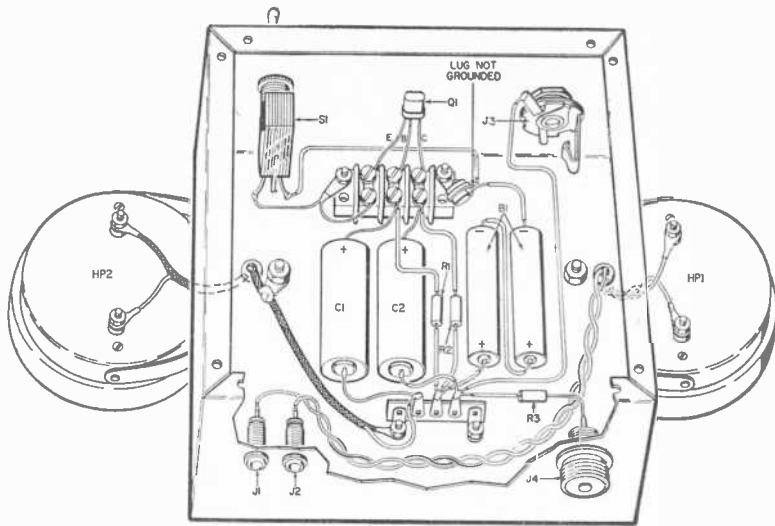
coil winding should be connected to the speaker terminals and the plate winding to jacks *J1* and *J2*.

Output from the transistor amplifier is fed from output jack *J4* to the microphone input jack of the transmitter via a cable with suitable connectors. This input to the transmitter can be monitored at jack *J3* with a pair of high-impedance headphones.


Operation. Place the telephone handset on the phone patch with the mouthpiece

Transformer *T1*'s use is optional. With it, you can increase volume in the headphone unit (*HP1*) feeding the telephone mouthpiece. Note that the voice of the telephoned party is picked up by headphone unit *HP2*.





Substitute different jacks in the phone patch to match the equipment plugs in your station. A shielded lead is needed between headphone unit HP2 and capacitor C1.



PARTS LIST

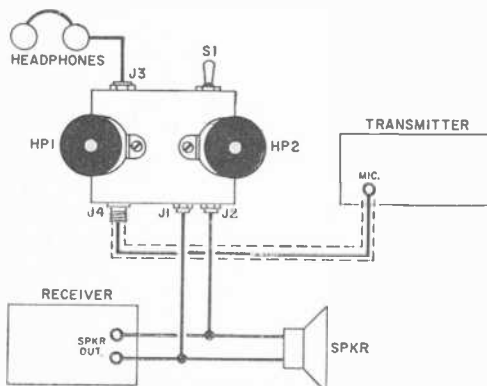
- B1—3-volt battery
- C1, C2—1.0- μ f., 100-volt paper or electrolytic capacitor
- HP1, HP2—High-impedance headphone unit
- J1, J2—Pin jack
- J3—Phone jack
- J4—Microphone jack
- Q1—2N35 transistor
- R1—1-megohm, $\frac{1}{2}$ -watt resistor
- R2—6700-ohm, $\frac{1}{2}$ -watt resistor
- R3—1-megohm, $\frac{1}{2}$ -watt resistor (see text)
- S1—S.p.s.t. toggle switch
- T1—Replacement-type output transformer; single plate, 2000 to 10,000 ohms; to voice coil, 3.2 to 16 ohms (Latayette TR-69 or equivalent—see text)
- 1—4" x 4" x 2" utility cabinet (Bud AU-1083)

against HP1. Don't worry if the telephone doesn't fit perfectly against the phone patch headphone units. Quality is actually better if there is a small air gap.

When you close switch S1, you should hear the party on the telephone in your monitoring earphones. Adjust the transmitter speech amplifier gain control for the best modulation. Then turn up the receiver volume until the party on the telephone can hear your radio contact at normal telephone volume.

Make a note of the positions of your receiver volume control and the speech amplifier gain control, and you will be able to hook up the phone patch in a jiffy next time.

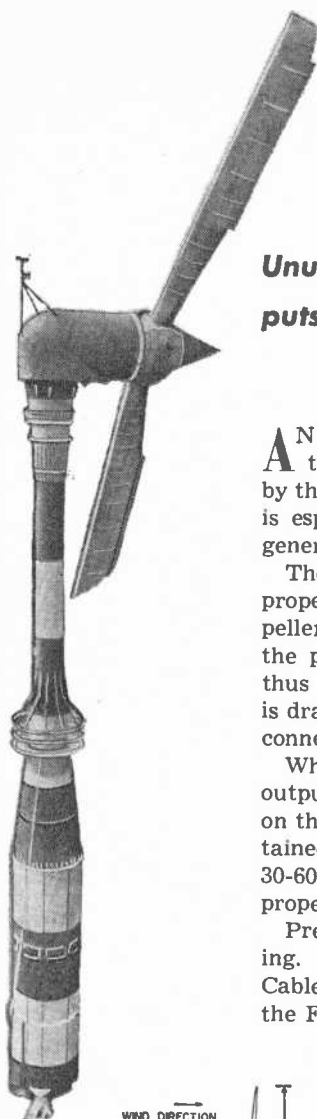
-50-



Hook up the phone patch to the receiver, transmitter, and monitoring headphones as shown. Insert transformer T1 between jacks J1, J2 and the receiver's speaker leads for more volume at HP1.

Experimental Wind-Power Generator

**Unusual system being tested in Algeria
puts out 100 kilowatts**



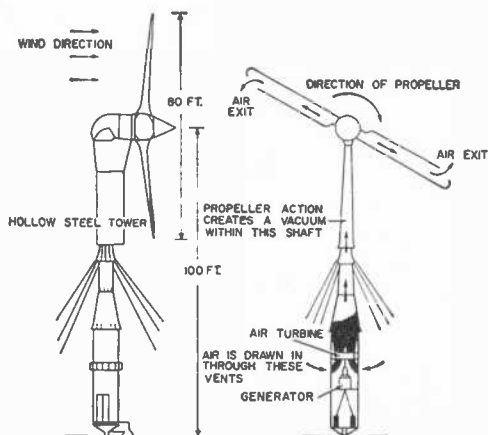
AN EXPERIMENTAL wind-powered system for generating electricity is being tested and evaluated in Algeria by the British Electricity Authority. The 100-kilowatt system is especially interesting in that the wind is coupled to the generator without any gears or mechanical linkages.

The driven element of the system is an 80' hollow-bladed propeller mounted at the head of a 100' tower. As the propeller rotates, centrifugal force throws air out the ends of the propeller. This creates a vacuum in the tower shaft, thus enabling a wind turbine to be driven by the air which is drawn in at the bottom of the shaft; the turbine is directly connected to an electrical generator.

When the propeller turns at a speed of 95 rpm, the rated output of 100 kilowatts is produced. Variable-pitch blades on the propeller allow the speed of the propeller to be maintained constantly at 95 rpm over the wind-speed range of 30-60 m.p.h. Winds from any direction are usable since the propeller is mounted on a pivot.

Preliminary tests of the system have been very encouraging. Built by De Havilland under the direction of Enfield Cables, it was adapted from a design of Monsieur J. Andreau, the French engineer.

-30-



Operation of the wind-powered generating system is diagrammed at left. Vacuum in main shaft pulls incoming air through the wind turbine, driving the generator.

REMEMBER the old-fashioned music boxes? Before the invention of the phonograph, these unique wind-up instruments were the only source of mechanically reproduced music for those unable to afford an expensive player piano. Although the music box, as such, has largely disappeared from the scene, battery-operated music box movements are stocked by a number of the large electronics parts distributors. Each of these tiny units plays a single 18-note melody and is operated by a miniature electric motor which can run on a single flashlight cell.

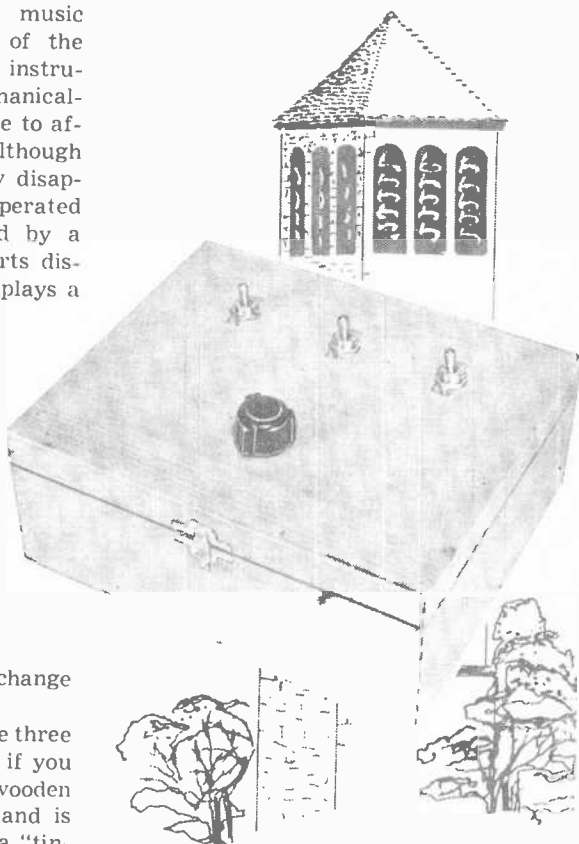
For less than \$10 and a few hours' pleasant work, you can assemble one or more of these movements into a modern music box which can be played through any standard audio amplifier. Its festive repetitive chime-like quality is perfect for outdoor reproduction on holidays—and there's no need to change records or tapes!

Construction. You can incorporate three movements in the unit as shown or, if you wish, use a single movement. A wooden cigar box makes an excellent case and is preferable to a metal box—to avoid a "tinny" sound. The printing on the box can be spray-painted over or removed by the liberal application of a scraper, sandpaper and elbow grease.

A commercially available contact microphone is used as a pickup. (This is the type of microphone employed with electric guitars and the like.) It is coupled mechanically to the tone plate of each movement. If you use a single movement, attach the contact microphone directly to one of the tone plate mounting screws.

If you use two or more movements, fabricate a coupler from strips of stiff sheet metal. Solder the strips together and attach them to the contact microphone with a standard machine screw and nut. One end of each strip fans out and attaches to a single tone plate, as shown.

Wiring. Each music box motor (M_1 , M_2 , M_3) is controlled by a separate toggle switch (S_1 , S_2 , S_3). Power is supplied by three-volt battery B_1 made up of two flashlight cells connected in series. Series resistance R_1 - R_2 provides a control over motor speed and permits tempo adjustment. Capacitor C_1 serves as a bypass for electri-




Build an Electronic Music Box

You can get "bell-tower" effects
from your audio system
with this inexpensive unit

By E. G. LOUIS

cal noise developed by sparking of the d.c. motor brushes.



There are a number of possible parts substitutions. For example, a 50 to 100 ohm control should be used for speed adjustment, but in the model a 350-ohm control (R_2) found in the junk box was employed




Music box movement consists of small d.c. motor in round can (above left) and a revolving "pipped" drum which plucks the metal rods.

which required a 100-ohm shunt resistor (*R1*). Toggle, slide, rotary or push-button switches can be used for *S1*, *S2*, and *S3*. Capacitor *C1*'s value is not critical—any unit from 50 to 5000 μ f. at from 3.0 to 25 volts or higher will do.

Terminate the microphone cable in a plug (*PL1*) to match the input jack of the amplifier used. Lead dress is not critical but care should be taken to observe d.c.



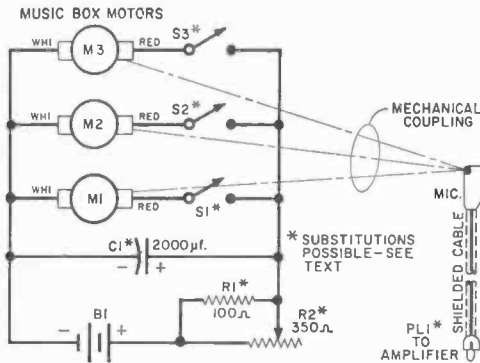
Enlarged view of mechanical linkage (above) used to couple music box movements to microphone shows the three metal contact strips.



Speed control and on-off switches are in cover of the music box (upper right). Movements, capacitors, and batteries are mounted in bottom of box (lower right).

polarities—otherwise the motors will operate in reverse.

Operation. Check all wiring, install the batteries and close switches *S1*, *S2*, and *S3*, one at a time, while adjusting tempo control *R2*. All three movements can be operated at the same time by turning *R2* to its minimum resistance position. If trouble is encountered, recheck the wiring and make sure there are no cold-soldered joints.



Three movements are shown in schematic of music box at left. A less expensive unit could have only one movement and a single fixed resistor (50 to 100 ohms) for R1 and R2.

To use the electronic music box, connect *PL1* to the microphone input or "mag. phono" jack of the amplifier. Close one of the motor switches and adjust *R2* for the tempo you want. Gradually increase the amplifier volume until the desired level is reached. Experiment with the amplifier's tone control setting to achieve the most pleasing balance.

For unusual sound effects, try switching from one music box movement to another while the unit is operating. You can do this by closing one switch and then quickly opening another. With care, a medley of all three tunes can be "played." Other effects

- PARTS LIST**
- B1*—3-volt battery (two size D cells)
 - C1*—2000- μ f., 6-volt electrolytic capacitor
 - M1, M2, M3*—Electric music box movements (Olson Radio X-766—"Around the World in 80 Days"; X-767—"Tea for Two"; X-768—"How Dry I Am")
 - PL1*—Phono plug or other connector (see text)
 - R1*—100-ohm, 1-watt resistor (see text)
 - R2*—350-ohm, 2-watt potentiometer (see text)
 - S1, S2, S3*—S.p.s.t. switch
 - MIC.*—Contact microphone (Argonne AR-18)
 - l*—Two-cell battery holder
 - l*—Wooden cigar box
 - Misc. terminal strips, rubber feet, knob, hardware

may be obtained by adjusting *R2* to slow or speed the tempo. For real fun, try operating two of the movements *at the same time*, letting your friends guess the "tune" you are playing.


Electronic Baby-Sitter

Baby-sitting has gone electronic at the ten-million-dollar Beau Rivage Motel in Bal Harbour, Florida, just north of Miami Beach. Fifty rooms in the 300-room motel are wired into a five-camera closed-circuit TV system. A master switchboard permits any five of these rooms to be monitored simultaneously.

When the guests desire the services of a baby-sitter, the pickup from a TV camera directed at the sleeping child is monitored by an attendant in the central control room. If a baby awakes, the attendant sends an assistant to take care of his or her needs. Thus, one "sitter" can watch five youngsters at the same time.

—Harry J. Miller





Short-Wave Report

By **HANK BENNETT**
W2PNA/WPE2FT

AT THE SUGGESTION of a number of our readers, we are presenting George R. Cox, WPE3JJ, as our Featured DX'er this month. Thirty years old, unmarried, and a commercial artist by trade, he is regarded among DX'ers as one of the most highly skilled short-wave operators in the Eastern United States.

George's proficiency in tuning, coupled with a geographically ideal location (a low coastal area near the mouth of Delaware Bay—he lives at 147 Atlas Drive in the Collins Park sector of New Castle, Del.), is backed up by a well-equipped listening post. His main receiver is a Hammarlund HQ-160, augmented by a 1945 Hallicrafters

Veteran DX'er George Cox of New Castle, Del., is shown tuning his Hammarlund HQ-160 receiver. His well-equipped setup also includes a Hallicrafters SX-9 receiver, a DB-22A preselector and a Meissner calibrator for 10, 50 and 100 kc.

SX-9. Additional equipment includes a DB-22A preselector and a Meissner calibrator for 10, 50, and 100 kc.

WPE3JJ's antenna system is not nearly as elaborate as some of our readers may believe, especially after seeing the number and variety of entries in his log book. One of his antennas is a long-wire, 60' long and 30' high, and he also uses a vertical antenna. Both are fed with 75-ohm coaxial cable.

As evidenced by his article in the December 1959 issue of POP'tronics, ("DX the Tropics on 60 Meters"), George specializes in tuning the 60- and 90-meter bands—which correspond, roughly, to the frequen-

cies of 3200 and 5100 kc. During the summer months, with their ever-present lightning static, these frequencies are poor at best; however, your Short-Wave Editor can attest to the fact that George's reports during the summer are as filled with exciting catches as they are during the regular DX season.

George began DX'ing in 1947 on the medium-wave bands, and on the short waves in 1948. He sends an occasional report to s.w. stations and to date has 132 veries covering 115 countries. His prize veries are from Novosibirsk, Siberia (5225



kc.) and Spanish Guinea (8800 kc., 400 watts). He particularly likes to tune in the South African Broadcasting Corp. and *Radio Australia* for their fine music.

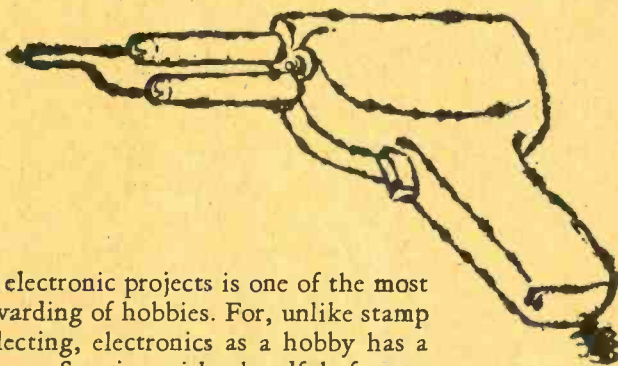
Some of George's other DX catches include: New Caledonia (3355 kc., 500 watts); CKFX, Vancouver, B. C. (6080 kc., 10 watts); and CR6RW, Cabinda, Angola (5055 kc., 250 watts). In all, he has logged 162 countries.

DX'ers are continually asking how
(Continued on page 140)

ONE-EVENING 6 ELECTRONIC PROJECTS

PROJECT

- 1 A First-Project Receiver.....68
- 2 D.C. Control Unit.....70
- 3 Combination Checker.....72
- 4 Hi-Fi Speaker Crossover.....74
- 5 Fuse Saver.....76
- 6 Broadcast-Band Wave Trap.....78
- Construction Tips for the Beginner.....79




INTRODUCTION

The assembly of electronic projects is one of the most fascinating and rewarding of hobbies. For, unlike stamp or matchbook collecting, electronics as a hobby has a genuine creative aspect. Starting with a handful of essentially "lifeless" components, you can assemble a piece of complex equipment that actually *does something*.

Each new project is a different challenge. And each carries a double-barreled measure of pleasure. First, you'll have fun assembling the project; then you'll enjoy using the completed device. And, above all, each project you assemble carries with it hidden benefits in the form of increased knowledge and skill—valuable assets in this world of increasing scientific complexity.

By LOUIS E. GARNER, Jr.

A First-Project Receiver

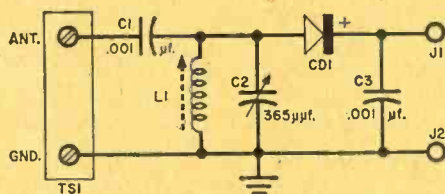
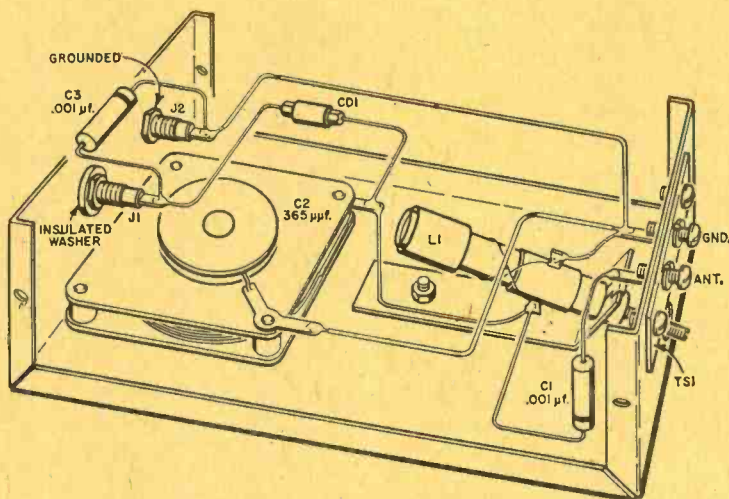


A pocket-sized diode receiver designed around readily available components can be built using the same type of construction techniques employed in tube and transistor receivers. Its assembly is not only a lot of fun, but can serve as a stepping stone to more advanced projects.

Several parts substitutions may be made to save cost. Capacitors *C1* and *C3* are paper, mica, or disc types of from 0.0005 to 0.002 μf . Working voltage is not critical. Any value from 100 volts up is okay. Almost any standard diode may be used such as the 1N34, 1N34A, 1N58, CK705, and so on.

Operation. With the wiring completed and checked, connect a long external antenna (50 to 200 feet) to the *Ant.* terminal. A ground lead may be connected to the *Gnd.* terminal, but is not needed in all areas. A pair of magnetic headphones (500 to 5000 ohms) is plugged into the output tip jacks (*J1, J2*).

Variable capacitor *C2* is used to tune individual broadcast stations. Experiment with *L1*'s adjustment for proper tuning of stations in your area. Generally, *L1* is adjusted *with* the antenna connected so that the highest frequency station in your

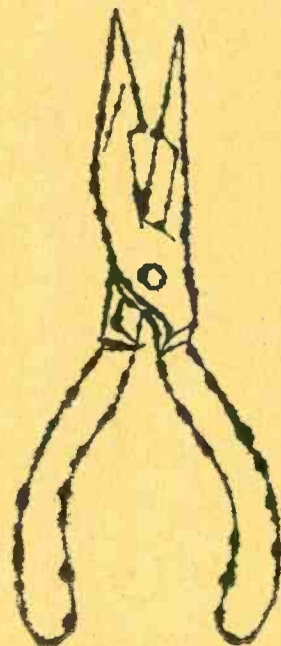


PARTS LIST

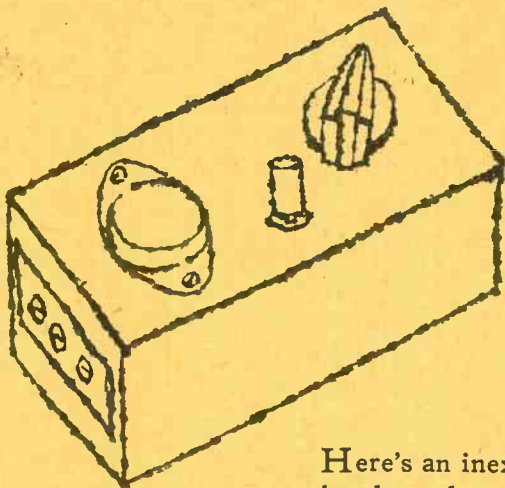
- C1, C3—0.001- μ f., 100-volt capacitor (see text)
- C2—365- μ f. flat-type tuning capacitor (Latayette MS-445 or equivalent)
- CD1—Standard crystal diode (1N34, 1N58, etc.)
- J1, J2—Insulated phone tip jack
- L1—Ferrite loopstick antenna coil
- TS1—Two-terminal screw-type terminal strip
- 1—3 $\frac{1}{4}$ " x 2 $\frac{1}{8}$ " x 1 $\frac{5}{8}$ " aluminum box
- Misc. control knob, screws, nuts, ground lug, wire, solder, etc.

area falls within the tuning range of capacitor C2. Coil L1's adjustment, then, compensates for the detuning effect of the antenna lead.

How It Works. In operation, r.f. signals picked up by the antenna-ground system are coupled through C1 to a tuned circuit made up of L1 and C2. Here, a particular station is selected, with the resulting signal applied to the diode (CD1). The diode, in turn, rectifies the radio-frequency signal. Capacitor C3 serves to smooth out the r.f. pulses into an audio signal. The current through the earphones varies in step with the modulation of the radio-frequency signal.



D.C. Control Unit

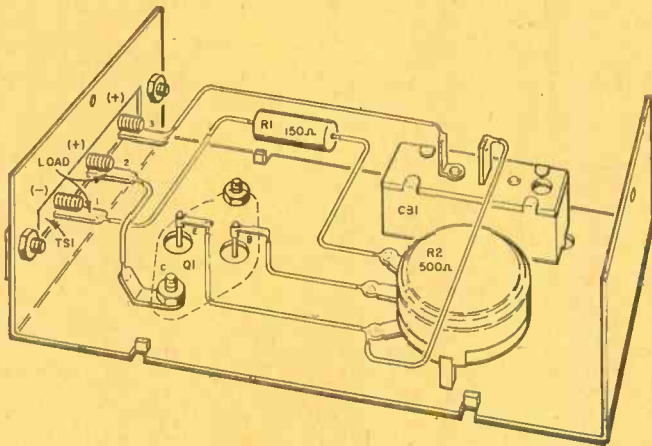


Here's an inexpensive d.c. control that's a mighty handy gadget to have around. If you work with HO gauge trains, you'll find it a valuable throttle control. If model-building is your specialty, you can use it for speed control of small motors and for realistically dimming the lights in model buildings. It's just the ticket for control of plating current in small electroplating jobs. And if microscopy is your field, you'll find it useful for controlling the intensity of substage illuminators.

Construction. Assembled from readily available parts, the unit doesn't cost any more than heavy-duty rheostats—and it's more efficient, handier to use, and provides a smoother control over current. You can put it together in a single evening without being an electronics whiz.

Obtain the parts specified and wire the unit according to the pictorial diagram. Then double-check your work before attempting to use the device.

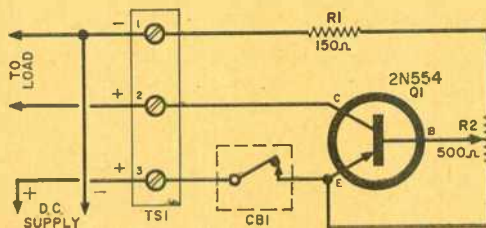
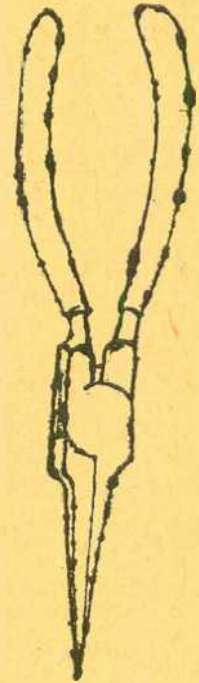
In operation, a standard d.c. power source—such as a HO gauge power pack, storage battery, etc.—is connected to terminals 1 and 3 with the polarity shown, negative lead to terminal 1, positive to ter-



terminal 3. If you use a line-operated power pack, you might find it worthwhile to shunt a 1000- μ f., 50-volt electrolytic capacitor across the pack's output terminals to remove a.c. ripple. Don't apply more than 16 volts d.c.

Connect your "load" to terminals 1 (negative) and 2 (positive). Then adjust $R2$ for the desired current output. Maximum output current is determined by the small 1.35-amp. circuit breaker. If a "short" causes the breaker to trip, find and correct the trouble, and reset by pushing the button.


How It Works. A power transistor is used as a series current control. It acts as a variable resistor in series between the power supply and the load. Potentiometer $R2$ allows the operator to vary the series resistance effect of the transistor. When the transistor acts as a high resistance, the d.c. output voltage will be low.



PARTS LIST

- C31—Circuit breaker (Littelluse)
- Q1—2N554 power transistor (or 2N307, or 2N256)
- R1—150-ohm, 2-watt resistor
- R2—500-ohm potentiometer
- TS1—Three-terminal screw-type terminal strip
- 1—4" x 2 1/8" x 1 5/8" aluminum box
- Misc. control knob, soldering lugs, clips, screws, nuts, wire, solder, etc.

Combination Checker



The instrument shown here has more applications than you can shake a stick at. If you're a beginner, you'll find it handy for checking small motors, transformers, speakers, etc., for continuity and shorts. It's also ideal for "in-circuit" tests of selenium and silicon rectifiers.

A small aluminum box serves as the instrument's case. The low-current pilot lamp bulb (*PL1*) used as an indicating device is mounted in a slightly undersized rubber grommet, with connections made by soldering directly to the base; this technique saves the cost of a conventional socket and pilot lamp assembly.

When the wiring is finished, double-check all connections. Look for accidental shorts, broken leads, or cold-soldered joints. Check operation by clipping the *red* and *black* alligator clips together and depressing the push-button switch (*S1*); the lamp bulb should glow brightly.

Testing. To use the instrument, clip one lead to each terminal to be checked (for example, the leads of a small motor) and depress the push button. If the lamp glows, there is a continuity in the circuit; brightness of glow is proportional to circuit resistance. If the lamp doesn't glow, the circuit is open or has very high resistance.

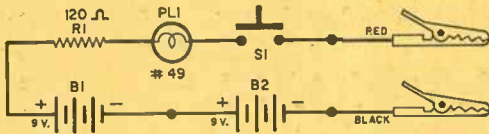
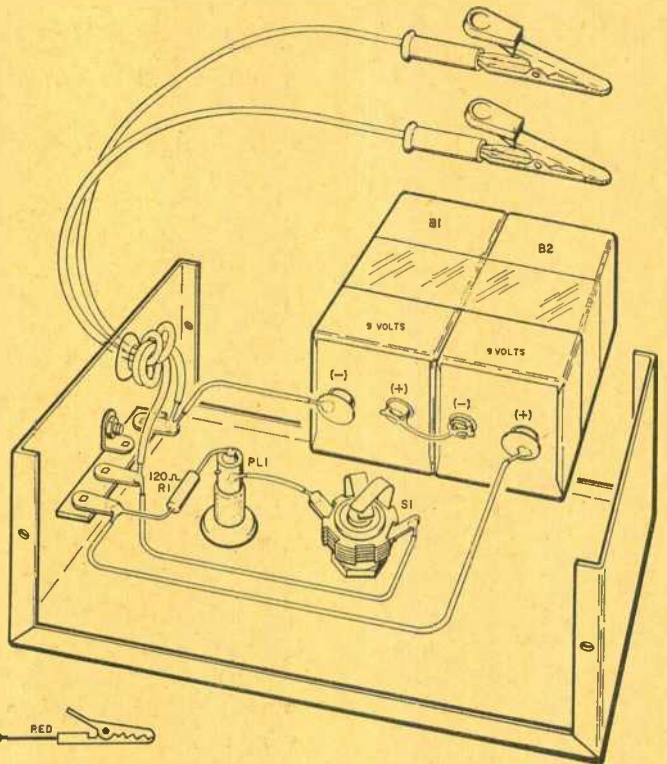
To check a transformer winding for continuity, connect the leads to the appropriate terminals and depress the button. The lamp should glow.

To check loudspeakers or earphones, connect the leads to the component terminals and depress the button. The lamp may not glow, but if the component is "good," a "click" or "thud" will be heard when the button is depressed.

To check silicon or selenium rectifiers, connect the *red* lead to the unit's anode and the *black* lead to the cathode. Then depress the button. If the lamp glows, reverse the leads. Then depress the button again. If the lamp glows, the rectifier is shorted and should

PARTS LIST

- B1, B2—9-volt transistor battery (Burgess 2N6)
 PL1—Type 49 pilot bulb
 R1—120-ohm, 1/2-watt resistor
 S1—S.p.s.t. push-button switch
 1—5 1/4" x 3" x 2 1/8" aluminum box
 2—Rubber grommets
 2—Insulated alligator clips, 1 red, 1 black
 1—Pair of battery connector clips to match B1, B2
 Misc. tie-point terminal strip; three feet of flexible instrument wire, 18" red, 18" black; screws, nuts, wire, solder




be discarded. If the lamp doesn't glow for *either* test, the rectifier is "open" and should be discarded. If the lamp glows on the first test and remains dark on the second, the rectifier is good. This test may be made with the rectifier in its circuit, provided that power is removed and all filter capacitors are discharged.

How It Works. The instrument is basically a series circuit made up of a power source (batteries), a current-limiting resistor (*R1*), an indicator (pilot lamp), a control switch (*S1*), and the device being checked (connected to clip leads). Circuit continuity is shown by a current flow when *S1* is depressed, lighting the lamp.

Rectifier tests are made by checking the "forward" and "reverse" resistances of the device. Since a relatively high current is used (compared to that applied by a conventional ohmmeter), the test more nearly approximates typical operating conditions and thus provides a more reliable indication of rectifier performance than does a test made with an ohmmeter.



Hi-Fi Speaker Crossover



As a general rule, small loudspeakers do a better job of reproducing high-frequency sounds than do large units. By the same token, a large loudspeaker is best suited to handling low-frequency or "bass" sounds. Professionally designed high-fidelity installations utilize this fact by providing two or more loudspeakers: a small "tweeter" for high frequencies and a large "woofer" for low frequencies, with, often, a medium-sized unit for medium-range frequencies.

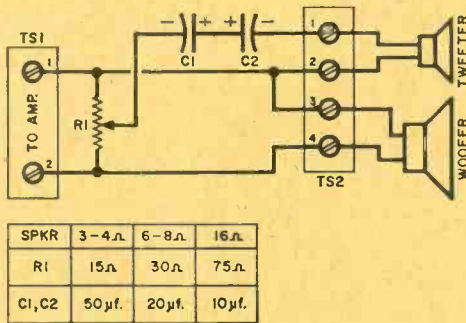
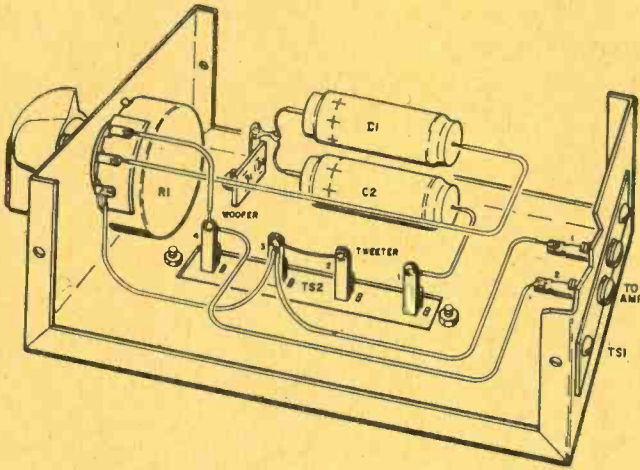
You, too, can take advantage of this fact by adding another loudspeaker to your present radio or phonograph if you do not now have a hi-fi system. All you'll need is another speaker plus a "crossover" to divide the high and low audio frequencies between the two units as shown.

Wire the crossover unit according to the pictorial diagram. Note that the two electrolytic capacitors (*C1*, *C2*) are connected "back-to-back," i.e., positive terminal to positive terminal. Check the wiring after you have completed it.

Adding a Speaker. If your set now uses a large loudspeaker, one with a diameter of from 8" to 12", you'll want to add a small "tweeter." This can be a 3" to 5" loudspeaker or a commercial tweeter, as offered by most distributors. An 8-ohm unit will work well with any impedance woofer.

If your set now uses a 3"-5" loudspeaker, you'll want to use it as a tweeter and add a "woofer." Obtain a 10" to 12" PM loudspeaker of the best quality you can afford.

Mount the new speaker in a suitable enclosure;



PARTS LIST

- C1, C2—25-volt electrolytic capacitor (see diagram for values)
- R1—4-watt wire-wound potentiometer (see diagram for values)
- TS1—Two-terminal screw-type terminal strip
- TS2—Four-terminal screw-type terminal strip
- I—3¼" x 2½" x 1⅝" aluminum box
- Misc. control knob, screws, nuts, wire, solder, etc.

ask your audio dealer for his recommendations.

Disconnect the leads now connected to the voice coil terminals of your present loudspeaker and connect them to the *Amplifier* terminals of the crossover. Connect your small loudspeaker to the *Tweeter* terminals (1 and 2) and your large speaker to the *Woofer* terminals (3 and 4). Listening to music with a good balance between high and low frequency notes, adjust the crossover's control (*R1*) for the preferred balance between the two loudspeakers.

How It Works. In operation, the two electrolytic capacitors in series form a non-polarized "a.c." capacitor offering a relatively high impedance to low-frequency signals but permitting high-frequency signals to be applied to the tweeter with minimum loss. The 4-watt potentiometer (*R1*) serves as a variable voltage divider, controlling the voltage input to the tweeter.

Fuse Saver



When a beginner tackles his first a.c.-operated project, he may be a little apprehensive about "plugging in" for fear that an error in wiring or a defective component may cause a short circuit—blowing the line fuse, and resulting in a darkened house and much embarrassment.

This easy-to-wire unit can serve not only as a handy "fuse saver" for checking home-built projects, or, later, for tackling service jobs, but also is valuable for keeping a soldering iron warm for ready use without danger of burning out its element through overheating.

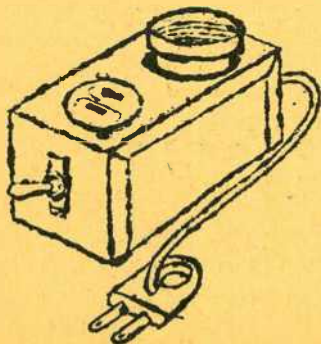
All the components are standard and readily available. Total cost will be only around three or four dollars, but you can cut even this considerably by using a small wooden box (such as a cigar box) in place of the finished aluminum case specified and by substituting a cheap slide switch for the comparatively expensive toggle switch.

"Plugging In." With the wiring completed and checked, install a 50-watt lamp bulb in socket *SO1* and plug a radio or phonograph into the "output" receptacle, *SO2*. Insert the unit's line plug into a regular wall outlet. Turn the radio on with *S1* off. The lamp should get warm but not light. Now close switch *S1*. The lamp should start to cool and the radio should play at normal volume.

To use the completed instrument for checking home-built equipment, or for preliminary checks when servicing, install a lamp bulb with a rating approximating the power requirements of the unit tested. Use a 50- to 100-watt bulb for checking small amplifiers, table model receivers, and so on, and a 150- to 200-watt bulb for checking large amplifiers, TV sets, and small transmitters.

The equipment checked is plugged into *SO2*, *S1* is opened (turned off), and the line plug inserted into the a.c. line. When the equipment is turned on, the bulb should glow, but with less than full brilliance. If the bulb glows with full brightness, there is a short in the equipment which should be cleared up before further tests are made. If the lamp fails to glow, there is an "open" in the equipment's line circuit.

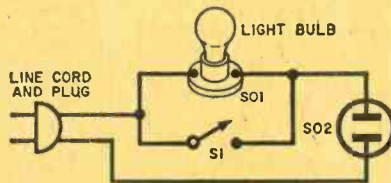
Assuming that the bulb lights to less than full



brightness, *S1* is closed (the lamp will go out) and the equipment can then be operated normally. There may still be a short in the equipment under test (such as a shorted capacitor or tube), but if it does not cause a bright glow in the test lamp, it will not blow a fuse.

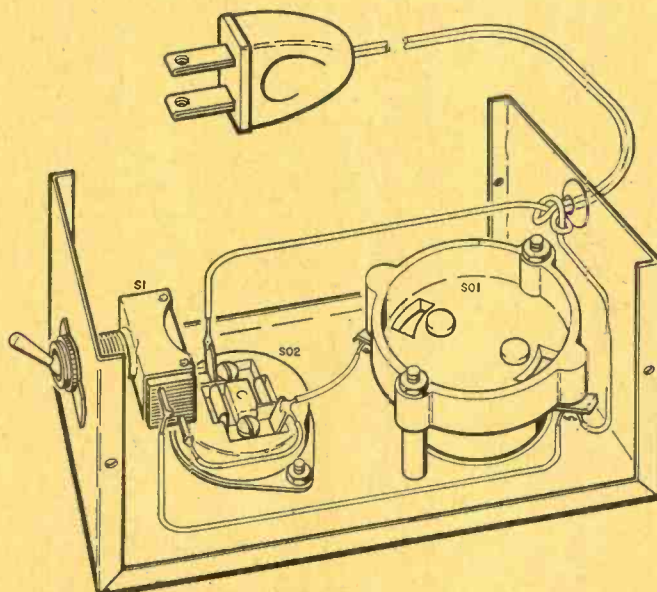
Be careful when you use the instrument. Even with *S1* open, you *could* get a bad shock at *SO2*.

How It Works. In operation, the lamp bulb serves as a series current-limiting resistor with the "load" connected to *SO2*. A "dead short" across *SO2* will light the bulb to full brilliance, but will not blow the line fuse (assuming *S1* is open). The switch, *S1*, serves to short out the bulb, applying full line power to the load, once a preliminary check indicates that everything is normal. When used with a soldering iron, the bulb limits standby current to prevent overheating, but permits the iron to heat up almost instantly when *S1* is closed.



PARTS LIST

- S1*—S.p.s.t. toggle switch
- SO1*—Edison-base lamp socket
- SO2*—Chassis-mount female line receptacle
- 1—4" x 2 1/4" x 2 1/4" aluminum box
- 1—Line cord and plug
- 1—Incandescent lamp (see text)
- Misc. rubber grommet, spacers, screws, nuts, wire, solder



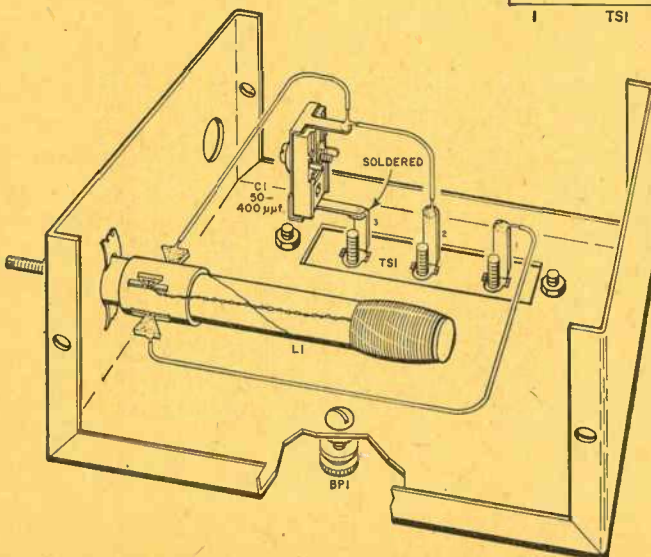
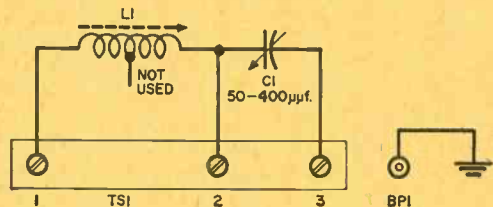
Broadcast-Band Wave Trap

A strong local broadcast station can play havoc with even the most carefully built receivers. Sometimes the strong station will "overload" the receiver, causing distortion and garbled sound, or the station will blanket a good portion of the band. How do you "trap" the radio waves of a strong station? Use a "wave trap."

A suitable model can be assembled from readily available, inexpensive parts in less than an hour's time. Note that padder capacitor *C1* is soldered directly to one of the terminal strip lugs to achieve a strong mechanical support.

With the wiring completed and checked, the universal wave trap can be connected in either of two ways—as a "parallel" or as a "series" trap. Both methods should be tried, with the final installation chosen for maximum effectiveness.

Parallel or Series Connection. To employ the unit as a *parallel* trap, connect terminals 1 and 3 together. Then connect the unit *between* your receiver's antenna lead-in and its antenna terminal. The antenna wire may go to the junction of terminals 1 and 3, for example, with another lead between terminal 2 and the set's antenna post. An external ground lead may be connected to the universal wave trap's case through the terminal provided, but this may not be necessary. To em-



PARTS LIST

- BPI—Binding post (uninsulated)
- C1—50-400 $\mu\text{f.}$ ($\pm 20 \mu\text{f.}$) padder capacitor
- LI—Variable loopstick ferrite antenna coil
- TSl—Three-terminal screw-type terminal strip
- 1—2 $\frac{3}{4}$ " x 2 $\frac{1}{8}$ " x 1 $\frac{1}{8}$ " aluminum box
- Misc. screws, nuts, wire, solder

ploy the unit as a *series* trap, remove the lead connecting terminals 1 and 3. Terminal 1 is connected to the radio set's antenna post *along with the regular antenna lead-in*. Terminal 3 is connected to ground or to the set's metal chassis. With either connection, *L1* and *C1* are adjusted for a reduction in the interference of the offending station.

How It Works. Coil *L1* and capacitor *C1* form a simple tuned circuit. Their over-all tuning range is actually broader than that of the AM broadcast band, extending the unit's usefulness into the lower short-wave band. When *L1* and *C1* are connected in *parallel*, the resulting circuit has a high impedance which, connected in series with the antenna, attenuates signals to which the circuit is tuned. When *L1* and *C1* are connected in *series*, the tuned signal is "shorted" to ground.

Construction


Tips for the Beginner



Fortunately for those with limited budgets, electronics needn't be an expensive hobby. You can purchase the basic tools you'll need for just a few dollars. Afterwards, you can pick and choose individual projects to fit your interests and your pocketbook. Then, as time goes by, you'll gradually acquire spare parts and components. As your stock increases, you'll find that new projects can be tackled with less and less "out-of-pocket" expense.

If you confine your projects to those using commercially available metal chassis and boxes, you can avoid the need for costly sheet metal cutting and forming tools. You'll find, then, that the typical project is built in three distinct steps, each requiring somewhat different tools: (1) chassis (or case) machining, (2) component mounting, and (3) wiring.

Basic Tools. In the first step, you'll lay out, drill, and punch mounting holes in the metal chassis. For this work, you should have a scribe, a center punch, a hammer, a flat file, a round file, a drill and bits, a tapered reamer, one or more chassis punches, an



adjustable wrench, a small keyhole hacksaw, and, possibly, a half-inch cold chisel.

Don't let the list scare you—it's not as imposing as it seems. A number of substitutions are possible to save cost. If you confine your work to aluminum, for example, you'll find that a sharpened nail can serve as both a scribe and a center punch. While an electric drill is preferred, you can do a good deal of work with an inexpensive hand drill. Or you can substitute a moderate-priced adjustable circle cutter for a set of chassis punches.

After the chassis is machined, the larger components are mounted with small machine screws, lock washers, and nuts. For mounting, you'll need a set of socket wrenches, both regular and Phillips screwdrivers, and a pair of slip-joint pliers.

Finally, for wiring, you'll need a soldering iron or gun, wire strippers, a soldering aid, diagonal cutters, and long-nose pliers. Choose a 30- to 60-watt iron with a small tip or a 100- to 150-watt "gun." The wire strippers are a useful luxury; if your budget is tight, you can use your pocket knife for this work. Get the best-quality diagonal cutters and long-nose pliers you can afford, for these tools are most important.

You should obtain a "starting stock" of small hardware items. This should include #3, #6, and #8 machine screws and hex nuts, #6 and #8 sheet metal screws, lock washers, soldering lugs, a few assorted rubber grommets, *rosin-core* solder, and a hank of #20 or #22 plastic-covered hookup wire.

Buying Components. At the beginning, you'll want to buy electrical components as you need them for individual projects. Later, you may want to build up a small stock of the most popular items to avoid "running short" during construction.

As a general rule, small components other than tubes and transistors are identified with four basic specifications: *value*, *rating*, *tolerance*, and *type*. Tubes and transistors are identified by a simple *type number*. Typical tube listings are 6C5, 12AT7, 50L6, 6L6, 6AQ5, and so on; unless the author of the project tells you not to, you can substitute tubes with GT or GTA added to the tube number. Typical transistor types are CK722, GT-229, 2N186, 2N107, 2N170, etc. Diodes and rectifiers, too, are identified by a type number, such as 1N34, CK705, and SD500.

The *value* of a component is specified in electrical units. For resistors, the value is given in *ohms* or *megohms* (millions of ohms). For capacitors, the value is given in *microfarads* ($\mu\text{f.}$) or *micro-microfarads* ($\mu\mu\text{f.}$); the latter unit is one-millionth the value of the former. For coils and chokes, the value is given in *henries* (hy.), *millihenries* (mhy.), and, occasionally, in *microhenries*.

The *rating* of a component indicates its capability. Resistors are rated in *fractions of a watt* ($\frac{1}{4}$ watt or $\frac{1}{2}$ watt) and in *watts* (1, 2, 5, 10, 25, etc.). If the wattage value of a resistor is not given, assume it has a $\frac{1}{2}$ -watt rating. Capacitor ratings are in terms of *working voltage* (25 volts, 150 volts, and so on). Coils and chokes are generally rated in terms of *maximum d.c. current*, but may carry a maximum working voltage as well.

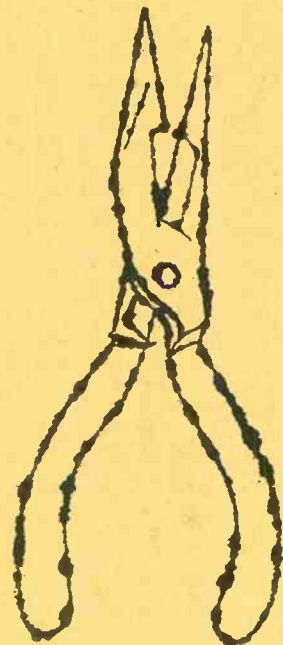
Tolerance indicates the percentage variation of a component from its specified value. Typical tolerances are 1%, 5%, 10%, and 20%. A 100-ohm, 10% resistor, for example, may have an actual value anywhere between 90 and 110 ohms. You needn't worry about parts tolerances unless they are specified in the project's Parts List. You can always use a closer tolerance (5% instead of 10%) than that specified.

A component's *type* is determined by its construction. Resistors may be composition or wire-wound types. Capacitors may be paper, ceramic, mica, or electrolytic units. Coils and chokes may be air-core, ferrite-core, or iron-core units.

While all four specifications are important, the most critical is the component's *value*. In general, the *rating* specified indicates the *minimum* permissible; if physical space permits, a higher-rated unit may be substituted, but not vice-versa. Thus, a 1-watt resistor may be used in place of a $\frac{1}{2}$ -watt unit, or a 2-watt resistor in place of a 1-watt unit. Higher-voltage paper or ceramic capacitors may be substituted for lower-voltage types, but avoid using electrolytics with more than twice the required voltage. Electrolytic types require a large percentage of their operating voltage in order to charge themselves to their full rated capacity.

Construction Hints. Here are a few tips from an old-timer at assembling electronic projects:

Keep your soldering iron tip very clean at all times. Make sure the tip is good and hot before



using. Apply the iron *and* solder the joint simultaneously.

Double-check your work as it progresses. It's easier to correct a wiring error *before* the job is finished.

Watch out for accidental short or open circuits. Use insulating spaghetti tubing to protect bare leads.

Observe the polarities of electrolytic capacitors, batteries, diodes, transistors, and similar "polarized" components.

When you are soldering a transistor or diode lead, grasp the lead with a pair of long-nose pliers *between* the soldered point and the component's body. This will conduct the heat away and avoid damage to the component.

Don't apply power to a completed project until you've rechecked all connections.

Finally, use your tools only for the job for which they are designed. *Never* use a screwdriver as a chisel or pry-bar, nor a pair of long-nose pliers as a substitute for a wrench.

Using Pictorials. If a pictorial accompanies the schematic diagram (as in the preceding projects), you should be aware of certain facts in connection with it.

For the sake of clarity, component leads are usually shown longer than actually necessary. The leads should be cut so that they are no longer than required for convenient mounting.

Tie posts, ground lugs and terminal boards are usually *not* shown on the schematic although they are present in the pictorial of the actual unit. Their purpose is to provide common circuit junction points for the components, enable a neat layout, and provide supports for components which would otherwise tend to "dangle" from their leads. Since tie posts are available in a variety of types, make sure that you use the ones with ground lugs in the correct position for your circuit.

When you arrange the components in a small aluminum box, make certain that the cover will fit in place after the parts are mounted. This should be done *before* you drill any mounting holes or solder any connections.

Good luck . . . and have fun!



Portable Utility Amplifier

WHETHER your interest in electronics lies in servicing, in project construction, in circuit experimentation and testing, or in a combination of all of these, you'll find that a self-contained audio amplifier is one of the most valuable instruments you can add to your home workshop. Here is a unit you can have fun building, and then use to troubleshoot or debug other projects.

For maximum utility, this audio amplifier was designed to deliver from 500 to 750 milliwatts with a frequency response and distortion level adequate for checking high-fidelity components. Both high and low input impedances are available, with a variety of input jacks for versatility. Overall gain is high enough to permit its use with a magnetic phono cartridge, and battery operation minimizes hum and reduces the possibility of ground loops in checking other equipment.

Easy to build, using readily available components and

*Battery-powered
transistorized amplifier
has many useful
workbench applications*

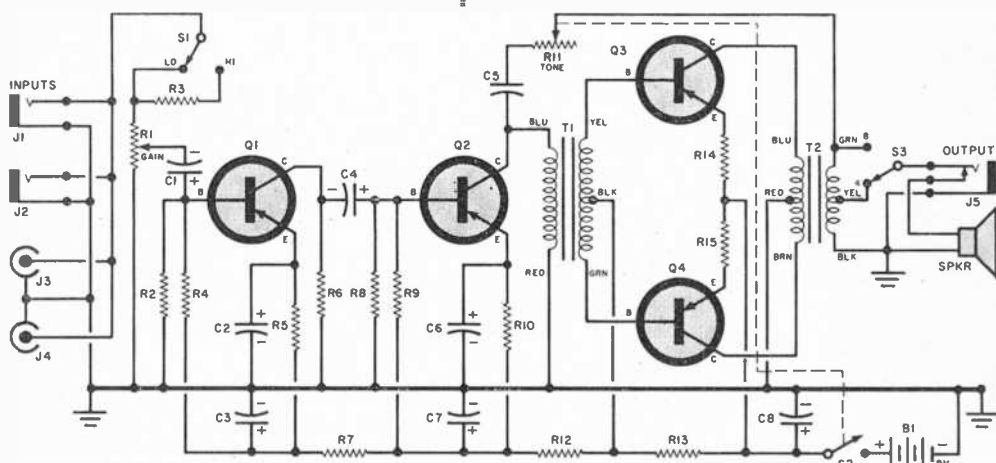
There's no need to plug in this transistorized unit. Just connect your source of audio, switch it on, and you have an amplified output—instantly.

**By
LUIS VICENS**



PARTS LIST

- B1—9-volt battery (Burgess 2N6 or equivalent)
 C1, C4—30- μ l., 6-volt electrolytic capacitor
 C2, C6—30- μ l., 15-volt electrolytic capacitor
 C3, C7, C8—50- μ l., 12-volt electrolytic capacitor
 C5—.02- μ l., 50-volt capacitor
 J1—Miniature open-circuit phone jack
 J2—Open-circuit phone jack
 J3—Panel-mounting coaxial microphone connector
 J4—RCA-type phono jack
 J5—Closed-circuit phone jack
 Q1, Q2—2N323 transistor
 Q3, Q4—2N321 transistor
 R1—5000-ohm potentiometer (audio taper)



- R2—150,000 ohms
 R3—470,000 ohms
 R4—10,000 ohms
 R5, R7, R10—1000 ohms
 R6, R9—4700 ohms
 R8—47,000 ohms
 R11—25,000-ohm potentiometer (linear taper) with s.p.s.t. switch (S2) mounted on rear
 R12—220 ohms
 R13—47 ohms
 R14, R15—10 ohms
 S1, S3—S.p.d.t. toggle switch
 S2—S.p.s.t. switch on R11
 T1—Driver transformer; 10,000-ohm primary; 2000-ohm center-tapped secondary (Argonne AR-109 or equivalent)
 T2—Output transformer; 160-ohm center-tapped primary; 3.2-8-ohm secondary (Argonne AR-170 or equivalent)
 SPKR—8" PM loudspeaker, 3.2-8-ohm voice coil
 1—Loudspeaker wall baffle (Latayette SB-56 or equivalent)
 1—3 1/2" x 3 1/2" etched circuit board (see text)
 Misc. fiberboard, hardware, transistor sockets, brackets, etc.
- All resistors 1/2 watt composition unless otherwise indicated

standard hand tools, this unit compares favorably with high-quality factory-built equipment in both appearance and performance. The circuit consists of a three-stage amplifier using *p-n-p* transistors. Resistance-capacity coupling is used in the first two stages, with the second stage transformer-coupled to a class AB push-pull power amplifier.


Construction. You can build the three-stage transistorized amplifier on a 3 1/2"-square etched-circuit board (or use conventional wiring, if you wish). A wall baffle for an 8" loudspeaker provides the amplifier housing. The chassis is bracket-mounted on the rear fiberboard panel of the

Four input jacks are provided in the utility amplifier for versatility. Low and high input impedances can be selected by switch S1 and both 4- and 8-ohm outputs are available for the self-contained speaker or at output jack J5.



baffle with leads to the speaker of sufficient length to permit testing and repair. The mounting technique is shown at right.

Before final assembly, install the transistors, connect the battery and give the instrument an over-all operational test by applying a test signal to one of the input jacks. Use an audio oscillator, radio tuner, record player, or even a small crystal receiver for the test. Turn the unit "on" by rotating the *Tone* control, and listen to the speaker's output. Adjust the *Gain* and *Tone* controls throughout their ranges to check them.

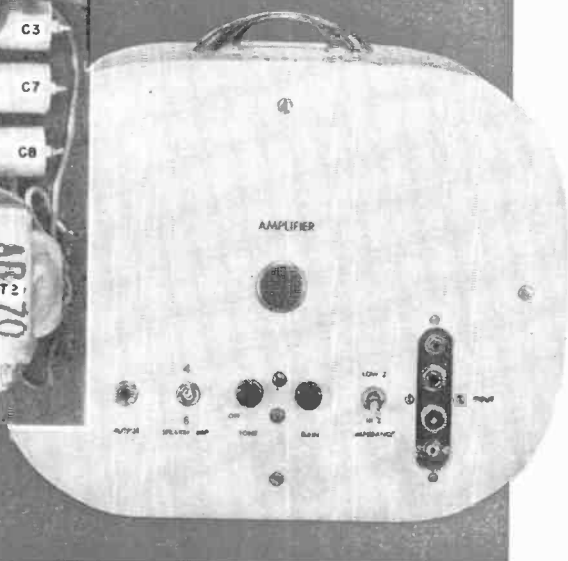
Operation. To test a phono cartridge or microphone, connect it to any of the four
 (Continued on page 123)



Mount amplifier chassis, controls, input and output jacks on rear panel of speaker baffle. Allow sufficient lead length between speaker, battery, and rear panel so that the unit can be opened for fast and repair.



Compact chassis is achieved by using printed-circuit board. Similar layout can be made on perforated phenolic board.



Test
Instruments



the Audio Generator

By LARRY KLEIN

Part 3 Clippers, Cathode Followers, and Metering

IF YOU were shopping around for an audio generator, you would find that there were many choices available. A comparison of the various models manufactured by about a dozen companies would reveal a number of very interesting features.

Some generators, for example, provide a choice of switched high- or low-impedance outputs. Others have built-in metering, a square-wave output, or a db-calibrated attenuator switch. You'll find generators with any combination of these features. The big question is—what do the various facilities mean to you in terms of making your testing easier or more accurate?

Let's take another look at a generator we covered previously—the EICO 377. Its front panel controls include a four-range selector or "band" switch (20-200, 200-2000, 2000-20,000, 20,000-200,000 cycles) and an output level or amplitude control. And there's an on-off switch and a frequency selector, of course. But what makes this unit different from most other generators is a slide switch labeled *Waveform*. The circuitry associated with this switch provides either sine-wave

or square-wave output over most of the audio range.

Squaring the Wave. The block diagram of the EICO audio generator shown in Fig. 11 includes a "clipper" circuit which can be switched in or out at the option of the user. Schematically, the circuit appears as in Fig. 12. A little analysis may be in order.

The first triode of the 6SN7 consists of an unbiased amplifier which clips the positive peaks of the signal when the tube is driven to the point at which the grid begins to draw current. Since the negative alternation of the incoming sine wave is of sufficient amplitude to drive the tube past cutoff, the negative portion of the wave is also clipped when it appears at the plate.

In addition, the positive peak is further squared off. The second triode of the 6SN7 (also biased to a nonlinear portion of its operating curve) carries the squaring-off process to completion by more amplification and clipping. When the sine-square waveform switch (*S1a,b*) is set to sine position, the 6SN7 tube circuit is bypassed entirely.

Signal Output. The cathode-follower circuits found at the outputs of most audio

generators differ only slightly from those encountered in high-fidelity applications. This is logical, since the purposes served are similar.

In general, a cathode follower acts as a matching transformer. Its high input impedance has a minimum loading effect on the preceding circuit, and its low output impedance makes its frequency response and output voltage relatively independent of the load.

The cathode follower shown in Fig. 13, for example, delivers an output reaching 14 volts when the external load across the generator's terminals is 10,000 ohms or higher. If the load is as low as 1000 ohms, a 10-volt output is still available. And, in fact, it's even possible to connect a 16-ohm loudspeaker directly across the output terminals of the EICO generator and get sufficient output to run a speaker impedance curve. The frequency response of the cathode follower is relatively independent of the resistance and capacitance of the load connected across it.

Attenuation Problems. A large output voltage from the generator is handy to have, but what happens when we want a low-voltage output, let's say, in the 5-50 millivolt (.005-.05 volt) range? Unfortu-

nately, just setting the output potentiometer on the generator toward the bottom end of its range won't do the job properly—for two reasons. First, the output control is usually installed in the circuit *before* the cathode follower and therefore the normal noise generated in the cathode-follower stage is not attenuated by the control when the signal voltage is reduced. This means that the hum and thermal noise (which is normally swamped out by the high signal voltage) now becomes a significant percentage of the output signal and the signal-to-noise ratio of the generator suffers.

The second reason why the output potentiometer alone isn't adequate can be blamed



EICO Model 377

Fig. 11. The EICO Model 377 audio generator includes clipper circuit which can be switched out. Clipper "squares" sine-wave output of Wien bridge oscillator.

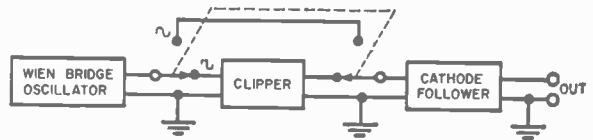


Fig. 12. Schematic of the clipper portion of the EICO circuit shows how the sine-wave output of the oscillator is gradually shaped into a square wave.

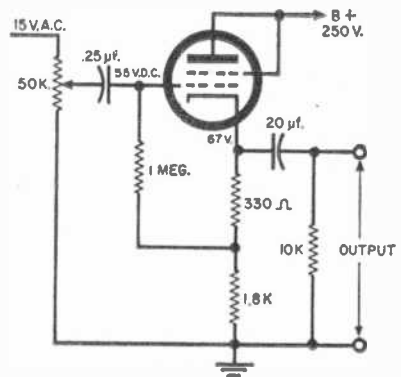
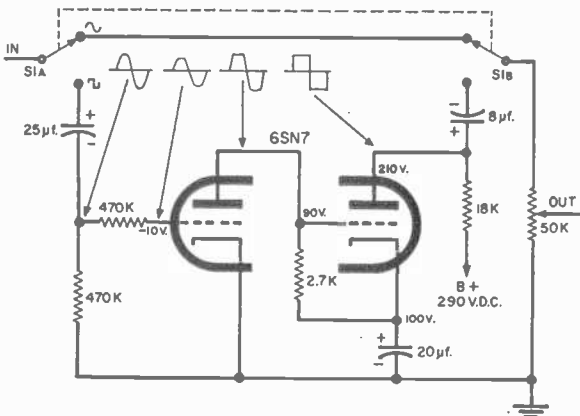



Fig. 13. Cathode-follower in EICO circuit transforms high-impedance outputs of oscillator or clipper into low impedance at output terminals of generator.



Knight-Kit 83YX137

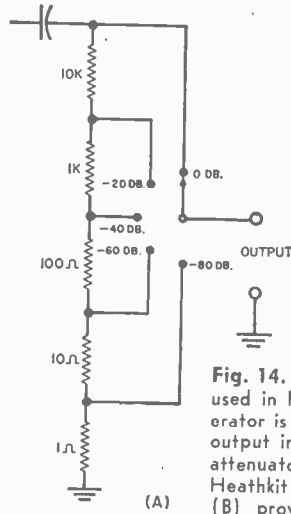


Fig. 14. Simple attenuator circuit (A) used in Knight-Kit 83YX137 audio generator is calibrated in db with different output impedances in each position of attenuator switch. Ladder attenuator in Heathkit AG-10 sine-square generator (B) provides constant (600-ohm) impedance output on three lower ranges. Switch positions are calibrated in volts.

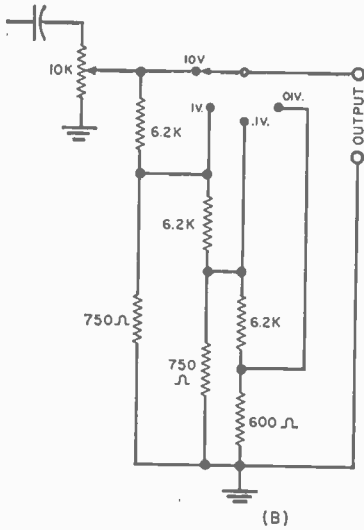



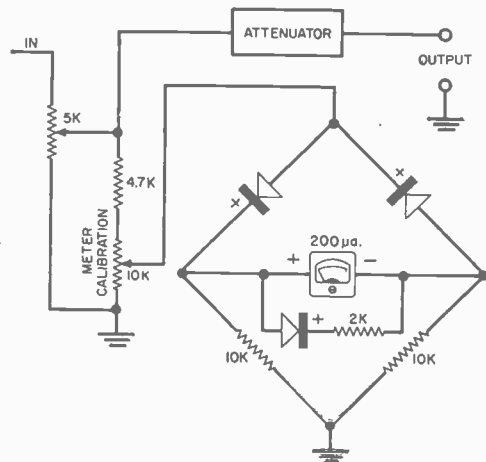
Fig. 15. The metering circuit incorporated in the Heathkit AG-9A indicates signal level at the attenuator. The diode across the meter compensates for nonlinearity of bridge diodes at low signal levels.



Heathkit AG-9A

on the mechanics of the situation. It's generally known that pots become "touchy" if you try to adjust them too finely down at their bottom end (fully counterclockwise position). This problem is complicated by the fact that a fraction of a degree of rotation of the pot can easily make a difference of 100 mv., which is not surprising when you consider that in the circuit of Fig. 13 there is about 15 volts of signal applied across the pot. The pot would have to be set to only 1/1000 of its rotation to achieve a 15-millivolt output.

Switched Db's. A number of generator manufacturers solve this problem neatly



and add a useful function besides by installing a stepped attenuator circuit in place of the fixed 10,000-ohm resistor of Fig. 13. The attenuator circuit used in the Knight-Kit
(Continued on page 124)



By **BILL WALKER, K2RUK**

Understanding Ham Lingo

“YOU tie the ribbons on it, Mike. I’m going to modulate the pillow. 73. This is K2RUK, the Rough Ugly Kid, listening for your final before pulling the big switch. K2RUK is off and clear.”

When I signed off this way on a recent evening after an interesting chat with a fellow ham a thousand miles away, he knew that I had said, in effect: “You make the final remarks, Mike. After you’re finished, I’ll turn off my receiver and go to bed.”

The regulations of the Federal Communications Commission state that phonetics may be used in radiotelephone transmission, and there are one or two recommended lists of phonetics. (See accompanying ARRL list). But hams are usually people with more than average imagination. So don’t be surprised when radio amateurs use such expressions as “Good Looking American,” “Tiny Pink Elephants,” “Empty Beer Mugs,” “Old King Solomon,” “Custer’s Wild Indians,” and “Dirty Rotten Apples.”

All of these expressions with the first letters matching the ham’s license can be heard any day on the amateur wavelengths. One ham, whose last three letters are NYT, lists himself as the “New York Times” station in the Radio Amateur Call Book. Other names in the call book are “Pretty Red Rose,” “Heavy Set Friend,” and “Radio Norte America.”

After first considering “Red Under Kilts”

The phonetic list as recommended by the American Radio Relay League (right) is most often heard on the ham bands. However, many amateurs use every possible combination between “Aerdvark” and “Zygote.”

and “Romeo Under Khaki,” I decided on “Rough Ugly Kid” for my own call.

In the everyday parlance of the ham brotherhood (and sisterhood), earphones are “cans.” A receiver may be a “listening box,” “hearing aid,” or “inhaler.” A transmitter is always “the rig.” And an amateur’s antenna “goes up the chimney.”

Many a short-wave receiver has an S-meter which is used to read the signal strength of an incoming signal in decibels. Decibels are usually called “db’s,” and occasionally “dog biscuits.”

Radio amateurs the world over say goodbye with the expression “73,” whether they use Morse code or not. A YL operator (young lady) will say “88,” signifying love and kisses. An XYL is, of course, a former young lady, or a wife—who also can be expected to transmit “88.” (If my wife ever finds out how many girl friends all over the world have said “88” to me—boy!)

(Continued on page 136)


PHONETIC ALPHABET

A —Adam	N —Nancy
B —Baker	O —Otto
C —Charlie	P —Peter
D —David	Q —Queen
E —Edward	R —Robert
F —Frank	S —Susan
G —George	T —Thomas
H —Henry	U —Union
I —Ida	V —Victor
J —John	W —William
K —King	X —X-ray
L —Lewis	Y —Young
M —Mary	Z —Zebra

Example: W1EH . . . W 1 Edward Henry

The Short-Circuited Enthusiast


By CARL KOHLER
and JIM WILLIAMS



I'm an electronics enthusiast.




... surrounded myself with schematics



... and settled down to do big things.



Neighbors had their troubles, too.



Even strangers brought problems.

POPULAR ELECTRONICS




I selected a quiet corner



... stocked it with components




But my wife brought her iron.



Friends brought their appliances.



I'm still an electronics enthusiast
March, 1960

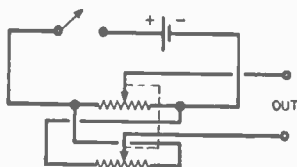


... hoping to do big things, some day.

Unusual Uses of Potentiometers

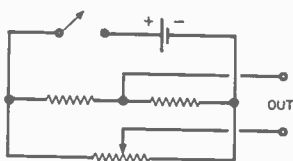
Potentiometers are effective not only as voltage dividers, but they can be used to shift polarity of a power source as well. These potentiometer hookups are useful in power, audio, or r.f. experiments and home-brew projects. Save the schematics for future reference.

By KENNETH RICHARDSON

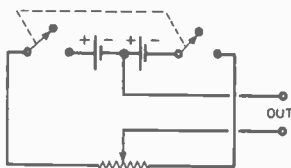


1 Two similar ganged potentiometers can be cross-connected across a battery or power supply to give any positive or negative voltage between zero and the supply

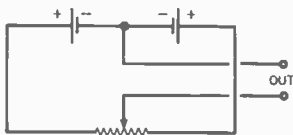
voltage. The circuit is a Wheatstone bridge with a null (zero output) obtained when the pots are in center position. Voltage output is maximum when the arms of the pots are in their end positions. The polarity of the output voltage is opposite on either side of the potentiometers' center position. In selecting the potentiometers, be sure to choose units which have sufficiently high wattage ratings to avoid their being burned out by excessive current drain.



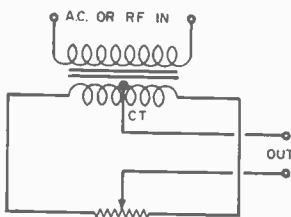
2 Here is another voltage-control bridge circuit but this one uses only a single potentiometer. The two identical fixed resistors which make up the other side of the bridge should total the resistance of the potentiometer. Either positive or negative voltages can be tapped off, but only up to a maximum voltage of one-half the power supply voltage.



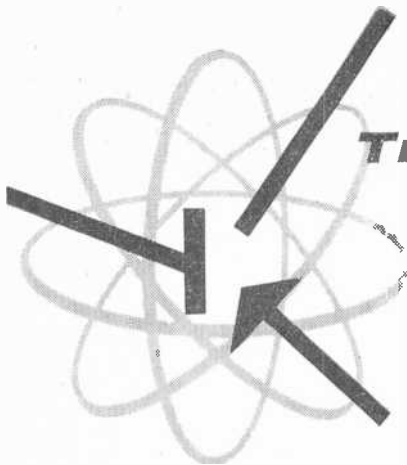
3 Variation of the basic voltage-control circuit employs a center-tapped battery instead of fixed resistors. Otherwise, operation is similar to Circuit 2. A d.p.s.t. switch disconnects the batteries when the circuit is not in use.




4 No switch is required when batteries of equal voltage are connected back-to-back since the potentiometer does not drain any current. Operation is similar to Circuit 2 except that the voltage output varies somewhat with different load resistances. Hence, it is impossible to calibrate the dial of the pot accurately.



5 Here, a power, audio, or r.f. transformer is used instead of a pair of batteries in series. The a.c. or r.f. output can be adjusted by the pot to any desired voltage, and its phase can be reversed by setting the pot to either side of center. This circuit can be used to obtain Lissajous patterns on oscilloscopes.



Transistor Topics



By LOU GARNER

The circuit of this completely transistorized Knight KN-3225 25-watt mobile p.a. amplifier is discussed in the text.


DURING the past year or so an unpublished—but far from quiet—revolution has been taking place in the design and manufacture of mobile public address amplifiers. Nearly all manufacturers are in the process of replacing all-tube designs with fully transistorized models. Unlike the situation in the car radio field, there has been no evolutionary step. No “hybrid” (part tube, part transistor) p.a. amplifiers have been offered. The switch to transistor operation is being done directly.

The Knight Model KN-3225 amplifier typifies modern design practice. Manufactured and distributed by Allied Radio Corporation, 100 N. Western Ave., Chicago 80, Ill., this unit measures only $3\frac{1}{2}$ " x $10\frac{3}{4}$ " x 6" over-all and weighs about 10 pounds. With a rated power output of 25 watts, it has an over-all frequency response flat within 3 db from 100 to 10,000 cps. Its power consumption ranges from 3.4 to 50 watts, depending on output level. In terms of battery current, this is from slightly over a quarter ampere (or less than a car's parking lights) to somewhat under 4 amperes (at 13 volts), compared to the 8 to 12 amperes required by a tube-operated amplifier with similar capabilities. The unit can deliver as much as 18 watts when powered by an 11-volt source.

The Model KN-3225 is equipped with all the basic features needed for good p.a. operation. It is designed to use a low-im-

pedance microphone, standard for professional p.a. work, and provision is made for adding a battery-operated record player or “phono top.” An output impedance selector makes it easy for the operator to match various loudspeaker combinations. The unit may be powered either by a vehicle's electrical system (through a car lighter plug and power cable) or by a pair of heavy-duty 6-volt batteries.

Circuitwise, the instrument includes a two-stage resistance-coupled preamplifier, a two-stage direct-coupled driver, and a class AB push-pull power output stage. All transistors are *p-n-p* units, with power



Low-cost silicon rectifier assembly designed by International Rectifier for battery charger applications. See page 126.

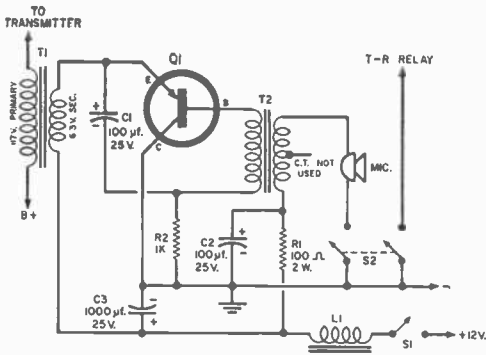


Fig. 1. Two-watt modulator for low-power applications submitted by Charles Hartley. For mobile use, either the negative or positive terminal of the unit should be grounded, depending on make of the car.

transistors used in the driver and output stages and low-power units in all other stages. Inverse feedback is used around the driver and power output stages to insure stable operation and low distortion. Stabilized d.c. biasing permits satisfactory operation of the amplifier from -10° to $+130^{\circ}\text{F}$.

A rectifier has been incorporated in the power line even though the amplifier is designed for battery operation only. The rectifier will protect circuit components in the event battery polarity is reversed accidentally during installation. The unit will not work, but no damage will result.

Finally, the battery circuit is completely isolated from chassis and case ground, preventing accidental shorts through the microphone shield, output cables, case, or mounting brackets (if used).

Readers' Circuits. This month we are featuring a pair of circuits which should be especially appealing to hams, and to experimenters working with Citizens Band gear, small transmitters, and similar equipment. Although quite versatile, both are fairly simple and easy to duplicate using standard, readily available components.

Figure 1 shows a two-watt modulator for low-power transmitters. Charles Hartley (909 Grant St., Medford, Ore.), who submitted this circuit, uses it to modulate a 10-meter mobile transmitter.

A single *p-n-p* power transistor, *Q1*, is used as a transformer-coupled amplifier. A carbon microphone (*MIC.*) furnishes ample drive through input matching transformer *T2* (Thordarson 21F27 transformer, 117-

volt primary to 26.5-volt CT secondary). *T2*'s center tap is not connected. Microphone current is supplied through current-limiting resistor *R1*, bypassed by *C2*, and through one section of the d.p.s.t. transmit switch *S2*, a standard push-button assembly; *S2*'s second section is used to control the rig's transmit-receive (*T-R*) relay.

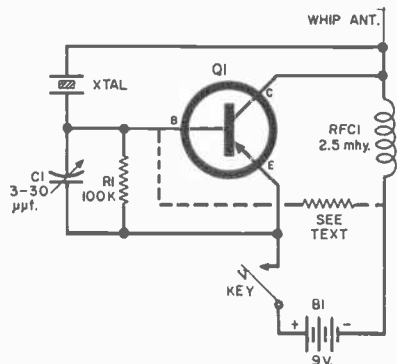
In operation, *Q1*'s base bias is furnished through *R2*, with the amplified audio signal coupled to the transmitter by modulation transformer *T1* (any 6.3-volt, 0.6-ampere filament transformer).


Coil *L1* and capacitor *C3* form a simple "hash" filter; *L1* is a standard "hash" choke, but a surplus ARC-5 choke can be used here if you wish. Neither circuit layout nor lead dress should be especially critical. The entire modulator may be assembled on a small metal chassis or in one of the popular Miniboxes. Any of a number of power transistors can be used, such as the Sylvania 2N242, Delco 2N442, Philco 2N353, and RCA 2N301.

In assembling the modulator, make sure that the transistor's case (connected internally to its collector) is securely mounted to the metal chassis to insure best heat dissipation. Some experimentation may be needed to determine the optimum value for bias resistor *R2* and microphone current resistor *R1*. Try values on either side of those specified, installing the units which give best operation.

Bill Darling, WV6ICY (960 Granvia, Altamira, Palos Verdes Est., Calif.), submitted the circuit shown in Fig. 2. This is essentially a low-power r.f. transmitter which, according to Bill, is extremely use-
(Continued on page 125)

Fig. 2. Bill Darling, WV6ICY, uses this low-power r.f. transmitter at hamfests.





Across the Ham Bands

By
HERB S. BRIER
W9EGQ

NOISE IN R.F. AMPLIFIER TUBES

RECEIVER DESIGNERS are faced with the dilemma of designing a receiver that will perform well on all bands, and, therefore, the necessity of using an r.f. amplifier tube that will give the best general coverage. But most tubes that show high gain and stability as r.f. amplifiers on the lower frequencies (80 and 40 meters) often are noisy on the high frequencies (10, 15 and 20 meters).

If you work the higher bands frequently, you might do well to follow the advice of Pete, K4VNK. He says that replacing the 6SG7 in the r.f. stage of receivers like the Hallicrafters S-85 and SX-99 with a 6AC7 tube will really pep them up.

Pete is right. The 6AC7 is an old friend of mine. It has a transconductance of 9000 μ mhos compared to 4700 μ mhos for the

6SG7. But, more important, the 6AC7 has a noise figure less than one-quarter as high as the 6SG7. Substituting it for a 6SG7 as the first tube in a receiver should improve the receiver gain and signal-to-noise ratio, especially on the higher frequency bands. Although the 6AC7's extra gain is sometimes helpful, its lower noise is what really makes the difference.

When it comes to noise, tubes are like "noiseless" typewriters. They are not supposed to have any noise, but they all do. Other things being equal, the quieter the tube, the better the results, especially in the first r.f. stage of a ham receiver, because DX signals are often very weak.

Design Problems. The natural question is: if changing a tube in a receiver will improve its performance, why didn't the re-

Ham of the Month

Our Ham of the Month for March is Fred E. Bath, VE1LG, Middleton, Nova Scotia, Canada. Born September 2, 1875, today he is 84, Canada's oldest ham. Fred became interested in radio years before loudspeakers and a.c. receivers were invented. But it was not until early in 1937, when illness put him in bed for several weeks, that he found time to study for his license. He has been an active ham ever since.

Fred rates working his first ZL (New Zealand) with his first low-power transmitter as his biggest thrill as a ham. He has provided emergency communications with his ham rig when hurricanes and blizzards disrupted normal channels. He generally uses phone now and prefers rag-chewing to involved technical talk.

When VE1LG is not on the air, and Fred is not occupied in his profession as a Wholesale and Retail Commission Merchant, he is apt to be in his yard erecting an antenna or in his shop working on a new one. His present favorite is a rotary, 10-meter cubical quad.

For some time transmitter power at VE1LG was 300 watts. But for the past two years, Fred has been happy with 65 watts to his Johnson Ranger. He receives with a British Commander, a dual-conversion receiver for the ham bands only.

Look for Fred on 10-meter phone during his lunch hour or after 4:00 p.m. AST.





Rodger Skinner, KN3JMP, Monaca, Pa.

ceiver manufacturer use a better tube in the first place? There is no single answer to that question. However, as indicated above, one reason is that a receiver is expected to receive weak signals satisfactorily but not overload on extremely strong signals. And the difference in the strength between the two extremes is often over a million to one!

To handle this tremendous range of signal strengths, the receiver designer employs variable- μ tubes—such as the 6SG7 and the 6BA6—as r.f. and i.f. amplifiers, and actually controls their amplification factor or μ with the receiver sensitivity control and a.v.c. circuit. Unfortunately, because of their construction, such tubes have a slightly higher noise figure than tubes without this feature. Therefore, by using them, especially as a first tube in a receiver, the designer sacrifices a trifle in weak-signal performance in exchange for better over-all performance.

On the other hand, if we replace the original variable- μ tube in the r.f. stage of our receiver with a quieter, fixed- μ or “sharp-cutoff” tube, we can often improve its ability to receive extremely weak signals on the ham bands above 14 mc. Below that frequency, the noise picked up by the antenna is stronger than any normal tube noise; so there is nothing to be gained from having an extra-quiet r.f. stage on these frequencies.

In any event, with the sharp-cutoff tube, the receiver will probably overload on extremely strong signals. If you are surrounded by local hams, this will be a seri-

ous disadvantage, but if there are no other hams in your immediate neighborhood, it may be of no importance to you.

Better S-Meter Readings. About the same time that K4VVK was plugging the 6AC7 in his SX-99, John, W9BDG, and Russ, W9CC, found that substituting a 6DE6 for the 6CB6 r.f. amplifier tube in their SX-101A's raised S-meter readings 20 db and reduced background noise appreciably. Then, a few days later, Chuck, K9J-KK, and Mac, K9HMC, reported similar results from replacing the 6BZ6 r.f. amplifier tube in their Hammarlund HQ-170's with a 6DE6.

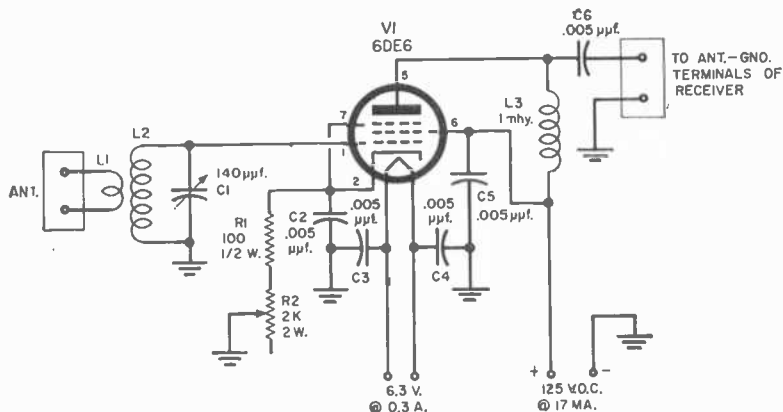
Frankly, after I checked the transconductance and calculated noise figures of the three tubes, I found them to be almost identical. So I just filed the information. But W9BDG kept extolling the virtues of the 6DE6 until I finally got one and tried it in place of the 6BZ6 in a Heathkit Mohawk receiver. This is what happened:

The S-meter readings increased about two S-units on all bands. In addition, on 28 mc., very weak signals were a little easier to copy, and a measurement with a noise generator showed a slightly better noise figure for the receiver than before.

On the lower frequency ham bands, however, there was no improvement in signal-to-noise ratio in spite of the higher S-meter readings. And when I used my transmitting antenna as a receiving antenna—as I usually do—strong signals overloaded the receiver. This was evidenced by “monkey chatter” up to 20 kc. on either side of the center frequency on strong phone signals and excessive key clicks on strong c.w. sig-



Robert A. Gay, K4YMB, Scottsboro, Ala.



nals. Also, I could hear local hams on several points across the bands. These effects disappeared when I used a short receiving antenna.

I put the 6BZ6 back in the receiver and used the 6DE6 in the signal booster described below.

Other Substitutions. If you would like to experiment with a different amplifier tube in the r.f. stage of your ham receiver, you might try one of the following substitutions. For the 6AU6 or 6BA6, use the 6AH6. Replace the 6BZ6 or 6CB6 with a 6DE6 or a 6DK6. And for the 6SG7, 6SK7, or 6SS7, try the 6AC7.

No wiring changes are required to substitute one tube for another in any of these groups. If you don't like the results, you can immediately return the original tube to its socket. Incidentally, ham receivers selling for less than \$100.00 seldom have r.f. stages.

SIGNAL BOOSTER

The r.f. signal booster pictured and diagrammed here can pep up any ham receiver. It will increase sensitivity above 14 mc. approximately five S-units with some receivers. The unit shown was built in a 14-ounce mixed-nuts can because one was available, but it will fit comfortably in a standard 4" x 5" x 3" Minibox. All components are mounted on the cover of the can; refer to the photo as a guide to their positions.

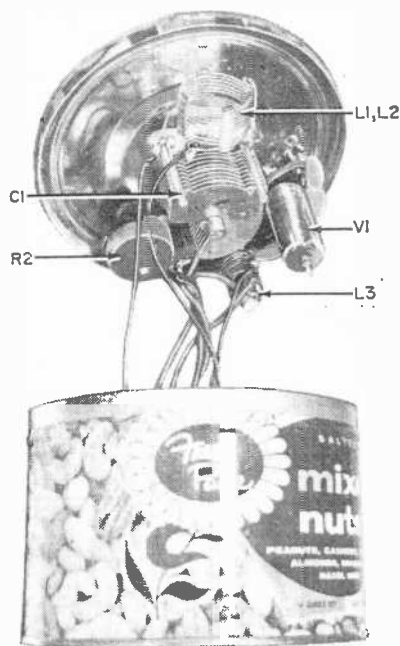
Coils *L1* and *L2* are fabricated from a 10½-turn length of a B & W 3015 "Miniductor." Count off three turns and cut the wire but not the insulation. Unwind ¼-turn from each end of the resulting 3-turn coil, leaving a 2½-turn coil for *L1*. Next,



(Continued on page 131)

This r.f. signal booster tunes from 14 to 29 mc. with coils specified in text. Power is furnished by the receiver or a small power supply. Potentiometer *R2* controls the r.f. gain.

PARTS LIST

- C1*—140-μf. midget variable capacitor (Bud 1876 or equivalent)
- C2, C3, C4, C5, C6*—0.005-μf., 600-volt ceramic disc capacitor
- L1*—2½ turns of #20 wire, 1" dia., ⅛" from bottom of *L2* (part of B & W #3015 Miniductor—see text)
- L2*—6½ turns of #20 wire, 1" dia. (part of B & W #3015 Miniductor—see text)
- L3*—1-mh. r.f. choke (National R-300S or equivalent)
- R1*—100-ohm, ½-watt resistor
- R2*—2000-ohm, 1-watt potentiometer (sensitivity control)
- V1*—6DE6 tube
- 1—4" x 5" x 3" Minibox or equivalent
- Misc. terminal strips, tube socket, hookup wire





Transistorized

Easy-to-build co-pilot keeps you awake on long drives

IF YOU'VE EVER found yourself nodding on long drives—or during classes—you'll be interested in this driver alarm. The complete gadget consists of a one-transistor oscillator in a plastic case plus an earphone and miniature mercury switch.

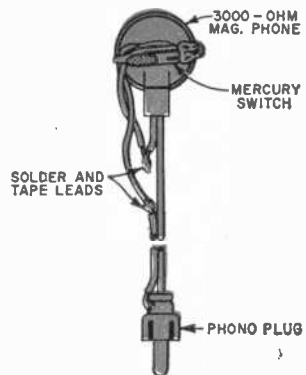
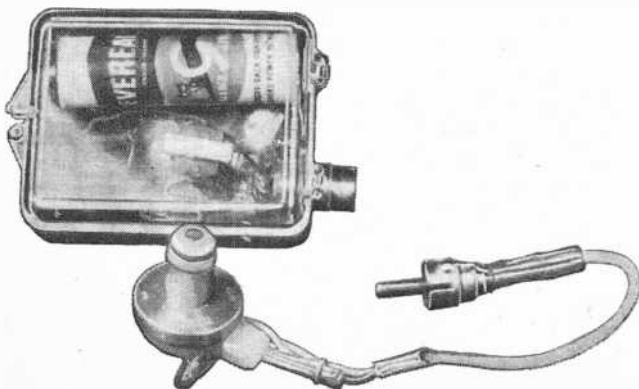
The mercury switch is the heart of the device and the secret of the alarm's action. Affixed to the headphone, it switches on the oscillator whenever the user begins to nod. The volume and harshness of the generated tone (it's loaded with harmonics) would have awakened Rip Van Winkle if

transistors and mercury switches had been available in his day.

You can construct the gadget in any sort of container you wish. Since the circuit consists of only three components, detailed instructions are superfluous. Just make sure that the transistor and battery polarities are correct and that you follow the transformer color code accurately.


Solder the transistor directly into the

Store the unit in the glove compartment of your car with earphone unplugged. It will be ready for those long trips when you're liable to doze off.



Glue the switch to the back of the earphone so that the switch length is perpendicular to the wires leaving the earphone. Take care in soldering the leads from the earphone as they are delicate.

POPULAR ELECTRONICS



Driver Alarm

By DAVE GORDON

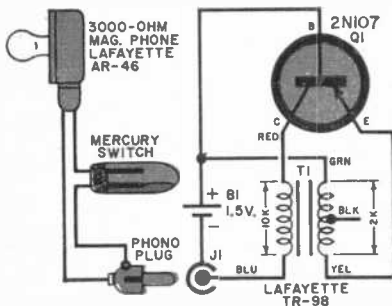
circuit, and leave its leads long to avoid heat damage. Use two or three miniature alligator clips clipped to the transistor lead as a heat sink and a hot well-tinned iron for rapid soldering.

The transformer, the penlight cell, and the rubber grommet in which the transistor is mounted are all glued to the plastic case. Glue the mercury switch to the rear of the earphone at an angle that will provide

convenient operation. (The mercury switch can be purchased from City Electric Distributors, 510 West 34th St., N. Y. 1, N. Y., for \$1.36, including postage. Specify Micro-switch AS408A1.)

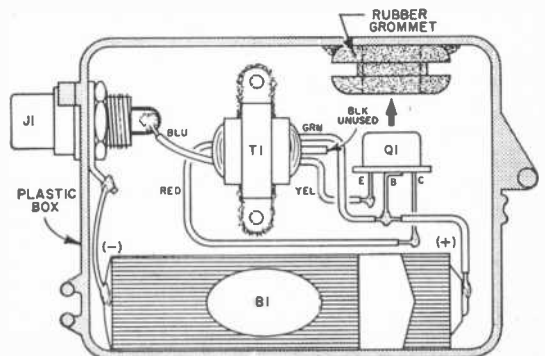
In use, the earphone is rotated in the ear until there is an absence of tone when the head is held upright. A slight nod should then trigger the oscillator.

When this gadget starts to sound off while you're driving, it is far safer to pull over to the side of the road and catch 40 winks than to continue to drive. -30-



Actual alarm is one-transistor feedback oscillator. The center tap of the transformer (black lead) is not used. Install a Switchcraft 3501 FP phono jack and attach a mating plug on the earphone leads. Note that the mercury "shorts" the two internal contact rods in the switch, completing the oscillator circuit. There is no drain on the battery when the switch is open.

Transformer connections constitute most of the wiring. After the transistor is soldered, it is pushed into the rubber grommet which is glued to the side of the container.




Roundup of Citizens

The tremendous response of the public to the creation of the Citizens Band has encouraged many manufacturers of communications equipment to design transceivers for use on this band. As a service to our readers, POPULAR ELECTRONICS contacted the manufacturers of Citizens Band units for specifications and prices on all models presently available. This information is presented on the following pages with the companies in alphabetical order. Unless otherwise noted, all transceivers have the legal maximum of 5 watts input to the final



Knight-Kit C-11



Arkay SQ-9



Apelco AR-9



Acton TCV-271

ACTON LABORATORIES, INC.
533 Main St., Acton, Mass.

Model TCV-271

Single-channel receiver and transmitter; crystal-controlled dual-conversion superhet receiver with r.f. and i.f. stages; crystal-controlled transmitter; noise limiter and squelch circuits; includes carbon microphone; 12" x 4" x 6"; 9 lb.

TCV-271\$179.95
TCV-2 (tunable receiver, 3-channel xmtr).....\$189.95

ALLIED RADIO CORP. ("KNIGHT-KIT")
100 N. Western Ave., Chicago 80, Ill.

Model C-11 Kit

Single-channel 3-tube transmitter with 4-tube tunable superregenerative receiver; operates on 117 volts a.c. or from 6/12-volt d.c. power supply (not incl.).

C-11 Kit\$39.95

Model C-27 Kit

Two transmit channels coupled with tunable 8-tube dual-conversion superhet receiver; receiver has one crystal-controlled channel in addition to tunable section; transmitter has 4 tubes; adjustable squelch and noise limiter; operates on 117 volts a.c. or from 6/12-volt power supply (not, incl.).

C-27 Kit\$79.95

APPLIED ELECTRONICS CO., INC. (APELCO)
213 E. Grand Ave., South San Francisco, Calif.

Model AR-9

Five-channel crystal-controlled transmitter and receiver; noise limiter and squelch circuits; receiver has r.f. and i.f.

stages; models available for operation with 117 volts a.c. or 12 and 32 volts d.c.; includes carbon microphone and crystals for one channel; 9 1/2" x 5 1/4" x 1 1/2"; 18 lb.

AR-9\$169.50

ARKAY INTERNATIONAL INC.
88-06 Van Wyck Expressway, Richmond Hill 18, N. Y.

"Sky Vox" Model SQ-9

Three crystal-controlled channels for transmit and receive; superhet receiver with automatic noise limiter, adjustable squelch, channel switch; operates on either 12 volts d.c. or 117 volts a.c.; 11 3/8" wide, 5 3/8" high, 9" deep; prewired and calibrated transmitter.

SQ-9 Kit\$ 79.95
SQ-9 Wired\$119.95

CHICKASHA ELECTRONICS, INC.
Chickasha, Okla.

Custom Dispatcher Model

Double-channel unit having 6-tube superhet receiver and 4-tube transmitter; adjustable squelch; operates from all voltages; built-in noise limiter.

Custom Dispatcher, Kit\$69.95
Custom Dispatcher, Wired.....\$89.95

Model 1000-D


Same features as Custom Dispatcher but has tunable receiver which tunes all CB channels plus 10-meter ham band.

1000-D Kit\$59.95
1000-D Wired\$79.95


Band Transceivers




Citizen Electronics Model A



Dunlap SCBT-1



Chickasha 1000-D



EICO 760

CITIZEN ELECTRONICS

P. O. Box 443, Laurelton, N. J.

Model A

Single-channel unit with tunable superregenerative receiver; crystal microphone furnished with unit; convertible to 10-meter ham band; 7" high, 9½" wide, 8" deep.

Model A (117 volts a.c.) \$54.95
 Model A (117 volts a.c. and 6 volts d.c.) \$74.90
 Model A (117 volts a.c. and 12 volts d.c.) \$74.90

DIXON ELECTRONICS CO.

13444 West McNichols Rd., Detroit 35, Mich.

Model CB-5

Walkie-talkie unit; self-contained batteries; 3 lbs.; 3" deep, 4" wide, 11" high; 3-tube transmitter circuit; superregenerative receiver which is tunable over entire band; 20-hour battery life; one-mile range between units or 3 miles between unit and fixed station; telescopic antenna on cabinet; less than 5 watts input to final.

CB-5 Wired \$49.95
 CB-5 Kit \$34.95

DUNLAP ELECTRONICS, INC.

764 Ninth St., Des Moines 14, Iowa

Model SCBT-1 Standard

Seven-tube single-channel receiver combined with 2-tube single-channel transmitter; adjustable squelch; transmit/receive switch on front panel; 3¼" high, 8" deep, 9½" wide; etched-circuit chassis. Choice of 117-volt a.c., 6-volt d.c., or 12-volt d.c. models.

SCBT-1 Wired \$114.50
 SCBT-1 Kit \$ 72.50

Model DCBT-1 De Luxe

Same as SCBT-1 but with push-to-talk feature.

DCBT-1 Wired \$124.50
 DCBT-1 Kit \$ 79.50

Model CCBT-1

Same as DCBT-1 but trunk mounting in mobile unit; remote control head; shock-mounted base; operates on two transmit/receive channels.

CCBT-1 Wired \$152.50
 CCBT-1 Kit \$120.00

EICO

33-00 Northern Blvd., L. I. C. 1, N. Y.

Model 760 Kit

Tunable superhet receiver utilizing 6 tubes; 2-tube transmitter; noise limiter on/off switch; operates on 117 volts a.c.; one transmit channel.

760 Kit \$59.95*

Model 761 Kit

Same features as Model 760 except for 117 volts a.c. and 6 volts d.c.


761 Kit \$64.95*

Model 762 Kit

Same features as Model 760 except for 117 volts a.c. and 12 volt. d.c.

762 Kit \$64.95*

* Anticipated price—wired units will be available but prices not announced at press time




Multi-Products CD-5




International "Executive"



Hallicrafters CB-1



Gonset G-12



Hershel Detrola 22

ELECTRONICS DESIGN CO. (EDCO)
400 E. Cornell St., Enid, Okla.

Model 100-C "Unicom"

Single-channel transmitter and receiver; crystal-controlled superhet receiver with r.f. amplifier and two i.f. stages; noise limiter and squelch; crystal-controlled transmitter; 11 1/4" x 10 1/2" x 9 1/2"; 15 lb.; models available for 117 volts a.c., 6 volts d.c., or 12 volts d.c.

100-C (a.c. model)\$235.00

GLOBE ELECTRONICS
22-30 South 34th St., Council Bluffs, Iowa

Model CB-100

Three transmit/receive channels which are indicated on front panel by colored lights; 7-tube superhet receiver; 3-tube transmitter; adjustable squelch; designed for either home or mobile use; operates on all voltages; has carrying handle, external speaker jacks.

CB-100\$129.95

GONSET (Div. of Young Spring & Wire Corp.)
801 S. Main St., Burbank, Calif.

Model 3303/G-11 Citizens Communicator

Single-channel unit utilizing 9 tubes; superhet receiver with adjustable squelch circuit; "magic-eye" transmitter indicator shows if transmitter is radiating properly; 5 1/4" high, 6 3/4" wide, 6 3/4" deep; 117-volt a.c. operation.

3303/G-11\$124.50

Model 3304/G-11 Citizens Communicator

Same as 3303, except for 12-volt d.c. operation.

3304/G-11\$124.50

Model 3313/G-12 Citizens Communicator

Similar to 3303 but has 4 transmit/receive channels; 4 1/2" high, 7" wide, 10" deep; 11 lb.; operates on both 117 volts a.c. and 12 volts d.c.

3313/G-12\$149.95

GROVE ELECTRONICS MANUFACTURING CO.
4103 W. Belmont Ave., Chicago 41, Ill.

Model G110

Single-channel 4-tube transmitter with 3-tube superregenerative receiver; operates on 117 volts a.c.

102

G110 Wired	\$59.95
G110 Kit	\$39.95
G6 (6 volts) Wired	\$59.95
G6 Kit	\$39.95
G12 (12 volts) Wired	\$59.95
G12 Kit	\$39.95

HALLICRAFTERS
4401 W. Fifth Ave., Chicago 24, Ill.

Model CB-1

Fixed-frequency superhet receiver with r.f. stage and two i.f. amplifiers; uses 7 tubes; 4-tube single-channel transmitter with special built-in shielding and filtering to reduce harmonic radiation; low-pass filter in antenna circuit; 14 1/2 lb.; 8 3/8" deep, 13 5/8" wide, 6 7/8" high; operates on 117 volts a.c.

CB-1\$129.00

HEATH COMPANY
Benton Harbor, Mich.

Model CB-1

Tunable 3-tube superregenerative receiver with r.f. stage and single-channel transmitter; 8" high; 6" deep, 9 3/4" wide; 10 lb.; transmit switch has two positions, one for rapid break-in, one for "hand-free" transmissions; vibrator power pack (not incl.) required for 6- or 12-volt d.c. operation.

CB-1 Wired \$60.95 |

CB-1 Kit \$42.95 |

HERSHEL RADIO CO. (Detrola Radio Div.)
5249 Grand River, Detroit 8, Mich.

Model 22 Detrola Kit

Single-channel 4-tube transmitter with 4-tube tunable regenerative receiver; 11" wide, 6 1/2" high, 7" deep; 11 1/2 lb.

Model 22-110 (117 volts a.c.).....\$39.95

Model 22-110-6 (117 volts a.c. and 6 volts d.c.).....\$49.95

Model 22-110-12 (117 volts a.c. and 12 volts d.c.).....\$49.95

(Add \$20 for factory-wired models)


INTERNATIONAL CRYSTAL MANUFACTURING CO.
18 N. Lee St., Oklahoma City, Okla.

"Executive" Citizen Bander


Nine-tube dual-crystal superhet receiver; can be fully tuned or set to two crystal-controlled receive frequencies;

POPULAR ELECTRONICS

AmericanRadioHistory.Com




Kaar TR326




Heath CB-1



Lafayette HE-15



Johnson Viking "Messenger"



Globe CB-100

4-tube transmitter operates on any one of 3 channels, selectable from the front panel; universal power supply allows operation on 117 volts a.c., 12 volts d.c., or 6 volts d.c.; adjustable squelch.

"Executive" Citizen Bander\$169.95

KB-1 Citizen Bander

Eight-tube dual-conversion superhet receiver tunes all channels; 4-tube transmitter for any one channel; adjustable squelch; convertible to ham use.

KB-1 Wired, 3-way power supply.....\$124.50
 KB-1 Kit, 117 volts a.c.....\$ 90.00
 KB-1 Kit, 3-way power supply.....\$ 98.00

E. F. JOHNSON CO. (Distributed by G.E.)
 Waseca, Minn.

Model 242 Viking "Messenger"

Five crystal-controlled channels for transmit and receive; superhet receiver with automatic noise limiter, adjustable squelch; pi-network permits loading into any antenna without tuning the unit; 5 1/8" high, 7" wide, 11 3/8" deep.

Model 242-126 (117 volts a.c.).....\$129.75
 Model 242-127 (117 volts a.c. and 6 volts d.c.).....\$139.75
 Model 242-128 (117 volts a.c. and 12 volts d.c.).....\$139.75

KAAR ENGINEERING CORP.
 2995 Middlefield Rd., Palo Alto, Calif.

Model TR326 "D" Phone

Dual-channel transceiver with "S" meter for measuring strength of incoming signal; superhet receiver has r.f. gain control and adjustable squelch; 8 3/4" wide, 5" high, 8" deep; 10 lb.; receiver features highly selective circuit, automatic noise limiter, automatic volume control.

12TR326 (12 volts d.c.).....\$179.00
 11TR326 (117 volts a.c.).....\$179.00

LAFAYETTE RADIO CORP.
 165-08 Liberty Ave., Jamaica 33, N. Y.

Model HE-15

Five-channel crystal-controlled transmitter; tunable superhet receiver; squelch noise limiter; operates on 117 volts a.c.; includes crystal microphone and one transmitting crystal; 10 1/4" x 5 1/2" x 6 3/8".

HE-15\$59.95

March, 1960

MAXWELL ELECTRONICS CORP.
 229 Garvon St., Garland, Texas

Model 27C RADIOCOM

Single-channel transmitter and receiver; 8 transmit tubes; 4 receive; transistor power supply with toroid transformer; 3 1/2" high, 7 1/8" wide, 11 1/4" deep; 6 lb.; receiver is single-conversion superhet with 2 r.f. stages; variable squelch; 0.1-microvolt sensitivity; printed circuit.

27C-1A for 12 volts d.c.....\$159.50
 27C-1B for 117 volts a.c.....\$159.50
 27C-1C for 6 volts d.c.....\$159.50

MORROW RADIO MANUFACTURING CO.
 2794 Market St., Salem, Ore.

Model 5W3

Three transmit/receive channels; 3-tube transmitter; 7-tube superhet receiver with squelch; available in either 6-volt d.c., 12-volt d.c., or 117-volt a.c. models.

5W3\$179.50

Model 5W1

Same as 5W3 but has one transmit/receive channel.

5W1\$169.50

Model CBFL

Portable version of 5W1.

CBFL\$215.00

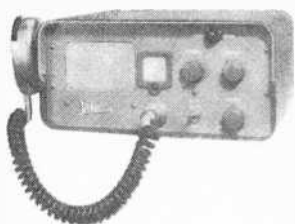
MULTI-PRODUCTS COMPANY ("ELMAC")
 21470 Coolidge Highway, Oak Park, Mich.

Model CD-5 Citi-fone

Five channels for transmitting and receiving; 7-tube superhet receiver with i.f. section printed on etched-wiring board; 2-tube transmitter; furnished with cigarette lighter plug for mobile operation; 4 1/2" high, 11" deep, 8" wide; 12 lb.; comes with mobile mounting bracket/carrying handle.


CD-5/6 (117 volts a.c. and 6 volts d.c.).....\$124.50
 CD-5/12 (117 volts a.c. and 12 volts d.c.).....\$124.50

(Continued on next page)




Polytronics PC-II

Pearce-Simpson CBD-1



Radson RT-70



RME 4303



RCA CRM-P2B-5



Radio Shack CBK-1

PEARCE-SIMPSON, INC.
2295 N. W. 14th St., Miami, Fla.

Model CBD-1

Single-channel transmitter and receiver; fixed-tuned crystal-controlled superhet receiver; crystal-controlled transmitter; operates on either 117 volts a.c. or 12 volts d.c.; 7" x 4 1/16" x 10"; 10 lb.; includes carbon mike.

CBD-1\$159.50

PHILMORE MANUFACTURING CO., INC.
130-01 Jamaica Ave., Richmond Hill 19, N. Y.

Model TC-11 Kit

Five-tube 3-channel transceiver with superregenerative receiver circuit; optional antenna-jack mounting position so any type of antenna may be used; 10" wide, 4 1/8" high, 10 7/8" deep; weighs 10 lb.

TC-11 Kit (117 volts a.c.)\$39.95
TC-612 Kit (6 and 12 volts d.c.)\$44.49

POLYTRONICS LABORATORIES, INC.
253 Crooks Ave., Clifton, N. J.

Poly-Comm II

Four-channel unit with 4-tube transmitter and 9-tube dual-conversion receiver; adjustable squelch and 0.5-microvolt sensitivity; noise limiter; teflon-insulated wiring throughout; no relays in transmit/receive switching circuit; 5" high, 7 1/2" deep, 11" wide; 12 3/4 lb.

PC-II-6 (117 volts a.c. and 6 volts d.c.)\$179.50
PC-II-12 (117 volts a.c. and 12 volts d.c.)\$179.50

RME (Radio Mfg. Engineers, Inc.)
Washington, Ill.

Model 4303

Walkie-talkie unit with self-contained battery; all-transistor circuit with superhet receiver tunable over entire band; 7 transistors plus 1 diode; manufacturer claims CB license not required; one transmit channel; 43" whip antenna on top of unit; less than 5 watts input to final.

4303\$129.50

RADIO CORPORATION OF AMERICA
Industrial Electronics Products, Camden 2, N. J.

Model CRM-P2B-5

Single-channel unit with provision for manual tuning of receiver by unplugging receiver crystal; 3-tube transmitter; 6-tube superhet receiver

For 117 volts a.c. and 6 volts d.c.\$159.95
For 117 volts a.c. and 12 volts d.c.\$159.95

RADIO SHACK CORP.
730 Commonwealth Ave., Boston 17, Mass.

Model CBK-1 Kit

Five-tube transceiver with one transmit channel and tunable regenerative receiver; operates from 117 volts a.c.

CBK-1 Kit\$39.95

RADSON ENGINEERING CORP.
Macon, Ill.

Model RT-70

Single-channel transmitter and receiver; fixed-tuned crystal-controlled superhet receiver with r.f. stage and two i.f. stages; crystal-controlled transmitter; 9 1/2" x 6" x 4"; 9 lb.; includes carbon microphone.

RT-70 (117 volts a.c.)\$149.95
RT-75 (6 or 12 volts d.c.)\$159.95

RAY JEFFERSON, INC.
40 E. Merrick Rd., Freeport, L. I., N. Y.

Model 905


Five-channel crystal-controlled transmitter with tunable superregen receiver; models available for operation on 117 volts a.c., 6 volts d.c., or 12 volts d.c.; includes microphone and crystal for one channel; 8 1/8" x 6 3/4" x 8 1/2"; 12 lb.

905\$99.50

(Continued on page 118)

TV AIDS DENTIST

A new closed-circuit TV system designed especially for dental use has been developed by Avco Corporation under the sponsorship of the U. S. Navy. It permits a dentist to view magnified images of any part of a patient's mouth. A cable containing 10,000 light-transmitting fibers links the probe to the pickup camera. (UPI photo)



HOME-BUILT RADIO TELESCOPE

Some British schoolboys at Dartford Grammar School in Kent recently pooled their knowledge and resources to build this working radio telescope—in about a year's time. They have already picked up signals from the Milky Way, the Sun, and the constellation Sagittarius. (Photo courtesy Eastern Publishers Service)

TYPEWRITER TRANSMITTER

Designed for emergency use, this new typewriter-like transmitter permits a person who has no knowledge of Morse code to send code messages simply by pressing the appropriate keys. Invented by Leif Evensen, a Norwegian radio operator, it is manufactured in Gothenburg, Sweden. (UPI photo)





By
JOHN T. FRYE
W9EGV

Carl and Jerry

A Hot Idea

THE BUFFETING March wind spanked Carl with the slamming basement door as he stepped into the electronic laboratory of his friend, Jerry. The latter was sitting with his head encased in a pair of muff-type earphones connected to an amplifier with a variable frequency audio oscillator working into its input. As Carl looked at his chum aimlessly adjusting the frequency of the oscillator and the gain of the amplifier, he decided there was something about Jerry's appearance that was not right. There was a certain lackluster look about his eyes, and his round face looked fatter than ever—but in a sort of lopsided way. "Guess I'm the one guy in ten for whom it won't work," Jerry said with a lugubrious sigh as he shut off the equipment and removed the earphones.

"What won't work, and what's the matter with your face? It looks twice as big as it ought to."

"The 'audio anesthetic' won't work for me. I've got an infected wisdom tooth that's killing me, and I have an appointment with the dentist in an hour. But the other day I read that a Boston dentist discovered that music or random noise put into earphones worn by a patient killed the pain of dental work in 90% of 2000 cases tested. The patient adjusts the sound level with a gain control in his lap until the sound blocks out the pain sensation. A company in Rochester is already in production on the device. I was trying to see if I could kill the pain of my toothache with various frequencies from the audio generator, but I couldn't."


"That thing must work on a variation of the 'mule skinner' principle," Carl said. "You know a veteran mule skinner always took the ear of a mean mule between his teeth and bit down hard while he was putting on the bridle. The idea was that

while the mule was thinking about how much his ear hurt he couldn't think about kicking or biting the mule skinner. With the audio anesthetic, while the mind is concentrating on the sound it ignores the pain. Your trouble is that in fooling around with ham radio, etc., you've trained yourself to be a *little* smarter than the mule. You can listen and still be thinking about your aching tooth at the same time. Well, I better scram and let you go to the dentist."

"Oh, no, you don't!" Jerry exclaimed. "I've a little chore for you to perform while I'm gone; and I just know you wouldn't refuse your poor, pain-wracked buddy."

"Depends on what my poor, pain-wracked, scheming buddy has in mind."

"All I want you to do is mount this ther-




mistor anemometer out on the garage and run this cable from it back into the lab."

"You know," Carl said thoughtfully, "I don't think you've got a toothache at all. You've just dislocated your jaw on one of those big words you're so fond of. What the heck is a 'Mistermometer'?"

"I said a 'thermistor anemometer.' As you know, or should know, an anemometer is a device for measuring wind velocity. This one is intended to do so by the use of thermistors. A 'thermistor' is a resistor

(Continued on page 114)

Compare your job, your age
your pay, with that of
**men who
enroll at CREI**



... then consider how handicapped you'll be
without the knowledge of advanced electronics engineering
technology which CREI teaches via home study

Men can stand still—or lose their jobs—even in a growing industry. They're doing it now in the fast-growing electronics industry. Companies actively seeking men with advanced technological knowledge are simultaneously firing mediocre men.

CREI students (more than 20,400 are currently enrolled) keep pace with electronics progress—and are eagerly sought by employers who offer solid opportunities for rapid advancement.

We analyzed the backgrounds of men who enrolled for CREI advanced electronics home study in a recent month. Compare yourself:

- 62% were civilians. 38% were in the Armed Services.

- Of the 62% who were civilians, 35% were electronic technicians, lab technicians, engineering aides, research assistants, electronic specialists, and similar high-rated electronics engineering men.

- Average pay: \$435 per month (range: \$300 to \$900). Average age: 28. Median age: 26. Previous formal electronic training varied from six months to more than a year.

- 9.4% of the civilians were technical representatives—field engineers who were school- or factory-trained to help install, maintain, service and teach the use and operation of electronic equipment. Average pay: \$525 per month. Median age: 28.

- 6.5% of the civilians held college degrees, most in a field more or less related to electronics (engineering,

physics, chemistry, etc.). These men were not in basic electronic work. Reason most often given for enrollment: to supplement job-know-how with better understanding of electronics.

- The remainder of the civilians were small groups of small percentages.

Even if you compare favorably with new CREI enrollees now, how do you think your salary will compare with theirs a year from now? Five years from now?

Qualify for positions which require advanced electronics education—while retaining your present job—via CREI home study. Meet your family responsibilities while gaining knowledge of electronic engineering technology so essential for career advancement. College degree is not essential. If you have had basic electronic education, practical experience in electronics, and a high school education, you can probably qualify. Use coupon below to find out, or write CREI, Dept. 1203-G, 3224 16th St., N.W., Wash. 10, D. C.

CREI RESIDENCE SCHOOL IN WASHINGTON, D. C.

For those who can attend classes, CREI operates full time residence school. Day and evening classes start at regular intervals. Qualified graduates earn AAS degree. Electronics experience not required for admission.



Get This New Fact-Packed Booklet—It's Free!

CAPITOL RADIO ENGINEERING INSTITUTE

ECPD Accredited Technical Institute Curricula • Founded 1927
Dept. 1203G, 3224 Sixteenth St., N.W., Washington 10, D. C.

Please send me your course outline and FREE illustrated Booklet "Insurance for Your Future in the New World of Electronics" . . . describing opportunities and CREI home study courses in Practical Electronic Engineering Technology.

- Radar, Servo & Computer Engineering Technology
 Electronic Engineering Technology
 Communications Engineering Technology
 Television Engineering Technology
 Aeronautical Electronic Engineering Technology
 Automation and Industrial Electronics Engineering Technology

CHECK FIELD OF GREATEST INTEREST
 Name Age
 Street
 City Zone State
 Check: Home Study Residence School Korean Veteran


To obtain fast, immediate service and to avoid delay, it is necessary that the following information be filled in:

Employed By
 Type of Present Work
 Education:
 Yrs. High School
 Other
 Electronics Experience.....



Transistor Clock Radio Kit

New



HEATHKIT TCR-1
\$45⁹⁵



LEATHER CARRYING CASE
HEATHKIT No. 83-3
Shpg. Wt. 2 lbs.
\$4⁹⁵

Everything A Clock Radio Can Offer And Portable Too!

- Completely portable, all transistor circuit
- Runs up to 500 hours on standard batteries
- Deluxe features at half the cost
- Easy to assemble—even by beginners

"YOUR CUE" TRANSISTOR CLOCK RADIO KIT (TCR-1)

Take all the deluxe features found in the most expensive clock-radios, add the convenience of complete portability, plus a modern 6-transistor battery operated circuitry . . . then slash the price at least in half, and you have the new HEATHKIT "Your Cue", Transistor Portable Clock Radio.

Packing every modern clock-radio feature into a compact, beautifully styled turquoise and ivory plastic cabinet, "Your Cue" lulls you to sleep, wakes you up, gives you the correct time and provides top quality radio entertainment any time, any place. It can also be

used with the Heathkit Transistor Intercom system, below, to provide music or a "selective alarm" system.


An "alarm-set" hand, hour hand, minute hand and sweep second hand grace the easy-to-read clock dial. The "lull-to-sleep" control sets the radio for up to an hour's playing time, automatically shutting off the receiver when you are deep in slumber. Other controls set "Your Cue" to wake you to soft music or conventional "buzzer" alarm. A special earphone jack is provided for private listening or connection to your intercom or music system.

Six easily obtainable penlight-size mercury batteries power the radio receiver up to 500 hours, while the clock operates up to 5 months from a single battery of the same type. Ordinary penlight cells may also be used, with reduced battery life. The handsome two-tone cabinet, measuring only 3 1/2" H. x 8" W. x 7 1/2" D. fits neatly into the optional carrying case for beach use, boating, sporting events, hunting, hiking or camping. Shpg. Wt. 5 lbs.

Transistor Intercom Kit


Master unit can call any one, any combination, or all five remote stations. Remote stations can turn system "on" and call another. Each remote unit equipped with "privacy" switch. Master unit can be connected to new transistor clock-radio shown above (or any radio not AC-DC operated) to supply music or alarm to system; separate listen and talk volume controls; handsome case of two-tone ivory and turquoise high-impact plastic. Remotes are "look-alike" miniatures of master. Eight flashlight batteries power system up to 300 hours. Master and remotes sold separately; order up to five remote stations for each master station ordered.

INTERCOM AC POWER SUPPLY (XP-1): Adapts Intercom for permanent operation from household AC current. Fits in space normally occupied by battery supply. Shpg. Wt. 2 lbs. Heathkit XP-1 \$9.95



BATTERIES NOT INCLUDED
HEATHKIT XI-1 Master. \$27⁹⁵
Shpg. Wt. 6 lbs.
HEATHKIT XIR-1 Remote. \$6⁹⁵
Shpg. Wt. 4 lbs.

HEATH COMPANY / Benton Harbor, Michigan

 a subsidiary of Daystrom, Inc.

New Stereo Amplifiers

14/14-WATT STEREO AMPLIFIER KIT (SA-2)

A complete dual channel amplifier/preamplifier combination the new Heathkit SA-2, in one compact, handsomely styled unit provides all the modern features required for superb stereo reproduction . . . yet is priced well within your budget.


The SA-2 delivers 14 watts per stereo channel, and 28 watts total monophonic. Maximum flexibility is provided by the 6-position function switch which gives you instant selection of "Amp. A" or "Amp. B" for single channel monophonic; "Mono. A" or Mono. B" for dual channel monophonic using either preamp with both amplifiers; and "stereo" or "stereo reverse". A four position input selector switch provides choice of magnetic, phono, crystal phono, tuner, and an extra high level auxiliary input for use with tape recorder, TV, etc. The magnetic input is RIAA equalized and features 3 mv sensitivity—adequate for the lowest output cartridges available today.

The dual-concentric volume control is equipped with a friction clutch which can be set to lock the two controls together once the balancing of the two amplifiers has been accomplished.


Ganged dual tone controls adjust bass and treble response of both channels simultaneously. Proper speaker phasing may be conveniently accomplished with the speaker phase reversal switch located on the rear chassis apron. A hum balance control is provided for each channel. Two AC outlets, one controlled by the power switch, provide convenient accommodation for accessory equipment. As beautiful as it is functional, the SA-2 features the latest Heathkit styling in vinyl-clad steel with leather-like texture in black with inlaid gold design. Shpg. Wt. 23 lbs.

SPECIFICATIONS—Power output: 14 watts per channel, "hi-fi"; 12 watts per channel, "professional"; 16 watts per channel, "utility". Power response: ± 1 db from 20 cps to 20 kc at 14 watts output. Total harmonic distortion: less than 2%. 30 cps to 15 kc at 14 watts output. Intermodulation distortion: less than 1% at 16 watts output using 60 cps and 6 kc mixed 4:1. Hum and noise: mag. phono input, 47 db below 14 watts; tuner and crystal phono, 63 db below 14 watts. Controls: dual clutched volume; ganged bass, ganged treble; 4-position selector; speaker phasing switch. AC receptacle: 1 switched; 1 normal. Inputs: 4 stereo or 8 monophonic. Outputs: 4, 8 and 16 ohms. Dimensions: 4 $\frac{1}{2}$ " H. x 15" W. x 8" D. Power requirements: 117 volts, 50/60 cycle, AC, 150 watts (fused).

best stereo buy ever!



HEATHKIT SA-2
\$52⁹⁵



ECONOMY STEREO AMPLIFIER KIT (SA-3)

This amazing performer delivers more than enough power for pure undistorted room-filling stereophonic sound at the lowest possible cost. Featuring 3 watts per stereo channel and 6 watts as a monophonic amplifier, the SA-3 has been proven by exhaustive tests to be more than adequate in volume for every listening taste. You will find its ease of assembly another plus feature. Heathkit construction manuals, world famous for their clarity and thoroughness, lead you a simple step at a time to successful completion of the kit. Tastefully styled in black with gold trimmed control knobs and gold screened front and rear panel. A tremendous buy at this low Heathkit price. Shpg. Wt. 13 lbs.

SPECIFICATIONS—Power output: 3 watts per channel. Power response: ± 1 db from 50 cps, 20 kc at 3 watts out. Total harmonic distortion: less than 3%; 60 cps, 20 kc. Intermodulation distortion: less than 2% @ 3 watts output using 60 cycle & 6 kc signal mixed 4:1. Hum and noise: 65 db below full output. Controls: dual clutched volume; ganged bass, ganged treble; 7-position selector; speaker phasing switch; on-off switch. Inputs (each channel): tuner, crystal or ceramic phono. Outputs (each channel): 4, 8, 16 ohms. Finish: black with gold trim. Dimensions: 12 $\frac{1}{2}$ " W. x 6 $\frac{1}{2}$ " D. x 3 $\frac{1}{2}$ " H.

Go stereo for just \$29.95



HEATHKIT SA-3
\$29⁹⁵

New

HEATHKIT

Amplifiers



HEATHKIT EA-3
\$29⁹⁵

"BOOKSHELF" 14-WATT HI-FI AMPLIFIER KIT (EA-3)

Without doubt one of the finest investments you can make in a top quality amplifier and preamplifier combination. Features three switch-selected inputs, separate bass and treble tone controls, RIAA equalization and a special hum balance control. Tastefully styled in black simulated-leather with brushed gold trim. Shpg. Wt. 15 lbs.


NOTE THESE OUTSTANDING SPECIFICATIONS—Power output: Hi-Fi rating 14 watts; Professional rating 12 watts. Power response: ± 1 db 20 cps to 20 kc at 14 watts output. Total harmonic distortion: less than 2%, 30 cps to 15 kc at 14 watts output. Intermodulation distortion: less than 1% at 16 watts output using 60 cps and 6 kc signal mixed 4:1. Hum and noise: mag. phono input 47 db below 14 watts; tuner and crystal phono, 63 db below 14 watts. Output impedances: 4, 8 and 16 ohms.



HEATHKIT FM-4
\$34⁹⁵

HIGH FIDELITY FM TUNER KIT (FM-4)

This handsomely styled FM tuner features better than 2.5 microvolt sensitivity, automatic frequency control (AFC) with on-off switch, flywheel tuning and prewired, prealigned and pretested tuning unit. Clean chassis layout, prealigned IF transformers and assembled tuning unit makes construction simple and guarantees top performance. Flywheel tuning and new soft, evenly lit dial scale provide smooth, effortless operation. Housed in attractive vinyl-clad steel case with gold design and trim. A multiplex adapter output is also provided. Your best buy in an FM tuner. Shpg. Wt. 8 lbs.



HEATHKIT UA-2
\$22⁹⁵

UNIVERSAL 14-WATT HI-FI AMPLIFIER KIT (UA-2)

Living up to its title "universal" the UA-2 performs with equal brilliance in countless Hi-Fi and PA applications. Easily meets 14 watt hi-fi and 12 watt professional standards. Power response is ± 1 db from 20 cps to 20 kc at 17 watts output. Harmonic distortion is less than 2% and IM distortion is less than 1% at 14 watts output. Output taps are provided for 4, 8 and 16 ohm speakers. High quality, remarkable economy and ease of assembly make it one of the finest values in high fidelity equipment. Shpg. Wt. 13 lbs.



HEATHKIT W-7A
\$54⁹⁵

55-WATT HI-FI AMPLIFIER KIT (W7-A)

Best buy in its power class! Combines modern components, unique output transformer, power supply and circuit design to bring you a superb high fidelity amplifier at less than a dollar a watt. Power response is ± 1 db from 20 cps to 20 kc at full 55 watt output. Total distortion is less than 2% at full output. Output taps are 4, 8 and 16 ohms plus 70 volt line for use in wired music systems. On-off switch, gain control, and max, or unity damping switch are located on the front panel. Clean, open circuit layout are precut, cabled wiring harness for easy assembly. Shpg. Wt. 28 lbs.




STEREO-MONO PREAMP KIT (SP-2A, SP-1A)

Available in two outstanding versions! SP-2A (stereo) and SP-1A (monophonic). SP-1A convertible to stereo with conversion kit C-SP-1A. Use as the control center of your entire high fidelity system. Six inputs in each channel accommodate most any program source. Switch selection of NARTB or RIAA, LP and 78 rpm record compensation.

HEATHKIT SP-2A (two-channel stereo). Shpg. Wt. 15 lbs. \$56.95
HEATHKIT SP-1A (single-channel monophonic). Shpg. Wt. 13 lbs. \$37.95
HEATHKIT C-SP-1A (converts SP-1A to SP-2A). Shpg. Wt. 4 lbs. \$21.95

New Tape Recorders



Have fun making your own recordings with one of these outstanding tape recorder kits

STEREO MONO TAPE RECORDER KITS

Our most versatile tape recorder kit, you can buy the new two-track (TR-1AH) or four-track (TR-1AQ) versions which record and playback both Stereo and Monophonic programming or the two-track Monophonic record-playback version (TR-1A). Precision bearings and close machining tolerances hold flutter and wow to less than 0.35%. NARTB equalization, separate record and playback gain controls and a safety interlock. Provision for mike or line inputs with 6E5 "magic eye" tube as sound level indicator.

MODEL TR-1A: Monophonic two-track record/playback with fast forward and rewind functions. Includes one TE-1 Tape Electronics Kit. Shpg. Wt. 24 lbs. \$10.00 DN., \$9.00 MO. **\$99⁹⁵**

MODEL TR-1AH: Two-track monophonic and stereo record/playback with fast forward and rewind functions. Two TE-1 Tape Electronics Kits. Shpg. Wt. 26 lbs. \$15.00 DN., \$13.00 MO. **\$149⁹⁵**

MODEL TR-1AQ: Four-track monophonic and stereo record/playback with fast forward and rewind functions. Two TE-1 Tape Electronics Kits. Shpg. Wt. 36 lbs. \$15.00 DN., \$13.00 MO. **\$149⁹⁵**

PROFESSIONAL QUALITY TAPE RECORDER KITS

Precision tape mechanism complete and tested, build only the amplifier. Two circuit boards for easy assembly, and high stability. Separate record and playback heads and amplifiers for monitoring while recording. Includes sound level meter, counter, pause control, record interlock, 2 (switch-selected) speeds $3\frac{3}{4}$ and $7\frac{1}{2}$ IPS. Response: ± 2.5 db 30 to 12,000 cps at $7\frac{1}{2}$ IPS. NARTB equalization. Compares to \$350 to \$400 units. Shpg. Wt. 30 lbs.

MODEL TR-1E: 4-track stereo playback, monophonic record & play. **\$169⁹⁵**

MODEL TR-1D: 2-track stereo playback, monophonic record & play. **\$169⁹⁵**


MODEL TR-1C: monophonic record playback. **\$159⁹⁵**

MODEL C-TR-1D: converts TR-1D to TR-1E, 2 lbs. **\$14.95**

MODEL C-TR-1C: converts TR-1C to TR-1D, 2 lbs. **\$19.95**

MODEL C-TR-1CQ: converts TR-1C to TR-1E, 2 lbs. **\$19.95**

New Acoustic Suspension Hi-Fi Speaker System Kit



HEATHKIT AS-2M
(mahogany)
\$79⁹⁵

HEATHKIT AS-2U
(unfinished)
\$69⁹⁵

HEATHKIT AS-2B
(birch)
\$79⁹⁵

The Acoustic Research speaker is accepted as most praiseworthy in the world of hi-fi sound reproduction. Heathkit, sole kit licensee from AR Inc., now offers a kit version of this remarkable speaker system in money saving, easy to build form. The 10" acoustic suspension woofer delivers clean, clear extended range bass response and a specially designed "cross-fired" two-speaker tweeter assembly provides outstanding high frequency distribution. Response at 10 watts input ± 5 db from 42 to 14,000 cps. Impedance 8 ohms. Cabinets are preassembled and available unfinished in birch or mahogany and unfinished in furniture-grade birch only. Shpg. Wt. 32 lbs.

HEATH COMPANY / Benton Harbor, Michigan

 a subsidiary of Daystrom, Inc.

New




Ham Radio Gear

Maximum power
at minimum cost



HEATHKIT KL-1
\$415⁰⁰

Top power,
plus economy and safety



HEATHKIT KS-1
\$169⁹⁵



HEATHKIT XC-2
\$36⁹⁵



HEATHKIT UT-1
\$28⁹⁵

New Test Equipment



HEATHKIT RF-1
\$27⁹⁵



HEATHKIT FMO-1

"CHIPPEWA" KILOWATT LINEAR AMPLIFIER KIT (KL-1)

Operates at maximum legal amateur power inputs in SSB, CW or AM service using any of the popular CW, SSB and AM exciters as a driver. Premium tubes (4-400's) push the "Chippewa" to top performance levels while a centrifugal blower provides maximum cooling. Shpg. Wt. 70 lbs.

SPECIFICATIONS—RF section: Driving power required (10 meters); Class AB1 (tuned grid) 10 watts peak; Class C (tuned grid) 40 watts; Class AB1 (swamped grid) 60 watts peak. **Power input:** Class AB1 (SSB-voice modulation) 2000 watts PEP; Class AB1 (SSB-two tone test) 1300 watts; Class AB1 (AM linear) 1000 watts; Class C (CW) 1000 watts. **Power output (20 meters):** Class AB1 (SSB-voice modulation) 900 watts PEP; Class AB1 (SSB-two tone test) 550 watts; Class AB1 (AM linear) 300 watts; Class C (CW) 750 watts. **Output impedance:** 50 to 72 ohms (unbalanced). **Band coverage:** 80, 40, 20, 15 and 10 meters. **Panel metering:** 0 to 50 ma, grid current; 0 to 100 ma screen current; 0 to 5000 plate voltage, 0 to 1000 ma plate current. **Tube complement:** Final tubes, (2) 4-400A; clamp tube (1) 6DO6; voltage regulators, (4) OD3, (2) OC3. **Power requirements:** AC (power supply primary circuit), 250 watts, 115 volt, 50/60 cycles; DC, 3000 to 4000 volts, 450 ma. **Cabinet size:** 19½" W. x 11½" H. x 16" D.

KILOWATT POWER SUPPLY KIT (KS-1)

Ideal companion for the "Chippewa" Linear Amplifier . . . and supplies plate power to most other RF amplifiers in medium to high power class. Features oil-filled, hermetically sealed plate transformer and 60 second time delay relay. Shpg. Wt. 105 lbs.

SPECIFICATIONS—Maximum DC power output: 1500 watts. **Nominal DC voltage output:** 3000 or 1500 volts. **Maximum DC current output:** Average 500 ma, peak 1000 ma. **Regulation:** 180 to 600 ma (typical linear amplifier), 8%; 0 to 300 ma (typical class C amplifier), 10%; 0 to 500 ma, 15%. **Ripple:** Less than 1%. **Tube complement:** (2) 866A mercury vapor rectifier. **Recommended ambient temperature:** 50 to 100 degrees F. **Circuit:** Two half-wave mercury vapor rectifiers in a full wave, single-phase configuration with swinging choke input filtering. **Line power requirements:** 115 V, 50/60 cycles, 20 amperes; 230 V, 50/60 cycles, 10 amperes. **Chassis size:** 17½" W. x 12" H. x 13" D.

2 METER CONVERTER KIT (XC-2)

Extends coverage of the Heathkit "Mohawk" Receiver to the 2 meter band. Use also with receivers tuning a 4 mc segment between 22 and 35 mc with appropriate crystal. Shpg. Wt. 7 lbs.

"BEST BUY" UTILITY POWER SUPPLY KIT (UT-1)

Converts "Cheyenne" and "Comanche" mobile transmitter and receiver to fixed station operation. May also be used to provide filament and plate voltage for wide variety of ham gear. Shpg. Wt. 15 lbs.

FM TEST OSCILLATOR KIT (FMO-1)

Complete FM test facilities in one compact, easy to use instrument. First of its kind on the market.

SPECIFICATIONS—Output frequencies: for RF alignment, 90 mc (FM band low end), 100 mc (FM band middle range), 107 mc (FM band high end). **Modulation:** 400-cycle incidental FM. **IF and detector alignment:** 10.7 mc sweep. **Sweep width markers:** 200 kc to over 1 mc, variable, 10.7 mc (crystal), 100 kc sub-markers. **Modulation:** 400-cycle AM. **For other applications:** 10.0 mc (crystal) and harmonics, 100 kc, 400-cycle audio. **Controls:** main frequency selector, modulation switch/concentric level control, marker oscillator switch/concentric level control, sweep width—power switch, output control, AF-RF (source impedance) switch. **Power supply:** transformer, selenium rectifier. **Power requirements:** 105-125 V, 50/60 cycles, 12 watts. **Cabinet size:** 7½" H. x 4½" W. x 4½" D.

RF SIGNAL GENERATOR KIT (RF-1)

High precision performance . . . for troubleshooting and aligning RF and IF circuits of all kinds. Preassembled and aligned bandswitch/coil assembly. Shpg. Wt. 7 lbs.

SPECIFICATIONS—Frequency range: Band A, 100 kc to 320 kc; Band B, 310 kc to 1.1 mc; Band C, 1 mc to 3.2 mc; Band D, 3.1 mc to 11 mc; Band E, 10 mc to 32 mc; Band F, 32 mc to 110 mc. **Calibrated harmonics:** 110 mc to 220 mc. **Accuracy:** 2%. **Output:** Impedance, 50 ohms; voltage, in excess of 100,000 uv on all bands. **Modulation:** internal, 400 cycles approx. 30% depth; external, approx. 3 V across 50 k ohm for 30%. **400 cycles audio output:** approx. 10 V open circuit. **Tube complement:** V1 12AT7 RF oscillator, V2 6AN8 modulator and output. **Power requirements:** 105-125 V 50/60 cycles AC, 15 watts. **Aluminum cabinet dimensions:** 6½" W. x 9½" H. x 5" D.

New Citizen's Band Transceiver




**WIRED OR
KIT FORM!**

- No Tests to Take—No Operators License Required
- Any Citizen 18 or Older can Have Own Station
- Hundreds of Business and Personal Uses

CITIZEN'S BAND TRANSCEIVER KIT (CB-1)

Have your own wireless communications system! Make necessary personal contacts with family, friends, or associates from your car, home, boat or office. Light, compact, easy to use, the Transceiver reliably covers distances from one to ten miles depending on location, antenna and type of installation. Transmitter frequency is crystal controlled. Receiver tunes any of the 23 channels assigned to the 11 meter "Citizen's Band". Operates from 117 volt AC line using internal power supply, or from 6 or 12 V. batteries using separate vibrator power supply. Can be transferred in minutes from fixed to mobile operation. All pertinent FCC regulations, and station license application forms are furnished. Comes complete with microphone, two power cords, station identification card, set of stick-on call letters and crystal for one channel. Smartly styled in rich mocha and beige. Shpg. Wt. 10 lbs.



Kit Model, Heathkit CB-1 \$42.95
 Wired Model, Heathkit W-CB-1 \$60.95 (\$6.10 dwn. \$5.00 mo.)
 Both Models Include Transceiver, crystal, microphone and Two Special Power Cords.

ANTENNAS

- CBU-1 "UTILITY" ANTENNA**.....\$9.95
 Good coverage, portable antenna for temporary mobile or fixed installations. Shpg. Wt. 3 lbs.
- CBM-1 "MOBILE" ANTENNA**.....\$19.95
 Best coverage mobile antenna, 9' whip. Bumper mount. Shpg. Wt. 7 lbs.
- CBF-1 "FIXED LOCATION" ANTENNA**.....\$19.95
 Excellent coverage, ¼ wave, 9' elements. 50' connecting cable and mounting bracket. Shpg. Wt. 7 lbs.

WIRED AND KIT FORM POWER SUPPLIES FOR MOBILE USE OF CB-1

- 6-VOLT VIBRATOR POWER SUPPLY**
 KIT: model VP-1-6, Shpg. Wt. 4 lbs.....\$7.95
 WIRED: model W-VP-1-6, Shpg. Wt. 4 lbs.....\$11.95
- 12-VOLT VIBRATOR POWER SUPPLY**
 KIT: model VP-1-12, Shpg. Wt. 4 lbs.....\$7.95
 WIRED: model W-VP-1-12, Shpg. Wt. 4 lbs.....\$11.95

FREE Send now for latest Heathkit Catalog describing in detail over 100 easy-to-assemble kits for the Hi-Fi fan, radio ham, boat owner and technician.



*pioneer in
do-it-yourself
electronics*

HEATH COMPANY / BENTON HARBOR 10, MICH.

Da subsidiary of Daystrom, Inc.

Send latest Free Heathkit Catalog.

All prices and specifications subject to change without notice. Please include postage on orders to be shipped parcel post. 20% deposit is required on all C.O.D. orders. All prices are NET F.O.B. Benton Harbor, Mich., and apply to Continental U.S. and Possessions only.

NAME _____

ADDRESS _____

CITY _____ ZONE _____ STATE _____

QUAN.	MODEL NO.	KIT NAME	PRICE

whose resistance changes, in a nonlinear fashion, incidentally, with a change in temperature. The temperature affecting the resistance may arise externally or it may come from current flowing through the thermistor. In the case of these thermistors you see on the bench, an increase from -60 to plus 150 degrees centigrade will cause the resistance to fall from about 2000 ohms to one ohm."

"That sounds dandy for measuring temperature, but I don't see how they can be used to measure wind velocity."

"Keep listening and you will."

"I'VE arranged two matched thermistors and two resistors—one variable—in a bridge circuit," Jerry explained as he sketched the familiar diamond-shaped bridge circuit. "These two top legs are the thermistors; the two bottom legs are the resistors. Here's a battery in series with a switch connected between the common junction of the two thermistors up here and the common junction of the two resistors at the bottom. A d.c. meter connects from this left-hand thermistor-resistor junction across to the right-hand thermistor-resistor junction."

"Now, when the variable resistor is properly adjusted to equal the fixed resistor, the battery current divides equally between the left and right sides of the bridge. Since the same current flows through each thermistor, any resistance change in one is duplicated by the resistance change in the other, and the bridge stays in balance. Voltage drop along the two sides is identical, and no current flows through the meter."

"How do you know the thermistors in your bridge are matched?"



"Because I matched 'em. I put the bridge in the freezer where the temperature is below zero and then put it in that light-bulb-heated oven and brought the temperature up to 150 degrees. I kept repeating this test with different combinations of thermistors until I found two that would go through the temperature swing with practically no indication of current through the meter at any point. You satisfied?"

"Yep, but how does the thing measure wind velocity?"

"As you can see, one thermistor is mounted inside this aluminum can with tiny holes in the top and bottom to permit outside air to filter very slowly through. The other thermistor is mounted out in the open so wind can blow around it freely. When battery current flows through both thermistors, heating them, the heat is lost to the surrounding air. In a dead calm, the heat lost by the enclosed thermistor and the heat lost by the one outside in absolutely still air will be the same and no reading will show on the meter."

"However, when a wind is blowing, the heat from the exposed thermistor will be carried away; the harder the wind blows, the faster heat is lost. Heat lost by the enclosed thermistor in its artificial calm will remain the same. The wind-cooled thermistor will stay high in resistance while its hotter buddy inside the can will go lower in resistance, unbalancing the bridge and permitting current to flow through the meter. All we have to do is to calibrate this current-indicating meter in terms of wind miles per hour and we have a remote-indicating anemometer with no moving parts."

"I suppose this little wooden umbrella-shaped canopy is to keep the sun and rain from influencing the reading."

"Right. Actually the whole thing is pretty crude, but I want to put it up for a while and see how much rain and sun does affect it. This variable March weather is ideal for making such a study. Will you put it up?"

"Oh, I reckon," Carl said gruffly. "Quit stalling and get to the doctor."

ACTUALLY Carl was as eager as his friend to try out the new gadget, and he lost no time after Jerry had gone. It took but a few moments to fasten the device securely to the garage gable and to run the four-wire TV antenna rotor cable back into


(Continued on page 121)

Learn Radio-TV Electronics

*by Practicing
at Home in
Spare Time*

Without Extra Charge

You Get special NRI kits developed to give actual experience with Radio-TV equipment. You build, test, experiment with receiver or broadcasting circuits. Keep all equipment.



Have High Pay, Prestige, Good Future as a Skilled Radio-TV Electronic Technician

People *look up to* and depend on the Technician, more than ever before. His opportunities are great and are increasing. Become a Radio-TV Electronic Technician. At home, and in your spare time, *you* can learn to do this interesting, satisfying work—qualify for important pay.

A steady stream of new Electronic products is increasing the job and promotion opportunities for Radio-Television Electronic Technicians. Right now, a solid, proven field of opportunity for good pay is servicing the tens of millions of Television and Radio sets now in use. The hundreds of Radio and TV Stations on the air offer interesting jobs for Operators and Technicians.

More Money Soon—Make \$10 to \$15 a Week Extra Fixing Sets in Spare Time

NRI students find it easy and profitable to start fixing sets for friends a few months after enrolling, pick up \$10, \$15 and more a week extra spending money. Many who start in spare time soon build full time Radio-Television businesses.

Act Now—See What NRI Can Do for You NRI has devoted 40 years to developing simplified practical training methods. You train at home, learn by doing.

NATIONAL RADIO INSTITUTE
Wash. 16, D. C.



NRI Has Trained Thousands for Successful Careers in Radio-TV



Studio Engr., Station KATV.
"I am now Studio Engineer at Television Station KATV. Before enrolling, I was held back by limitation of a sixth grade education." **BILLY SANCHEZ**, Pine Bluff, Ark.



Has All the Work He Can Do
"I have repaired more than 2,000 TV and Radio sets a year. NRI training certainly proved to be a good foundation." **H. R. GORDON**, Milledgeville, Georgia.



Has Good Part Time Business
"Early in my training I started servicing sets. Now have completely equipped shop. NRI is the backbone of my progress." **E. A. BRENDA**, Tacoma, Washington.

▶ ▶ ▶ ▶ **SEE OTHER SIDE** ▶ ▶ ▶ ▶

Cut Out and Mail This Card—No Stamp Needed

Sample Lesson and Catalog Both Sent FREE

OLDEST & LARGEST HOME STUDY RADIO-TV SCHOOL
National Radio Institute
Dept. 6, Washington 16, D.C.

Please send me sample lesson of your Radio-Television Training and Catalog FREE. (No salesman will call.)

Name..... Age.....

Address.....

City..... Zone..... State.....

ACCREDITED MEMBER NATIONAL HOME STUDY COUNCIL



NRI SUPPLIES LEARN-BY-DOING KITS WITHOUT EXTRA CHARGE
Technical Know-How Pays Off in Interesting, Important Work



YOU BUILD Broadcasting Transmitter

As part of NRI Communications Course you build this low power Transmitter; learn commercial broadcasting operators' methods, procedures. Train for your FCC Commercial Operator's License.

YOU BUILD AC-DC Superhet Receiver

NRI Servicing Course includes all needed parts. By introducing defects you get actual servicing experience practicing with this modern receiver. Learn-by-doing.




YOU BUILD This 17 Inch Television Receiver

As part of your NRI course you can get all components, tubes, including 17" picture tube, to build this latest style Television receiver; get actual practice on TV circuits.

YOU BUILD Vacuum Tube Voltmeter

Use it to earn extra cash fixing neighbors' sets; bring to life theory you learn from NRI's easy-to-understand texts.



For Higher Pay, Better Jobs
Be a Radio-TV Electronic Technician



Broadcasting Offers Satisfying Careers

4000 TV and Radio stations offer interesting positions. Govt. Radio, Police, Two-Way Communications are growing fields. Trained TV-Radio Operators have a bright future.



Servicing Needs More Trained Men

Portable TV, Hi-Fi, Transistors, Color TV are making new demands for trained Technicians. Good opportunities for spare time earnings or a business of your own. Enjoy prestige.



J. E. Smith, Founder

Train at Home the NRI Way Famous for Over 40 Years

NRI is America's oldest and largest home study Radio-Television school. The more than 40 years' experience training men, the outstanding reputation and record of this school—benefits you many ways. Successful graduates are everywhere, in small towns, big cities. You train in your own home, keep your present job while learning. Let us send you an actual lesson, judge for yourself how easy it is to learn.

No Experience Necessary - NRI Sends Many Kits for Practical Experience

You don't have to know anything about electricity or Radio to understand and succeed with NRI Course. Clearly written, illustrated NRI lessons teach Radio-TV-Electronic principles. You get NRI kits for practical experience. All equipment is yours to keep. Mailing the postage-free card may be one of the most important acts of your life. Do it now. Reasonable tuition, low monthly payments available. National Radio Institute, Wash. 16, D.C.

NRI Graduates Do Important Work



NRI Course Easy to Understand
 "Opened my own shop before receiving diploma. I am independent in my own business." D. P. CRESSEY, Stockton, California.

Works on Color TV
 "NRI changed my whole life. If I had not taken the course, probably would still be a fireman, struggling along." J. F. MELINE, New York.

FIRST CLASS
 Permit No. 20-R
 (Sec. 34.9, P. L. & R.)
 Washington, D.C.

BUSINESS REPLY CARD
 No Postage Stamp Necessary if Mailed in the United States

POSTAGE WILL BE PAID BY
NATIONAL RADIO INSTITUTE
3939 Wisconsin Avenue
Washington 16, D.C.

See Other Side

SAMPLE LESSON
64-page CATALOG
both FREE

CHOOSE ANY 2
\$1.00 PACKETTES

FREE

WITH EVERY \$12 ORDER
During Lektron's Giant \$1 Sale!

ORDER BY BLACK-TYPE HEADLINES . . . PICK FREE \$1 ITEMS FROM BELOW

- \$25 SURPRISE PAK
Wide variety of radio 'n
popular electronic parts. \$1
- 70 TUBULAR COND'RS
20 values .0001 to .5
mf to 1000 VDC. Reg. \$10. \$1
- TRANS. RADIO BASIC
Has transistor & socket,
diode, loopstick. \$1
- 30 "SILVER" MICAS
1 & 5%. Asst. values. \$1
Fluor. made.
- 300-FT. HOOK-UP WIRE
18 thru 24. Glass, plas-
tic insul.; colors. 100 ft. \$1
- 60 RADIO-TV KNOBS
Colored, set screw types
too! 1/2" to 4". Some \$1.
- 1500 PCS. HARDWARE
Nuts, bolts, brackets, \$1
screws, etc. in shop pack.
- 3 HOBBY TRANSISTORS
For experiments, shop
use. Specs unknown. \$3 ea. \$1
- WORLD'S SMALL RADIO
Germanium kit; lasts for
life. All parts, instructions. \$1
- 12 GERMANIUM DIODES
For radio & TV. Glass \$1
sealed, long leads.
- 30 "SEALED" CIRCUITS
Built-in resistor coup-
ling networks. Reg. \$20. \$1
- 30 MOLDED COND'N'RS
.0001 to .1 to 1000
VDC. Oil, pore; rev. \$30. \$1
- 15 "GRAIN-O-WHEAT"
Lamps; by GE. 1.5VDC;
mini work. Worth 25c ea. \$1
- 35 TWO WATTERS
10 radio-TV val; 100
ohms to 500K 5% too. \$1
- 11-PC. NUTDRIVER SET
8 sizes: 3/16 thru
7/16. Lucite handle; ratchet. \$1
- 2 ELEC. MOTORS
1 1/2 VDC, 300 rpm. Perm.
magnet. 100's of uses. \$1
- 1" SQ. CRYSTAL MIKE
100 to 7000 cps. Sensi-
tive. For hideaway, etc. \$1
- 6 TRANSISTOR SOCKETS
With mtg brackets. For
PNPs, NPNs & submini tubes. \$1
- 20 PANEL PILOT LITES
Mini bay & screw types;
wide ass't. Neon too. \$1
- \$25 TRANSF. SPEC.
Handy reference asst
for hobbylists, repairmen. \$1
- 65 RESISTOR SPEC.
W.W., carbon, precision,
vari., 10 to 50W. \$1
- \$20 CONTROL PAK
Some w/switch, carbon
& W.W., for vol., 10 types. \$1
- 20 TWIST DRILL SET
In calibrated case; 1/16
thru 1/4". Elec. drills. \$1

- 60 PORCELAIN COND'S.
15mmf to .01mf, 25
vals. Hi-Q. NPOs, discs too. \$1
- 60 MICA COND'S/RS
Silvers & 1%, 20 vals.
.00025 to .01mf to 1000 V. \$1
- 60 SUBMINI COND'S.
Paper tubulars; long
leads. 1/2" x 1/4" asst. \$1
- \$30 ELECTRO PAK
10mf to 1000mf & 15
40V. Duals & triples too. \$1
- SUPER POWERED PHONE
Sens for transistor work.
2000 ohms; cord & plug. \$1
- 2 PNP TRANSISTORS
Mini types. Similar to
CK-722, 2N107. \$1
- 2 NPN TRANSISTORS
Worth \$3 ea. Useful in
100's of hobby projects. \$1
- 500 & 65 MIL RECT'FRS
Inc. most pop. units for
transistor & 110AC-DC work. \$1
- RADIATION DETECTOR
10Q. science use; for
detecting uranium. Reg. \$10. \$1
- 30 POWER RESISTORS
Vitrious, chip; 1 & 5%
etc. 10-50W to 10,000 ohms. \$1
- 24 PAINT BRUSHES
6" handles, 100% pure
bristles. 100's of uses. \$1
- 60 INSULATED RES'TRS
1/2, 1, 2W. Finest car-
bons made. 1 & 5% too. \$1
- 10 PANEL SWITCHES
Sensitive, rotary toggle
power, slide, micro. Reg. \$5. \$1
- 40 ONE PERCENT-ERS
Resistors; prec. carbon,
film, 1/2, 1, 2W. Reg. \$30. \$1
- 125 FT. MICRO-WIRE
For submini work. #24
to #32. Insul. tinned stranded. \$1
- 8 RCA PLUG-IN JACK SETS
Matched pairs. For tun-
ers, amps, recorders. \$1
- 60 CONDENSER SPEC.
Moldeds, mica, ceramic,
oil, paper, discs. \$15 value. \$1
- 3 FERRI LOOPSTICKS
New! Adj. broadcast
band for transistor radios. \$1
- 8 SIL. & XTAL DIODES
Inc. 1N21, 1N128,
1N82, etc. Some worth \$5. \$1
- 100 HALF WATTERS
Carbon resistors. 30
values. 1% too. \$1
- 15 LUCITE CARRYALLS
Snap top box types to
4" sq. For all parts. \$1


- HEARING AID PHONE
Crystal. With cord & \$1
plug. Use as mike too.
- 30 DISC COND'S/RS
10mmf to .01mf, 15
vals. Submini types too. \$1
- 8 ATOMIC LITE BULBS
No wiring or AC. Self-
charging. Glows in dark. \$1
- 15 "C-THRU" VIALS
With poly holders. For
transistor & submini parts. \$1
- "GIANT" SUN BATTERY
Worth \$6, 1 1/2" dia.
Uses sunray & AC lite energy. \$1
- 40 PRINTED CIR. PARTS
Boards, pulse, Xmas,
cond. sockets, res, chokes. \$1
- 6 ROLLS VINYL TAPE
In handy pak. 1000
uses. Strong adhesive; reg. \$5. \$1
- 50-FT. EXTENSION CABLE
For intercoms, spkrs,
etc. 2 cond. #18. \$1
- 60 PLUGS & REC'T'LS
Power, battery, audio; \$1
15 types.
- 2 SOLAR BATTERIES
Generates power from
Sun & "bulb" light. Reg. \$4. \$1
- 40 HI Q CONDENSERS
NPO's too. 20 values. \$1
Finest pore. Reg. \$9.
- 60 TERMINAL STRIPS
Solder lug type; 1 to
10 lugs. Used in elec. prot. \$1
- 60 PLUGS & REC'T'LS
Power, battery, audio; \$1
15 types.
- 60 COILS & CHOKES
RF, ant. osc, slug-tuned
& IF. 15 types. Reg. \$22. \$1
- 70 ONE WATTERS
Resistors incl 1 & 5%
carbons. 20 pop'l'r vals. \$1
- 40 TUBE SOCKETS
4-9 pins. Details, mini
types. Some shield, mica, cer. \$1
- 4 OUTPUT XMRS
50L6, 6K6, etc. Open
frame types. Some \$2.50 ea. \$1
- 2 SILICON RECTIFIERS
500 mil. Axial leads.
Size of 1w resistor. Reg. \$6. \$1
- 2 POWER TRANSISTORS
10 watts. For audio cir-
cuits in cars, etc. Reg. \$10. \$1
- 8 TRANS'I'R ELECTROS
For transistor power &
filtering circuits. Reg. \$9 ea. \$1
- 6-PC. JEWEL'R DRIVERS
SET; all metal. Swivel
heads. Hobby & mini work. \$1
- 10-IN-1 PAKETTE
Diodes, resistors, electros,
sockets, lites, wire, pots, \$1
knobs, strips, condensers.
- 2 TRANSISTOR TRANSF.
For carbon mikea, citizen
band prof. 1/2 x 1 1/2", 100 \$1
to 100,000 ohms. Reg.

FREE GIANT
BARGAIN CATALOG
WRITE FOR YOURS!

FREE!
HANDY CARRYALL
IN EVERY PAK!

ONLY \$12.88
FOR AN ALL
TRANSISTOR
PORTABLE

- With Built-in Speaker!
- With Two Antennas!



Reg. \$24.95 Elsewhere!
Complete with 9-volt bat-
tery, carrying case, ear-
phone, speaker, built-in
antenna for suburbs (tele-
scopic for rural).

Pocket or purse size (1 1/4 x
2 3/8 x 4 1/2). Range: 533 to
1605 kc. Plays for hours.
Ideal for vacations, sports,
stunt-ins, birthdays, gifts.

Shpg. wt. \$12.88
 1 lb.

- 10 WATT AMP KIT
For hi-fi systems \$14.88
- Tubes for amp
kit \$2.75
- MULTITESTER V-O-M
AC-DC: 1000 ohms per
V, 0-to-100 mills, 0-to-1
meg. With leads. \$6.99
- Radio Plays for Life
Ready to play; with
phone. No tubes, no trans-
istors, no batteries. 550
to 1650 kcs. (2 for \$5.50). \$2.99
- 6 Transistor* Radio
KIT! Basic 20 pcs.
incl. 1P's, osc coils, var.
cond. in-and-out transf.
sockets, instructions. \$4.99
- TUBE TESTER
Checks 400 tubes. Com-
plete, wired \$2.49
- MONARCH CHANGER
With hi-fi cartridge. \$19.99
- Same but with stereo
cartridge \$22.50
- 16-Element Conical
Snap-open type an-
tenna \$4.44
- PLUG-IN ANTENNA
Insert in 110VAC wall
socket to TV. Amazing! \$2.49

HOW TO ORDER
Minimum Orders—\$2

Include check or M.O. with sufficient postage; ex-
cess returned. C.O.D. orders 25% down; rated 30
days! Include postal zone!

My FREE PACKETTES are:


- Check each item wanted
- Return ad with order
- Avg. wt. 1 lb. per Pakette
- Each Pakette guaranteed

1. _____
2. _____

LEKTRON 135 EVERETT AVE.
CHELSEA 50, MASS.

$H^2 = A^2 + B^2$

NOW Science
shows you how to
Learn by "EAR"



ladies & gentlemen...

NOW YOU CAN LEARN AWAKE OR ASLEEP

Just think what it can mean to you in dollars and cents, confidence, success, fun to learn a language, speech, statistics, facts, figures, bridge, music, *anything*—OVERNIGHT . . . and learn it FASTER—RETAIN IT BETTER.

That's what *really* happens when scientifically proved Dormiphone "works" to train your memory for you awake and asleep . . . and what's more the Dormiphone not only puts your sleeping time to use, but helps you sleep more soundly as well. In addition, this amazing versatile instrument "plays" for you, too, provides fine entertainment with high quality stereo-reproduction for your greater enjoyment.

Get the scientific evidence about Dormiphone TODAY. Write, call for FREE Book, FREE Demonstration.

MODERNOPHONE, INC.
292-030 Radio City, N. Y. 20, N. Y. Circle 7-0830

Gentlemen: Please send me your FREE Book. I am interested in learning more about the DORMIPHONE and what it can do for me. No obligation—no salesman will call.

NAME
ADDRESS
CITY ZONE STATE

My main interest in Dormiphones is for:

- | | |
|--|---|
| <input type="checkbox"/> Language Learning | <input type="checkbox"/> Speech Improvement |
| <input type="checkbox"/> Memorization | <input type="checkbox"/> Sleep Inducement |
| <input type="checkbox"/> Habit Correction | <input type="checkbox"/> School or College Work |
| <input type="checkbox"/> Bridge Rules | |

PURCHASING A HI-FI SYSTEM?

Send Us
Your List of
Components
For A
Package
Quotation

WE WON'T BE UNDERSOLD

All merchandise is brand new, factory fresh and guaranteed.

Free Hi-Fi Catalog

AIREX RADIO CORPORATION

64-PE Cortlandt St., N. Y. 7

CO 7-2137

PARTIAL LIST OF BRANDS

- Altec Lansing
- Electrovoice
- Jensen • Hartley
- University • Stephens
- Acoustic Research
- Janszen
- Wharfedale
- Karison Cabinets
- Viking
- Concertone
- Bell • G. E.
- Weathers
- Harman-Kardon
- Eico • Pilot
- Sherwood
- Acrosound • Karg
- Fisher • Ferrograph
- Bogen • Leak
- Dynakit • Tandberg
- H. H. Scott
- Dual Changer
- Ampex • DeWald
- Revere • Challenger
- Wellensak • Pentron
- Garrard • Quad
- Miracord
- Glaser-Steers
- Components
- Rek-O-Kut
- Norelco
- Fairchild
- Pickering • Gray
- Audio Tape • Conrac
- Wellcor Cabinets

Citizens Band Transceivers

(Continued from page 104)

RAYTHEON MANUFACTURING CO.
100 River St., Waltham, Mass.

Model "RAYCOM"

Five-channel transceiver; operates from 12 or 32 volts d.c. or 117 volts a.c.; designed primarily for marine installa-




tions; adaptable for other applications; superhet receiver has automatic noise limiter.

RAYCOM\$179.50

REGENCY (Div. I.D.E.A., Inc.)
7900 Pendleton Pike, Indianapolis 26, Ind.

Model CB-27

Two-channel 4-tube transmitter coupled to 11-tube dual-conversion superhet receiver tunable over entire band; has




adjustable squelch, automatic noise limiter, pi-network antenna system; sensitivity 2 microvolts or better.

CB-27 (117 volts a.c.).....\$124.95
CBM-27 (12 volts d.c.).....\$124.95

SHELL ELECTRONICS MFG. CORP.
112 State St., Westbury, L. I., N. Y.

Model CB-12

Single-channel crystal-controlled transmitter; tunable superregenerative receiver; available in models for 117



volts a.c. and 12 volts d.c. or for 117 volts a.c. and 6 volts d.c.; 1 1/2" x 4 3/8" x 6 1/4".

CB-12\$79.95

TECRAFT SALES CORPORATION
Box 116, River Edge, N. J.

"Falcon" Model

Three transmitting channels coupled with 9-tube dual-conversion tunable receiver; pi-network output tuning permits matching any antenna; adjustable squelch, automatic volume control, series gate noise limiter; universal power



supply permits operation from all voltages; 13" wide, 4 1/2" high, 9 3/4" deep.


"Falcon"\$144.95

TRANSPACE INC.

12902 Foothill Blvd., San Fernando, Calif.

Model C-27A

Six crystal-controlled channels for transmit and receive;



superhet receiver with automatic noise limiter, adjustable squelch, 3 watts output.


C-27A (6 volts d.c. and 117 volts a.c.).....\$169.50
C-27A (12 volts d.c. and 117 volts a.c.).....\$169.50

UTICA COMMUNICATIONS CORP.

19 S. La Salle St., Chicago 3, Ill.

Model PT27 Town & Country

Single-channel unit with 12-tube receiver and two-tube transmitter; adjacent channel attenuation down 500 times;



power supply isolated from other stages to insure low noise level; adjustable squelch; operates from all voltages.


PT27\$159.50

VOCALINE COMPANY OF AMERICA, INC.

Old Saybrook, Conn.

Model ED-27 Commaire

Fixed-channel 8-tube dual-conversion superhet receiver with 0.1-microvolt sensitivity and high selectivity (± 5 kc.



The Beautiful Schober CONSOLETTA

—only small organ with two full 61-note key-boards and 22 stops. Requires only 2'x3'2" floor space! Commercial value approximately \$1500 or more.

BUILD THIS SUPERB Schober ORGAN FROM SIMPLE KITS and save over 50%!

Give Your Family A Lifetime of Musical Joy With A Magnificent Schober Electronic Organ!

Now you can build the brilliant, full-range Schober CONSOLETTA or the larger CONCERT MODEL with simple hand tools! No skills are needed; no woodworking necessary. Just assemble, clearly marked electronic parts guided by step-by-step instructions. You build from kits, as fast or as slowly as you please... at home, in your spare time — with a small table serving as your entire work shop.

ment you assemble is as fine, and technically perfect, as a commercial organ... yet you save over 50% on quality electronic parts, high-priced labor, usual store mark-up!

THE GREAT CONCERT MODEL meets specifications of **American Guild of Organists**

Free Booklet

Send for 16-page booklet in full color describing Schober organs you may build for home, church or school, plus articles on how easy it is to build

your own organ and how pleasant it is to learn to play. Also available is 10" LP demonstration record (price \$2.00 — refundable on first order). Send for literature. No obligation and no salesman will call.

Pay As You Build!

Start building your organ at once, investing just \$18.94! The superb instru-

Mail This Coupon For FREE Schober Literature And Hi-Fi Demonstration Record TODAY!



The Schober Organ Corp., Dept. PE-2
2248 Broadway, New York 24, N. Y.

- Please send me FREE full-color booklet and other literature on the Schober organs.
- Please send me the 10" hi-fi Schober demonstration record. I enclose \$2.00 (refundable on receipt of my first kit order).

Name.....
Address.....
City..... Zone... State.....

RADIO SHACK FLASH!

Send Coupon for Latest
FREE
ELECTRONICS CATALOG
 plus every new issue for 1960



For the newest and best in electronics equipment—stereo, hi-fi, ham radio, tapes—mail coupon today for Radio Shack's latest FREE 312 page catalog. Also get every new edition for next 12 months, Free. Satisfaction guaranteed or your money back. Mail coupon now.

Radio Shack Corp., 730 Commonwealth Ave.,
 Boston 17, Mass. Dept. 60C7

Send FREE Electronics Catalog—Also every new issue for 12 months, a full year's subscription Free.

Name _____
 Address _____
 Postoffice _____
 or City _____ Zone _____ State _____

TV PICTURE TUBES AT LOWEST PRICES

10BP4 \$ 7.95	16WP4 \$12.00	17TP4 \$17.00	21EP4 \$13.50
12LP4 8.50	16PT4 9.95	19AP4 16.00	21FP4 14.50
14B/CP4 9.95	17AVP4 12.50	20CP4 13.50	21WP4 14.00
16DP4 12.00	17BP4 9.95	20HP4 14.50	21YP4 14.50
16EP4 12.75	17CP4 17.00	21AP4 22.10	21ZP4 13.50
16GP4 14.50	17GP4 17.60	21ALP4 15.75	24CP4 23.50
16KP4 9.95	17HP4 12.50	21AMP4 15.75	24DP4 24.50
16LP4 10.95	17LP4 11.50	21ATP4 15.75	27EP4 39.95
16RP4 9.95	17QP4 9.95	21AUP4 15.75	27RP4 39.95

1 YEAR WARRANTY

Aluminized Tubes \$5.00 more than above prices. Prices include the return of an acceptable similar tube under vacuum. These tubes are manufactured from reprocessed used glass bulbs. All materials including the electron gun are brand new.

ALL PRICES FOB CHICAGO, ILLINOIS. Deposit required, when old tube is not returned, refundable at time of return. 25% deposit required on COD shipments. Old tubes must be returned prepaid. Tubes shipped Rail Express.

WRITE FOR COMPLETE LIST

—PICTURE TUBE OUTLET—
 3032 MILWAUKEE AVE., CHICAGO 18, ILLINOIS
 Dickens 2-2048

T.V. TAPE RECORDING

by George B. Goodall (48 pp. illus.) TE-48
 Learn about the amazing new field of the future. Methods and techniques of Video Tape Recording, just published. Price \$1.00

HOW TO GET THE MOST OUT OF TAPE RECORDING, by Lee Sheridan (TE-28) 128 pp., illus. For the professional recordist, describes developments in stereo and tells how to buy and operate a tape recorder, legality of wire taping, etc.

TAPE EDITING AND SPLICING (TE-24) 24 pp. illus. \$3.35 Write for FREE catalog!

Robins Industries Corp. At Dealers Everywhere!
 Flushing 54, N. Y. Att: Miss Carol

at points 6 db down); 4-tube single-channel transmitter with high-level modulation; transistorized power supply; adjustable squelch circuit; 5 1/4" high, 9 1/4" wide, 8 1/4" deep; 11 lb.; operates on 117 volts a.c. and 6 volts d.c. or 117 volts a.c. and 12 volts d.c.

Commaire ED-27\$179.50

WIGHTMAN ELECTRONIC ENGINEERING CO.
 Easton, Md.

Model WE-PT1 (photo below)


Single-channel transmitter and receiver; crystal-controlled transistorized superhet receiver with r.f. stage and two i.f. stages; crystal-controlled transistorized transmitter with 100 milliwatts input to the oscillator; powered by eight self-contained 1 1/2-volt batteries; 9 3/4" x 3 1/2" x 2 3/4"; 2 1/4 lb.; includes speaker-microphone and built-in antenna.

WE-PT1\$149.50

WORLD RADIO LABORATORIES
 3415 W. Broadway, Council Bluffs, Iowa


Model ECBK Kit

Single-channel crystal-controlled transmitter; tunable super-



regen receiver with i.f. stage; operates on 117 volts a.c. or 6 or 12 volts d.c. (with separate power supply).

ECBK Kit\$39.95



Ray Jefferson 905



Wightman WE-PT1

See pages 103-104 for specifications



Philmore TC-11



Maxwell 27C

Carl and Jerry

(Continued from page 114)


the basement through a casement window. There he connected two of the wires to the battery-and-switch combination, and the other two were connected to the milliammeter. When the switch was thrown, the meter indicated up-scale; and Carl was fascinated by the way the meter reading kept step with the roar of the March wind outside. He was still watching the meter when Jerry came in the door.

"You're still kind of fat in the face," Carl remarked critically, "but you look better. Could he save the tooth?"

"He can if he wants to; I left it with him," Jerry replied breezily. "He yanked it out, and it didn't hurt a bit."

"Just wait until that dope starts dying out," Carl said with the voice of experience. "Your gadget is working fine, Jer. Watch how the meter pointer moves up every time the wind bends the tops of those trees through the window there—hey, that's funny," he broke off. "It was working swell, but look at the crazy way it's behaving now."

The meter was acting strangely. No longer did the pointer keep step with the roar of the wind. First it bobbed up and down the scale erratically and then began backing off scale below zero. Finally it settled firmly against the left-hand stop



and refused to budge until Carl opened the switch; then it came to rest on zero.

"Something's gone wrong out there. You stay here and watch the meter while I go have a look," Carl suggested.

He had hardly reached the top of the outside basement stairs when he began shouting: "Call the fire department! Call

Get This Valuable Book

FREE



Just For Examining COYNE'S New Set

"Applied Practical Radio-Television"

on 7 DAY FREE TRIAL!

Yes, you get our big Diagrams book, FREE! It's like a road-map that shows you the way to easier Radio-TV repair. Needed by every serviceman. Complete 11x22" Schematic Diagrams on many Radio and TV sets help cut servicing time. Includes simple instructions on how to use diagrams and picture patterns. This book is yours FREE for asking to see Coyne's great new 7-book set, "Applied Practical Radio-Television!"

AT LAST! MONEY-MAKING "KNOW-HOW" ON TRANSISTORS, COLOR TV AND SERVICING

Coyne's great 7-volume set gives you all the answers to servicing problems—quickly! For basic "know-how" that's easy to understand you'll find everything you want in Volumes 1 to 5 on over 5000 practical facts and data. Every step from fundamentals to installing, servicing and trouble-shooting all types of radio and TV sets. So up-to-date it includes the latest on COLOR TV and UHF. All this plus Volume 7—**TRANSISTOR CIRCUITS**—the most complete book ever published on the applications of transistors in electronics. New! Set has colorful design, washable covers.

EXTRA! 868 Page TV Encyclopedia Included! For speedy, on-the-job use, you also get Volume 6—famous Coyne CYCLOPEDIA. Answers problems on servicing, alignment, installation, etc., in easy ABC order. Use this 7-volume TV-RADIO LIBRARY FREE for 7 days; get the Servicing Book FREE!

FREE!
5 YEARS
OF VALUABLE
SUPPLEMENTS



With your set you also get Coyne's annual Supplement Service FREE for 5 years. Keeps your set up-to-date on everything that will be new in radio, television, electronics and electricity.

NOW!
7 BIG BOOKS
IN ONE GREAT SET!



SEND NO MONEY!

Just mail coupon for 7-volume set on 7 days free trial. We'll include book of 150 TV-Radio Patterns & Diagrams. If you keep the set, pay \$3 in 7 days and \$3 per month until \$27.25 plus postage is paid. (Cash price, only \$24.95.) Or you can return the library at our expense in 7 days and owe nothing. YOU BE THE JUDGE. Either way, the book of TV-Radio Patterns is yours FREE to keep! Offer is limited. Act NOW!

FREE BOOK—FREE TRIAL COUPON!

Educational Book Publishing Division
COYNE ELECTRICAL SCHOOL, Dept. 30-PE
1501 W. Congress Pkwy., Chicago 7, Ill.

YES! Send 7-Volume "Applied Practical Radio-Television" for 7 days FREE TRIAL per your offer. Include TV-Radio Patterns & Diagram Book FREE.

Name ARE

Address

City Zone State

Where Employed

Check here if you want library sent C.O.D. You pay postman \$24.95 plus C.O.D. postage on delivery. 7-day money-back guarantee.

Educational Book Publishing Division
COYNE ELECTRICAL SCHOOL

1501 W. Congress Pkwy., Dept. 30-PE Chicago 7, Ill.


March, 1960

121

CUT HOLES IN 1-1/2 MINUTES

(OR LESS)

with Greenlee
Chassis Punches



Many sizes . . . quickly make smooth, accurate holes in metal, hard rubber, or plastics . . . for sockets, plugs, controls, meters, panel lights, etc. Easy to use, simply turn with a wrench. Write today for free literature.



GREENLEE TOOL CO.
1783 Columbia Avenue, Rockford, Ill.



CITIZENS BAND TWO-WAY RADIO by GROVE



FREE with this unit, shock mounted CB mobile antenna \$8.95 Val.

TOPS IN TRANCEIVERS

- HANDSOME TWO-TONE CABINET
- ASTATIC CERAMIC MICROPHONE
- PLATE MODULATED TRANSMITTER
- PLUG IN 3RD OVERTONE CRYSTAL
- SUPER REGEN RECEIVER PLUS RF AMPLIFIER
- FCC FORM 505 INCLUDED
- HIGH Q CERAMIC COILS
- 2 1/2 WATTS OUTPUT
- HI-SENSITIVITY
- 3 MODELS—6 Volt—12 Volt—110 Volt

KIT **\$39⁹⁵** WIRED **\$59⁹⁵**

Order direct or write for name of nearest distributor


GROVE ELECTRONIC MFG. CO.
4103 W. BELMONT CHICAGO, ILL.

the fire department! Kreuger's barn across the alley is on fire, and is it ever going!"

Jerry rushed upstairs and called the fire department, and then he ran out in the back yard. By this time the old two-story frame barn across the alley was a mass of flames; and blazing shingles were sailing all around. Long tongues of flame reached across and licked at Jerry's garage.

The fire department came roaring up and started playing water on the burning barn and the other buildings nearby, but the fire was not put under control until it had burned the high tension wires overhead in two.

"Boys, that was close," the fire chief said to Carl and Jerry. "If the thing had had ten minutes more start with this wind, that whole row of garages could easily have



gone. It certainly is a good thing you spotted it when you did. How did you happen to see it?"

"Well, we were kind of tipped off by a sort of fire detector we had installed on our garage roof," Jerry explained lamely. He knew from bitter experience the difficulty of trying to describe the working of electronic equipment to people without an electronic background.

"Actually it's not hard to figure what happened," he said to Carl after the chief had gone and the two boys were walking back to their laboratory. "The wind was blowing right from the fire toward our garage. When a tongue of flame would lick over and slu-u-urp that exposed thermistor, the can would protect the enclosed thermistor from the quick increase in temperature. As a result, the exposed thermistor got hotter than the enclosed one, and this made the meter read backward."

"JER, old buddy," Carl said as he laid an affectionate arm across his friend's shoulders, "the thing I like about you as an

inventor is that you always invent something. Of course, you may set out to invent a thermistor anemometer and end up with a jim-dandy fire detector; but, by golly, you come up with something! Man, you're the most!"

"Thanks, pal—I think!" Jerry answered as he grinned crookedly up with his still swollen face at his friend.

—30—

Portable Utility Amplifier

(Continued from page 85)

input jacks. Set gain control *R1* for the desired volume level and switch *S1* to the high or low impedance settings depending on the unit being tested. If in doubt, try *S1* in both positions.

To test speakers or low-impedance headphones, simply plug them into jack *J5* and flip output impedance switch *S3* to 4 or 8 ohms. High-impedance headphones can be tested but will give low volume.

Many other applications are possible for this versatile instrument. For example, it will serve as a low-power p.a. amplifier, a guitar amplifier, or as a booster for low-volume transistor portables. And it won't be hard to find dozens of other uses.

—30—

HOW IT WORKS

Audio signals applied to one of the four input jacks (*J1* to *J4*) are coupled through input switch *S1* to *Gain* control *R1*. The input circuit normally has a low impedance, but it can be changed to a high input impedance by switching resistor *R3* in series with the *Gain* control. Input signals are applied to the base of preamp stage *Q1*. Stabilized base bias is furnished *Q1* by voltage-divider *R2-R4* in conjunction with emitter resistor *R5*, bypassed by *C2*. Resistor *R6* serves as the collector load, with stage decoupling provided by *R7* and *C3*.

The amplified signal developed across *R6* is coupled through *C4* to the driver stage, *Q2*, with the primary winding of driver transformer *T1* serving as *Q2*'s collector load. Transformer *T1* has a dual job: it matches *Q2*'s moderate output impedance to the relatively low input impedance of the push-pull stage and supplies the out-of-phase signals needed to drive the push-pull power amplifier, *Q3-Q4*.

The small base bias required by the output stage for class AB operation is furnished by the d.c. drop across *R13*, stabilized by unbypassed emitter resistors *R14* and *R15*. The power amplifier stage is coupled to its load through impedance-matching transformer *T2*. A negative feedback signal is obtained from *T2*'s secondary and coupled back through blocking capacitor *C5* and *Tone* control *R11* to *Q2*'s collector.

Output transformer *T2* has a tapped secondary to provide a choice of output impedance values. The signal delivered here is coupled through the speaker impedance switch *S3* and closed-circuit output jack *J5* to the loudspeaker's voice coil. When a plug is inserted in *J5*, the speaker circuit is opened and the output signal can be delivered to an external load.

Lloyd Darknell

World's BIGGEST BUYS IN SupereX Kits

"the house the hams built!"



MODEL DYN
\$5.63
Net

Prompt
Shipment
from
the
Center
of
the
U. S. A.

TRANSISTOR RADIO KIT

Includes black and gold portable case, extra sensitive transistor and diode, variable capacitor for tuning, "loopstick" for sensitivity, pre-punched chassis board. Complete with earphone, battery and all parts. Simple, illustrated instructions. Shp. wt.: 3½ lbs.

Complete
Lines
of
Parts,
Tools,
Accessories

TRANSISTOR RADIO DELUXE

Power house, vest pocket radio. Famous "loopstick" insures max. reception anywhere. No antenna or ground needed. Gold plated, printed circuit board, hi "Q" flat loopstick, hi-fi earphone and easy illustrated instructions included. A real bargain. Shp. wt.: 3 lbs.



MODEL YP
\$11.73
Net

"THE TWIN" RADIO KIT

Kit includes pre-punched chassis board, loopstick, capacitor, matched transistors and diode, tuning dial, advanced circuit, portable plastic case with gold grille. Complete instructions. Phone and battery included. Can be built by anyone; no soldering. Shp. wt.: 3½ lbs.

Only
10%
Down
Easy
Terms




MODEL TNT
\$7.34
Net

FREE
200-Page
Catalog
Send Today



TRANSISTOR PORTABLE RADIO

Features pre-punched chassis, gold plated printed circuit board, four transistors and diode, transistor loopstick, 2½" loud speaker, earphone Jack. Compact and portable. Easy to build, complete illustrated instructions included. All necessary parts, complete. Shp. wt.: 3 lbs.



MODEL TR4-K
\$17.95
Net

CITIZENS BAND 2-WAY RADIO KIT

- ALL PARTS, NO TESTS,
\$39.95

PE-3
WORLD RADIO LABORATORIES

3415 W. BROADWAY • PHONE 2-0277
COUNCIL BLUFFS, IOWA

Rush me: Free Catalog More Kit Information. Enclosed is my check for the DYN, \$5.63 VP, \$11.73 TNT, \$7.34 TR4-K, 17.95 Citizens Kit, \$39.95

NAME: _____
ADDRESS: _____
CITY & STATE: _____

BIG MONEY

IN THE **4** CORNERS OF THE WORLD!

in TELEVISION, RADIO, ELECTRONICS, RADAR, SONAR

ONLY CHRISTY OFFERS COMPLETE TRAINING!

Investigate the Christy Complete Course. Why be satisfied with less? CTS Shop Method, Home Training makes learning easy. You learn by working with actual equipment. You receive Comprehensive training from the start. Can EARN AS YOU LEARN. You become qualified to open your own Electronics Repair business or to gain high pay as a TV, Radio, Electronics, etc., Technician.

19 TRAINING KITS INCLUDED! You receive a Multi-Tester, Oscillator, Signal Tracer, Oscilloscope, Signal Generator, Electronic Timer, Regenerative Radio, 24" TV set (optional) and other valuable testing equipment. **FREE BOOK** and **TWO FREE LESSONS** yours for the asking! No obligation.

CHRISTY TRADES SCHOOL
3214 W. Lawrence Ave., Dept. T-314
Chicago 25, Ill.



SEND for 3 FREE BOOKS



CHRISTY TRADES SCHOOL, Dept. T-314
3214 W. Lawrence Ave., Chicago 25, Ill.

Please send me the 3 FREE BOOKS and Special Form for PAYING LATER from EARNINGS MADE WHILE LEARNING.

NAMEAGE.....

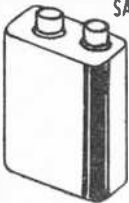
ADDRESS

CITYZONE.....STATE.....

9 VOLT BATTERY LASTS 2 YEARS!!

RECHARGES OVERNIGHT FROM A.C. OUTLET SAVES BUYING UP TO 5 BATTERIES EA. YR.

Use for the popular transistor radios!



Equivalent to: Burgess 2U6, Eveready 216, Ray-O-Vac 1604, Mallory M1604, RCA VS323, NEDA 1604.

New, 1960 battery never runs down — powers your radio all day — recharges at night from any A.C. outlet while you sleep. Plays over 20 hours continuous from one recharging. 100-150 Recharges.

SEND ONLY \$2.00

(cash, ch, mo) and pay postman \$2.99 COD (plus charges) on arrival, or send \$4.99 complete postpaid delivery. Sent complete with AC-DC charger — ready to use. Guaranteed. No extras to buy.

Free Catalog

ALCO 3 WOLCOTT AVE (LAWRENCE MASS) ELECTRONIC PRODUCTS INC.

TRAIN for SUCCESS with CENTRAL Electronics TV and RADIO

Read about opportunities for electronic technicians in giant aero-space industry, radar, television, computers, atomic energy, etc. Published by leading midwestern technical institute — offering resident and home study courses.

FREE BOOK

Airlines

- Learn how to qualify as
- Airline Station Agent,
- Reservationist, Passenger
- Agent, Radio Operator, etc.
- Fly the jets.
- Nation-wide placement service.

FREE BOOK

ACCREDITED BY NHSC

CENTRAL TECHNICAL INSTITUTE (Est. 1931)
Dept. A-30, 1644 Wyandotte Street, Kansas City 8, Missouri

Test Instruments

(Continued from page 88)


audio generator is shown in Fig. 14(A) and that of the Heathkit AG-10 sine-square generator in Fig. 14(B).

The Knight-Kit generator provides five steps of output attenuation and the Heath offers four. The somewhat more complicated Heath circuit (it's a "ladder" attenuator) results from Heath's desire to have a constant output impedance (600 ohms) on the three lower ranges.

Knight's attenuator is a straightforward voltage divider, each step down providing one-tenth the voltage of the previous step. This voltage division corresponds to steps of 20 db and the Knight-Kit's five knob positions are conveniently marked from 0 to 80 db. Zero db does not mean that there is no output, but rather serves as a reference point. When the attenuator is set at 0 db, the actual voltage at the output terminals depends on the setting of the *Output Level* control.

Metering. When you test an amplifier with an audio generator, there are a number of things you want to know about the outputs of the signal generator. Usually the waveshape, frequency, and amplitude are the important factors. Occasionally you'll be concerned with the output impedance of the generator, the percentage of distortion, the rise time of the square wave, etc., but basically the first three factors mentioned are the significant ones.

The waveshape and the frequency you can take more or less for granted, as they



"Of course, I don't have much in the way of equipment . . ."

Joe Brown

will correspond to the setting of the generator's controls; but how about the amplitude of the output signal? Since the voltage output of the generator does vary somewhat with load, it would be handy to know exactly what voltage the generator is putting out. Frequency response runs and gain measurement both require a known input signal to the amplifier under test. Of course, a standard VTVM or even VOM will generally serve to measure generator output, but when you want to find out if an audio generator is putting out 5 or 8 millivolts, then either an audio VTVM has to be brought into the act or your generator has to have metering built in.

Although some of the more expensive laboratory audio generators have a full-fledged audio VTVM built in, such elaborate measures aren't really required. Heath uses a sensitive meter in its Model AG-9A which monitors the audio signal by tapping in after the output control (where the signal is still high enough to give a usable deflection of the meter needle) but before the attenuator. See Fig. 15.

Occasionally you'll come across generators with other features and "accessories." The more expensive units, particularly, have all sorts of special "built-in's." Before you buy a generator, it's a good idea to check the circuit and the controls so you can judge how meaningful they will be to you in your particular applications. Don't be swayed by a couple of extra knobs that will do nothing more for you than clutter up the panel of the instrument. —30—

Transistor Topics

(Continued from page 94)


ful for "transmitter hunts" at hamfests. He has achieved operating ranges up to one mile.

Transistor *Q1* is a *p-n-p* r.f. unit employed in the common-emitter arrangement as a crystal-controlled oscillator. Operating power is furnished by a small battery, and the signal is radiated from a short whip antenna.

Construction is straightforward and should be non-critical. Bill used a Raytheon Type 2N416 for *Q1*. A 1.5- to 2.5-mhy. (*RFC1*) choke serves as a collector load. A 9-volt transistor battery, such as a Burgess Type 2N6, may be used as a power source (*B1*); battery polarity should be re-

March, 1960


biggest
sound
you ever heard from
a bookshelf speaker
AUDAX CA-60
\$59.95 only
9"x10½"x18"



Among many individuals, there is a need to minimize on the space to be devoted to a component stereo system. A rash of "bookshelf" types have appeared in an attempt to meet this need. In practice, however, they seem neither fish nor fowl...either too large for compactly spaced bookshelves or too small for use as free-standing units.

The AUDAX CA-60 is a true bookshelf speaker system, measuring only 9" high by 10½" deep by 18" wide. It houses a 6" woofer and separate tweeter in a ducted-slot enclosure constructed of ¾" thick wood, finished in oiled, hand-rubbed walnut on four sides. The grille is shaped in an attractive parabolic contour, giving the unit a character which blends with a variety of surroundings.

A real powerhouse...handles 20 watts in integrated program material! Hear it at your dealer's.

DO YOU KNOW ABOUT THE FULL
LINE OF AUDAX-ENGINEERED
REPLACEMENT SPEAKERS AND
COMPLETE SPEAKER SYSTEMS? 

AUDAX—Division of Rek-O-Kut Co., Inc.
Dept. PE3, 38-19 108th St., Corona 68, N. Y.

Please send full information on:

- Model CA-60 and Other Systems
- Audax Replacement Speakers
- Enclosed is 25¢ for book of 6 plans "How to Build Your Own Audax Enclosure"

Name _____

Address _____

City _____ Zone _____ State _____

Morhar Export Corp., 458 Broadway, N. Y. 13
Atlas Radio Corp., 50 Wingold Ave., Toronto, Can.

 **YOU NEED THIS**

FREE GIANT 1960 B-A CATALOG



204
KING-SIZED
PAGES

EVERYTHING
IN RADIO
TV AND
ELECTRONICS

100'S OF
NEW ITEMS
LISTED HERE
FOR 1st TIME

21 PAGES
OF BARGAINS
NOT IN ANY
OTHER CATALOG

BURSTEIN-APPLEBEE CO.

Dept. PE, 1012 McGee St., Kansas City 6, Mo.

Send Free 1960 B-A Catalog No. 601.

Name.....

Address.....

City..... State.....

**SEND
FOR IT
TODAY**

versed if an *n-p-n* transistor is used. Whip antenna length will vary somewhat with exact frequency of operation and, therefore, with crystal frequency; WV6ICY uses an 18" "whip" and a 3-mc. crystal.

In some cases, circuit operation may be improved by applying a small bias to *Q1*'s base. Do this by connecting a 1-megohm, ½-watt resistor between the base and B-. Experiment with the bias resistor value for optimum performance.

Product News. One of the nation's leading producers of semiconductor devices, the International Rectifier Corporation (1521 East Grand Ave., El Segundo, Calif.), has introduced a low-cost 100-ampere silicon rectifier assembly designed for battery charger applications. Assembled on a flat metal heat sink equipped with mounting holes, the unit consists of two silicon junctions incorporating successive layers of humidity-resistant insulating resins and sealants, assuring optimum operation over a temperature range from -20 to +130°C. Detailed technical data is given in Bulletin SR-210, available on request from the manufacturer.

New buses now being produced by GMC's Truck and Coach Division are equipped with a fluorescent lighting system which provides 12,000 lumens with a total power consumption of only 400 watts, compared to the old-style incandescent system which supplied only 7000 lumens while requiring 620 watts. A 13½-pound transistorized inverter converts the bus d.c. power into the a.c. required for fluorescent lamp operation. Five tubes serve to replace 28 lamp bulbs





YOURS FREE-
**THIS BIG WALSCO
ELECTRONICS PRODUCTS
CATALOG!**

Send postcard today for your free copy of Walsco's 64-page Catalog 59... or ask for one at your distributor.

WALSCO ELECTRONICS MFG. CO.
Division of Textron Inc.
Western Plant: Los Angeles 18, California
Main Plant: ROCKFORD, ILLINOIS, U. S. A.
In Canada: Atlas Radio Corporation

ENGINEERING DEGREES

E.E. Option Electronics or Power
Degree Courses in Liberal Arts
Business Administration—Accounting
Also through HOME STUDY
Pacific International College of
Arts & Sciences
Primarily a correspondence School
Resident classes also available
5719-W Santa Monica Blvd.
Hollywood 38, California

Microwave mixer diodes are being made by Sylvania Electric Products for frequencies up to 1500 mc.

Now available at electronics parts stores, hi-fi salons, and record shops!

Stereo-Monophonic
Test Record

Specially packaged
at only

\$1.59

(\$.98 in Canada)



As a man who is seriously interested in hi-fi, you will certainly want to take advantage of this new and important test record, now on sale at electronics parts stores, hi-fi salons, and record shops. It will enable you to know your system inside-out. As a result, your listening enjoyment will be even greater than ever before.

This Stereo-Monophonic Test Record is the most complete test record of its kind—containing the widest range of essential check-points ever incorporated into one test disc! And, best of all, you need no expensive test equipment when you use this record! Just listen and get the thorough results you want—all checks can be made by ear!

This special test record brings you an extraordinary 2-way value. First, it guides you in evaluating the quality of reproduction your equipment now produces. Second, it specifies the adjustments necessary to get the best recorded sound you have ever heard! This is easily the best value of the year for everyone who owns a hi-fi system—either monophonic or stereo!

NOW ON SALE EXCLUSIVELY AT ELECTRONICS PARTS STORES, HI-FI SALONS AND RECORD SHOPS!

You can be sure this Stereo-Monophonic test record comes as close to perfection as is humanly possible, because the editors of **ELECTRONICS WORLD** — leading technical magazine in the field of electronics—have poured their accumulated know-how into this record. Purchase your record today! (If you find your dealer does not yet have a supply available, ask him to order them for you.)

SPECIAL NOTE TO DEALERS: for information on ordering your supply of records, contact Ziff-Davis Publishing Company, Direct Sales Division, One Park Avenue, New York 16, N. Y.

Here are some of the questions this record will answer for you!

- ✓ *How good is my stylus? Is it worn? Will it damage my records?*
- ✓ *What about my stereo cartridge? Does it have enough vertical compliance so that it won't ruin my expensive stereo records?*
- ✓ *Is my turntable running at the right speed? Is it free of rumble, wow, and flutter?*
- ✓ *What sort of standing waves do I get in my listening room?*
- ✓ *Are my speakers hooked up correctly? Are they phased properly, and is the correct speaker connected to the right stereo channel?*
- ✓ *How perfectly is my system equalized?*
- ✓ *What about separation? Is it adequate?*

TUBE REPLACEMENT GUIDE

EVERYONE who uses vacuum tubes NEEDS this new 1960 Expanded Edition TUBE GUIDE.

Contains over 2700 substitutes for over 1500 tubes, including radio & TV receiving tubes, tubes used in Hi-Fi & Stereo, foreign tubes and TV picture tubes.



All tubes suggested for substitution have characteristics similar to those they are to replace, FIT INTO SAME SOCKET & NEED NO WIRING CHANGE.

Two chapters cover complete listing of TV Pix tube replacements including newest 110° tubes.

Substitutes given for over 225 foreign tubes. Last chapter lists transistor substitutes. The

only complete GUIDE featuring all receiving tube substitutions WITHOUT SOCKET CHANGING OR REWIRING. This valuable book will save you TIME & MONEY and permit operation of your set even though original tubes are unobtainable.

Guaranteed Money Back in 5 Days if Not Satisfied

RUSH COUPON NOW!

H. G. CISIN, Consulting Engineer—Dept. P-42
Amagansett, N. Y.
Enclosed find \$1. Rush TUBE REPLACEMENT GUIDE.

Name
Address
City Zone State

\$1 Post-paid

in a large bus, with each tube having a life expectancy 15 times greater than that of regular lamps.

Sylvania Electric Products, Inc. (730 Third Ave., New York 17, N. Y.) has announced a new silicon microwave diode designed for microwave mixer applications at frequencies up to 1500 mc. A point-contact type, the unit has a conversion loss of only 5.5 db and is expected to improve the performance and effective range of radar and missile tracking systems in which it is used.

Tunnel diodes are available as experimental samples from both G.E. and RCA. Current prices are quite high, since units are virtually handmade, but prices are expected to drop as soon as production problems are ironed out and one or more regular production lines are started.

The "Cine-Voice" 16-mm. motion picture camera produced by the Television Specialty Company, Inc. (350 West 31st St., New York 1, N. Y.) is now equipped with a built-in transistorized amplifier, permitting "one-man" handling of sound-on-film shooting assignments.

And that's the story for this month.

Low

EASY TO LEARN CODE

Learn to increase speed with an Instructograph—the Radio-Telegraph Code Teacher that takes the place of an operator-instructor and enables anyone to master code without further assistance. Available tapes from beginners alphabet to typical messages on all subjects. Speed range 5 to 40 WPM. Always ready—no QRM. Thousands have "acquired the code" with the Instructograph System. Write today for convenient rental or purchase plans.

INSTRUCTOGRAPH COMPANY
4713 SHERIDAN ROAD, CHICAGO 40, ILLINOIS
357 West Manchester Ave., Los Angeles 3, California



GET INTO ELECTRONICS

V.T.I. training leads to success as technicians, field engineers, specialists in communications, guided missiles, computers, radar, automation. Basic & advanced courses in theory & laboratory. Assoc. degree in 29 mos., B. S. obtainable. ECPI accredited. G.I. approved. Graduates with major companies. Start Sept., Feb., Dorms, campus. H. S. graduates or equivalent. Catalog.

VALPARAISO TECHNICAL INSTITUTE
Dept. PE VALPARAISO, INDIANA

Say You Saw It in Popular Electronics

Print Your Own



Cards, Stationery, Advertising, Circulars, labels, photo and movie titles, church work, tags, etc. Save money. Sold direct from factory only. Raised printing like engraving, too.

Own a Printing Business

Print for Others, Good Profit. Have home shop. Junior press \$15; Senior \$29 up. We supply everything. Easy rules. Pays for self in short time. Write for free catalog of outfits and all details. KELSEY PRESSES, C-10 Meriden, Conn.

Kelsey
Presses

Add a Tuning Meter

(Continued from page 54)

clear, then deflects down as the station is detuned. Between stations, the meter pointer will be at zero.

In tuning, you should always have the a.f.c. switch set at "off." When the tuning meter indicates correct tuning, switch the a.f.c. on to "lock in" the station.

Adapting Other Tuners. Wiring other tuners for operation with a tuning meter should be equally as simple. The vast majority of tuners use either a ratio detector (like the FM-4) or a Foster-Seeley detector, both of which are easily adaptable for meter operation. See Fig. 3.

The only component which is required other than the meter is a resistor to limit the amount of current through the meter. The value of this resistor should be low enough to allow the meter to deflect $\frac{3}{4}$ of its scale. Start off with about 300,000 ohms and work your way down until the desired amount of deflection is obtained. Excessive needle swing should be avoided since the meter could be damaged by excessive current.

—50—

Short-Wave Monitor Registration

Each day the mailman brings more and more applications for Short-Wave Monitor Certificates, which indicates that more and more hobbyists are joining our short-wave listening fraternity. Total to date: over 13,000. If you have not registered yet, fill out the form below and send it with a *stamped, self-addressed, business envelope* to: Monitor Registration, POPULAR ELECTRONICS, One Park Ave., New York 16, N. Y. Please include ten cents to help cover the cost of processing your certificate.

(Please Print)

Name

Address City State

Receiver Make Model

 Make Model

Principal SW Bands Monitored Number of QSL Cards Received

Type of Antenna Used

Signature Date

MICRO

ELECTRON TUBE

INTRODUCES FOR THE FIRST TIME ANYWHERE A SELECT STOCK OF USED TUBES AT A FABULOUS LOW PRICE

37¢ ea.

\$35 PER HUNDRED ASSTD.

San Surplus Tubes!

FOR any TUBE LISTED

ALL TUBES SENT POSTAGE PAID
Please send 25c handling for orders under \$5. Send 25% deposit on C.O.D. orders. Send approximate postage on Canadian and foreign orders.

MICRO

ELECTRON TUBE CO.

- Each and every tube is tested in our own laboratory for mutual conductance and life test.
- We guarantee FREE replacement for one year of any tube purchased from us which fails to function efficiently under any or all operating conditions. Prompt refunds are made on any defective merchandise.
- The advertised tubes are not necessarily new, but may be electrically perfect factory seconds or used tubes—each is clearly so marked.

0A2	5X8	6BH6	6SF5	7Z4	19B06C
0Z4	5Y3GT	6BJ6	6SF7	12A8	19J6
1A7GT	5Y4Q	6BK5	6S7	12AQ5	19T8
1B3GT	5A7	6BK5	6S7	12AT6	24A
1H4Q	6A8	6BK7	6S7	12AT7	25AV5
1H5GT	6A8A	6BL7GT	6S7	12A7	25BQ6
1L4	6AC7	6BN6	6S7GT	12A6	25DN6
1L6	6AF4	6BQ6GT	6S7	12A7	25L6GT
1N5GT	6AG5	6BQ7	6S7	12A7	25W4GT
1Q5GT	6AG7	6BY3G	6S7	12A7	25Z6
1R5	6A4GT	6BZ6	6T4	12A7	25Z6
1S5	6A4GT	6BZ7	6T4	12A7	25Z6
1T4	6A4S	6C4	6U6	12A7	25Z6
1U4	6A4S	6C4	6U6	12A7	25Z6
1U8	6A4S	6C4	6U6	12A7	25Z6
1V2	6A4S	6C4	6U6	12A7	25Z6
1X2	6A4S	6C4	6U6	12A7	25Z6
2A3	6A4S	6C4	6U6	12A7	25Z6
2AF4	6A4S	6C4	6U6	12A7	25Z6
3BC5	6A4S	6C4	6U6	12A7	25Z6
3BN6	6A4S	6C4	6U6	12A7	25Z6
3BZ6	6A4S	6C4	6U6	12A7	25Z6
3C5B	6A4S	6C4	6U6	12A7	25Z6
3CF6	6A4S	6C4	6U6	12A7	25Z6
3E26	6A4S	6C4	6U6	12A7	25Z6
3F4	6A4S	6C4	6U6	12A7	25Z6
3Q4	6A4S	6C4	6U6	12A7	25Z6
3S4	6A4S	6C4	6U6	12A7	25Z6
3V4	6A4S	6C4	6U6	12A7	25Z6
4BQ7A	6A4S	6C4	6U6	12A7	25Z6
4BZ7	6A4S	6C4	6U6	12A7	25Z6
4ASB	6A4S	6C4	6U6	12A7	25Z6
5AT8	6A4S	6C4	6U6	12A7	25Z6
5AV6	6A4S	6C4	6U6	12A7	25Z6
5AW6	6A4S	6C4	6U6	12A7	25Z6
5BK7	6A4S	6C4	6U6	12A7	25Z6
5J6	6A4S	6C4	6U6	12A7	25Z6
5T6	6A4S	6C4	6U6	12A7	25Z6
5U4G	6A4S	6C4	6U6	12A7	25Z6
5U8	6A4S	6C4	6U6	12A7	25Z6
5V4G	6A4S	6C4	6U6	12A7	25Z6
5V6GT	6A4S	6C4	6U6	12A7	25Z6

WRITE DEPT. PE-3, FOR OUR FREE COMPLETE LIST OF TUBES & SPECIAL PURPOSE TUBES


WHAT DO YOU WANT TO KNOW ABOUT BUYING A SPORTS CAR?

How fast will the new Triumph go? How much does the Borgward station wagon cost? What's the braking efficiency of the new Jaguar? How does the Anglia stack up against the Volkswagen—and how do both rate against the Dauphine?

You'll find out in the 1960 SPORTS CARS ILLUSTRATED DIRECTORY! On Sale soon at your favorite newsstand or order by handy coupon below. Only \$1.00

HIGHLIGHTS:

- **ROAD TESTS GALORE:** Abarth Fiat; Austin Healy 3000; Ferrari 250 GT; Berlinetta Coupe; Maserati 3500 GT; MGA 1600; Corvette; Austin A-40; Rambler; Lark Sedan VI; many others!



- **COMPLETE BUYERS GUIDE—** All data, specifications, latest prices!

- **TIRE CATALOG**
- **SERVICE DIRECTORY**
- **Much, much more!**

Ziff-Davis Publishing Company
Department PE 360
434 S. Wabash Avenue
Chicago 5, Illinois

Please send me a copy of the 1960 SPORTS CARS ILLUSTRATED DIRECTORY. I enclose \$1.00, the cost of the DIRECTORY, plus 10¢ to cover mailing and handling charges. (Canada and Foreign, \$1.25 plus 10¢ postage.)

NAME _____

ADDRESS _____

CITY _____ ZONE _____ STATE _____

Communications Satellites

(Continued from page 44)

minorities—Greek drama, chess matches, lectures in differential calculus.

Asia and Africa have been flooded with inexpensive TV receivers, and Russian and U. S. satellites are engaged in a fierce ideological battle for uncommitted minds. (Long before the year 2000, the struggle to determine whether English or Russian becomes the world's dominant language will have been won or lost on this electronic battlefield.)

Mail is delivered anywhere on earth in less than a day. We write our letters on a special form. At the post office, the words are transformed into electronic signals which are transmitted via the mail satellite relay within a few millionths of a second. A high-speed printer on the other end turns the signals back into words, and the letter is delivered. The only delay is in getting it to and from the post office.

By 1980, the changes will be even more dramatic. Newspapers will be produced on demand in the home. All you will have to do is flip a switch on your facsimile printer and out will roll the sports page, the funnies, the news section, or any combination you select. You will have your own personal radio-telephone and you will be able to call any place on earth at a moment's notice. Most business conducted by personal contact back in 1960 will be handled over the video and facsimile channels in 1980. Of course, your telephone will have already been equipped with a TV screen for many years.

These wonders will begin to appear far earlier than most of us think. *Every one of the devices described above is already in use. Not one new invention or development will be needed to put any part of this system into operation.*

Businesses all over the country, for example, now have their own facsimile systems which transmit letters, pictures, and plans instantaneously from one plant or office to another. Miniature radios which could be used in a world-wide paging system have already been built. Complete engineering plans and specifications have been drawn up for an intercontinental mail system using equipment which is already available.

The only new ingredient we need to make all of these miracles available is long-



Send
**POPULAR
ELECTRONICS**
Every
Month

name _____

address _____

city _____ zone _____ state _____

- Check one: 3 years for \$10
 2 years for \$7
 1 year for \$4

Payment Enclosed Bill Me

In the U. S., its possessions and Canada. Foreign rates: Pan American Union countries, add .50 per year; all other foreign countries, add \$1 per year.

Mail to: **POPULAR ELECTRONICS**
 Dept. PE-360, 434 S. Wabash Ave., Chicago 5, Ill.

"hot" output terminals which are also mounted on the bottom of the can. The input and output leads should be well separated to keep the stage from oscillating.

The 6.3 volts at 0.3 amperes and the 125 volts d.c. at 17 ma. to power the booster may be obtained from the receiver accessory socket or from a small auxiliary power supply.

To put the booster in operation, connect your receiving antenna to its input terminals, and connect its output terminals to the receiver antenna/ground terminals through a short length of RG-59/U coaxial cable. The longest length of coax cable tried here was five feet.

Set the receiver dial to the center of the desired ham band and tune C1 for the greatest increase in background noise from the loudspeaker. Next, tune in a signal on the receiver and touch up C1 for maximum signal strength. C1 tunes near minimum capacitance for 29 mc., about 1/8-meshed on 21 mc., and about 3/4-meshed on 14 mc.

News and Views

Lou, HH2LD, President of the Radio Club d'Haiti, P. O. Box 943, Port au Prince, Haiti, asked me to tell you about the HH-20 Diploma awarded by the club to any ham working 20 HH (Haitian) hams since January 1, 1950. QSL cards are not required. Just send a list of your contacts to the above address with \$1.00, and Lou will do the rest; but you must have the secretary of your radio club certify your list. A sticker will be issued for each additional ten HH's worked. Three U.S. hams—W3AYD, K9AMD (the first YL to earn it) and W9EGQ—have received the certificate to date. And if W9EGQ can work 20 HH's, so can you. As it is written in French, I am not sure exactly what mine says, but it sure looks impressive on the wall.

"Where are the sevens?" asks **Neil S. Mishalof, WV2HVR/WA2HVR** (16), 1294 Diane Drive, Seaford, L. I., N. Y. In three months on the air, Neil's Heathkit DX-40, Hallicrafters SX-99, and a 40-meter folded dipole antenna have accounted for 37 states (34 confirmed) and seven foreign countries—but he has not worked a single W/K/KN7 yet. He manages to console himself with KC4USB, Antarctica, OK1EB, Czechoslovakia, and the like. . . .

Bill Suess, KN8QXF, 14522 Supena Rd., Cleveland Hts, Ohio, keeps his Heathkit DX-20 mostly on 40 meters, with an occasional visit to 15 meters. His record after two months on the air is 225 contacts in 20 states. His "hearing aid" is a Hallicrafters SX-110. . . . **Gene Mitchell, K3DSM**, 352 Woodley Rd., Merion Sta., Pa., works all bands, 80 through 2 meters and has 34 states and five countries worked. He uses a SX-99 receiver, plus an International FCV-1 converter for six meters. He transmits on a Heathkit Cheyenne and a home-built 20-watter.

LEARN WHILE YOU SLEEP!



Hypnotize self, others while asleep with amazing hypnotic phonograph records, tapes. Free catalog lists 200 unusual records, tapes & equipment for sleep-learning & hypnosis experiments. Sleep-Learning Research Ass'n., Box 24V Olympia, Washington.

**ENGINEERING
DEGREE IN
27 MONTHS**

B.S. degree (27 mo.): Aero., Chem., Civil, Elec., Mech. & Electronics. B.E. (36 mo.): Aero., Chem., Civil, Elec., Mech., Metallurgical. B.S. (36 mo.): Math., Chem., Physics. Preparatory courses. Demand for graduates. Campus. 20 bldgs., dorms, gym. Low rate. Earn board. G.I. app. Enter March, June, Sept., Dec. Catalog, 2330 E. Washington Blvd., Fort Wayne 2, Ind. Keeping pace with progress

INDIANA TECHNICAL COLLEGE



LOOK

NO FURTHER . . . IF YOU'RE UNHAPPY WITH "HI" HI-FI PRICES. WRITE FOR OUR UNUSUAL AUDIO CATALOG. **KEY ELECTRONICS CO.** 120-B Liberty St., N. Y. 6

Dick Wall, K6JMK (12), 628 Santa Barbara Ave., Millbrae, Calif., recently knocked the "N" out of his call and built a screen modulator for his DX-20. In five weeks, he has worked 25 states, including quite a few on the east coast. Dick receives with a Hammarlund HQ-100. . . . **Ken Spears, K5VYL** (17), 3102 Garland, Texarkana, Ark., racked up 32 states and Cuba in two months as a Novice, mostly on 40 and 15 meters using a Globe Chief 90A transmitter and a National NC-300 receiver. Ken will sked anyone needing Arkansas, and will help prospective hams get their licenses. . . . **Tom Morgali, KN7IUF**, Moneta, Wyoming, runs 75 watts to a DX-40 transmitter, and he receives on a National NC-188. His record is 22 states worked, all confirmed.

Robert "Cactus" Gay, K4YMB (19), 402 College Ave., Scottsboro, Ala., uses a DX-40 transmitter with a plate modulator on 40 and 75 meters, and a DX-35 on 15 and 10 meters. He uses a Heathkit VF-1 VFO to control the frequency of either transmitter by throwing a switch that actuates a relay to connect the VFO to the desired one. Cactus has two receivers, a Hallicrafters S-53A equipped with a Heathkit Q-Multiplier, and an S-38D with an extra i.f. stage for increased sensitivity and selectivity. He has worked 42 states, mostly on phone. . . . **Rodger Skinner, KN3JMP**, 1205 Atlantic Ave., Monaca, Pa., runs 50 watts to a Johnson Adventurer transmitter feeding a 40-meter dipole about 17' high. He receives on a Hallicrafters S-107. Rodger is another member of the where-are-the-sevens club—he has worked 35 states, Canada, and Australia, but he still is looking for his first seven. (See photos of K4YMB and KN3JMP on page 96.)

Martell Bolden, K0SAJ, 1110 W. 12th St., Des Moines, Iowa, built and used the 15-meter beam described in the May 1959 POPULAR ELECTRONICS (page 116) and found it worked swell when he was a Novice. He didn't try the phone band for some time after getting his General, but he now reports that it is equally good on phone, giving him 35 to 40 db over S9 reports with his WRL Globe Scout, running 50 watts. The beam cost him \$4.00 to build. The rotator cost \$16.00. Martell suggests varnishing the cane poles with boat varnish for long life.

Ed Franklin, KN9UBK, 1600 George St., Logansport, Ind., has worked 28 states in 31 days on 80 and 40 meters using a 75-watt, home-built transmitter lent to him by K9AYF and an S-107 receiver. Ed does most of his operating around 3:00 a.m. on weekends. . . . **John Garcia, K6VLC**, Hq. Bat., 19th Arty., Fort Ord, Calif., just passed his General exam. With his Johnson Challenger transmitter feeding a dipole 40' high, and a Hallicrafters SX-99 receiver, his record as a Novice is 45 states and 66 countries, all confirmed. He hopes to do better when he gets out of the Army. . . . **Wayne Gregory, Jr., KN7SYQ**, 7722 1A N.E., Seattle 15, Wash., offers himself as proof that there are hams in the seventh call area. He has a Heathkit AR-3 receiver and an old Hallicrafters HT-17 transmitter.

That uses up our space until next month. As always, I would like to hear your news and views, and see your construction projects. 73, Herb, W9EGQ

CLASS "D" CITIZEN BAND CRYSTALS



3rd Overtone: Hermetically Sealed
.005% tolerance—Meet F C C requirements, 1/2" pin spacing—.050 pin diameters. (.093 pins available, add 15c per crystal.)

\$295 EACH

22 CHANNELS
(add 5c per crystal for postage and handling)

The following Class "D" Citizen Band frequencies in stock (frequencies listed in megacycles): 26,965, 26,975, 26,985, 27,005, 27,015, 27,025, 27,035, 27,055, 27,065, 27,075, 27,085, 27,105, 27,115, 27,125, 27,135, 27,155, 27,165, 27,175, 27,185, 27,205, 27,215, 27,225.

Matched crystal sets for Globe, Gonset, Citl-Fone and Hallcrafters Units . . . \$5.90 per set. Specify equipment make.

RADIO CONTROL CRYSTALS

in HCG/U HOLDERS—SIX FREQUENCIES

In stock for immediate delivery (frequencies listed in megacycles: tolerance .005%, 1/2" pin spacing, .050 pin diameter, (.093 pins available, add 15c per crystal.) Specify frequency desired.

26,995, 27,045, 27,095, 27,145, 27,195, 27,255 **\$295** EACH

(add 5c per crystal for postage and handling)

Send for FREE CRYSTAL CATALOG WITH OSCILLATOR CIRCUITS

ASK YOUR PARTS DEALER FOR TEXAS CRYSTALS

See big red display . . . If he doesn't stock them, send us his name and order direct from nearest factory.

OUR FLORIDA PLANT NOW IN OPERATION
ORDER FROM NEAREST PLANT

TEXAS CRYSTALS

Texas Crystals, Dept. P-30 5838 West Grand Avenue OR River Grove, Illinois Phone: GL 3-3555
Texas Crystals, Dept. P-30 1000 Crystal Drive Ft. Myers, Florida Phone: WE 6-2100

ALL ORDERS SHIPPED 1st CLASS MAIL

The 15,000-buck stereo cartridge

New stereo records buck a phono needle up, down and sideways...change its direction as many as 15,000 times a second! If the cartridge isn't up to this rough-riding, it grinds away at the record.

What's the answer? A ceramic cartridge with high compliance—the ability to stay on course—plus low tracking pressure. Sonotone's "8TA" stereo cartridge has both. Tracking pressure? Less weight than this page. Performance? You'll hear the difference when you get Sonotone.

Prices of Sonotone Stereo Cartridges start at only \$5.45 (including mounting brackets).

FREE! "Stereo Simplified" booklet — tells you how stereo operates. Write to:

Sonotone CORP.

Electronic Applications Division, Dept. C3-30

ELMSFORD, NEW YORK



**SELL YOUR USED
EQUIPMENT Through
POPULAR ELECTRONICS'
Classified Columns!**

The 320,000 purchasers of POPULAR ELECTRONICS are always interested in good used equipment or components. So, if you have something to sell, let PE readers know about it through our classified columns. It costs very little: just 50¢ a word, including name and address. Minimum message: 10 words.

For
further
information
write:

Martin Lincoln
POPULAR ELECTRONICS
One Park Avenue
New York 16, N. Y.

engineering degree in 27 months

Grasp your chance for a better life. Rapid advancement. Better income. BACHELOR OF SCIENCE DEGREE IN 27 MONTHS in Elect. (Electronics or Power major), Mech., Civil, Aero., Chem., Engineering. IN 36 MONTHS in Business Administration (General Business, Acctg., Motor Transport Mgt. majors). Small classes. More professional class hours. Well-equipped labs. Campus. Dorms. Modest costs. Year-round operation. Founded 1884. Enter July, Sept., Jan., Mar. Write J. D. McCarthy, Director of Admissions, for Catalog and "Your Career in Engineering and Commerce" Book.

TRI-STATE COLLEGE

3630 College Avenue
Angola, Indiana

On the Citizens Band



By **TOM KNEITEL**, 2W1965

CITIZENS BAND organizations, or clubs, are generating considerable interest throughout the country, so this month we'll give you a thumbnail sketch of what's happening in one of the many local groups. It's the one that I belong to, but it could just as well be any CB club in any city.

New York, as you may know, is more than just a city: it consists of five associated boroughs, or sections, in each of which there are local CB clubs. Most of the members of these organizations also belong to the United Citizens Banders, Inc. (Class D), a national organization located at 79 Garden St., Hoboken, N. J.

Our local group, in the Queens section of the city, is called "The Five-Watt Wizards." We get together every few weeks for a gabfest about CB problems, both on a local and national basis. We've made arrangements with a number of electronic stores for member discounts, and our club newspaper lists equipment for sale by members. A very useful service has been the "relay" system, whereby members' base stations stand watch on assigned frequencies during specified periods to aid mobile stations in getting through to their own out-of-range base stations.

We have set up our own self-policing network, and our monitors are constantly sending reports of illegal and improper CB operation to monitoring headquarters, run by Al Schabhuttl, 2W2297. Al compiles and studies the various reports and then decides what action should be taken—either to make a telephone call to the erring operator, or to run him down with direction-finding equipment and report him to the FCC. "The 5WW's" have already been responsible for FCC action against a number of unlicensed and illegally operated CB stations, and our work has been written up in local newspapers.

Our dues are low and go mainly for paying the tab for a meeting hall and for coffee. Members have contributed their

Always say you saw it in—POPULAR ELECTRONICS

own services in providing letterheads and other office supplies. Like many others, our club is helping to build an organized and orderly Citizens Band.

We got a look at the Polycomm II a few weeks ago and we're happy to report that if you need a rig that can take a beating, this is for you. "Solid" isn't the word for it—it's like an armored truck with tubes and crystals. It's the only unit we've

FLASH!

Just before press time we attended a big pow-wow of CB equipment manufacturers which took place at the National Motor Boat Show at the Coliseum in New York City. The purpose of the meeting was to select and suggest, on an unofficial basis, various CB channels for marine use.

It was decided that Channel 9 be utilized as the "Commercial (coastal) Working Channel," the "Non-Commercial (inland) Calling Channel," and the "Secondary Non-Commercial Channel." Channel 13 will do the honors as the "Primary Non-Commercial Channel."

This ties in roughly with Ron Cohen's suggestion for a "national CB calling and emergency channel" which we mentioned here a few months ago. We'd like to see Channel 9 used as a calling frequency for all stations, whether they be base stations or mobile units. Contact would be made on 9 and then the stations would switch to another channel to handle the message (leaving 9 clear).

We'll go into this whole subject a little more deeply in the next issue—just thought you'd like to see an honest-to-goodness news-flash-type scoop from your CB Editor.

come across that has no relay in the transmit-to-receive switching circuit, and the familiar push-to-talk "click" is conspicuous by its absence. There's a nice series-gate noise limiter which can be switched on and off—good for mobile installations. And it's got four transmit-receive channels.

Your help is requested with a little private survey we're conducting. Please drop us a post card and let us know the channel numbers of the busiest "personal communications" CB frequencies in your call area.

Numerous potential commercial users would like to avoid these channels like the plague, and certainly "personal" users won't have any objections to this idea. When we have the survey completed, we'll run it here for your information. —30—

March, 1960



***FREE**

Fill in coupon for a FREE One Year Subscription to OLSON RADIO'S Fantastic Bargain Packed Catalog — Unheard of LOW, LOW, WHOLESALe PRICES on Brand Name Speakers, Changers; Tubes, Tools, Hi-Fi's, Stereo Amps, Tuners and other Bargains.

NAME _____
 ADDRESS _____
 CITY _____ ZONE _____ STATE _____

If you have a friend interested in electronics send his name and address for a FREE subscription also.

OLSON RADIO CORPORATION

805 S. Forge St. Akron 8, Ohio

FOR 11 METER OPERATION
the hy-gain
CITIZEN BAND ANTENNAS

Model 113-G

\$36.95

the Citizens Beam



Three element citizens band beam provides 8:5 DB forward gain (multiplies power 7 times; makes 5 watt citizens transceiver equivalent to 35 watts). For long range point-to-point communications. Commercial duty construction of light weight 7/8" to 3/4" O.D. aluminum elements and 1 1/2" O.D. galvanized steel boom. Completely factory pre-adjusted and gamma matched for perfect 52 ohm match. Boom length 8', longest element approximately 16.5' weighs only 18 pounds. Positive grip "U" bolt attaches to any mast up to 1 1/2" in diameter. Makes possible long distance communications up to 50 miles and more. Rotate with any TV rotor. Model CC-50 Coax Kit for Beam \$8.95

Other *the hy-gain* Citizen Band Antennas

- Citizens Whip, Model CW \$ 6.95
- Citizens Dipole, Model CD 12.95
- Citizens Mobile, Model CM 11.95
- Heavy Duty Ground Plane, Model GP-1.... 32.50
- Citizens Ground Plane, Model CGP 18.95


SEE YOUR NEAREST DISTRIBUTOR OR WRITE FOR FREE BROCHURE

the hy-gain antenna products

1135 NO. 22ND • LINCOLN NEBRASKA

135

ASSEMBLE YOUR OWN
**WALKIE-TALKIE
RADIOPHONES**



**New Improved Model for
27 mc Citizens Band**

Electronic Chassis ONLY **\$24⁹⁸** post-paid

- Meets FCC requirements for new class "D" citizens band radio-telephones.
- License easily obtained on application by any U. S. citizen 18 years or over. No tests to take.
- Transmits and receives one to several miles depending on obstructions and elevation.
- Assembled unit is completely portable and requires no external connections. Operates from self contained batteries obtainable at your local radio store.
- Electronic chassis is wired, tested, guaranteed and includes crystal controlled oscillator, R.F. power amplifier, audio modulator, receiver with R.F. stage, and a new transistorized audio booster stage for extra loud reception plus a complete set of tubes and transistor.
- Radio receiver is tunable to any of the 22 channels by a single control knob. Features ultra-high amplification, automatic volume control and noise clipping.
- Instructions and photographs are supplied with each chassis for completing the walkie-talkie as illustrated. Accessories are not included but are available at low cost.

FREE R.F. power indicator kit with each order.

SEND YOUR ORDER TODAY. INCLUDE POSTAL MONEY ORDER FOR FAST DELIVERY. C.O.D.'s REQUIRE \$5.00 DEPOSIT. N. Y. City residents add sales tax.

SPRINGFIELD ENTERPRISES

Box 54-E-3

Springfield Gardens 13, N. Y.

LEARN

**RADAR MICROWAVES
COMPUTERS • TRANSMITTERS
CODE • TV • RADIO**

HAVE THE ADVANTAGE OF PERSONALIZED
CLASSROOM INSTRUCTION
(No correspondence courses)

PHILADELPHIA WIRELESS TECHNICAL INSTITUTE
1533 Pine St. Phila. 2, Penna.

A non-profit corp. founded in 1908

Write for Free Catalog to Dept. P-360

**Say You Saw It
in
POPULAR ELECTRONICS**

IS YOUR ENGLISH HOLDING YOU BACK?

I have helped thousands of men and women who have not had college training in English to become effective speakers, writers, and conversationalists. With my new C.I. METHOD you can stop making mistakes, build up your vocabulary, speed up your reading, develop writing skill, learn the "secrets" of conversation. Takes only 15 minutes a day at home. Costs little. 32-page booklet mailed FREE. Write TODAY! Don Bolander, Career Institute, Dept. E-1043, 30 E. Adams St., Chicago 3, Illinois

Understanding Ham Lingo

(Continued from page 89)

The ham who calls "CQ" is looking for a contact with any station that cares to answer. A "CQ DX" call indicates that he wants distant stations only to answer.

A "QRM" or "QR Mary" is interference caused by other stations, and "QRN" is interference caused by atmospherics or electrical disturbances in the ether. The latter is usually called "QR Nancy." A ham in South Africa might never know why you weren't copying him if you didn't use a phonetic to distinguish between QRM and QRN. When the northern lights are at their peak, operation is almost impossible. (There is a name for the Aurora Borealis which is never used on the air.)

A signal with "QSB" is an unsteady or fading signal. Many amateur operators call it "QS Baker."

The "Q" signals are used by Morse code operators to save time. All amateur operators must know the code in order to get through the FCC exams. When an amateur states that he came up from the "c.w." band, he means that he moved up from the continuous-wave or Morse code section of the radio spectrum. "QRX" originally meant to move up or down the frequency a little to a clear spot, but has now also come to mean "please stand by."

A "QRT" means that you are going to stop transmitting, and a "QSL" is a special post card acknowledgment of a contact. A "QSO" is a contact. And a "pipeline" QSO is a very clear, static-free conversation; when you make one of these, you are said to be "burning a hole through it."


Another expression indicating pleasurable listening is "armchair copy." And when one ham desires to meet another ham in person, he wants an "eyeball QSO."

A contact that lasts an hour or more becomes a "rag-chew." Any amateur is eligible for a rag-chewer's certificate to hang on his wall provided that he is recommended by another amateur who is a member of the "Rag-Chewer's Club."

A ham's children are called "junior operators" or, sometimes, "harmonics." The word "hi," or "hihi" is used in lieu of laughter; it had its origin with Morse Code operators who found this the best way to laugh in code.

And so it goes, OM. BCNU on the band one of these clear nights.

-30-



39 ALL-NEW PROJECTS PLUS A SHORT COURSE ON TRANSISTORS— ALL YOURS IN THE 1960 ELECTRONIC EXPERIMENTER'S HANDBOOK

ON SALE NOW—ONLY \$1.00

You won't want to miss the 1960 edition of the **ELECTRONIC EXPERIMENTER'S HANDBOOK!** It's more interesting, more informative, more fun than ever before. In addition to 39 exciting projects—alone worth the low cost of \$1.00!—you'll get a special bonus section on **UNDERSTANDING TRANSISTOR CIRCUITS**—an actual course in the 'how' and 'why' of transistors!

These are some of the projects you can build from the complete diagrams and easy-to-follow drawings in the 1960 **ELECTRONIC EXPERIMENTER'S HANDBOOK**:

SPECIAL TRANSISTOR PROJECTS

- Transistorized Sound Level Meter
- Pocket Marine Receiver
- Transistorized Power Supply
- Two Special Perforated Board Projects

RECEIVERS YOU CAN BUILD

- Police Special Receiver
- VLF Long Wave Receiver
- Glass Jar Crystal Receiver
- Transistorized Regenerative Receiver
- Black Box that hears Missiles

PROJECTS FOR THE HAM AND SWL

- Citizen's Band Transceiver

- Solar Powered 40-Meter Transmitter
- Cascode RF Unit
- Transceiver Noise Suppressor
- Nifty Novice 15 Meter Transmitter
- Trans-6 Super-Regenerative Receiver

PROJECTS FOR YOUR HI-FI

- Electrostatic Tweeter
- Stereo Tape Transistor Preamp
- One Transistor Microphone Mixer
- Stereoplex

PROJECTS FOR FUN

- Robot Pup
- 8-Sided Dice
- Transistor Amp for Toy Telephone
- Transistor 2-Way Power Trumpet
- Electronic Fish Lure

PROJECTS FOR YOUR SHOP

- Transpack H.V. Power
- Q-Square Transistor Generator
- Experimenter's Variable Power Supply
- Transistor Signal Generator
- Multipurpose Checker
- Sine Wave Test Generator

Buy your copy of the 1960 **ELECTRONIC EXPERIMENTER'S HANDBOOK** at your newsstand or electronics part store—or use the handy Order Coupon below!

Ziff-Davis Publishing Company
Department PE 360
434 S. Wabash Avenue
Chicago 5, Illinois


Please send me a copy of the 1960 **ELECTRONIC EXPERIMENTER'S HANDBOOK**. I enclose \$1.00 plus 10¢ to cover mailing and handling charges. (Canada and Foreign \$1.25 plus 10¢ postage).

Name _____

Address _____

City _____ Zone _____ State _____

**THE VERY
FINEST
CITIZENS'
RADIO...**



Farming,
delivery or
fleet operation



Car-to-office
or home
communication



Boat-to-boat or
ship-to-shore
communication

FREE
Color Brochure
WRITE TODAY

Messenger from **\$129⁷⁵**

- Anyone can operate—license issued by FCC on request!
- 23 channel Class "D" Band coverage—choose 1 of 5 channels by flip of switch!

Designed for 10 watts—limited to 5 for Citizens' Radio. Excellent receiver sensitivity and selectivity. Built-in Squelch, Automatic Volume Control, and Automatic Noise Limiter. With tubes, microphone, and crystals for 1 channel.

Available from authorized Johnson Distributors—installation and service at all General Electric Communications Service Stations.

E. F. JOHNSON CO
126 Second Ave. S.W. • Waseca, Minn.

• Please rush me your full color brochure describing the Viking "Messenger" Citizens' Transceiver.

NAME _____
ADDRESS _____
CITY _____ STATE _____

Nuclear Kilowatts

(Continued from page 52)

transfer, and cycles the resulting steam through a turbine. The turbine rotates and turns the armature of an electric generator. And the electricity produced by the generator follows the normal paths of power distribution until it eventually ends up powering your television set or electric egg-beater.

Super-Furnace? Now a question arises: isn't this whole nuclear reactor thing really a sort of super-furnace?

Well, yes. That's very much what it is. And when a nuclear reactor is used to drive a submarine, it's still much the same type of thing.


But isn't that something like basing all of electronics on a power supply fed by lightning rods? Right. There is no such thing today as a true atomic power supply. What we have are furnaces that "burn" radioactive material in much the same way other furnaces burn coal and oil. They produce heat which we handle with the same techniques that were established when steam power was the bright promise of tomorrow.

In order to convert atomic energy into heat, we refine radioactive materials, package them in precise ways, coax them into producing controlled nuclear reactions, and then we harness the heat produced by these reactions. And we're pretty good at doing this, considering the state of the art. But the art is not very economical.

Cost Comparison. When the pioneering reactor at Shippingport, Pa., went into operation, it produced electricity at a cost of five and a half cents for ten kilowatt hours. The same amount of electricity can be produced by a competing coal-fired generating plant for half a cent. Granted, Pennsylvania is a state with anthracite to burn, but the Atomic Energy Commission's figures indicate that by 1980—the year the AEC expects nuclear-generated electricity to equal today's conventional power output—the proportion of conventional generating plants to nuclear ones will be greater than it is today. The fact is that we have many more efficient ways of producing and harnessing heat than by nuclear fission.

In England, where the local coal supply is nearly exhausted, reactor-generated electricity is just barely able to compete with conventional power. Nor is any other

**YOUR COPIES OF
POPULAR
ELECTRONICS
ARE VALUABLE**



**KEEP THEM NEAT . . . CLEAN . . .
READY FOR INSTANT REFERENCE!**

Now you can keep a year's copies of POPULAR ELECTRONICS in a rich-looking leatherette file that makes it easy to locate any issue for ready reference. Specially designed for POPULAR ELECTRONICS, this handy file—with its distinctive, washable Kivar cover and 16-carat gold leaf lettering—not only looks good but keeps every issue neat, clean and orderly. So don't risk tearing and soiling your copies of POPULAR ELECTRONICS—always a ready source of valuable information. Order several of these POPULAR ELECTRONICS volume files today. They are \$2.50 each, postpaid—3 for \$7.00, or 6 for \$13.00. Satisfaction guaranteed or your money back. Order direct from:

JESSE JONES BOX CORP. Dept. PE
(Established 1843)
Box 5120 Philadelphia 41, Pa.

country in the world doing any better. Poland, for example, has a new—presumably Russian-designed—reactor, resembling England's Calder Hall type, which can be tapped for power. But although the prototype Calder Hall design has many good features, it is one of the earlier, less efficient, types of reactors.

In general, Russia and her side of the fence seem to be a little behind ours when it comes to peaceful uses of atomic energy. Nobody, but nobody, has "atomic power." What a lot of people have is superheated steam which happens to have been produced by neutrons bouncing around inside a reactor rather than burning coal or oil.

Atomic "Kites." Why, then, are we spending so much money on atomic power plants when they are clearly inefficient and uneconomical? Every ingenious method of getting *around* some reactor-operation limitation is actually an admission that we don't know the way *through*; we don't know how to tap the atomic energy directly. We only know a rather clumsy way to drain off the energies resulting from the clash of atoms upon each other.

Reactors are the Ben Franklin kites of the true "atomics" that is to be. We have to fly these "kites"—as expensive as they are—because the only way we can learn about reactors is by building and using them. All nuclear reactors everywhere, no matter how they are used, are part of a vast research program. And no research program operates at a profit.

Looking at it another way, the basic atomic reactor today is like a cage holding a powerful animal we've brought back from a strange country. We build the cage as stoutly as we can and pad the walls to keep the animal from crashing out or injuring itself. We insert interior bars to restrict its movements to the path we want. We connect an eccentric arm to the movable cage floor which the animal rocks as it paces back and forth. The animal moves, the floor moves, the arm moves, a shaft turns—and we've got power. It's clumsy and inefficient, but it's the best we can do—so far.

Right now, you might say, we're designing some pretty ingenious cages. But we will really enter the age of atomic power when we get the animal out of its cage and put its shoulders directly to the wheels of industry. How? Only time and research will tell.



WALL FEED makes neat, weather-proof antenna lead-in to attic or crawl space. Easy to install.



2-SET COUPLER lets you operate two TV sets at one time, from one antenna. Install in attic or basement.

See the complete Mosley line of accessories for neat, flexible TV wiring. Send for Catalog 59.



"I once took a JENSEN NEEDLE out of his paw."

AT LAST!
The book with YOU in mind

FUNDAMENTALS OF ELECTRONICS

By **NORMAN LURCH**

State University of New York, Farmingdale

Here's a brand new book aimed straight at you, if you're interested in all of electronics. Not just radio, not just TV, not just computers, but the whole vast field is covered. Armed with this material you're equipped to tackle any branch of electronics.

For instance, it covers tubes and transistors equally—they're both vital today. Tough ones like the decibel question get extra space. And there are many home study problems to help you along. Neither high school stuff nor heavy engineering, this book is paced just right for the man with a technician's know-how. Published 1960. 631 pages. \$8.25

Check it out for 10 days—FREE! WRITE

JOHN WILEY & SONS, Inc.
440 Fourth Avenue New York 16, N. Y.



MOBILE-FIXED CONVERTER

POLICE • FIRE • CITIZENS' BAND

#315A is a practical converter for emergency use. Easily installed. Tuning range approximately 12 MC in the 26-50 MC band—30 MC in the 108-174 MC band. Designed for mobile or home use. **\$13.95**

Available crystal controlled up to 54 MC. **\$18.95**

Also available crystal controlled up to 162 MC. **\$22.50**



#316A VARIABLE CONVERTER. Front panel tuning permits rapid change between separated signals over 10 MC range in 26-54 or 108-174 MC bands. **\$19.95**

#331B Crystal controlled converter for use with 12 V. Transistor type car radios, 26-50 MC. Can be installed in seconds. **\$24.50**

Other models for 108-162 MC available.

Full line of converters and receivers for every application.

ORDER TODAY or WRITE for LITERATURE

KUHN ELECTRONICS
20 GLENWOOD CINCINNATI 17, OHIO

Short-Wave Report

(Continued from page 66)

George manages to log the real tough stations. I asked him the same question a few years ago when he visited me. He replied by sitting in front of my receiver and proving that I, too, could hear some of those stations if I would take the time and patience to dig them out. And in those two words—*time* and *patience*—lies the secret to a good portion of his outstanding success.

Club Notes. The Universal Radio DX Club has moved its headquarters to 109 Mesa Street, Vallejo, Calif. Nineteen bulletins a year are still being issued covering the short-wave broadcast and ham bands, and yearly dues are \$4.00.

The DX Shortwave Club is currently putting out an interesting bi-monthly bulletin which basically covers the short-wave bands but includes some news on other bands, including FM and TV, and articles for the amateur operator. For complete information on this club, which is now 1½ years old, you should write to Paul Pormen, Jr., WPE8ET, 5160 Mahoning Ave., Youngstown 9, Ohio.

From time to time we receive requests from various groups or individuals asking us to publicize their clubs. Quite often these clubs are only weeks (or even days) old. We prefer not to publicize any club until such time as it has a chance to "grow up" a bit. Past experience has proved that the large majority of new clubs only stay in existence a short time and then pass into oblivion.

So give your club a chance. Help it to grow slowly. When you have a sound organization, we will be pleased to mention it in this column.


Current Station Reports

The following is a resume of current reports received. At time of compilation all reports are correct. Stations often change frequency and/or schedule with little or no advance notice. All times shown are Eastern Standard and the 24-hour system is used. Please send your reports to P. O. Box 254, Haddonfield, N. J., in time to reach your Short-Wave Editor by the eighth of each month.

Afghanistan—For the past few months R. Kabul has been scheduled to the Far and Near East in Eng. at 1010-1030 on 11,730 kc. and to Europe in French at 1330-1400, Eng. at 1400-1430 on 7285 kc. (WPE1HY, WPE2ACO)

Andorra—Andorradio, 6305 kc., has an international request program on Fridays at 1630-1800 in English, Spanish, German,

We'd like to send you these important new books for a 7-day free trial examination



CITIZENS RADIO Leo G. Sands


Here is the first complete book on Citizens Radio Operation. Ever since the initial use of 2-way radiotelephone by police departments, this field has been growing in importance and application. Now, with more than a million vehicles equipped for its use, Citizens Radio is a major phase of the electronics field. This important new volume covers every aspect of the field—its history, rules, and everything about how it works—in seven big chapters with one hundred major sections. You'll learn exactly what Citizens Radio is, its applications, what equipment you need, the full story on receiver circuits and transmitters, antennas, installation, and maintenance, full FCC rulings, how to apply for licenses, etc. Many illustrations.


\$4.95

COMPUTERS AND HOW THEY WORK by James Fahnestock

Here is a fact-filled exciting guidebook to the wonderworld of electronic computers, with more than 120 illustrations and easy-to-follow tables in 10 big chapters. Step by step, you'll see and understand the workings of every type of computer ever used. This important new book illustrates the basic principles of computers in methods that require no knowledge of electronics. You'll learn all about computer memories, flip-flops and the binary counting system. You'll learn the mathematical language of computers where $1 + 1 = 10$. Other chapters show you how computers use tubes and transistors to make complex logical decisions in thousandths of a second. **COMPUTERS AND HOW THEY WORK** is must reading for career minded students and for electronics pros who want a more complete knowledge of this field.

\$4.95





THE ELECTRONIC EXPERIMENTER'S MANUAL by David A. Findlay

With a few dollars worth of basic tools, and this book to guide you, you can explore the magic of electronics experimentation more completely than ever before. In a few short hours, you'll start your first project. You'll learn about every component used in experimentation, every tool, its function and why it is used. There are 10 big sections, each covering a specific phase of construction. There's a giant section of projects you can build, test equipment you'll construct and use in your future work. **THE ELECTRONIC EXPERIMENTER'S MANUAL** will give you the professional know-how you must have no matter what phase of electronics is your specialty.

\$4.95

USE THIS CERTIFICATE FOR 7 DAY FREE EXAMINATION

7 DAY FREE EXAMINATION

When your books arrive, read and enjoy their diversity of contents, the thoroughness of their coverage. Then after seven days examination, if you decide that they are not everything you want, send them back and receive a complete refund of the purchase price.

ELECTRONICS BOOK SERVICE • A Division of the Ziff-Davis Publishing Co.
434 S. Wabash Ave., Chicago 5, Ill.

Please send me _____ copies of **CITIZENS RADIO** and bill me at only \$4.95 a copy plus a few cents postage.

Please send me _____ copies of **COMPUTERS AND HOW THEY WORK**, and bill me at only \$4.95 a copy plus a few cents postage.

Please send me _____ copies of **THE ELECTRONIC EXPERIMENTER'S MANUAL**, and bill me at only \$4.95 a copy plus a few cents postage.

If I don't agree that this is one of the best electronics investments I've ever made, I may return the book(s) within seven days and get a full refund.

\$ _____ enclosed. (SAVE MONEY! Enclose payment with your order and we'll pay the postage.)

Name

Address

City Zone State

PE-360

Guatemala—At time of compilation, there is some confusion concerning two new stations which in reality may be only one. *R. Pical*, 6253 kc., is noted ten kilocycles above its original listing of 6243 kc., and *R. Tico* is being reported on 6230 kc. The later is noted at 1940-2030 with Spanish language and L. A. and pop music and ID's every ten minutes until 2000, then on the quarter and half hour. (WPE7BB, WPE0AE)

India—All-India Radio, Delhi, carries Eng. to S.E. Asia at 0830-0930 on 21,610 kc., to Europe and W. Africa at 1445-1545 on 17,790, 15,105, 11,710, and 9590 kc.; another Eng. newscast was noted at 1930-1940 on 15,170 kc. (WPE3FY, WPE4AIX, WPE8AFG, WPE8ET, WPE9KM)

Iran—Teheran is using a new frequency of 7290 kc. instead of 9660 kc. It is noted at 1230 in Persian, at 1230-1330 in Kurdish, and at 1330-1415 in Arabic. Regional stations in operation include: *R. Ahwaz*, 7990 kc., 500 watts; *R. Isfahan*, 6175 kc., 500 watts; *R. Meshed*, 6870 kc., 500 watts; *R. Resht*, 7940 kc., 500 watts; *R. Rizaiyeh*, 6850 kc., 500 watts; *R. Sananadaq*, 6715 kc., 500 watts; *R. Shiraz*, 6385 kc., 500 watts; *R. Tabriz*, 6152 kc., 7500 watts; and *R. Mahabad*, on 6851 kc., with 500 watts. (WRH)

Iraq—*R. Baghdad* can be heard well in Eng. from 1500 to 1530 (news at 1515) and at 1530 in Arabic on 6030 kc. (WPE1AGM)

Israel—Tel Aviv is noted at 1430-1500 in French, at 1500-1530 in Hebrew, and from 1530 to 1600 s/off in Eng. on a new frequency of 9726 kc. in addition to the usual 9009-kc. channel. (WPE1BY, WPE1HY, WPE2ACO, WPE3NF, WPE8MS)

SHORT-WAVE ABBREVIATIONS

anmt—Announcement	L.A.—Latin America
BBC—British B/C Corp.	N.A.—North America
Eng.—English	R.—Radio
ID—Identification	s/off—Sign-off
IS—Interval signal	s/on—Sign-on
kc.—Kilocycles	xmsn—Transmission

Italy—Rome operates to Eastern N. A. at 1930-1950 and to the West Coast at 2205-2225 in Eng. on 11,900 and 15,400 kc. In the latter period, 15,400 kc. may be replaced by 9575 kc. The first segment is followed by French to Canadians to 2010. Reports go to: The Italian Broadcasting & Television System, P. O. Box 320, Rome. (WPE2BSW, WPE2BTX, WPE4HO, WPE9AOP)

Japan—Here is the new complete schedule for *R. Japan*: to S. Asia in Hindi, Eng., Urdu, and Japanese at 1000-1130 on 11,965 and 9525 kc.; to Mid-East areas in Arabic, French, Eng., and Japanese at 1145-1345 on 11,705, 9675, and 15,325 kc.; to Europe (II) in Russian, German, French, Italian, Eng., and Japanese at 1400-1600 on 11,705, 9675, and 15,325 kc.; to N. A. in Eng. and Japanese at 1930-2030 and to Latin America (I) in Spanish and Japanese at 2200-2300 on 17,855 and 15,325 kc.; to N. A. and Hawaii in Eng. and Japanese at 0000-0200 on 11,705, 9525, and 15,235 kc.; to Europe (I) in Eng. and Japanese at 0230-0330 on 17,855 and 21,620 kc.; to Latin America (II) in Portuguese, Japanese, and English at 0400-0530 on 11,705 and 9525 kc.; to Australia and New Zealand in Eng. and Japanese at 0930-1030 on 11,940 and 15,235 kc.; to the

POPULAR ELECTRONICS

BARGAIN BASEMENT

SAVE ON THESE SPECIAL BUYS OF THE MONTH

Experimenters • Amateurs • Hobbyists

Extraordinary values await you in government surplus electronic components. Don't buy anything until you have our "Bargain Bulletin"; new material for mere dimes on the dollar. Remember, everything is brand new; here are typical values:

Scope xfmr 115 v pri. 2500/3, 2.5/1.75 5# \$1.95
 Dynamotor, 6 v in, 600 v/150 milli out. Eicor 10# \$6.95
 455 KC IF xfmr; your choice National/Wilcox 10 oz. 79c
 Pwr xfmr, 115/230 v pri. 600 ct/350, 12.6 ct/11. 18# \$4.29
 Pwr supply, basic components kit, \$25 value 16# \$5.95
 Meter, 0-50 microamps, Burlington Mod 921 14# \$4.95
 Fil xfmr, 115 v pri. 6.3 v/2# amp. 9# \$3.29
 Filter cond., 10 mfd/1000 dewv, ceramic terms 3# \$1.79
 BC-1141-C amplifier is still available 12# \$5.95
 10 & 15 tube assortments still available at \$1.95, \$2.95

WRITE TODAY FOR FREE GOVERNMENT SURPLUS BARGAIN BULLETIN

JOE PALMER P.O. Box 6188 CCC, Sacramento, California

NEVER FAIL—ZONE YOUR MAIL

The Post Office has divided 106 cities into postal delivery zones to speed mail delivery. Be sure to include zone number when writing to these cities; be sure to include your zone number in your return address—after the city, before the state.

NEW SILICON 500MA RECTIFIERS

GENERAL PURPOSE SPECIAL 2 FOR \$1 400 PIV AT 250 MA 25 FOR \$10

rms/plv 35/50 30c	rms/plv 70/100 45c	rms/plv 140/200 50c	rms/plv 210/300 65c
rms/plv 280/400 78c	rms/plv 350/500 \$1.00	rms/plv 420/600 \$1.26	rms/plv 490/700 \$1.50
rms/plv 560/800 \$1.59	rms/plv 630/900 \$1.89	rms/plv 700/1000 \$2.58	rms/plv 770/1100 \$3.12

Use in F.W. Bridge or F.W.C.T. up to 750ma DC or mtg 2" sq Pins for 1.5Amp. (Orders \$5 or more use pgy postage 48 states.) Send 25c for Catalogue

"TAB" 111PD Liberty St. N. Y. 6, N. Y.

ONE CENT SALE Buy One At Our Regular Low Price And Get The Second For Only 1c More

CITIZENS BAND TRANSMITTER (27 MC) chassis complete with crystal. \$12.49 each, two for \$12.50.
TRANSMITTER similar to above but with 5 watt RF stage instead of 1 watt. \$14.99 ea., two for \$15.00.
CITIZENS BAND RECEIVER ohmic tunable through all 22 channels. Complete with audio amplifier. \$9.99 ea., two for \$10.00.
AMATEUR BAND TRANSCEIVER (14-148 MC) chassis with dual V1F8 triodes for walkie-talkie radiophone. \$9.99 ea., two for \$10.00.
COILED CORD 4 conductor 11' telephone cord. Extends to over 4 ft. .99 ea., two for \$1.00.
KIT OF PARTS for AM-FM-VHF radio receiver. Tunable from 80-200 mc. which includes I.F.S. satellite frequencies. \$6.99 ea., two for \$7.00.
CONVERTER (Crystal Controlled) for 27 MC Citizens Band. Adapts any standard broadcast radio to 27 MC band. Tunes all 22 channels. Complete with tubes and crystal. \$14.99 each, two for \$15.00.

All merchandise guaranteed. LIMITED QUANTITY—NO LITERATURE OR CATALOG Remit in full. Include sufficient postage. No C.O.D.'s.

VANGUARD ELECTRONIC LABS. Box 12-E-3 Hollis 23, N. Y.

POPULAR ELECTRONICS

Advertiser's Index

MARCH 1960

ADVERTISER	PAGE
Airex Radio Corporation.....	118
Alco Electronic Products Inc.....	124
Allied Radio.....	21, 32
Audax—Div. of Rek-D-Kut.....	125
Audiotex Mfg. Co.....	34
Bailey Technical Schools.....	24
Blonder-Tongue Laboratories, Inc.....	131
Burstein-Appleebe Co.....	126
Capitol Radio Engineering Institute.....	107
Career Institute.....	136
Central Technical Institute.....	124
Century Electronics Co., Inc.....	36, 37
Chicago Standard Transformer Corporation.....	20
Christy Trades School.....	124
Cisin, H. G.....	128
Cleveland Institute of Electronics.....	15
Coyne Electrical School.....	13, 121
DeVry Technical Institute.....	7
EICO.....	38, 40
Electro-Voice Inc.....	23
Electronic Experimenter's Handbook.....	137
Electronics World Stereo Disc.....	127
Garfield Co., Inc., Oliver.....	20
Grantham School of Electronics.....	17
Greenlee Tool Co.....	20
Grove Electronic Mfg. Co.....	122
Heath Company.....	108, 109, 110, 111, 112, 113
Hi-Gain Antenna Products.....	135
Indiana Technical College.....	132
Instructograph Company.....	128
International Crystal Mfg. Co., Inc.....	5
Jensen Industries, Inc.....	139
Jesse Jones Box Corp.....	138
Johnson Company, E. F.....	138
Kelsey Presses.....	128
Key Electronics Co.....	132
Kuhn Electronics.....	140
Lafayette Radio.....	26, 27, 29
Lektron.....	117
Lincoln, Martin.....	134
Micro Electron Tube Co.....	129
Milwaukee School of Engineering.....	30
Modernaphone, Inc.....	118
Mostly Electronics, Inc.....	139
Moss Electronic, Inc.....	3rd, 4th COVER, 148
National Radio Institute.....	115, 116
National Technical Schools.....	9
Norelco.....	12
Olson Radio Corporation.....	135
Pacific International College.....	126
Paco Electronics Company, Inc.....	22
Palmer, Joe.....	143
Philadelphia Wireless Technical Institute.....	136
Picture Tube Outlet.....	120
Popular Electronics Book Division.....	141
Popular Electronics Book Division—Citizens Radio Handbook.....	145
Popular Electronics Dealer Ad.....	142
Popular Electronics Subscriptions.....	132
Popular Electronics Upcoming Contents.....	35
Port Arthur College.....	142
Progressive "Edu-Kits" Inc.....	25
RCA Institutes, Inc.....	2nd COVER, 19
Radio Shack Corp.....	120
Rad-Tel Tube Co.....	38
Rinehart & Co., Inc.....	10, 11
Robins Industries Corp.....	120
Schober Organ Corp.....	119
Sleep-Learning Research Ass'n.....	132
Sonotone Corp.....	133
Sports Cars Illustrated Directory.....	130
Sprayberry Academy of Radio-Television.....	35
Springfield Enterprises.....	136
"TAB".....	143
Tech Master Corporation.....	18
Teletron Electric Co.....	31
Texas Crystals.....	133
Tri-State College.....	134
Tru-Vac Electric Company.....	14
U. S. Air Force.....	3
Valparaiso Technical Institute.....	128
Vanguard Electronic Labs.....	143
Vocaline Company of America, Inc.....	16
Walsco Electronics Mfg. Co.....	126
Wiley & Sons, Inc., John.....	140
World Radio Laboratories.....	123

Asian continent in standard Chinese, Russian, Eng., and Japanese at 0545-0745 on 11,705 and 9525 kc; to the Philippines and Indonesia in Eng. and Indonesian at 0645-0800 on 17,855 and 15,325 kc.; and to S. E. Asia in standard Chinese, Fukienese, Cantonese, French, Thai, Eng., and Japanese at 0800-1100 on 11,705 and 9675 kc. The General Asian Service in Eng. and Japanese is given at 2000-2030, 2200-2300, 0030-0130, and 0500-0530 on 15,135 kc. and at 0700-0930 on 11,940 kc. (WPE2ASI, WPE2BWA, WPE2LP, WPE4AUW, WPE4FY, WPE4JP, WPE4KB, WPE5AEB, WPE6AFB, WPE8GB, WPE8MS, WPE9AGB, WPE9KM, VE7PE1R, JH, UN)

Lebanon—Beirut has been tuned from 0216 to 0230 s/off on 8010 kc. in Arabic except for

SHORT-WAVE CONTRIBUTORS

James Silk (WPE1AGM), Madison, Conn.
 Bradford Duziel (WPE1AKZ), Lexington, Mass.
 Jerry Berg (WPE1BM), W. Hartford, Conn.
 Alan Roth (WPE1BY), Bridgeport, Conn.
 Paul Johnson (WPE1CU), Arlington, Mass.
 Steve Ewing (WPE1HY), Atkinson, N. H.
 Paul Buer (WPE2ACO), Harrison, N. Y.
 Ralph Tanner (WPE2ASI), Red Creek, N. Y.
 Nick Kucij (WPE2BSW), W. Babylon, N. Y.
 William Huntley (WPE2BXT), Manlius, N. Y.
 Ralph Fabian (WPE2BWA), New York, N. Y.
 Grover White (WPE2LP), Baldwin Harbor, N. Y.
 Max Ovodock, Jr. (WPE3FY), Philadelphia, Pa.
 George Cox (WPE3NF), New Castle, Del.
 Gene Pearson (WPE4AIX), Birmingham, Ala.
 Bob Kemp (WPE4ARK), Richmond, Va.
 Preston Dotson, Jr. (WPE4AUW), Atlanta, Ga.
 Royston Lawson (WPE4EB), Murfreesboro, Tenn.
 Jim Maynard (WPE4FY), Lexington, Ky.
 Ralph Monson (WPE4HO), Nuttsville, Va.
 Bill Bruner (WPE4JP), Key West, Fla.
 Glenn Cuthrell (WPE4KB), Maxton, N. C.
 Dave Wallace (WPE5AEB), Dallas, Texas
 Bubba Simpson (WPE5VZ), Greenwood, Miss.
 Lewis Christy (WPE6AFB), San Bernardino, Calif.
 Rick Perry (WPE6AIQ), Fontana, Calif.
 Bob Palmer (WPE7BB), Spokane, Wash.
 Rex Pingle (WPE8ACH), Fostoria, Ohio
 George Altman (WPE8AFG), Norwich, Ohio
 Paul Pormen (WPE8ET), Youngstown, Ohio
 Ken Boord (WPE8GB), Morgantown, W. Va.
 Mike Kander (WPE8MS), Dayton, Ohio
 Earl Kinmouth (WPE9AGB), Joliet, Ill.
 Bob Dritz (WPE9AOP), Chicago, Ill.
 A. R. Niblack (WPE9KM), Vincennes, Ind.
 John Beaver, Sr. (WPE0AE), Pueblo, Colo.
 David Bennett (VE7PE1R), Richmond, B. C.
 Edward Colby (EC), Lynn, Mass.
 Jim Holzer (JH), Schenectady, N. Y.
 Ulrich Noack (UN), Frankfurt-main, West Germany
 Charles Sutton (CS), Toledo, Ohio
World Radio Handbook (WRH)

a brief Eng. and French anmt at s/off. This one varies from 8000 kc. to as high as 8025 kc. (WPE0AE)

Libya—Benghazi, 9894 kc., is noted at 1215-1255 with Arabic talks and music, and again from 1530 to 1615 s/off. Arabic news is given at 1600. This frequency replaces 7188 kc. and is not an easy one to hear. (WPE1BM, WPE0AE)

Monaco—R. Monte Carlo has an international request program entitled "Musique Sans Passeport" every Sunday at 1705-1800 on 6035 and 7140 kc., with anmts in Eng., German, Spanish, Italian, Russian, Arabic, Greek, Turkish, and Yiddish. (WPE2BWA, WRH)

Nigeria—The West Regional Program, Ibadan, 7285 kc., is strong at 0129 with drum IS, Eng. ID, and pop dance music. The North

Regional Service, Kaduna, 6174 kc., is audible at 0125 with drum IS, Eng. ID, native music, and BBC news at 0200. The National Program, Lagos, 9533 kc. (formerly 9655 kc.), is noted with drums IS and Eng. ID at 0114 followed by pop dance music. (WPE3NF)

Portuguese Guinea—According to the multi-colored folding-card verification from CQM, this station operates at 1600-1800 on 7948 kc. with 500 watts. Reports go to Presidente de Comissao, Emissora da Guine, Estacao CQM, Bissau, Guine Portuguesa. (WPE1BM)

Sarawak—R. Sarawak, Kuching, has moved to 5038 kc. and is noted from 0745 to 0845 with Eng. (news at 0800). The IS is a guitar melody. (CS)

Spanish Guinea—Santa Isabel, 7160 kc., has been noted in Spanish from 0730 to 0900, with news at 0815. Listen carefully for either of two ID's: *Aqui Emissora de Radiodifusion de Santa Isabel, Fernando Po* or *Aqui Transmite Radio Santa Isabel*. (CS)

R. Calatrava, Rio Muni, 6668 kc., has been heard weakly closing at 1556 with a rendition of "Ave Maria." Frequency varies to 6678 kc. (WPE3NF)

Sudan—Omdurman's new 31-meter outlet is heard on 9545 kc. with Arabic chanting and ID at 1820. The 5038-kc. channel has moved to 5067 kc., s/on at 1815. Arabic news is also carried at 2330. (WPE3NF, WPE9KM)

Switzerland—According to the latest schedule from Berne, English is broadcast as follows: to Eastern Australia and New Zealand

at 0215-0400 and to Western Australia and the Far East at 0400-0445, both on 21,520, 15,305, and 11,865 kc.; to Southeast Asia and Japan at 0745-0930 on 21,520, 17,784, and 15,305 kc.; to South Africa at 0945-1130 on 21,520 kc.; to India and Pakistan at 0945-1130 on 21,605 and 15,305 kc.; to the Middle East at 1145-1330 on 21,605 and 15,305 kc.; to the British Isles at 1345-1530 on 9665 and 7210 kc.; and to Eastern N. A. at 2030-2115 and Western N. A. at 2315-0000, both on 11,865, 9535, and 6165 kc. Other xmsns include: Spanish and Portuguese to Spain and Portugal at 1545-1730 on 11,865 and 9665 kc., and to Brazil and South America at 1800-1945 on 15,315, 11,865, and 9535 kc.; Spanish only to Central America at 2230-2300 on 15,315, 11,865, and 9535 kc. A European program in German, French, and Italian is transmitted at various times of the day between 0015 (Sunday at 0110) and 1740 on 9535 and 6165 kc.; this program is relayed to Africa at 0015-0200, 0500-0730, and 1130-1740 on 21,520 kc. (WPE1AGM, WPE1AKZ, WPE2ACO, WPE4ARK, WPE4EB, WPE4FY, WPE6AFB, WPE6AJQ)

Thailand—HSQ, Pituksuntiradse Radio Station, Bangkok, 4770 kc., was noted weakly at 0700 with a program in Thai. (WPE3NF)

Uruguay—R. Sarandi, Montevideo, has been heard on CXA60, 15,390 kc., until 2000 s/off, and on CXA68, 11,885 kc., with semi-classical music and a request program at 2100-2130. Both segments were all-Spanish. (WPE1CU, WPE8MS)

-30-

How You Can "GET ON THE AIR" —Without An EXAM!

**NEW Class "D" Citizens Radio Handbook Answers
ALL Your Questions About: How to use two-way radios for
business and pleasure—to talk from car to car, ship to shore,
office to mobile unit, between farm buildings, on hunting trips,
and dozens of other useful applications.**

HERE'S HOW to get the most out of your Class D Citizens Band Radio Set—how to utilize your equipment for the ultimate in fun and practicality! This new, fully illustrated, easy-to-read book tells you, in laymen's language, EVERYTHING the Citizens Bander needs to know. Contents include what to buy and how much it will cost...which set will suit your needs best...how to apply for your free license (no FCC examination required). Discusses

transmitters, receivers, antennas, power requirements, and gives you full instructions for installation and maintenance. Tells you how and where you can use your set and includes complete FCC rules and regulations. Contains 180 clear, simply-written pages and 72 informative illustrations; only \$1.95 plus few cents for shipping. FREE 7 Day Trial—Send no money! Mail coupon at once.

Mail Coupon TODAY for 7 DAY FREE TRIAL Examination!

ELECTRONICS BOOK SERVICE

A Division of the Ziff-Davis Publishing Co. CRE360
434 South Wabash Avenue, Chicago 5, Ill.

Please send me copies of CLASS D CITIZENS RADIO and bill me only \$1.95 per copy plus a few cents postage. If I am not pleased with the book, I may return it within 7 days and I will owe you nothing.


CHECK HERE AND SAVE MONEY. I enclose payment for book(s) herewith, and you will pay the postage. (Same 7-day return privilege.)

PRINT NAME.....


ADDRESS.....

CITY.....ZONE.....STATE.....

N.Y.C. Residents, Please add 3% Sales Tax.



You can talk directly from home or office to car, boat or any moving vehicle on Class D Citizens Band Radio. And you can send and receive on Citizens Band without passing an FCC examination!



ELECTRONICS MARKET PLACE

RATE: 50¢ per word. Minimum 10 words prepaid. May issue closes
TRONICS, 1 Park Ave., New York 16, N. Y.

March 10th. Send order and remittance to POPULAR ELEC-

FOR SALE

CITIZEN'S Band! Add a noise suppressor to your Heathkit transceiver! Squelch Action. Guaranteed. \$3.98. Western Mass Electronics, Great Barrington, Mass.

AUTO Radio Distributor Selling, Servicing, Becker Blaupunkt, FM-AM, other European, American Sets. Save 30% + Square Electronics, 150-60 Northern Blvd., Flushing, New York.

RADIO & TV Tubes at Manufacturers' prices! 100% Guaranteed! Brand New! No re-bands or pulls! United Radio, Box 1000, Newark, N. J.

DIAGRAMS for repairing radios \$1.00, Television \$2.00. Give make, model. Diagram Service, Box 672-PE, Hartford 1, Conn.

GOVERNMENT Surplus Receivers, Transmitters, Snooperscopes, Parabolic Reflectors, Picture Catalog 10¢. Meshna, Malden 48, Mass.

GOVERNMENT Sells: Surplus Electronics; Test Equipment; Oscilloscopes; Transceivers; Jeeps; Boats; Aircraft; Misc.—Send For U.S. Depot Directory & Procedure \$1.00—"Government Surplus Sales," Box 425-PE, Nanuet, N. Y.

TRADE-IN Television Sets \$9.95 Plus Shipping. Jones TV, Sanatoga, Pa.

WPE-SWL-QSL Cards—Samples 10¢—"Brownie" W3CJ1, 3110A Lehigh, Allentown, Penna.

SMALL set experimenters, write to Radio Workshop, 2 Village Rd., Pompton Plains, N. J.

10 DISTANCE Crystal Set plans—25¢; 20 different 50¢, with Transistor experiments, catalog. Laboratories, 1131-L Valota, Redwood City, California.

CHEMI-LITE and water produce "cold light." 25 grams for 25¢. Theodore Winkel, 607 East Street, Madison, Indiana.

PHONOGRAPH Records cheap, postpaid. Catalogue. Paramount, Box 2026-E, Pine Castle, Fla.

TRANSISTOR Radio—6 transistors, one diode and one varistor. Size of a pack of cigarettes. Beautiful power-packed receiver. Only \$20.95 complete with accessories including gorgeous leather carrying case, Battery and earphone for choice of individual listening. Comparable value of \$30.00. Rush order to L.I.E.L. Inc., Dept. 1D, Box 176, Hewlett, N. Y.

BRAND New "Chief" Electronics Probe Tester . . . for testing and troubleshooting . . . complete with instructions . . . only \$.98 . . . Also, excellent quality "Solder-Chief" Soldering Irons, 30 watts, ideal for printed circuit work only \$1.58 . . . 60 watts "Solder Chief" only \$2.18 . . . 80 watts Solder Chief only \$2.58 . . . Send order to L.I.E.L. Inc., Dept. 2D, Box 176, Hewlett, N. Y.

RESISTORS One tenth of one per cent tolerance. For null bridges, calibrating meters, etc. Limited. Send for list. Imperial Mfg. Co., Box 26248-A, Los Angeles 26, Calif.

WANTED

CASH for used short-wave Ham Receivers, Transmitters and Accessories. Treger, W91VJ. 2023 N. Harlem Ave., Chicago 35, Tuxedo 9-6429.

HIGH-FIDELITY



PRICES? The Best! Factory-sealed Hi-Fi Components? Yes! Send for free catalog. Audion, 25P Oxford Road., Massapequa, N. Y.

146

RECORDERS, Hi Fi. Free Wholesale Catalogue. Carston, 125-P East 88, N.Y.C. 28.

DISGUSTED with "Hi" Hi-Fi Prices? Unusual discounts on your High Fidelity Requirements. Write Key Electronics, 120 Liberty St., New York 6, N. Y. CLOverdale 8-4288.

PRECISION Receiver alignment: FM—\$5; AM/FM—\$9. Hi-Fi equipment meticulously serviced. Telephone: Ed-4-4490. I. Pollack, Westbury, L. I., N. Y.

TAPE & RECORDERS

TAPE Recorders, Hi-Fi components, Sleep Learning Equipment, tapes. Unusual Values. Free Catalog. Dressner, 69-02F, 174 St., Flushing 65, N. Y.

AMPEX, Concertone, Magnecord, Presto, Bogen, Tandberg, Pentron, Sherwood, Rek-O-Kut, Scott, Shure, Dynakit, others, Trades. Boynton Studio, Dept. PE, 10 Pennsylvania Ave., Tucka-hoe, N. Y.

RECORDERS, Stereo Tapes, Hi-Fi Components, Tremendous values, Catalog, Efsco, 270-P Concord, West Hempstead, N. Y.

UNUSUAL Budget Values. Tape recorders, tapes and Hi-Fi Components. Send for package quotations and free catalogue. Budget Hi-Fi Distributors, 83-06 Viotor Ave., Elmhurst, N. Y.

RENT Stereo Tapes—over 900 different—all major labels—free catalog. Stereo-Parti, 1608-P Centinela Ave., Inglewood 3, Calif.

MUSIC

SONGS into Dollars! Share \$33 million dollars yearly for New Songwriters, songpoets. Any subject, songs composed, Published, promoted by largest firm. Information, appraisal Free. Send Nordyke Music Publishers, 6000 Sunset, Hollywood 283, California.

SONGPOEMS And Lyrics Wanted! Mail to: Tin Pan Alley, Inc., 1650 Broadway, New York 19, N. Y.

PLASTICS

NEW Liquid Casting Plastic, clear colors. Embed real flowers, minerals, biological specimens, delicate instruments, electronic parts. Also cold-setting resin and fiberglass for laminating, casting, molding, coating. Manual 25¢. Castolite, Dept. C-108, Woodstock, Illinois.

INVENTIONS WANTED

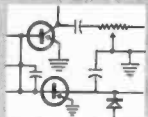
INVENTIONS wanted. Patented: unpatented. Global Marketing Service, 2420-P 77th, Oakland 5, Calif.

PATENTS

INVENTORS—Apply for a U. S. Patent to protect your invention. New "Patent Kit" now makes it easy. Free "Registration Form." Miss Clare Arduin, 806 Wm. Penn Annex, Philadelphia 5, Penna.

Always say you saw it in—POPULAR ELECTRONICS

INSTRUCTION



TV-FRinge Area? Build your own Antenna. Works where others fail. Proven, hundreds in use. \$2.50 for Instructions. To "Antronics", 134 Birch Ave., Hawthorne, Calif.

DETECTIVE Profession. Home Study. Badge, Certificate, Future. Box 41197-AG, Los Angeles 41, California.

TRANSISTORIZE your automobile ignition system. Complete plans and instructions: \$2.50. Technical Services Institute, 5699-24th Terrace North, St. Petersburg, Florida.

SPOT TV Troubles In minutes instead of hours. Repair all makes and models without theory. Unique simplified system. Not a book. Industry approved—used by professionals to save time—make money. 3 years in development. Write for Free literature, Dept. PE, National Technical Research Labs., 1118 W. Hadley St., Whittier, Calif.

MISCELLANEOUS

WORLD'S Largest Electronic Parts Catalog—New 1960 Radio-Electronic Master now available. 1551 pages. Over 175,000 radio-TV-electronic-audio items sold thru distributors. Complete descriptions, specifications, prices. 12,500 illustrations. Used by hams, hobbyists, experimenters everywhere. Only \$3.50 from local electronics distributors, or send check/money order direct. Radio-Electronic Master, 60P Madison Ave., Hempstead, N. Y. Free—24-page Foreign Tube Interchangeability Guide at Master distributors, and with order . . . or send 25¢ to cover handling.

SHOPPING GUIDE

Classified

A HANDY REFERENCE TO PRODUCTS AND SERVICES NOT NECESSARILY ELECTRONIC, BUT OF WIDE GENERAL INTEREST.

FOR SALE

FREE Fluorescent Bargain Catalog—Fixture kits, Fixtures, Circines, Parts. Shoplite, 650 E. Franklin, Nutley 10, New Jersey.

1000 EMBOSSED Business Cards—\$3.95. Edward Printing Service, 7430 Selwick Dr., Parma 29, Ohio.

100 ENVELOPES printed with your name, return address. Size 6 1/2". Postpaid \$1.00. McConnell, Avonside, Avon, Connecticut.

BUSINESS OPPORTUNITIES

MAKE \$25-\$50 Week, clipping newspaper items for publishers. Some clippings worth \$5.00 each. Particulars free. National, 81-DG, Knickerbocker Station, New York City.

BUY direct from factories—Appliances, Cameras, Watches! Free details! Cam Company, 6810 PE—20th Ave., Brooklyn 4, N. Y.

VENDING Machines—No Selling. Operate a route of coin machines and earn amazing profits. 32-page catalog free. Parkway Machine Corporation, Dept. 12, 715 Ensor St., Baltimore 2, Md.

EARN extra money selling advertising book matches. Free samples furnished. Matchcorp., Dept. MD-30, Chicago 32, Illinois.

March, 1960

GROW Mushrooms. Cellar, shed and outdoors. Spare, full time, year round. We pay \$4.50 lb. dried. We have 29,000 customers. Free Book. Mushrooms, Dept. 334, 2954 Admiral Way, Seattle, Wash.

BAKE New Greaseless Doughnuts in kitchen. Sell stores. Free recipes. Niagara, 3605 South 15th, Minneapolis 7, Minnesota.

\$1,000 MONTHLY Distributing advertised automotive product; millions sold, Sales Guaranteed; part or full time; no experience necessary; territory open. Free Sales Kit. National Dynamics, 220 East 23 Street, Dept. 19, N. Y. C.

STAMPS & COINS

200 DIFFERENT U. S. Stamps \$1.00. Approvals included. Shelton, Box 907-J, New York 8, N. Y.

GIGANTIC Collection Free! Includes triangles, early United States, animals, commemoratives, British Colonies, high value pictorials, etc. Complete collection plus big illustrated magazine all free. Send 5¢ for postage. Gray Stamp Company, Dept. 22, Toronto, Canada.

90,000 STAMPS Sale. Bargain Lots: 35 cts. \$1-\$2. High Value Packet \$3. Write Today. You'll Be Pleased. Persile, 436 N. Y. Ave., Brooklyn 25, N. Y.

THREE Brilliant Uncirculated Mexican Silver Dollars \$1.00. Universal Services, Box 675, San Antonio 6, —U3, Texas.

PHOTOGRAPHY—FILM

EQUIPMENT, SERVICES

FREE! Blackhawk's big sale catalog 8mm., 16mm. movies, 2"x2" color slides. Biggest selection anywhere! Projectors, cameras, supplies—big discounts! Get free, every three weeks, 12-page newspaper size bargain list! Blackhawk Films, Davenport 24, Iowa.

LEATHERCRAFT

FREE "Do-it-Yourself" Leathercraft Catalog. Tandy Leather Company, Box 791—M34, Fort Worth, Texas.

EMPLOYMENT INFORMATION

WANT a good overseas stateside job with higher pay??? Transportation Paid. Men—Women. Free information. Employment Headquarters, 79 Wall Street, Dept. E-2, New York 5.

OVERSEAS Employment. American Firms and United State Government. Comprehensive job information \$2.00. Foreign Opportunities, Box 172, Columbus 16, Ohio.

MISCELLANEOUS

"WINEMAKING: Beer, Ale Brewing." Illustrated. \$2.20. Eaton Books, Box 1242-C, Santa Rosa, California.


OPTICAL—Science—Math Bargains—Request Free Giant Catalog "CJ"—128 pages—Astronomical Telescopes, Microscopes, Lenses, Binoculars, Kits Parts. Amazing war surplus bargains. Edmund Scientific Co., Barrington, New Jersey.

ROCKETEERS: Supplies, Chemicals. Catalog. Plans 25¢. Central Rocket Company, Waupaca, Wis.

BIZARRE Fashions! Illustrated Catalogue, \$1.00. Renee, Box 2804-P, Hollywood 28, Calif.

SHIPPED ON APPROVAL NO MONEY WITH ORDER — NO C. O. D.

Superior's New Model 76



Model 76 ALL PURPOSE BRIDGE
Total Price \$26.95
Terms: \$6.95 after 10 day trial, then \$5.00 per month for 4 months if satisfactory. Otherwise return, no explanation necessary.

ALL PURPOSE BRIDGE

IT'S A CONDENSER BRIDGE

IT'S A SIGNAL TRACER

IT'S A RESISTANCE BRIDGE

IT'S A TV ANTENNA TESTER

✓ CAPACITY BRIDGE SECTION

4 Ranges: .00001 Microfarad to .005 Microfarad; .001 Microfarad to .5 Microfarad; .1 Microfarad to 50 Microfarads; 20 Microfarads to 1000 Microfarads. Will also measure the power factor of all condensers from .1 to 1000 Microfarads.

✓ RESISTANCE BRIDGE SECTION

2 Ranges: 100 ohms to 50,000 ohms; 10,000 ohms to 5 megohms.

✓ SIGNAL TRACER SECTION

With the use of the R.F. and A.F. Probes included with the Model 76, you can

make stage gain measurements, locate signal loss in R.F. and Audio stages, localize faulty stages, locate distortion and hum, etc.

✓ TV ANTENNA TESTER SECTION

Loss of sync., snow and instability are only a few of the faults which may be due to a break in the antenna, so why not check the TV antenna first? Locates a break in any TV antenna and measures the location of the break in feet from the set terminals.

Complete with R.F. and A.F. probes and test leads **\$26.95** Net


Superior's New Model TV-50A GENOMETER

7 Signal Generators in One!

- ✓ R.F. Signal Generator for A.M.
- ✓ R.F. Signal Generator for F.M.
- ✓ Audio Frequency Generator
- ✓ Bar Generator
- ✓ Cross Hatch Generator
- ✓ Color Dot Pattern Generator
- ✓ Marker Generator

This versatile All-Inclusive GENERATOR Provides ALL the Outputs for Servicing:

A.M. Radio • F.M. Radio • Amplifiers • Black and White TV • Color TV



Model TV-50A GENOMETER ...
Total Price \$47.50
Terms: \$11.50 after 10 day trial, then \$6.00 monthly for 6 months if satisfactory. Otherwise return, no explanation necessary.

R. F. SIGNAL GENERATOR: The Model TV-50A Genometer provides complete coverage for A.M. and F.M. alignment. Generates Radio Frequencies from 100 Kilocycles to 60 Megacycles on fundamentals and from 60 Megacycles to 180 Megacycles on powerful harmonics.

VARIABLE AUDIO FREQUENCY GENERATOR: In addition to a fixed 400 cycle sine-wave audio, the Model TV-50A Genometer provides a variable 300 cycle to 20,000 cycle peaked wave audio signal.

BAR GENERATOR: The Model TV-50A projects an actual Bar Pattern on any TV Receiver Screen. Patterns will consist of 4 to 16 horizontal bars or 7 to 20 vertical bars.

CROSS HATCH GENERATOR: The Model TV-50A Genometer will project a cross-hatch pattern on any TV picture tube. The pattern will consist of non-shifting, horizontal and vertical lines interlaced to provide a stable cross-hatch effect.

DOT PATTERN GENERATOR (FOR COLOR TV) Although you will be able to use most of your regular standard equipment for servicing Color TV, the one addition which is a "must" is a Dot Pattern Generator. The Dot Pattern projected on any color TV Receiver tube by the Model TV-50A will enable you to adjust for proper color convergence.

MARKER GENERATOR: The Model TV-50A includes all the most frequently needed marker points. The following markers are provided: 189 Kc., 262.5 Kc., 456 Kc., 600 Kc., 1000 Kc., 1400 Kc., 1600 Kc., 2000 Kc., 2500 Kc., 3579 Kc., 4.5 Mc., 5 Mc., 10.7 Mc., (3579 Kc. is the color burst frequency).

The Model TV-50A comes absolutely complete with shielded leads and operating instructions. Only

\$47.50

USE APPROVAL FORM ON NEXT PAGE ▶

We invite you to try before you buy any of the models described on this and the following pages. If after a 10 day trial you are completely satisfied and decide to keep the Tester, you need send us only the down payment and agree to pay the balance due at the monthly indicated rate.

NO INTEREST OR FINANCE CHARGES ADDED!

If not completely satisfied, you are privileged to return the Tester to us, cancelling any further obligation.

MOSS ELECTRONIC, INC.

Dept. D-711 3849 Tenth Avenue, New York 34, N. Y.

TRY FOR 10 DAYS


before you buy!

then if satisfactory pay in easy, interest free, monthly payments. See coupon below.



Model 82A—Tube Tester
Total Price \$36.50

Terms: \$6.50 after 10 day trial, then \$6.00 monthly for 5 months if satisfactory. Otherwise return, no explanation necessary.



Model TW-11—Tube Tester
Total Price \$47.50

Terms: \$11.50 after 10 day trial, then \$6.00 monthly for 6 months if satisfactory. Otherwise return, no explanation necessary.

Superior's New Model 82A **A truly do-it-yourself type**

TUBE TESTER

TEST ANY TUBE IN 10 SECONDS FLAT!

- 1 Turn the filament selector switch to position indicated.
- 2 Insert it into a numbered socket as designated on our chart (over 600 types included).
- 3 Press down the quality button—

THAT'S ALL! Read emission quality direct on bad-good meter scale.

FEATURES:

- Tests over 600 tube types. • Tests OZ4 and other gas-filled tubes. • Employs new 4" meter with sealed air-damping chamber resulting in accurate vibrationless readings. • Use of 22 sockets permits testing all popular tube types and prevents possible obsolescence. • Dual Scale meter permits testing of low current tubes. • 7 and 9 pin straighteners mounted on panel. • All sections of multi-element tubes tested simultaneously. • Ultra-sensitive leakage test circuit will indicate leakage up to 5 megohms.

Production of this Model was delayed a full year pending careful study by Superior's engineering staff of this new method of testing tubes. **Don't let the low price mislead you!** We claim Model 82A will outperform similar looking units which sell for much more—and as proof, we offer to ship it on our examine before you buy policy.

Model 82A comes housed in handsome, portable, Saddle-Stitched Texon case. Only **\$36.50^{Net}**

Superior's New Model TW-11

STANDARD PROFESSIONAL TUBE TESTER

- Tests all tubes, including 4, 5, 6, 7, Octal, Lockin, Hearing Aid, Thyatron, Miniatures, Sub-miniatures, Novals, Subminars, Proximity Fuse Types, etc.

- Uses the new self-cleaning Lever Action Switches for individual element testing. All elements are numbered according to pin-number in the RMA base numbering system. Model TW-11 does not use combination type sockets. Instead individual sockets are used for each type of tube. Thus it is impossible to damage a tube by inserting it in the wrong socket.

- Free-moving built-in roll chart provides complete data for all tubes. Printed in large easy-to-read type.

NOISE TEST: Phono-jack on front panel for plugging in either phones or external amplifier detects microphonic tubes or noise due to faulty elements and loose internal connections.

EXTRAORDINARY FEATURE SEPARATE SCALE FOR LOW-CURRENT TUBES Previously, on emission-type tube testers, it has been standard practice to use one scale for all tubes. As a result, the calibration for low-current types has been restricted to a small portion of the scale. The extra scale used here greatly simplifies testing of low-current types.

Housed in handsome, portable, Saddle-Stitched Texon case. Only **\$47.50^{Net}**

We invite you to try before you buy any of the models described on this page, the preceding page and the following pages. If after a 10 day trial you are completely satisfied and decide to keep the Tester, you need send us only the down payment and agree to pay the balance due at the monthly indicated rate.

NO INTEREST OR FINANCE CHARGES ADDED!

If not completely satisfied, you are privileged to return the Tester to us, cancelling any further obligation.

SEE OTHER SIDE

CUT OUT AND MAIL TODAY! ▶

MOSS ELECTRONIC, INC.
Dept. D-711 3849 Tenth Ave., New York 34, N. Y.

Please send me the units checked on approval. If completely satisfied I will pay on the terms specified with no interest or finance charges added. Otherwise, I will return after a 10 day trial positively cancelling all further obligation.

- | | |
|---|---|
| <input type="checkbox"/> Model 76 Total Price \$26.95
\$6.95 within 10 days. Balance \$5.00
monthly for 4 months. | <input type="checkbox"/> Model 82A... Total Price \$36.50
\$6.50 within 10 days. Balance \$6.00
monthly for 5 months. |
| <input type="checkbox"/> Model TV-50A... Total Price \$47.50
\$11.50 within 10 days. Balance \$6.00
monthly for 6 months. | <input type="checkbox"/> Model 77... Total Price \$42.50
\$12.50 within 10 days. Balance \$6.00
monthly for 5 months. |
| <input type="checkbox"/> Model TW-11... Total Price \$47.50
\$11.50 within 10 days. Balance \$6.00
monthly for 6 months. | <input type="checkbox"/> Model 79 Total Price \$38.50
\$8.50 within 10 days. Balance \$6.00
monthly for 5 months. |

Name

Address

City Zone State

All prices net, F.O.B., N. Y. C.

SHIPPED ON APPROVAL NO MONEY WITH ORDER — NO C. O. D.



Model 77—VACUUM TUBE VOLT-METER. . . . Total Price . . . \$42.50
Terms: \$12.50 after 10 day trial, then \$6.00 monthly for 5 months if satisfactory. Otherwise return, no explanation necessary.

Superior's New Model 77 **VACUUM TUBE VOLTMETER** WITH NEW 6" FULL-VIEW METER

Compare it to any peak-to-peak V. T. V. M. made by any other manufacturer at any price.

- Extra large meter scale enables us to print all calibrations in large easy-to-read type.
- Employs a 12AU7 as D. C. amplifier and two 9006's as peak-to-peak voltage rectifiers to assure maximum stability. • Meter is virtually burn-out proof. The sensitive 400

AS A DC VOLTMETER: The Model 77 is indispensable in Hi-Fi Amplifier servicing and a must for Black and White and color TV Receiver servicing where circuit loading cannot be tolerated.

AS AN ELECTRONIC OHMMETER: Because of its wide range of measurement leaky capacitors show up glaringly. Because of its sensitivity and low loading, Intermittents are easily found, isolated and repaired.

AS AN AC VOLTMETER: Measures RMS values of sine wave, and peak-to-peak value of complex wave. Pedestal voltages that determine the "black" level in TV receivers are easily read.

- micro-ampere meter is isolated from the measuring circuit by a balanced push-pull amplifier. • Uses selected 1% zero temperature coefficient resistors as multipliers. This assures unchanging accurate readings on all ranges.

SPECIFICATIONS

• **DC VOLTS**—0 to 3/15/75/150/300/750/1,500 volts at 11 megohms input resistance.
• **AC VOLTS (RMS)**—0 to 3/15/75/150/300/750/1,500 volts. • **AC VOLTS (Peak to Peak)**—0 to 8/40/200/400/800/2,000 volts.
• **ELECTRONIC OHMMETER**—0 to 1,000 ohms/10,000 ohms/100,000 ohms/1 meg-ohm/10 megohms/100 megohms/1,000 meg-ohms. • **DECIBELS**—-10 db to +18 db, +10 db to +35 db, +30 db to +58 db. All based on 0 db = .006 watts (6 mw) into a 500 ohm line (1.73v). • **ZERO CENTER METER**—For discriminator alignment with full scale range of 0 to 1.5/7.5/37.5/75/150/375/750 volts at 11 megohms input resistance.

Comes complete with operating instructions, probe leads, and streamlined carrying case. Operates on 110-120 volt 60 cycle. Only **\$42.50**



Model 79—Super Meter
Total Price **\$38.50**
Terms: \$8.50 after 10 day trial, then \$6.00 monthly for 5 months if satisfactory. Otherwise return, no explanation necessary.

SUPERIOR'S NEW MODEL 79 **SUPER-METER** WITH NEW 6" FULL-VIEW METER

A Combination VOLT-OHM MILLIAMMETER

Plus CAPACITY, REACTANCE, INDUCTANCE & DECIBEL MEASUREMENTS!
Also Tests SELENIUM & SILICON RECTIFIERS, SILICON & GERMANIUM DIODES

The model 79 represents 20 years of continuous experience in the design and production of SUPER-METERS, an exclusive SICO development. It includes not only every circuit improvement perfected in 20 years of specialization but, in addition includes those services which are "musts" for properly servicing the ever-increasing number of new components used in all phases of today's electronic pro-

duction. For example with the Model 79 SUPER-METER you can measure the quality of selenium and silicon rectifiers and all types of diodes — components which have come into common use only within the past five years, and because this latest SUPER-METER necessarily required extra meter scale, SICO used its new full-view 6-inch meter.

SPECIFICATIONS:

• **D.C. VOLTS:** 0 to 7.5/15/75/150/750/1,500. • **A.C. VOLTS:** 0 to 15/30/150/300/1,500/3,000 • **D.C. CURRENT:** 0 to 1.5/15/150 Ma. 0 to 1.5/15 Amperes • **RESISTANCE:** 0 to 1,000/100,000 Ohms, 0 to 10 Megohms. • **CAPACITY:** .001 to 1 Mfd., 1 to 50 Mfd. • **REACTANCE:** 50 to 2,500 Ohms 2,500 Ohms to 2.5 Megohms. • **INDUCTANCE:** .15 to 7 Henries, 7 to 7,000 Henries. • **DECIBELS:** -6 to +18, +14 to +38, +34 to +58. The following components are all tested for QUALITY at appropriate test po-

tentials. Two separate BAD-GOOD scales on the meter are used for direct readings. All Electrolytic Condensers from 1 MFD to 1000 MFD. All Germanium Diodes. All Selenium Rectifiers. All Silicon Diodes. All Silicon Rectifiers.

Model 79 comes complete with operating instructions, test leads, and streamlined carrying case. **\$38.50**
Use it on the bench—use it on calls. Only

TRY FOR 10 DAYS BEFORE you buy! THEN if satisfact

pay in easy, interest free, monthly payments. See coupon inside.

We invite you to try before you buy any of the models described on this and the preceding pages. If after a 10 day trial you are completely satisfied and decide to keep the Tester, you need send us only the down payment and agree to pay the balance due at the monthly indicated rate. (See other side for time payment schedule details.)

NO INTEREST OR FINANCE CHARGES ADDED!

If not completely satisfied, you are privileged to return the Tester to us, cancelling any further obligation.

SEE OTHER SIDE

CUT OUT AND MAIL TODAY!

FIRST CLASS

Permit No. 61430

New York, N. Y.

VIA AIR MAIL

BUSINESS REPLY CARD

No Postage Stamp Necessary if Mailed in the U. S.

POSTAGE WILL BE PAID BY —

MOSS ELECTRONIC, INC.

3849 TENTH AVENUE

NEW YORK 34, N. Y.