

The
Indiana
Historical
Radio Society



BULLETIN

Volume 48

Winter 2019

Number 4

**Meck & Farnsworth Radio,
First Place in the
Indiana Radio Category,
Fall 2019 Meet**



**A Crosley Widget 48
First Place in the
Ohio Radio Category,
Fall 2019 Meet**

**MARCH 14 — Saturday
IHRS Winter Meet
Heritage Hall,
Johnson County
Fairgrounds, Franklin**



The BULLETIN

A PUBLICATION OF THE INDIANA HISTORICAL RADIO SOCIETY.
CELEBRATING FORTY-EIGHT YEARS OF DOCUMENTING EARLY RADIO

The Indiana Historical Radio Society Bulletin

Winter 2019

In this issue:

Page 3—March 14th, the date for our next IHRS meeting. Same location as last year, the Heritage Hall on the Johnson County Fairground, (Franklin.) Note this is the same Saturday as the monthly Antique Show at Scott Hall in the Fairgrounds.

Page 4—Ed Dupart is rescuing a Sparton 930 chassis. In this issue he solves a problem with the dial cord. (A stranded wire dial cord.)

Pages 10 and 11— are pictures of the contest entries at the joint Ohio/Indiana meeting at Richmond, Indiana

Page 12, WLK and WOH, Indianapolis radio stations in 1922, Fred Prohl

Ron Ramirez, founder of the online Philco Phorum and author of the book Philco Radio 1928-1942, and former member of the Indiana Historical Radio Society, is in need of our financial help. Ron has cancer. Following extensive chemo therapy and surgery Ron and his wife have received a very large bill that will not be covered by his insurance. A Facebook page has been setup to receive donations for Ron. Go to:

<https://www.facebook.com/donate/2719474288144780/2704264149653041/>

Or go to Facebook and search for Kirk Laffman. Kirk is managing the "Facebook Donations for Ron Ramirez" account.

Renew your membership for 2020 now!

If the date on your mailing envelope for this issue of the Indiana Historical Radio Society Bulletin is 12/19 or earlier, it is time to renew your membership. Send your check payable to the *Indiana Historical Radio Society* in the amount of \$15.00 per year. Send your payment to:

Don Yost, IHRS, 3814 E 400 N, Windfall, IN 46076.

Include your current mailing address, if not on your check, and your email address, if you have one. Membership questions? Contact Don at dირsir@netscape.com or call him at (765) 945-7014.

IHRS 2020 Winter Meet

IHRS Winter Meeting
Saturday March 14, 2020
8:00AM to 11:00AM.

At the Johnson County Fairgrounds, Franklin, Indiana (South of Indianapolis) Meet at the Heritage Hall 4H building, Johnson County 4H facility. North East corner of the Fairgrounds.

The Johnson County Fairgrounds is north west of the US31 and SR144 intersection, Franklin, IN. (250 Fairgrounds Street, Franklin, IN 46131) The IHRS Winter Meet is a **Swap N Sell indoor meet**. The doors of Heritage Hall will open at 7:00 AM for setup and Swap N Sell.

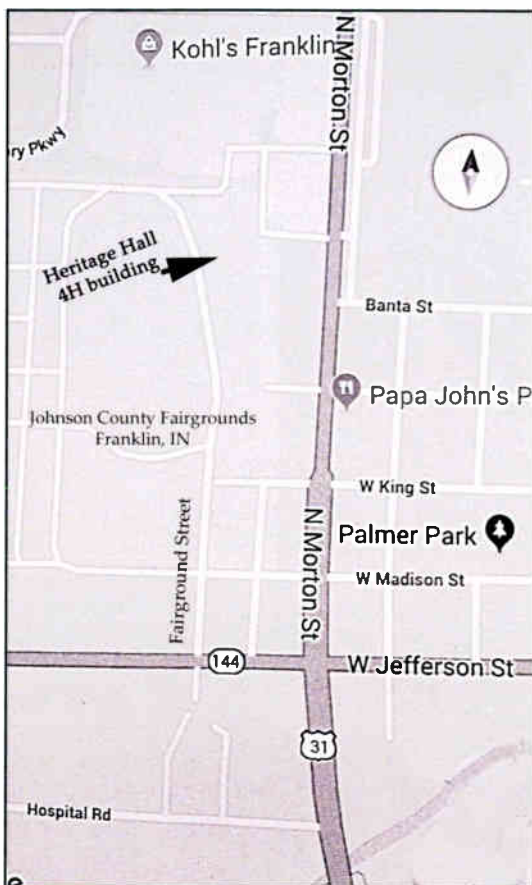
Old Equipment "Popular Vote" Contest is open to all entries of vintage radio and radio related equipment. Tables for the display of vintage/unique electronic equipment will be available.

The Popular Vote Contest is a single category:

OPEN TO ALL RADIOS AND RADIO RELATED EQUIPMENT

Registration fees: Admission to the Vintage Radio Meet is free. Swap table rental: IHRS members - \$10.00 for each table; non-IHRS members – \$15.00 for each table. Tables are 6' rectangular.

Meet contact: Fred Prohl, 317-736-1228



The popular "Salvage Sisters" Antique Market will be in Scott Hall on the Fairgrounds the same Saturday, March 14 from 9:00AM to 3:00PM. Admission — \$2.00.

Sparton 930

By Edward Dupart

When I was about fourteen I picked up a 1928 Sparton chassis painted a factory gold from Du-four TV on Greycliff off of Grand River in Detroit and I was excited. There wasn't any cabinet but at that time I was more interested in the chassis than the cabinet and this radio had a unique tuning circuit, one that I wasn't familiar with so I learned a lot from this radio. I remember taking it home on the bus that required two trips, one for the chassis and one for the speaker. Then I had to carry it a half mile from the bus stop to the house, but I was happy with my new find. I had a nice shelf to put the radio on and it was out of the way so that protected the speaker. Now to see if it worked, so I plugged it in and wow it worked! I was one happy kid and I didn't have to fix it!

I don't remember the model or the chassis number, but it had a pre-selector tuner with a four-ganged variable capacitor with four tuned circuits followed by five impedance coupled RF amplifiers using the Cardon C-484 tube. The RF amplifier section fed into an impedance coupled grid bias detector also using a Cardon C-484 tube that provided detection and amplification. That in turned was fed into a push pull

transformer coupled output stage that used two Cardon 182's. Variations of this circuit revolved around the audio output and the power supply, but the pre-selector tuner was standard in Spartons for a couple of years.

What amazed me was how well this radio worked. In Detroit at that time WXYZ 1270 was a powerful station in my area of northwest Detroit and on a lot of TRF's I played with WXYZ would come in over WKNR 1310. Of course, with superhets this wasn't a problem nor was it a problem with this Sparton. The selectivity rivaled the superhet as well as the sensitivity.

The key to the performance in selectivity of this set was in the pre-selector. For those who have studied tuned circuits you learned that as you gang tuned circuits together without amplification in-between you will gain selectivity, but the output signal will be reduced. This will require a lot of amplification, hence, five untuned RF stages in our Sparton. This impressed me enough that I have used it in some of the simple radios that I have made.

I always wanted another Sparton like the one I had when I was a kid. A friend of mine came up with two model 930 small

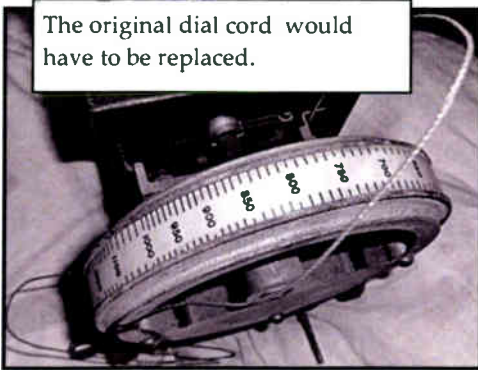
floor models that had been stored in a wet basement. One of the cabinets was literally falling apart and the doors were warped, but the other cabinet wasn't too bad. So I decided to scrap one cabinet and fix the other one and use the one chassis as parts to fix the other one, which turned out to be a wise decision. I also wanted to use the pre-selector tuner on the parts chassis as part of a modern radio using transistors or pentode tubes. Fortunately, the chassis wasn't rusted on either one. The one radio worked but not very well and the other one was dead, so I decided to try and fix the dead one first, but I will work on the dial cord first.

On both radios the stranded wire dial cord was off and I decided to work on that before I got

always pop off the wheel. I spent at least an hour trying to get that blasted wire dial cord to stay on but as soon as I tried tuning it, it would pop off. At this point I decided something else would have to replace the stranded wire dial cord, but what? I thought about using string type dial cord, but I would want to use springs to keep constant tension, but I saw problems with that. What was needed was something that was strong and flexible and then I remembered picture-hanging wire used stranded wire and what about jewelry chain? So it was off to Hobby Lobby and my wife sure didn't mind going. She loves that place as she is really into crafts. So off to Hobby Lobby we went.

At Hobby Lobby I found stranded picture frame hanging wire, but it looked a bit too large in diameter, but I bought some anyway. Then I went to the jewelry section and they had gold chain on a spool, but its diameter looked too big, but I bought it anyway. Then I saw necklaces with long chains and was about the right diameter size, so I bought two of them and what ever I didn't use my wife would get. After stopping at all the other hobby stores we went home and she was happy and so was I.

The picture hanging wire was too thick and not flexible enough. The gold chain, while pretty, was



super involved with the electrical problems. The wire dial cord was not broken but it was twisted and bent and no matter how much I tried to straighten it out it would




Fig 2

Fig 2 The replacement dial cord with solid wire soldered on each end.

Fig 3 The replacement dial cord and solid wire in place in the tuning dial.

Fig 4 Several attempts were required to determine the number of turns on the small grooved drum required for proper dial movement.

too big in diameter, but the necklace chain was perfect, but too short, each measuring 16 inches without the clasps and the short decorative chain. The dial cord measured 38 inches, so I had to come up with about 4-6 inches. Taking a look at the picture you can see that it appears to be a cord on each side of the wheel. The original stranded wire went

through two small holes, one on each side of the wheel so half the cord was on one side and the other half on the other side. Obviously that isn't going to work with the jewelry chains. What I did was use about three inches of solid wire telephone wire with the insulation removed and soldered it to one end of the chain. Then I soldered about two inches of the telephone



Fig 3

wire to the other end of the chain and this end I fed through the small grooved drum on the tuning shaft. The hole was big enough that the soldered loop at the end of the chain and the wire fit through the hole and there would not be any adjustments at this end. A blob of solder was put on this end of the telephone wire so that it would not slip back through the hole. As the cord unwinds off the wheel at least $\frac{1}{4}$ is left on the wheel and it is this end that the longer piece of wire is

drum that is on each end of the tuning shaft and on the main large wheel. I was able to pull on the telephone wire to tighten up the cord and bend the wire up to keep it from sliding back through the hole. Once I got the number of turns right and the tension right I put a solder blob on the end of the wire to keep it from ever slipping through the hole. Tuning it back and forth would straighten out the jewelry chain and would create slop in the chain. I could tell I was still


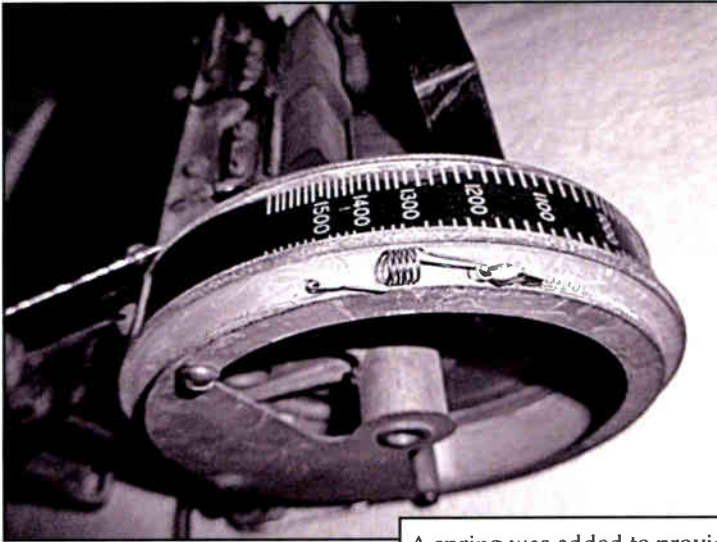


Fig 4

attached to the jewelry chain and is fed through the small hole and bent up initially. This is the end where adjustments will be made to shorten the chain and to keep tension on the chain.

After several tries I was able to determine how many turns were needed on each small grooved

having problems keeping tension on the chain so I did put a spring at one end and that kept a constant tension on the chain. Fortunately there are two set-screws on the small grooved drums that hold them in place on the shaft. I would loosen the set-screws and turn the grooved wheel that would take up



A spring was added to provide tension on the dial cord.

the slop. Once that was done I was done with the dial cord.

I have seen this type of stranded wire dial cord used on other brands of radios from the late 1920's into the early 30's and so I hope this may help somebody who is having difficulty with this type of dial cord.

In another article at a later date I will finish how I restored the electrical part of the Sparton.

Ed Dupart, December 2019



Submit your "FREE TO CURRENT MEMBER" RadioAd by the 15th of February, May, August, or November in time for the Bulletin issue that follows.

For Sale: Speaker from Philco 90, \$15.00, used tubes tested good in playing radio \$2.00 each 6V6GT, 224A, 5U4, 227, 6SK7, 6SQ7, 117Z6, used tubes \$1.00 each 12BA6, 12BE6, 12AV6, 35C5, 12SK7, 35L6, 50L6. Escutcheon for Majestic \$5.00, 1-15ma meter \$3.00. Antique Radio Classified, \$1.00 each. James S. Looney, 1135 Harman Junction Rd., Grundy VA 24614. 1-276-531-8677. mowman7777@yahoo.com. Any questions, please call me.

Sparton Radio

Marveled At By All

Is it any wonder that people marvel at the SPARTON RADIO—Radio's Richest Voice. An astounding development in all SPARTON RADIOS—FACE TO FACE REALISM. To hear the new SPARTON is to hear humanized Radio—Let us convince you of the marvels of this new instrument.



MODEL 930

\$ 169.50



MODEL 92A

A magnificent example of metal-horn tone quality with all the exclusive Sparton features . . . truly a marvel of modern radio.

COMPLETE WITH TUBES

\$375.00

You who have thrilled to "Radio's Richest Voice" in the past . . . a still more amazing radio experience awaits you. The latest Sparton EQUA-BONNE instruments introduce . . . a new and marvelous "something" that listeners describe as actual "Face To Face Realism."



MODEL 921



MODEL 921

\$179.50

Prices
Complete
With
Tubes

The most popular of the Hi-boy type. There is old world romance in this magnificent new Sparton instrument. We invite you to listen and see.

COMPLETE WITH TUBES

\$274.50

Don't miss this great advance in reception. We have the new Sparton instruments on display now . . . and we cordially invite you to call and see them—hear them, and marvel at the new Radio sensation of the year.

"Radio's Richest Voice"

TROOST BROS.

Benton Harbor

Michigan

"Popular Vote Contest" Richmond—2019



Crosley Widget 48
Cincinnati, Ohio
Entered by John Miller



Meck and Farnsworth Radio
Display
Entered by Steve Sliger



Ohio made, Indiana Marketed
Starr Receiver and Starr Speaker
Entered by Michael Feldt



Left—Ohio Made Claravox Speaker
Manufactured in Youngstown, Ohio
Right—Ohio made, Indiana Marketed Starr Receiver
Entered by Fred Prohl

"Popular Vote Contest" Richmond – 2019



The Music Circle,
Manufactured in Akron, Ohio
Entered by Bob Dobush



Liberty Senior, Parker Radio Co.
Cincinnati, Ohio
Submitted by Michael Feldt



Indianapolis Manufactured
Fairbanks Morse model 5AT1
Entered by Ed Dupart



1945 Crosley REP
CRO-46287
Navy "Moral Builder"
Entered by
Tom Adelsperger

W L K and W O H

Indianapolis Sister Broadcast Stations— 1922

by Fred Prohl

The Indianapolis Star Radio Program for July 10, 1922 listed stations in the listening area. A close look at the schedule for the Indianapolis stations, WLK and WOH, show an intermittent broadcast schedule for each station. Both stations operated on the same frequency, 833Kc and divided the time of day for programming.¹ One hundred Broadcast Stations throughout the United States were licensed to operate at 360 meters (833Khz) as of June 30, 1924.² The following is the schedule for WLK and WOH as they shared transmitting time.

WOH 10 to 11am music and market reports

WLK 11:00 am music

WLK 11:30 am weather

WLK 12:00 to 12:30 am music

WOH 1 to 2 pm music and

stock report by Fletcher –

American company

WLK 2:00 to 2:15 pm music

WLK 3 to 3:15 pm music

WOH 4 to 5 pm music, bulletin of Indianapolis police, baseball

WLK 5:00 pm baseball

WOH 8:30 to 10 pm musical program from broadcasting studio

Radio Program

MONDAY, JULY 10.
Indianapolis Station WOH.
(Star-Hatfield.)

10 to 11 a. m., music and market reports.

1 to 2 p. m., music and stock report by Fletcher-American company.

4 to 5 p. m., music, bulletin of Indianapolis police, baseball.

8:30 to 10 p. m., musical program from broadcasting studio.

Chicago Station KYW.
(Lafayette Time.)

6:25 a. m., market reports by Chicago Board of Trade.

1:15 p. m., news items.

2:00 p. m., baseball.

3:15 p. m., news items.

5:30 p. m., financial summary.

6:15 p. m., bedtime story.

7:00 to 8:00 p. m., musical program under direction of Morgan L. Eastman, of Edison Symphony orchestra.

Anderson Station WMA.
(Arrow Radio Lab.)

7:30 to 8:30 p. m., musical program from broadcasting rooms.

Detroit Stations.

(Lafayette Time.)

6:00 to 7:30 p. m., WWJ program.

7:30 to 9:00 p. m., WCX program.

Indianapolis Station Wlk.
(News-Ayres-Hamilton.)

11:00 a. m., music.

11:30 a. m., weather.

12:00 to 12:30 p. m., music.

2:00 to 2:15 p. m., music.


3:00 to 3:15 p. m., music.

5:00 p. m., baseball.

Pittsburg Station KDKA.
(Lafayette Time.)

7:00 to 8 p. m., musical program

WLK COMPLETES NEW BROADCASTING ROOM



The new WLK broadcasting studio, 2011 North Alabama Street. The walls are padded to retain the vibrations of the instruments voices when broadcasting. "Between the piano and the victoria can be observed the cylinder shaped object suspended on a floor support into which the programs enter." *Indianapolis News, September 23, 1922*

WLK began as an amateur station, 9ZJ, with the station's first music/voice broadcast (with the 9ZJ call) on May 10, 1920. 9ZJ was operated by a Purdue graduate, Francis Hamilton. Located at 2011 North Alabama Street, Indianapolis, 9ZJ originated as a spark station at a time when transmission of voice or music was not considered a practical use of wireless. "The aerial poles tower above the surrounding trees and housetops and the station is far enough out of the business district to not be bothered by electric or trolley lines. The antenna is of the horizontal cage type."³

Several months prior to 9ZJ's first broadcast, Frank Conrad, amateur call 8XK, (soon to be KDKA) transmitted entertainment broadcast in the Pittsburg area, October 1919, beginning the era of radio for the public.⁴

"A wireless telephone service

has been started by the Indianapolis News with a station managed by Francis Hamilton of Indianapolis, known to radio fans as 9ZJ. In addition to broadcasting from the station on certain nights, a daily radio column is printed also." *The Richmond Palladium, January 31, 1922.*

The government assigned 9ZJ a new commercial license, WLK (A News -Ayers -Hamilton station), in January of 1922.

The Star-Hatfield station, WOH, officially opened their studio, 531 North Meridian Street on March 29, 1922.

WOH (Hatfield Broadcasting Station)

In conjunction with its professional talent use exclusively the Chickering Ampico Piano and the Edison Phonograph Have you noticed the difference?

WLK and WOH became sister stations, sharing the same frequency with alternate time on the air.

L. S. Ayres & Co. Radio

12 Aeriola Juniors \$25 Each

Aeriola Junior is a complete receiver. It requires only two adjustments. Tunes accurately within 190 and 500 meters wave length. Ready to connect to aerial and ground. **\$25.00.**

Without head phones, **\$17.00.**

17 Aeriola Seniors at \$65 Each

Amazingly efficient, yet simple to connect and tune. An Armstrong regenerative circuit set, with one tube. Complete with head phones. **\$65.00.**

Wave length range from 190 to 500 meters.

Aeriola Grand, the Receiver De Luxe

We are expecting a shipment of these soon. Orders should be placed now.

Hamilton is Here Tomorrow

Saturday afternoon from 2 to 3. Francis Hamilton, of WLK, is here to help amateurs with their problems. Come in and meet him.


—Ayres—Radio, sixth floor.

5

"Other compliments received Tuesday at the track were revealed yesterday by officials of The Star-Hatfield agency (WLK). Just before the race Tom Alley, driver of the Monroe car, No. 26, came up to the stand where the big radio megaphone was installed, and remarked to the official in charge that the sight of that big horn and all it implied, gave him a thrill he had never experienced in previous races, as he thought of the vast unseen crowd "listening in" on the announcements of the progress of the race."

"At present their (WLK) range is about 300 miles although under very favorable circumstances they have heard in New York state. During the Indianapolis motor speedway races WLK shared the honor with WOH in broadcasting the standing of each driver. The writer (A. J. Long) found that WOH was much clearer than WLK owing to the fact that the latter seemed mostly carrier waves and out of which the voice was hard to separate. Other amateurs locally have complained of this same difficulty. Perhaps the plans now being worked out will eliminate this present trouble." As of July 8, 1922 WLK was planning to upgrade its transmission from 200 watts to 1000 watts. ⁸

Transmits W O H Music



SENDS OUT RACE BULLETINS

"The megaphone through which music from the 1,000 piece band at the Speedway Tuesday was transmitted by radio by the Star-Hatfield studio to thousands of fans is six feet long and twenty-eight inches across the outer edge. It was manufactured by the Leedy Manufacturing Company."

"WLK, the local broadcasting station, owned and operated by Francis F. Hamilton, at one time managed by The News-Ayres-Hamilton combine, is facing disaster in the form of a lack of money." With the loss of financial support from the News and L. S. Ayers,

Francis Hamilton asked WLK's listeners to subscribe to a weekly publication called the Magnet. The Magnet will have WLK's programming for the week. Hamilton challenged WLK's listeners to subscribe to the Magnet to insure the station's continued operation. The

Broadcast From WLK—

The number of interested visitors to The News-Ayres-Hamilton Broadcasting Station, WLK, has grown to exceed its capacity. In order to give every one who is interested a chance to see how broadcasting is conducted, we have arranged to distribute tickets admitting a limited number to the Station on Broadcasting nights. These tickets are available, without charge, at the Radio Department of this Store.

—Ayres—Radio, sixth floor.

Indianapolis News, August 28, 1922



ERNEST R. CHURCHILL.
Announcer at WLK

same March 5, 1923 Indianapolis News article with the appeal for funds to continue WLK stated "WOH, the sister station to WLK in Indianapolis, discontinued operations six weeks ago for the same reason as that facing WLK."

The short period time while WLK and WOH broadcast the news, music and special events they paved the way for Indianapolis radio stations such as WFBM, to be successful for fifty years.

Fred Prohl, January, 2020


References:

1. *Indianapolis News, Radio Program WLK WHO, July 10, 1922*
2. *U.S. Radio stations as of June 30, 1923. jeff560.tripod.com/broadcasting.com*
3. *Indiana Historical Radio Society Bulletin, December 2011 WLK Radio Log, Fred Prohl—WLK Dr. Ed Taylor, pgs 19—22.*
4. *Lafayette Journal, Stations WLK And WEAC, A. J. DeLong, July 8, 1922.*
5. *Indianapolis News, L. S. Ayres & Co. Radio, WLK April 28, 1922*
6. *Indianapolis News, WLK Broadcasting Room, Sept. 23, 1922*
7. *Indianapolis Star, Hatfield Broadcasting Station Ad, May 3, 1922*
8. *Indianapolis Star, Transmits WOH Music, May 1, 1922*
9. *Indianapolis Star, Praise WOH Speedway, June 1, 1922*
10. *Indianapolis News, "Hoosier Aerial Notes", March 5, 1923*
11. *Indianapolis Star, American In Cuba, August 13, 1922*

AMERICAN IN CUBA HEARS WOH STATION

Engineer Isolated in Wilds of Sugar Plantation
Tunes in on Broadcasting Stations—Says
Loud Speaker Makes Concerts Audible Mile
From House.

If You're Not a RADIO Bug, You Will Be



The Capital Radio Supply Co.
ANNOUNCES

*The Opening of a New Radio Store at
136 Monument Circle, to be known as*

Radio Center

THIS new store will be devoted entirely to the finest and most dependable Radio sets and equipment it is possible to obtain. RADIO CENTER will be a delight to the fan who is anxious to get started in this fascinating game of Radio, as we will have a complete stock of everything needed to make a receiving set or the sets complete.

Ask any Radio engineer or Radio fan about the Grebe, Kennedy,

and Crosley receiving sets and they will tell you that they are the most dependable and get the best results. And if you wish to "make your own"—at Radio Center you will find standard and proven equipment from the largest and most successful Radio manufacturers, such as Remler, King-Am - pli - tone, Hipco Batteries, Western Electric, Ship Owners Co., Fircro, Signal and Tuska.

You can depend upon installations made by the RADIO CENTER engineers to give satisfactory results. Call at the store—see the new display.

RADIO CENTER

136 Monument Circle
On North Meridian Street and the Circle.

Open now. Come in any time and ask any questions you wish.

There's Music in the Air—Get It By RADIO

Indianapolis Star, April 27, 1922

2020— VINTAGE RADIO ACTIVITY —2020

Indiana Historical Radio Society

March 14, 2020

Heritage Hall, Johnson County Fairgrounds
Franklin, Indiana

May 1 and 2 (tentative)

Shrine Center
Kokomo, Indiana

August 8 (tentative)

Cool Creek Park, Carmel, Indiana

October 10 (tentative)

Richmond , Indiana

ARCI— Antique Radio Club of Illinois antique-radios.org

February 23, 2020, Swap Meet, American Legion Hall,
Carol Stream, IL

MARC—Michigan Antique Radio Club

July 18-19, 2020 “Extravaganza” Burton Manor, Livonia, MI
michiganantiqueradio.org

CORA Central Ohio Antique Radio Association

coara.org

SPARK Society for the Preservation of Antique Radio Knowledge

sparkantiqueradio.com for monthly meetings

CARS—Cincinnati Antique Radio Society

[cincinnati -antique-radio.org](http://cincinnati-antique-radio.org)

PARS—Pittsburgh Antique Radio Society

pittantiqueradios.org

Tri-State Radio Fest, Sunday, April 19, 2020

Center Stage Banquet Hall, Monica, PA

MSARC - Mid-South Antique Radio Collectors

AWA Antique Wireless Association www.antiquewireless.org



2020 Officers

Alex Whitaker President

2927 South East Street
Indianapolis, Indiana 46225
317-787-2854 ehscott@sbcglobal.net

Michael Feldt, Vice President

12035 Somerset Way, East
Carmel, Indiana 46033
(317) 844-0635 email: feldtm@msn.com

Don Yost, Treasurer

3814 E 400 N
Windfall, Indiana 46076
(765) 945-7014
email: dearsir@netscape.com

Editor Fred Prohl

615 Wren Drive
Franklin, IN 46131
(317) 736-1228 email inhistradio@gmail.com

Dr. Ed Taylor, Historian

1790 East 54th St. Apt 112
Indianapolis, IN 46220
(317) 259-4842

Responsibilities

Activities, business,
administration, & publicity

Sites and dates of meets

Dues, financial, and address
change. Please notify
immediately of change of address.

News articles, radio ads, photos
for Bulletin publication
Maintain indianahistoricalradio.org

Indiana Historical Radio Society
Historical Documentation

Bulletin Deadlines: News, Articles & Radio Ads, 2/15, 5/15, 8/15, 11/15

IHRS Web site address: www.indianahistoricalradio.org

The INDIANA HISTORICAL RADIO SOCIETY is a non-profit organization founded in 1971. Annual membership dues of \$15.00 includes the quarterly IHRS "BULLETIN." Radio-Ads are free to all members. Please include an S.A.S.E. when requesting information. Send applications for membership and renewals to Don Yost, our treasurer as noted above.

The BULLETIN

A publication of the Indiana Historical Radio Society
Forty-eight years of documenting early radio.



An end of September 2019 Beech Grove auction for the Don Johnston and Dr. Ed Taylor collections in was a success for both sellers and buyers. Don and Ed are well known for collecting and restoring prized vintage radio and radio related equipment. Sixty seven registered to bid and an additional thirty or so stayed to watch the activity.

