

*This Christmas
give a present with a
future*



*Like the star at the top of the tree ... Here's the
SOLITAIRE—ideal gift ... a tiny, golden gem of a radio—
only 6 1/2" high! This RA-1 Victor de luxe Personal is finished
with watchmakers' precision in real gold plate and luxurious
catalin. It's a battery set which plays instantly—anywhere!
Give it or own it with pride ... There's nothing else like it!*

RCA VICTOR

RADIO CORPORATION OF AMERICA

Personal Portables, page 8



Officers

Alex R. Whitaker President

2927 South East Street
 Indianapolis, Indiana 46225
 (317) 787-2854e-mail: ehscott@sbcglobal.net

Dr. Michael Clark Vice President

2482 Somerset Circle, Franklin, Indiana 46131
 (317) 738-4649 email: ripmaclark@earthlink

Herman Gross, Treasurer

1705 Gordon Dr.
 Kokomo, Indiana 46902
 (765) 459-8308
 email: hw12x12ihrs@sbcglobal.net

Michael Feldt, Secretary

12035 Somerset Way, East
 Carmel, Indiana 46033
 (317) 844-0635 e-mail: feldt@msn.com

Editor Fred Prohl

3129 Lanam Ridge Road
 Nashville, IN 47448
 (812)988-1761 email fprohl@att.net

Dr. Ed Taylor, Historian

245 North Oakland Avenue
 Indianapolis, Indiana 46201-3360
 (317) 638-1641

Fred Schultz

1246 Lincolnway South
 Ligonier, Indiana 46767
 (260) 894-3092 e-mail: olradio@ligtel.com

Responsibilities

Activities, Business,
 Administration, & Publicity

Sites and Dates of Meets

Applications and Correspondence

Dues, Financial, and Address
 Change. Please Notify

Immediately of Change of Address.

NOTE
 →

News Articles, Radio Ads, Photos
 for Bulletin publication

Donations & Scrapbook Material

IIIRS Museum Curator

Bulletin Deadlines: News, Articles & Radio Ads, 2/15, 5/15, 8/15, 11/15

IHRS Web site address: www.indianahistoricalradio.org

The INDIANA HISTORICAL RADIO SOCIETY is a non-profit organization founded in 1971. Annual membership dues of \$15.00/year or 2 years/\$25.00, includes the quarterly IHRS "BULLETIN." Radio-Ads are free to all members. Please include a S.A.S.E. when requesting information. Send applications for membership and renewals to Herman Gross, our treasurer as noted above.

President's Message

Holiday Greetings to the membership of the IHRS! I hope you all had a very Merry Christmas and a Happy New Year. It's been a while since my President's Letter appeared in a "Bulletin," and I'd like to start out with some long overdue thank you's. First, I'd like to thank Shirley Gross, Bill Morris, Dr. Ed Taylor, Dr. Mike Clark, Glen and Ramona Fitch, and Fred Prohl for all of them making the Greenfield Meeting a big success this year. It takes several dedicated people to put on a good radio meet, and these folks are "old pros" at doing that.

I was certainly glad to see so many IHRS members stay for the business meeting at Greenfield, where the yearly election of officers took place. Your new officers for the 2005-2006 year are: Alex Whitaker – President, Mike Clark – Vice President, Herman Gross – Treasurer, Mike Feldt – Secretary, Ed Taylor – Historian, Fred Prohl – "Bulletin" editor, and Fred Schulz continues on as Museum Director. I am personally thankful to all these gentlemen and their willingness to serve a great organization. Bill Morris stepped down as IHRS Vice President in preparation for the arrival of he and his wife's first child. Although I'm sorry to lose a great vice-president, I'm very happy for him and his family. Thanks, Bill, for your excellent service to the Club.

It has been too many times in the last year that I have had to inform the IHRS Membership of a loss of a prominent member. I now have to do it again. It is with great sadness that I announce the passing of former IHRS President (1996-1998, 1999) and "Bulletin Editor (1997-2000) Bob "Sparky" O'Friel. Bob passed away suddenly at his home on November 28. His funeral was held on December 2. Carol and family have the IHRS' sincerest sympathy.



Bob O'Friel

I had the privilege of working as an IHRS officer both under Bob's Presidency, and as President when he edited the "Bulletin." You really couldn't have found a nicer or more dedicated person to work with (this goes for Bob and his wife, Carol).

The Presidents Message (continued)

Bob started being very involved in the IHRS around 1995, when he helped set up the May meeting at its new location, the Signature Inn on East Washington Street. 1995 had been the last year for the meeting to be held at its beloved former location, the Ramada Inn in Kokomo. The Ramada Inn had become unsuitable for the meeting, and I believe that it was Bob who found the Signature Inn with its big parking lot in back. The first two years of the Signature Inn meeting were hit hard with horrible weather and cold temperatures, prompting a move of the “anchor meet” to June in 1998. He and Carol worked tirelessly before, during, and after the Signature Inn meeting, doing everything from painting numbers on parking spaces in the heat, to reserving cold drinks and the tent for the parking lot. In addition to this, he brought his 1920’s jazz band, The New Charleston Chasers, in for a performance at the Friday awards banquet at the now defunct (and demolished) Laughner’s Cafeteria in 1997 and 1998. The Charleston Chasers, led by Bob, literally blew the crowd away. All of the players were excellent, and Bob stood out on the alto, tenor, baritone, and bass saxophones. In 1998, IHRS member Walt Sanders surprised everyone by joining Bob’s band on the clarinet...no one in the Club knew that Walt had played professionally years before. A long-time IHRS member came up to Bob after one performance and told him, with tears in his eyes, that the ‘Chasers performance had made the banquet the best antique radio event he had ever been to.

Bob loved traditional jazz – he hosted “Jazz Lives,” a traditional 1920’s jazz program, for many years on the University of Indianapolis’ radio station, WICR. Through Bob’s efforts at WICR, Bob, Herman Gross, and I were invited to talk about the May meeting on Paul Irwin’s Indianapolis Today program.. We appeared for at least two consecutive years on this program, giving the meeting a lot of advance publicity. Several “Spring Fling” meets have come and gone since then, and those two golden years stand out as some of the finest. Last year at the IHRS Kokomo meeting, Mike Feldt paid tribute to “Jazz Lives” by playing around 6 hours of the program through his small radio transmitter, supplying music for the operating radios in the contest.

When I succeeded Bob as IHRS President in the fall of 1998, he became co-editor of the “Bulletin”, along with Mike Feldt. Bob (and

Mike) wanted to do the "Bulletin" on a computer, using then fairly new desktop publishing software, as Pete Yanczer had done before him. He went out and spent around \$1500 for a brand new computer with all the accessories, and taught himself (with help from others) how to use it. In 1999, he was still plugging along at the "Bulletin," when things changed dramatically in my life. My wife (now ex-wife) and I were expecting twins when, suddenly, things went wrong with her pregnancy. My son, Jacob, was still-born at 22 weeks, and my wife lay in a hospital bed for 2 weeks and 5 days afterwards attempting to keep my daughter, Jessica, in utero. Jessica was born at 24 weeks and 5 days, weighing only a pound and an ounce, and was not given good odds of survival. Thus began my family's 5 month vigil at Riley Hospital (April 25 – September 21), where Jessica eventually emerged unscathed. She is now a normal, healthy, intelligent, and energetic 6 year old. While all of this was going on, I was keeping Bob, who had become my IHRS contact, informed on what was going on. He checked in with me regularly and chronicled the situation in his "Message From the Editor" columns in the "Bulletin." When I told him that I could no longer continue in my capacity as President, he stepped in and assumed the rest of my term. Herman Gross eventually took the office in October, 1999, one month after Jessica came home from the hospital. I will be forever grateful for Bob's act of assistance and compassion during my family's time of need.

After every "Jazz Lives program, Bob would always sign off with the following statement: "I'll see you wherever Jazz lives, and look for me where there's Ragtime." Jazz, which is the music of America, lives in all our hearts.....and that's where Bob will continue to live.

Goodbye, old friend. Here is a brief view of Bob's life as it appeared on a story card at Bob's funeral:

Robert M. O'Friel was born and raised in Dayton, Ohio. When he was six years old, he stuck his hand in the back of a radio and it knocked him across the room. He wanted to find out what was in there that could do that to him. Thus began his lifelong interest in radio. As a young man, he played saxophone with volunteer musical groups and for nursing homes. He soon became an avid jazz fan.

Robert was a friendly, warm extrovert with a bright smile and an easy laugh. He liked everyone and didn't know a stranger. He was highly respected in the electronic parts business, even by his competitors.

The Presidents Message (continued)

He began broadcasting on WIAN-FM, a radio station of Indianapolis Public Schools. Robert then started hosting the radio program "Jazz Lives." It was an hour long weekly show of music talk, highlighting the era of ragtime. The show aired Tuesdays at 10:00 am on WICR-FM. He was also the bandleader of The New Charleston Chases. Robert was a member in good standing of the Indianapolis Jazz Club, the Classic Rag Time Society, and the Indiana Historical Radio Society.

He is survived by his wife Carol, daughters Ann and Patricia, son Robert, four grandchildren and nine great grandchildren.

In closing, I would like to use Bob (and Carol) O'Friel's example of service to the IHRS as a call to action to other members to get involved in the running of the Club. Quality events for the membership demand work from quality, hard working individuals. All of the IHRS officers, with the exception of our "newby," Mike Feldt, have served as officers for several years. There is a great need for new people of character to become involved with the club as officers. This transition will insure the IHRS' continued existence. If you really enjoy the hobby, and the meets, and would like to help, please consider getting involved. Volunteers are always needed to help at meetings, and with other sundry activities. My volunteering to help with the Kokomo meeting in 1994 has led to 10 years of involvement of the IHRS..... maybe the same lucky thing could happen to you. While being an officer is sometimes trying, I feel that I have been truly blessed to be allowed to participate these last several years. I've met and worked with a lot of great people, and hope I can continue to do so in the future.

I look forward to seeing you all at the February meeting at Beech Grove. Last year was the best winter meeting the club has had for several years. Attendance was unbelievable. If the weather holds out, this year promises to be another great one. The contest was also really good last year. If you have an exceptional piece in your collection, make sure you enter it in the contest. Who knows, you may walk away with a blue ribbon (first prize, not the beer.)

Alex R. Whitaker, IHRS President

The Indiana Historical Radio Society 2006 Meeting Schedule

Winter Meet

Hornet Park, Indianapolis – February 11, 2006

Spring Meet

Johanning Civic Center, Kokomo – May 5&6, 2006

Summer Meet

Ligonier Community Center, Ligonier – August 2006

Fall Meet

Riley Park, Greenfield – October 7, 2006

Regional Events of Interest to Members

Mid South Antique Radio Club For information contact George Freeman jgfree@verizon.net

Northland Antique Radio Club For NARC meet info contact: Jim Thompson, 612-822-4000 or Kip Wallace, 612-544-2547, KipWallace@dl-inc.com

Antique Radio Club of Illinois www.antique-radios.org Next meet – February 5, 2006 - American Legion Hall, Carol Stream, Illinois

Michigan Antique Radio Club see www.michiganantiqueradio.org


Join the AWA-Antique Wireless Association

The original and largest historical radio group. The AWA publishes a quarterly Old Timer's Bulletin. Membership is \$20 per year. Write to: Antique Wireless Association, Inc.Box E, Breesport, NY 14816 www.antiquewireless.org

New Bulletin Cover Header

The new design for the IHRS Bulletin Cover is the artwork of member Bill Morris. Your comments and feedback are appreciated.





Personal Portables

A Brief History of
the Miniature Tube Portable Radio
by
Bill Morris

PART II

1950 Motorola "Jewel Box"

Postwar Personal Sets

After the war, the public was looking forward to the new radios about to be brought out on the market. One of the first was RCA's 54B series personal set. Smaller than the BP10 series, its cabinet was a painted metal strip sandwiched between two alligator hide-textured plastic end pieces. The control panel was chromed like the BP10, but this time the tuning knob was mounted on top of the panel, allowing for easier tuning. It still used the 467 B battery and single D-cell A battery combination.



1946 RCA 54B1

This particular model was so popular that it was produced from September 1945 until around 1948. Its cabinet design and layout also became the standard that other manufacturers drew from, similar to way RCA's 630 series television circuit was widely copied. Among the most popular of this style were sets made by Garod and Regal.

A humorous story about the 54B series' origin is told in Schiffer's The Portable Radio in American Life. An RCA engineer, Kjell Gaarder, was given a few BP10's for a trade show. He opened one up, and noticed there was plenty of wasted space inside. He resolved to re-engineer the set and make it even more compact.

When he presented his work to management, they were upset, because they needed that set for the show in its original condition. From what I have heard from other sources, Gaarder's "re-engineering" became the basis of RCA's postwar personal sets—from the 54B series on.

Personal Portables (continued)



1947 RCA 54B5 "Solitaire"

Around 1948, the most expensive personal set appeared on the market. The RCA Solitaire 54B5 was based on a 54B series chassis, but was decked out in a genuine *gold-plated* cabinet, and trimmed with Catalin on the front panel. The loop antenna was mounted on the cabinet's plastic back. It was priced at \$75 (over \$500 in today's dollars).

The 1950's

IMPORTANT

- Q. THE "B" BATTERY IN THIS SET IS NEW AND MAY BE OBTAINABLE ONLY FROM DEALERS SELLING THIS RECEIVER. FOR AN EXTENDED TRIP WE SUGGEST AN EXTRA "B" BATTERY (EVEREADY #467 OR EQUAL) BE PURCHASED.**
- Q. SINCE THE "B" BATTERY HAS APPROXIMATELY TEN TIMES THE LIFE OF THE "A" (FLASHLIGHT TYPE) BATTERY, DO NOT DISCARD IT UNTIL A NEW "A" BATTERY (EVEREADY #950 OR EQUAL) HAS BEEN TRIED.**

26 789

Battery Notice from RCA Personal Set

Personal sets were lightweight and compact, but they did have a disadvantage. While the miniature tubes drank in less current than previously designed tubes, they rapidly drained the zinc-carbon D cells. Many sets have notes on the inner cover, telling the user that they will replace the D cell at least three times before the B battery is used up. As a result, personal sets were more expensive to keep running than their larger counterparts. In his book, The Portable Radio

in American Life, Michael Brian Schiffer noted that D cells went for about 6 cents in the forties—about the same price as a cup of coffee. Add inflation, and you can see that frequent battery replacement added up.

To compensate, manufacturers brought out several improvements between 1949 and 1951. The first was the introduction of lower consumption miniature battery tubes--1U4, 1U5 and the 3V4.

EVEREADY 477-964
TRADE-MARK
BATTERY COMPLEMENT



No. 964
"A" Battery

No. 477
"B" Battery

for the Latest Model "Personal"
Portable Radios!

LONGER LISTENING with the
LOWEST-PRICED complement
of its type on the market!

List Price **\$2.85** COMPLETE!

(2 No. 964 batteries; 1 No. 477 battery)

Coupled with new tubes, Eveready developed a new series of batteries called "balanced batteries." The idea was that the A and B would be carefully engineered to wear out at around the same time. Hence the name, "balanced". At the end of their life, they would then be replaced as a pair.

The first combination of this series consisted of the 477 67.5-volt B battery and the 1.5-volt 964 A battery. The 477 used the same button snaps as the 467, but its case was slender and narrower. The 964 was the same diameter and composition as a D cell, but it was about 1-and-a-half sizes taller. The official name for the 964 was the "G" size cell. Most portables designed for this combination would use two 964's to one 477.

Personal Portables (continued)



for the NEW "personal" portables . . .
THE GREAT, NEW

POWER-PACKED
EVEREADY


NO. 437 RADIO "B" BATTERY

*Longest lasting radio "B" battery
of its type ever made!*

THIS OUTSTANDING 75-VOLT BATTERY FEATURES:

- Far longer life than any other battery its size
- Higher initial power output
- Balanced service life, when used in complement with FAMOUS "EVEREADY" NO. 964 "A" BATTERIES

Later B batteries would provide more power. The 437 75-volt B battery was introduced in 1953, was the same length as the 477, but was slightly thicker. The 90-volt 479 and 495 were higher-voltage counterparts to the 477 and 437, respectively, and were both about an inch longer.



***1951 RCA B411 Front and Rear,
Showing Ferrite-Rod Antenna***

Another breakthrough appeared with the introduction of the Philco 51-631 and the RCA B411. They were among the first sets to use a ferrite-rod antenna. Lids were no longer needed, and now the sets took on the shape of small lunchboxes.



Various 1950's Personal Personals—Olympic 449, RCA 2B401, Philco B650, Revere 400, Roland Riviera

The Pocket Personals

The last phase of the personal tube radio was the “pocket personal” portable, starting with 1952's Emerson diminutive 747. It was a superhet that used subminiature tubes. Complete with speaker, measured a mere 3 ¾” x 6 1/8” x 1 ½” and weighed 22 ounces. It used a C cell for its filament source and a newly-introduced narrow 45 volt battery, the 412. This was the smallest they'd get. Other pocket portables along the same lines did use miniature tubes and were a shade bigger than their submini counterparts. Others used a mixture of miniature and submini tubes, like the Motorola Pixie and Silvertone 4212.

Personal Portables (continued)

Design Your New Personal Receivers for

BALANCED BATTERY LIFE

with



RADIO BATTERIES

"Eveready" No. 437-964 Battery Complement

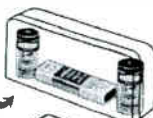
This popular "Eveready" battery combination, for book-type "personal" radios, provides the economy and convenience of balanced battery life at the lowest cost per hour of listening of any battery its size.



"Eveready"

No. 415-635 Battery Complement

For that new pocket-size receiver, design around this combination and get minimum size, top economy and a near-perfect balance of battery life. Also used with a single No. 635 "A" battery, the "Eveready" No. 415 battery is the latest in subminiature power package.



"EVEREADY" "NINE LIVES" radio batteries offer you a complete range of standard types and sizes. You start with the batteries and design around them ... for any type or size of new-model receiver. • With "Eveready" bat-

teries you are sure of better radio performance, longer, more balanced battery life and fewer replacements. Then, when replacements are necessary, nationally distributed "Eveready" batteries are available to the user everywhere.



Eveready 412 Introduction and 1952 Emerson 747

Ironically, it was the 747 that paved the way for the transistor pocket portable. Regency Electronics and Texas Instruments engineers used a 747 case when they were developing a transistor pocket radio. It would later become the TR-1.



1950's American Pocket Personals, using either subminiature or a combination of miniature and subminiature tubes. Clockwise: Westinghouse H491P4 "Peter Pan", Motorola 45P1 "Pixie," 1954 Hallicrafters TW-55 (actually a German Braun Export set), Hoffman BP402 "Nugget"

Collecting and Restoring

Before the influence of the internet, finding a personal radio could be slim pickings. When they could be found, they would show up at flea markets, hamfests, radio meets and less frequently, at antique malls. Within the last ten years, the internet auction service eBay has changed that by creating a "virtual, perpetual and worldwide swap meet". As a result, personal set selection is plentiful and available all year. As with any collectible, prices fluctuate, depending on condition, rarity and desirability. Expect to pay at least \$40 for a decent RCA BP10, far more for a surviving RCA Solitaire.

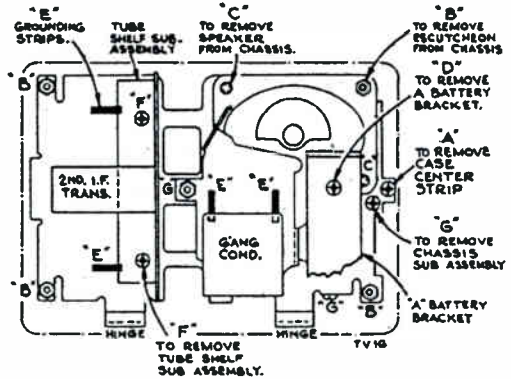
As of this writing (November 2005), the Eveready 467 67.5 volt B battery is still being produced and sold. Their price fluctuates between \$30-\$35. For most of the early personal sets, a standard alkaline D cell can be used for the A battery. Alkalines last far longer than their zinc-carbon counterparts, so frequent replacements will be diminished.

If you intend to operate an early 1950's personal set, you're bound to run into trouble. Eveready discontinued all of the balanced A and B batteries years ago, and while some of those sets allow you to convert the balanced A battery holders to standard D cells, you'll be out of luck in trying to find any of the 477/437/497/479 series B batteries. One solution is to make a small DC/DC converter, similar to the one published in a previous IHRS bulletin.

Personal Portables (continued)

Restoring these sets is more of a challenge than with standard radios. Author John Fryc said that most servicemen never looked forward to working on these “cute” little sets when they were new. They’re built like watches, the parts crammed and layered into a very tiny, tightly-enclosed cabinet.

Take, for instance, the replacement instructions for the RCA 54B series: to remove the IF transformer, you have to literally disassemble three subassemblies before you could even access the transformer leads. With most standard portables, you’d only need to remove the chassis from the cabinet, loosen or unsolder the IF transformer’s mounting tabs, unsolder the leads, and pull out.



RCA 54B Series Disassembly Instructions

In my experience, it’s far better to tear personal sets down to their basic components and restore them, rather than spot-repair them.

For those who have the patience and diligence to tackle the job, they will be rewarded with a working portable that rests easy in the palm of their hand.

In brief, personal sets were the last step in the tube portable radio miniaturization, and they set the stage for the emerging pocket transistor portable. Small and lightweight, they make a great addition to anyone’s radio collection.



Personal Portables author, Bill Morris, has been collecting unique tube and transistor radios for over 20 years. His work is tech support for an Internet Service Provider. Bill is excited with the prospect of becoming a father shortly, a girl.

IHRS Contest Categories for 2006 – Prepare Now!

Winter Meet - Hornet Park, Indianapolis – February 11, 2006:

- 1 Radio Advertising
2. Diode/Germanium radios

Spring Meet - Johanning Civic Center, Kokomo – May 5&6, 2006:

- 1 Open
2. Made in Indiana
- 3 Homebrew receiver or transmitter
4. 1920's Battery Radios (table or console)
- 5 Transistor radios
- 6 Crystal sets (pre 1930)
- 7 pre 1940 AC radios (table or console)

Summer Meet - Ligonier Community Center, Ligonier – August 2006:

- 1 Portable tube radios
- 2 Cost me less than \$20.00

Fall Meet - Riley Park, Greenfield – October 7, 2006:

- 1 My favorite radio
- 2 Commercial Amateur Radio Equipment

Tables will be available at each meet for Vintage Radio Displays.

New Treasurer! New Treasurer!

2006 IHRS DUES NOTICE

Your Indiana Historical Radio Society membership is now due if your mailing label reads 12/05 or earlier. Please send a check payable to the *Indiana Historical Radio Society* in the amount of \$15.00 for a one year membership or \$25.00 for a two year membership.

Send your payment to:

Herman Gross, IHRS
1705 Gordon Drive
Kokomo, IN 46902.

Please include your current mailing address, if not on your check, and your email address, if you have one. Membership questions? Contact Herman at hw12x12ihrs@sbcglobal.net or call him at (765) 459-8308.

Cadle Tabernacle

Contributed by Dr. Ed Taylor with permission from author Theodore Slutz

During the 1930's, Indianapolis evangelist E. Howard Cadle became famous throughout the country for a religious radio program that he broadcast daily over WLW in Cincinnati. After his death in 1942, the *Indianapolis News* observed that Cadle "had deep and detailed knowledge of human nature and an instinct for folklore and folkways. He talked to his people in their own words and he made them feel that he was talking to each one of them as if in personal conversation."



Cadle's radio program, *The Nation's Family Prayer Period*, served as the foundation for a minor evangelical empire. The program was broadcast live from the Cadle Tabernacle, a ten-thousand-seat revival center that Cadle had constructed in 1921 at the northwest corner of New Jersey and Ohio streets in downtown Indianapolis. Beginning in 1932, Cadle presided over the program at 6:00 a.m. and weekdays and Saturdays, in addition to an 11:00 a.m. Sunday broadcast.




Because of WLW's extraordinary broadcasting power, Cadle's listeners were scattered across the United States but were concentrated mainly in the Midwest and the upper South, where the station's signal could be picked up clearly and consistently.



By 1939 Cadle's ministry had grown large enough to merit a five-page spread in *Life* magazine. The photo essay documented the many facets of the minister's

empire: the tabernacle, where “every Sunday Cadle whips a congregation of 4,500 to repentant fervor”; the radio broadcast, “which floods his office with 4,000 letters weekly”; the air plane in which Cadle flew to revival meetings in several nearby states; and the radios Cadle placed in 330 mountain churches, allowing 60,000 people in “preacher-less churches in the back hills of Kentucky, West Virginia, Ohio, and southern Indiana to hear his words from radios which he has installed gratis in their pulpits.” *E.T.*



Cadle Tabernacle, Indianapolis

Auction of Old Radio Equipment

IHRS is scheduling an auction for the Spring Meet in Kokomo, Saturday afternoon, May 6, 2006. If you have radio or radio related items you want to sell at the auction, inform auction chairman, Herman Gross, of your intent.

(See page 2 for contact information.)

Important: Tell the chairman what you are entering in the auction by the end of February, 2006 so the item(s) can be listed on an auction billing (published with the March Bulletin).

Also important: If you do intend to sell at the IHRS auction, and IHRS advertises your radio equipment, it is only fair to buyers that the item(s) are available at the auction. Please bring what you say you intend to sell.

THE JEFFERSON TUBE REJUVENATOR

By Bill Arnold, Washington, Indiana

During the early years of radio, there seemed to be various devices that either helped or improved the quality and function of the newly developed radio. It was quite common to see advertisements for something that would enhance reception, improve sensitivity or reduce noise. It seems like these sort of devices have always been interesting to me not only in the technical standpoint but also in the historical aspect. After all, this is how the modern radio evolved by the design of these. As you can guess, some of the gadgets did not work very well while others did not work at all.

I can remember various devices in the 50s when TV was relatively new that made wild claims. There were picture tube brighteners for older televisions that seemed to improve the brightness of the picture tube simply by stepping up the filament voltage. While this might work for a while, eventually it became a torture test for an already weak tube. There were antenna boosters that claimed to improve the reception but I am not convinced they worked well. After all, they amplified the distortion as well as the signal. If it amplified anything on the inside of the house, it might pick up appliance noise as well. I have also seen the devices that one could merely plug into the outlet which provided an antenna for your Television. It claimed to use your whole house as an antenna. I seriously doubt if these were very effective but to the consumer, it seemed reasonable and they probably sold several. It is hard to guess what the benefits to these contraptions were.



At any rate, gadgets that enhanced or improved your existing radio or TV was not a new idea. The manufacturers were using the same techniques to get the consumers to spend their money to improve what may have been poorly designed radios of the 20s and 30s. About the only thing you can do is to make sure the radio is operating at its peak efficiency. Although your favorite radio has not improved with age, you can make it operate as it did when it was new. If it was a terrible set when it was new, don't expect miracles.

The radios made in the 20s were for the most part a TRF (Tuned Radio Frequency) radio and did not have the IF transformers. They operated a little differently and did not perform as well as the later 30s Superheterodyne sets. This brings about a whole different repair approach since this was a different design. The tubes were different as well and did not have as many elements. The filaments were made of tungsten and thorium. Under certain conditions, a corrosion would form preventing good emission thus a weak operating condition. There were devises that enabled the corrosion to be burnt off the filament allowing better emission and a few more years of operation.



One such devise to "perk up" the old tube was the tube rejuvenator. I had seen these in the past and wondered if they actually worked or if it was indeed another gimmick to take the consumers money. Of course, the ones I had seen were more expensive than what I was willing to pay considering that it might not work.

In fact, I only had one radio that used such tubes and that was my Grebe. It uses the popular 01A. That tube was used in a lot of radios in the mid to late 20s. It was a very common tube along with the 199 tube. There were two versions of that with the UV-199 having short pins and the UX-199 having long pins. I have examples of these two tubes but they are for display only and have open filaments. I wouldn't have anything to use either version of the 199s in right now. I mainly collect radios made after that.

Still, I would see the Tube rejuvenators at various times and thought if they were priced cheap enough, it might be something I could have in my display along with tubes, grid leak resistors, and various other items. This is how I came to own one of these.

The Jefferson Tube Rejuvenator was made by Jefferson Electrical Manufacturing Corporation in Chicago, Illinois. My guess is that it was made in the 20s because that was the era that those type of tubes were used. It has sockets for the 01A as well as UV-199s. There are two switch positions for each tube to apply the voltage to the filament for a short period that burns off the corrosion on the filament and a lower setting to "burn in" the tube.

Jefferson Tube Rejuvenator (continued)

In this way, the filament could be cleaned thus providing better emission. The higher setting was to "flash" and the lower setting was to "age" the tube. Supposedly if this technique worked, the tube had been rejuvenated and was ready to use. The rejuvenator has instructions which tells how long to leave the voltage on in each position. It operates on 100 to 120 volts and 50 to 133 cycles according to the tag. I did some checks on a tube that tested bad on my tube checker. This one I was able to re-condition from a bad tube with an almost zero emission reading to a tube that checked a little over 60% in the good scale. I only had one tube that was weak to try to rejuvenate but apparently it worked and I am satisfied that this was a good devise when it was new. It did give life to an otherwise bad tube. Of course, you have to remember some tubes have used up all of their usefulness and others will just not respond to any sort of projects without the filament opening up.

It is a good thing to remember, though. There may well be tubes that show low or no emission and be a good candidate for this type of project. Actually I thought this worked pretty well and I was satisfied with the results. That will vary depending upon the condition of the tube and I would guess the type of tube. I only tried the 01A because that was all I had but anything that will fit in the sockets will work if they have thorium coated filaments. It worked on the tube that I tried and I was happy to be able to bring a bad tube back to life. It is worth a try instead of throwing away a tube that might be good.

The Jefferson ad is from a 1928 Western Radio Catalog. A similar ad is in a 1925-26 American Radio catalog, priced at \$4.88.



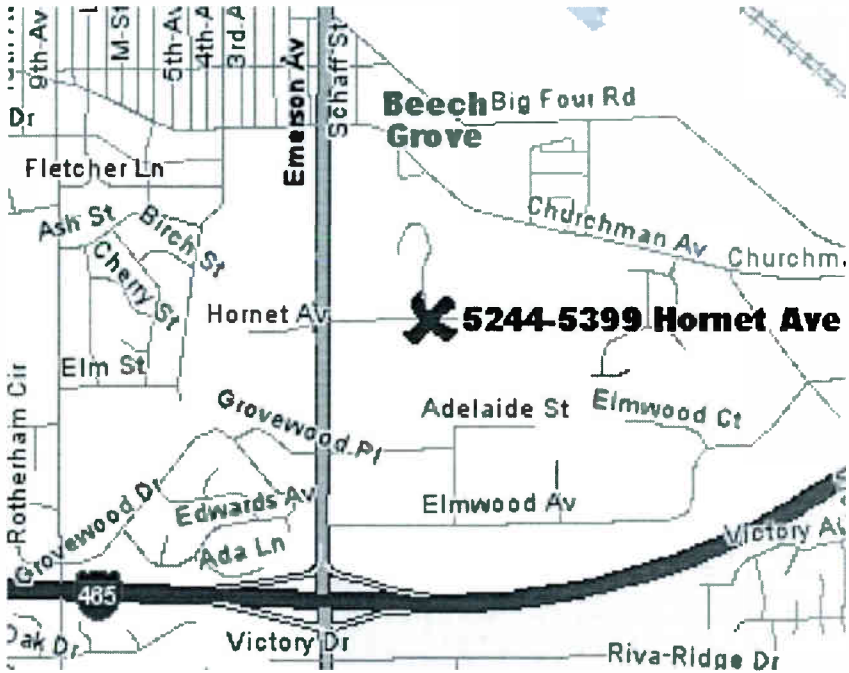
Jefferson Rejuvenator
For 199 and 201A tubes. Keeps them like new. Will revive all types of tubes that have Thorium Filaments. Will restore weak tubes that are not burned out or mechanically injured. 110 volts—60 cycle.
Your Price **2⁶⁵**
List Price 34.80
Stock No. 282

Historical information on the Jefferson Company and Jefferson Electric Testers can be found at www.roger-russell.com/jeffers/jeffers.htm

A frequent contributor to the Bulletin, Bill Arnold has a small collection of radios but mostly fixes them to sell. Bill enjoys the electronic restoration work as well as the cosmetics. He is retired from Crane Naval Station where for thirty plus years he worked in electronics. In addition to his radios, Bill has several antique cars, and a 1953 Schwinn with a Whizzer motor.

IHRS Winter Meeting – Hornet Park, Beech Grove

Saturday February 11, 2006



Meet at the Hornet Park Community Center, 5245 Hornet Avenue, Beech Grove (South Indianapolis)

A Swap N Sell indoor meet - 7:00 am to 12 noon (No Friday setup.)

Old Equipment "Popular Vote" Contest categories:

- 1 Radio Advertising
2. Diode/Germanium radios

Table space will be available non-contest radio or radio related items you would like to display.

The Hornet Park Community Center is three streets north of south-east I465, exit 62 (Emerson Avenue, Beech Grove). Travel north from I465 to Hornet Avenue. Turn right at Hornet Avenue – the Community Center is about two blocks east on the right.

Meet contacts: Fred Prohl, 812-988-1761 or Ed Taylor, 317-638-1641.

from the Photo Archives



In July of 1978, IHRS met at the Midwest Phonograph Museum in Martinsville. No longer in the building, the museum housed an outstanding display of antique and vintage phonographs.



Dr. Drake, museum owner, leads tour



Mrs. Drake leads another group



The open trunk – not much has changed!



Recognize the above IHRS members?
L-R: Walt Sanders, Julien Stark, Eric Sanders and Al Jochem



For Sale: Acme Earphones, \$20.00; 1947 Admiral 7T10-C, Original \$35.00; 1932 Aetna, Walnut, \$65.00; 1932 American, Walnut, \$65.00; 1946 Arvin 544A, white, \$55.00; Home made Balanced Amp, \$115.00; 1950 Crosley 10-138, Maroon, \$100.00; 1934 Crosley 5M3, Walnut, \$110.00; Emerson 108 Brown Bakelite, \$245.00; 1946 Farnsworth, ET-064, \$75.00; 1948 Farnsworth GT-051, white, \$125.00; 1932 International Kadette, \$150.00; 1932 Majestic Walnut, \$65.00; 1927 Peerless Speaker, Mahogany, \$45.00; 1934 Philco model 60, Walnut, \$150.00; 1942 Philco 42-PT95, Walnut, \$50.00; 1930 Philco 20, Walnut, \$250.00; 1931 Philco 70, Mahogany, \$350.00; 1939 RCA 9TX31, Bakelite, \$65.00; 1946 Pilotuner, Walnut, (Doesn't work) \$25.00; 1924 RCA 103 tapestry speaker, Black, \$100.00; Sentinel 309-1, White, \$45.00; 1949 Zenith 7H920, \$45.00; 1950 Zenith G725, Brown, \$35.00. All are subject to prior sale. Most of the radios have been restored and play nicely. My list of radios change from time to time depending upon what I fix up and what I sell. If interested contact Bill Arnold 1 Cindy Kay Drive, Washington, Indiana 47501 or phone 812-254-1702. Also email: bbarnold@excite.com 10/05

For Sale: New & used tubes. Send a long SASE for list. Contact Ralph Keen, Jr. 1003 Sutton Rd. Greensboro, NC 27406-8812 Phone 336-674-7379 06/04

For Sale: Photocopies: Manuals for B&K E-200D Sig. Gen, Radiola III, IIIA, 17, 18, 25, 60, 100, 100A & 103 and other paper, some original. LSASE or email for list. Herman Gross, 1705 Gordon Drive, Kokomo, IN 46902 765-459-8308 Email: w9itt@sbcglobal.net 10/05

Wanted: R.F. choke, Zenith part 20-135, for Zenith chassis 1204, as shown in Rider 8—41. Richard Ender, 806 Lee St., Milan, MI 48160. (734) 439-2545 03/05

For Sale/Trade: See our new website for beautifully restored radios. Choose from deco tabletop models to gorgeous consoles. Always open to reasonable offers. Check us out at: www.tubularradio.com Actively collecting Zenith and other high-end 30's wooden sets. Bob Snively, Richmond, Indiana Phone; (765) 935-3746 E-mail; totallytubular@aol.com 10/05

Wanted: Any information about Marconi No. 3574 receiver (made by "MWTC, Ltd. London") using carborundum, valve, and perikon detectors. Needed for restoration project. George B. Clemans, 851 West Wooster St., Bowling Green, OH 43402. (419) 352-7198, clemans@bgnet.bgsu.edu. 10/05

FOR SALE: Reproduction Philco cathedral cabinet parts and reproduction cabinets for model 20, 21, 70, 90. Grandfather clock finials: Philco 570, GE H-91, Crosley 124. Philco Colonial Clock top trim and finials. Rider's Radio Index, 1 through 23 -\$20.00 ppd. Books, SASE for list. All plus shipping. Philco cabinets, front panels, see page 22 in Volume 29, #4 the Winter edition. Other parts, inquire. Call or e-mail for details. Note new phone # and address. Dick Oliver c/o Antique Radio Service, 1725 Juniper Place, #3 10, Goshen IN 46526. New phone # (574) 537-3747, e-mail dolivears@aol.com 10/05

Wanted: Speaker assembly for a Radiola 26. Also need three wrap around ST shape tube shields (3 piece form fitting shields with grounding straps) Fred Prohl, 812-988-1761, fprohl@att.net 10/05

For Sale: Philips Radio tube books. I am currently reducing my stocks of my book "Illustrated History of Philips Radio Valves to 1935" and am offering signed copies to fellow IHRS members for \$10 cash including air mail postage.

Also available - Various American and British military tubes at \$5 each plus postage - JAN577W thyatron ?, 2K48 klystron, CV372, CV2868 thyatron, VU133 rectifier, CV73/11E1 pentode, CV415 small transmitting, CV398 trigatron, CV2902 gas diode, VU120 rectifier, SU2150 rectifier, VR118/KT2 tetrode, CV404 rectifier, CV354 low power triode, NGT2 argon relay, AWA (Australian) VT46/866A rectifier, Australian STC 3J160E small water cooled transmitting tube. I have about six of each tube available and most are new old stock. All 4 of the last listed tubes have stress cracks, no markings and are believed to be experimental. Photos are available and I welcome any enquiries.

Please reply to Fin Stewart, "Cockerdale", 380 Bulga Rd, Wingham, N.S.W. 2429, Australia.. email address - ferrowatte.m.380@bigpond.com 10/05

Interested in TV history? Want to see how it started? Try this Web site. You'll be amazed how far we've come.

<http://pyanczer.home.mindspring.com/Tour> Note: all lower case except the upper case "T" in tour.

Pete Yanczer, 635 Bricken Place, Warson Woods, MO 63122-1613 10/05

RADIOADS (continued)

FOR SALE: Federal Book: Limited supply again available. 64 page booklet describes Federal Tel. & Tel. Radio-from the beginning in 1921 to the end in 1929. Over 60 illustrations including pictures of early Federal RF and audio amplifiers as well as all early radios. Many federal parts are pictured and described. The article and speech by Dick Scramberger, the Federal expert, are included. All Federal models are listed with the year and month introduced, cost new, and description. The Federal Broadcast station, WGR first in Buffalo is included. There are two pages of references for more Federal information. This booklet contains more Federal information than exists in any other single spot. Good Quality printing. Please send \$7.95 (Including S&H) to Larry Babcock, 8095 Centre Lane, East Amherst, N.Y. 14051 03/05

For Sale: Indiana book: "From Crystal to Color, WFBM". This beautiful 190 page, hardcover book, published by Indianapolis station WFBM in 1964, tells the history of the station from 1924. First edition with dust jacket in excellent condition. \$18.00 Harry Blesy (630)789-1793 10/05

For Sale: Philco Bakelite Radios: Models B956, \$40.00; 46-250, \$40.00; 49-500, \$45.00; 49-905, 35.00; 51-930, \$45.00. Zenith Transoceanic Mod A-600 with spare tubes, \$150.00 Ray Andrejasich (317) 846-6977 03/05



Write!

Radio ads - Free to IHRS members. Please limit them to 100 words. Unless we are advised otherwise, we will run ads for two issues. The exception would be where services, etc. are being listed. Please send your ads to the editor at the address shown on page 2. Please, type all ads before submitting them. If you cannot submit an electronic copy, we can scan in a typed copy.

Articles for publication. Radio history or restoration and repair of radio, your own radio collection; someone else's radio collection; your recent or memorable radio find; your experience at a radio event. Pictures are encouraged. We can scan good quality color or B&W prints. Sending jpeg pictures on CD-R works well. Please do not email pictures, your editor is on dial-up and the download time is unbearable.



"Home Sweet Home" at number VII Super Zenith