



BULLETIN
Indiana Historical Radio Society
PRESERVATION FOR POSTERITY


Vol 25

December 1996

No. 4



Happy IHRS 25th Anniversary. See page 7



OFFICERS

Robert O'Friel, President
 7631 Cape Cod Circle
 Indianapolis, IN 46250
 317-849-4028

Alex R. Whitaker, Vice President
 426 Whiteland Road, Apt. A
 Whiteland, IN 46184
 317-535-4174

Glenna Sanders, Secretary
 15 Todd Drive
 Terra Haute, IN 48362-2704
 812-877-2643

Dr. Michael A. Clark, Treasurer
 6484 East 350, North
 Franklin, IN 46131
 317-738-4649

Peter Yanczer, Editor
 835 Bricken Pl.
 St. Louis, MO 63122-1613
 314-822-1748

Dr. Ed Taylor, Historian
 245 North Oakland Ave.
 Indianapolis, IN 46201-3360
 317-638-1641

Fred M. Schultz
 1246 Lincolnway South
 Ligonier, IN 46767
 219-894-3092

RESPONSIBILITIES

Activities
 Business
 Publicity

Sites and Dates
 of Meetings

Applications &
 Correspondence

Dues, Financial &
 Address Changes

News, Articles &
 RadioAds

Donations & Scrapbook
 Material

Museum Curator

*Season's
 Greetings*



From Us to You

BULLETIN DEADLINES, News, Articles & RadioAds -- 2/15, 5/15, 8/15, 11/15

The INDIANA HISTORICAL RADIO SOCIETY is a non-profit organization founded in 1971. Annual membership dues are \$10.00, which includes the quarterly IHRS BULLETIN. RadioAds are free to all members. Please include a S.A.S.E. when requesting information.

A MESSAGE FROM THE PRESIDENT

We had two great meets in the last several months and I will tell you about those elsewhere. I must first address two important issues. As was mentioned in the October meeting, Peter Yanczer had apprised me when I first took office, that he had literally signed on for a defined period of time as the Editor of our "Bulletin". As stated in that meeting, that time is near. He wishes his resignation take effect after the next "Bulletin". Peter has done a fine job of putting together very interesting and informative publications for us utilizing the excellent computer and Word Processor programs that he has. His efforts have led to significant cost reductions and a timely completion of each Bulletin. I express our thanks for the services he has rendered to the club. We must now find a replacement for him in order to keep the "Bulletin" coming at its regularly expected time. Ideally, a candidate would have a computer/word processor setup like WORD or WORDPERFECT, that would simplify the page layout and the other factors with a minimum amount of time invested. If you enjoy putting your creativity to work in an important cause, please call Pete or me. Pete would be available to provide guidance for you when you begin your duties, We do need you, so please don't hesitate.

I am pleased to note that my general plea for Volunteers in the last Bulletin was met with an enthusiastic response from Scott Baird in Terra Haute and from Mr. and Mrs. Lou Moses of Carmel. Lou and his wife were on hand early at the Greenfield meet but Glenn Fitch had already arranged to staff the event well with family members and friends. We will need the volunteers for the coming events including the annual Big May Meet. **We need additional Volunteers so please call if you can help.**

I'll see you wherever Radio lives **Bob O'Friel**



COMING EVENTS

SATURDAY, FEB. 15th, 1997, 7:30 AM till.....

WINTER MEET Registration: \$5.00

Holiday Inn Southeast, 5120 Victory Lane, (I-465 at Emerson Rd., exit 52)

CONTEST: "Favorite Table Radios less than 40 lbs in weight."

LUNCH: Buffet consisting of Roast Round of Beef, Golden Brown fried chicken, tossed green salad, potato salad, cole slaw, pasta salad, whipped potatoes, green beans almondine, rolls with butter, selection of fruit pies, coffee, tea, decaf. Price, \$12.95, (we need to book at least 50 lunches in order to get the meeting room and services free.) Free coffee and donuts for the early arrivals. CONTACT; Mike Clark, (317)738-4649 or Alex Whitaker, (317)535-4174.

Thursday, May 1st, (setup day for early arrivals), Friday

May 2nd and Saturday, May 3rd, 1997. IHRS/AWA Regional 26th annual Spring Meet in Indianapolis. Signature Inn, I-465 and East Washington Street, (special rate to be in effect for IHRS members, mention that when you are registering) See the "Message From The President" in this, as well as the last Bulletin.

VP Alex Whitaker has arranged to have Kevin Silva as our guest Speaker at the Friday Night (May 2nd) Awards Banquet which will be held at the nearby

Laughner Cafeteria on East Washington Street at Franklin Rd.. This facility offers several advantages. Proximity, reasonable pricing, (many objected to the high costs of the previous banquets attributable to amortizing the cost of meeting rooms and services) and the ability to choose exactly what you want to eat. The motel itself will have a separate parking lot cordoned off for us and we will provide nighttime security. Kevin Silva, who owns "Uncle Albert's Tube Amplifier Service, (that speaks for itself) is the grandson of Alvin Silva who worked with Edwin H. Armstrong before becoming the chief engineer at Atwater Kent from 1924 to 1936. Kevin has the original prototype chassis of the last AK to be produced. Alvin Silva then became the chief design engineer at Arvin from 1936 to 1947. As such, he was the one responsible for the now-famous midget Arvin Metal 402 etc. series that literally saved Arvin from going out of business.

Peter Yanczer has agreed to make a presentation on that Friday afternoon of the Visionette mechanical television. This is similar to early mechanical scanning systems devised in the late 20's as one of the first steps in TV.

CONTEST: Five categories including : 1) Table sets of the 1920's. 2) Communication receivers through 1948. 3) Most unusual radios of the 1930's. 4) Test equipment through 1950, 5) Indiana made radios

REGISTRATION: \$5.00

CONTACT: Alex Whitaker, 317-535-4174 or Bob O'Friel, 317-849-4028

SUNDAY, June 15th, 1997 7:00 AM to 3:00 PM

Special summer Meet/Contest. This will be the second annual performance contest using live radios manufactured in the 1920s.

Forest Park Inn, just northwest of Noblesville, Indiana in Forest Park on State Road 19.

Swap meet outdoors, bring a table. Ample space inside in case of rain.

Registration: \$5.00 per member/family or guest

Contact: Mike Feldt (317)844-0635 (For more info, see pg 14)

Saturday, August 23rd, 1997 7:00AM to ??????????

IHRS Annual Northern Indiana Meet

HIGH DIVE PAVILION, Elkhart, Indiana

Contact: Doug McIntosh (219)264-4658 or Terry Garl (219)679-4280

IHRS SILVER ANNIVERSARY.... 1971-1996

By the IHRS Historian, Dr. Ed. Taylor

Twenty-five years ago Gary Vierk was an Indiana National Guardsman, stationed at Camp Grayling in Michigan. Gary had a small collection of antique radios at his home in Lafayette, Indiana and was a member of the Antique Wireless Association, (AWA). The AWA had been in existence since 1952 with its headquarters and meetings in upstate New York, with members from all over the United States. Since the AWA conferences were so far away, Gary thought there might be enough interest to start a club of radio collectors in Indiana. He contacted the AWA for a roster of Indiana members and sent a form letter to all of the collectors on this list. He then made a circle on the Indiana map of those who responded to his letter. The focus of this circle was Peru, Indiana. He then arranged for a meeting place at the YMCA in Peru and sent a second letter about assembling this group to form a state wide organization. On October 4, 1971 thirteen radio collectors and their wives attended this first meeting of the Indiana Historical Radio Society. They included teachers, accountants, factory workers and college students. Many of the group were "Hams."

Gary Vierk and his mother (an artist), designed the IHRS logo with the motto "Preservation For Prosperity" provided by Marshall Howenstein. The first IHRS quarterly "Bulletin" was published in May 1972. The IHRS membership tripled in 1972 as other Indiana radio collectors became aware of our organization. The IHRS was the second radio collector club. The AWA was first and the Antique Radio Club of America (ARCA) was third. ARCA has since merged with the AWA.

(continued on pg 7)

One of the earliest endeavors of IHRS was a display of old radio equipment and ephemera at the Indiana State Museum in Indianapolis. John Noble was a personal friend of museum director Carl Armstrong. Through this affiliation, the IHRS assembled a large display of radios in a gallery on the first floor of the Indiana State Museum. The exhibit was initially scheduled for one year, but due to its popularity, was extended to three and a half years. The show was admired by approximately three hundred visitors daily from January 1973 to June 1976. The IHRS has also exhibited radios in Lafayette, Plymouth, Auburn and other Indiana locations. Through the efforts of member Fred Schultz and his daughter Marcella, the IHRS now has an outstanding museum in Ligonier, Indiana.

Of the thirteen founding members, seven are still active: Jim Fred, Marshall Howenstein, Don Johnston, Serge Krauss, Ross Smith, Ed Taylor, and Jim Thomas. Three are deceased: Del Barrett, John Noble and Warren Johnson. The whereabouts of Joe Duray and Julian Stark are unknown at this time. Gary Vierk is a businessman in Lafayette, Indiana

The IHRS enjoys a sound financial structure and a flourishing membership, not only in Indiana, but from coast-to-coast and overseas.

On the Cover..IHRS charter members with the 25th Anniversary cake.They are, clockwise from the right, Dr. Ed Taylor, Don Johnston; Ross Smith, Wava Smith and Marilyn Johnston. Note: Wava and Ross just celebrated their 55th wedding anniversary. (Photo by Ed Taylor)

Here's an interesting letter I received. I thought you might be interested.... PY

Mr. Peter Yanczer, Editor

Indiana Historical Radio society Bulletin 835 Bricken Pl.

St. Louis, MO 63122-1613

Dear Peter,

My wife and I traveled to the IHRS swap meet in Elkhart on 17 August. We arrived bright and early at the location. A nice crowd had gathered and begun to set up. The weatherman promised a nice day, what more could anyone want?

I pulled my VW bus into a choice spot and after setting up my table started to unload my goods. I had a few more radios to unload when I noticed coolant streaming from under the van and running under the table. You can't imagine all the thoughts that ran through my mind: This can't be happening! ... was of course the most prevalent thought. This was, of course, expressed with two words ("Oh" being the first.) My other thoughts were: Will I make it to the VW dealer in time? Where is the VW dealer located? Will I make it to any repair shop? Can the problem be fixed? Should I reload all the radios? Didn't I purchase that expensive 5 year extended warranty in June 1991? How will we get home?

I went to the main building to look for a phone and possible help in the form of someone who could bring me back from a repair location, someone who might be familiar with the area. I knew that pulling anyone away from the event would be next to impossible for if my coolant and everything else that belonged in my car was still intact it would be pretty hard to get me to leave; especially after traveling all that way.

(continued on pg 9)

Well, I encountered Ty Gregory, and what do you know..... Hoosier Hospitality in the flesh. Ty was thoroughly involved with the club programs. I have seen Ty at work before and he performs his duties with utmost diligence. Still, when Ty heard my dilemma, he came to my rescue. Ty came out and analyzed my situation, made a number of phone calls for me, and then drove with me to a repair shop. My problem was a leaky gasket and the mechanic said he could repair it..... MONDAY when he could get the part! He said that I could probably drive home stopping and adding water every so often. The leak had subsided somewhat and we returned to the swap meet. I picked up three gallons of distilled water on the way back. Ty had to get back to his club duties and I parked and placed a container under my vehicle, still unsure about and concerned as to our trip home.

By now everyone had heard of the problem and many people came by to see how we were doing. Jeff Byer came by and suggested that I try some coolant system sealer. Jeff became my good Samaritan number 2 as he offered to drive to a auto parts store for sealant. I took him up on the offer and when he returned we placed it into the bus and ran the engine per the instructions on the label. The stuff actually worked! and worked! got us back home without having to add water and no leaks during the drive.

I really appreciate everyone's concern that day and sure am thankful to Ty and Jeff for going out of their way to help a fellow collector. By the way, sure looked like a good meet, we'll have to go back to that one.

Sincerely ,
Harry Blesy
Hinsdale, IL

IHRS NEWS

Well over 68 collectors attended the **Elkhart meet** held on August 17th of this year. The great "pitch in" dinners have commanded more and more attention and more than ever attended. The Contest was divided into six categories and the winners were as follows: 1) Radios of the 1920's, **Ross Smith** first with a Leutz Model C/C7 with a Radiola Loop. **Ed Dupont** won a second with a Kodak 1924, 3 tube reflex. 2) Radios of the 1930's: **Roger Amlin** was first with a Majestic Model 174 tombstone and **Doug McIntosh** was second with an RCA 128. 3) Radios of the 1940's: **Ed Taylor** had a first place with a Walter Loy Crystal set and **Terry Garl** came in second with a Spartan 6-66A. 4) Radio's of the 1950's: **Fred Schultz** was first with a Regency TR-1 maroon transistor set. Second went to **Clorine McIntosh** with a Valiant Globe. 5) Advertising Items: **Doug McIntosh** was first with set of Nipper Dogs. No second was awarded. 6) Favorite Radio—**Jeff Buyer** was first with an Evil Knievel Motorcycle. There were two second place wins; **Wava Smith** with a Globe Transistor and **Fred Schultz** with a clock.. Tune in next year on August 23rd for the next Elkhart meet.

Our **Fall Foliage Meet in Greenfield** was attended by 78 or more seekers of Vintage Radios and were rewarded with a good turnout with lots of radios and parts, good weather and a fine feast of good food. The contest theme was "My Favorite Low cost radio of the 1930s" and seven entries resulted in two awards. First place went to **Matt Limpert** for a 4 tube National/Climax and the second went to **Lionel Haid** for his Zenith model 805.

(continued on pg 11)

This meet also provided an opportunity to celebrate the 25th anniversary of the IHRS. There was a large anniversary cake and **Ed Taylor** had the honor of cutting it, duly supervised by our President, **Bob O'Friel**. (Its said that they got the largest pieces)

Mike Clark provided a special cake decorated with 25th Anniversary notation. **Ed Taylor** put together a story of how the IHRS was formed by the Charter Members and it has been included in this issue of the Bulletin. (See page 6)

Election of the officers was held and the following were appointed: **Robert (Bob) O'Friel**, President, **Alex Whitaker**, Vice President. **Dr. Michael Clark**, Treasurer. **Glenna Sanders**, Secretary. Our thanks to **Clif Bolton** as the outgoing VP for his services in that capacity. Although not defined as offices in the constitution, the posts of **Dr. Ed Taylor** as historian, **Fred Schultz** as museum curator and **Peter Yanczer** as editor pro-tem also appeared on the ballot as they had last year, as tribute for services rendered and as such, received confirming votes. **Fred Schultz** reported that record numbers of visitors have been attending the museum. The driveway, now with brick paving, provides convenient parking. Members should make it a point to visit the museum. It's been a labor of love that deserves our top tribute.

Bob O'Friel

Robert S. Davey of Frankfort Indiana had a heart attack on 8/17 and had open heart surgery followed by insertion of a new mechanical valve and pacemaker. He presently is in a cardiac rehabilitation program and says that he would also like to be a volunteer but will probably be out of circulation until late February, 1997. That's what I call a sincere offer. As I said before, if each member would support the club in this manner once (and only once), every 2 years, we would never have a problem. .

Bob O'Friel

IHRS MUSEUM REPORT

The museum was forced to close for 3 weeks in the middle of the summer in order to complete the brick driveway. In spite of this, over 10,000 have now visited the museum. October was one of our busiest months with over 1200 guests. Tours are now being scheduled through the summer of 1997.

The heating and air conditioning systems have been completed, the new driveway finished and a fund drive is underway for a new roof. This will complete the major part of the building restoration. We recently received \$2,900 grant from the Noble County Community Foundation to be applied to the roofing project.

While the museum has no admission fees donations have paid the utilities and kept it financially sound.

New museum items include a nice catalin and rare transistor radio display by Charlie Miller. A patriotic red, white, and blue Zenith console from Doug McIntosh, a rare 1939 Worlds Fair radio and related Worlds Fair items displayed by Ross Smith, a sharp 12 tube Zenith Waltons radio, an unusual one tube Magnavox horn speaker, a large microphone display with some unusual microphones, a Regency TR1 transistor display including a rare mahogany set and several other items.

Having been open a little over a year now, I will share some of the interesting observations:

1. About 90% of the museum visitors are from the general public, the rest being radio collectors.
2. Adults look for radios they, their parents, or grandparents owned. Kids want to see displays that make things happen.

(continued from pg12)

3. Everyone has a story about "the one that got away".
 4. Many from the tour groups including the guides return to the museum bringing family members and friends.
 5. Among the most asked questions are, do they all work; how much is it worth; where did they all come from.
- The most liked displays are:

1. Novelty radios
2. German Peoples radio
3. Mae West radio
4. Gibson Girl, an emergency transmitter, when demonstrated
5. Crystal sets
6. Catalin radios
7. Radios of the 1920's
8. Grandfather clock radios
9. WW1 and WWII sets
10. Horn speakers

Several things are still in the planning stages, including highway signs giving directions to the museum. These have been approved by the state and will be erected by the State Highway Department.

The Ligonier Telephone Company will feature the museum on the cover of the 1997 phone book, due out in December. In addition to the 219-894-9000 phone number we are now accessible on the Internet at <http://www.ligtel.com/ligonier/radio.html>. As of november 1st the museum will switch to its winter hours and will be open Saturdays 10am to 2pm and other times by appointment for tours.

See Photo on pg 15

Fred Schultz, curator

**INDIANA HISTORICAL RADIO SOCIETY SPECIAL SUMMER
SWAP MEET**

SUNDAY, JUNE 15, 1997, 7:00am to 3:00pm

Where: The Indiana Historical Radio Society will hold a swap Meet in the Forest Park Inn, located in Forest Park, Indiana just southwest of Noblesville on State Road 19.

Directions: From I-69 North: go to State Road 37 north, to State Road 32 west, to State Road 19 north, to Forest Park

From I-69 South: go to State Road 32 west, to State Road 19 north, to Forest Park.

Coffee/soda & doughnuts for the early birds.

Lunch: Pitch in - Bring a dish.

Registration: \$5.00 per member family or guest family.

Swap Activities:

Outdoors - Bring tables. Space inside in case of rain,

Contest: Like last years meet, the IHRS will have a live performing radio contest. There are two categories, the first : 1920s brand name battery operated radios including TRF, neutrodyne, regenerative, super-regenerative, super-heterodyne, etc. The second is: 1920s home-brew battery sets and recently made home-brew sets using 1920s design and components. 12 tables will be set up, each with two or three spaces. Each space will be equipped with an ac source, antenna and ground. The antenna is 300+ feet in length and there is a direct antenna coupled connector and a capacitor coupled connector at each space. Radios should operate during the length of the meet and members or guests may tune each radio supervised or unsupervised. Radios will be judged by popular vote and each winner will receive a blue ribbon and a photo of the set will be featured in the next IHRS Bulletin.

Note: Within walking distance from the old park inn is the Indiana
(continued on pg 23)



Herman Gross furnished this photo of the IHRM museum. It highlights the new brick paved parking area, a great improvement over what was there before.



Here's **Ed Taylor** cutting that IHRM anniversary cake. Barely visible in the background is our President, **Bob O'Friel**, telling Ed exactly how he wants it done.

Photo furnished by **Ed Taylor**

GERMAN VOLKSEMPFANGERS
(People's Radios)

By Norman Cox
1550 Waltham Rd
Concord, CA 94520
(510) 682-4592
Jurgen Weingarten
Germany
Correspondence Welcomed

In 1933 while most of us in the US of A were listening to Amos n' Andy or Lowell Thomas on our Philco Baby Grands, Nazi Propaganda Minister Joseph Goebbels began popularizing a different brand of radio in Germany. He saw it as a powerful instrument for the spreading of Hitler's ideas at home and throughout the world.

His international campaign began with the start up of a 40,000 watt station in Zeesen. At that time it was one of the strongest stations in Europe with its six "beams" covering most of the world. Approximately 40 million radio sets were in use throughout Europe with many more people having occasional access to a receiver to listen in.

With Zeesen up and running it became important that the Nazis next get the word out to all of their countrymen. Dr. Goebbels had the *Reichsrundfunkkammer* (German Network Ministry) draw up some specifications for a low cost radio and had them sent out to the nation's 28 radio manufacturers. They were asked to submit their ideas for a simple and cheap receiver for every German household.

On August 18th, 1933 at a special radio exhibition in Berlin, the winning receiver was introduced to the public. The Ministry designated the radio as a model VE301W. The VE was the abbreviation for *Volksempfänger* (Peoples Receiver) and the 301 marked the date that Hitler became Chancellor (30th of January). The W indicated *Wechselstrom* (a/c powered). Additional models would be designated VE301G (*Gleichstrom*) for d/c and VE301B (*Batteriebetrieb*) for battery operation. All German radio manufacturers from that day forward were ordered to produce the new *Volksempfänger*s along with their own models.

The first VE301's were priced at 76 Reichsmark which put them in the \$5.00 US range. The cabinets, still good looking today after 50 years plus, were made either of wood or of the new Bakelite. Unlike Dr. Porsche's promised *Volkswagen* these radios were immediately available to everyone. Over 100,000 sets were sold on the first day of the exhibition and they were by far, up to that time, the most popular receiver ever sold in Germany. During its five years of life, to December 31, 1937, there were 2,652,223 of the two and three tubed sets produced.

„Tag der Nationalen Arbeit“

VOLKSEMPFÄNGER VE 301



Dieses auf Vorschlag des Reichsministeriums für Volksaufklärung und Propaganda von der gesamten deutschen Radio-Industrie einheitlich hergestellte Empfangsgerät mit eingebautem Freischwinger-Lautsprecher bringt überall im Reich lautstark und klangrein mindestens den Bezirks- und Deutschlandsender, bei guten Empfangsbedingungen, in den Abendstunden, aber auch noch eine Reihe anderer starker Sender.

Hochwertige Einzelteile, verlustarme Schwingkreise, modernste Kondensatoren bewirken hohe Trennschärfe und große Reichweite.

Das Wechselstrom- und Gleichstromgerät ist mit 2 Röhren ausgerüstet; das Gerät für Batteriebetrieb hat 3 Röhren.

Für Wechselstrom wird der Volksempfänger in elegantem Bakelitgehäuse geliefert, für Gleichstrom und Batteriebetrieb in poliertem Holzgehäuse.

Für Wechselstrom VE301W RM 76,- mit Röhren

Für Gleichstrom VE301G RM 76,- mit Röhren

Für Batteriebetrieb VE301 B RM 65,- mit Röhren
ohne Batterien

AEG

Continued, page 14

In 1938 two new *Volksempfänger*s were introduced to replace the now aging original VE301s. One set was designated as a model VE301DYN. Advances in radio technology meant that the original VE301's brought out five years previously were lacking in the quality of reproduction available with the other receivers being produced by German manufacturers. With the addition of a new dynamic speaker, this updated model (at a slightly higher price) was a partial answer to the demands of an audience that now used their radios not only for information but entertainment as well.

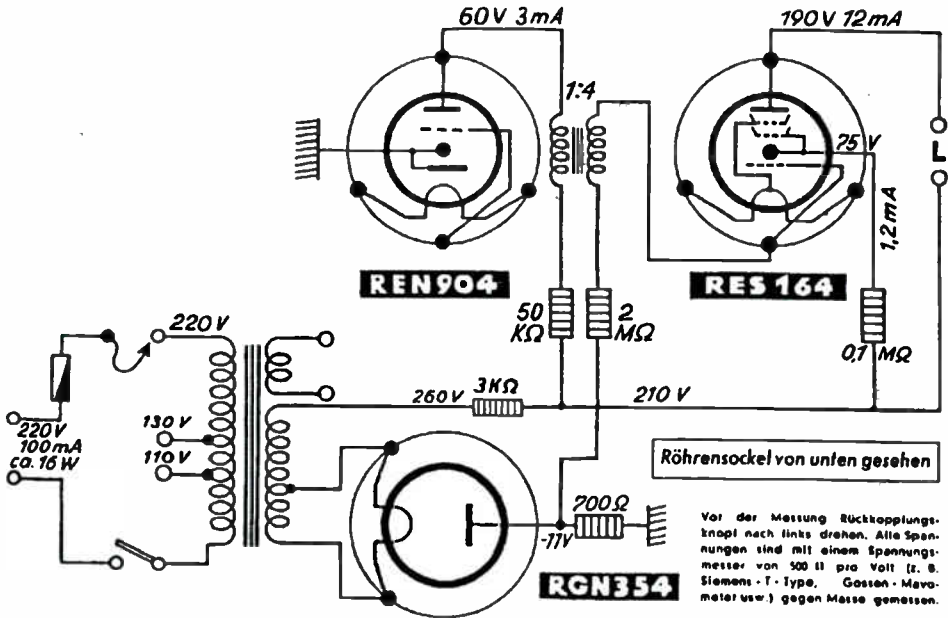
Also by 1938 the assimilation of the popular VE301's and many other makes of radios into everyday German life had become a double edged sword. Now, not only could 8,500,000 radios be tuned in to the latest words of their leaders, but with a little longer antenna and a twist of the dial, listeners could also hear Stalin from Moscow or the BBC (although keeping to its all English format) from Britain.

Probably due to the ease which Germans could tune in to the rest of the world, a second radio, much smaller in power was put into production. This model was a DKE38, (*DeutscherKleinEmpfänger*) with 38 for the year. It had one combined tetrode and triode tube (VCL11) and one rectifier which meant that only local stations could be heard. The case was made of a non strategic material, pressed paper. It was promptly nicknamed "Goebbels' Schnauze" (Goebbels' Snout) and sold for 35 Reichsmark which at the time was about \$3.00 US. In order to reduce critical man hours that would normally be spent assembling these radios in a factory, these sets were mostly assembled at home by women doing their bit for the war effort. Approximately 200,000 of the DKE38's were built in this manner.

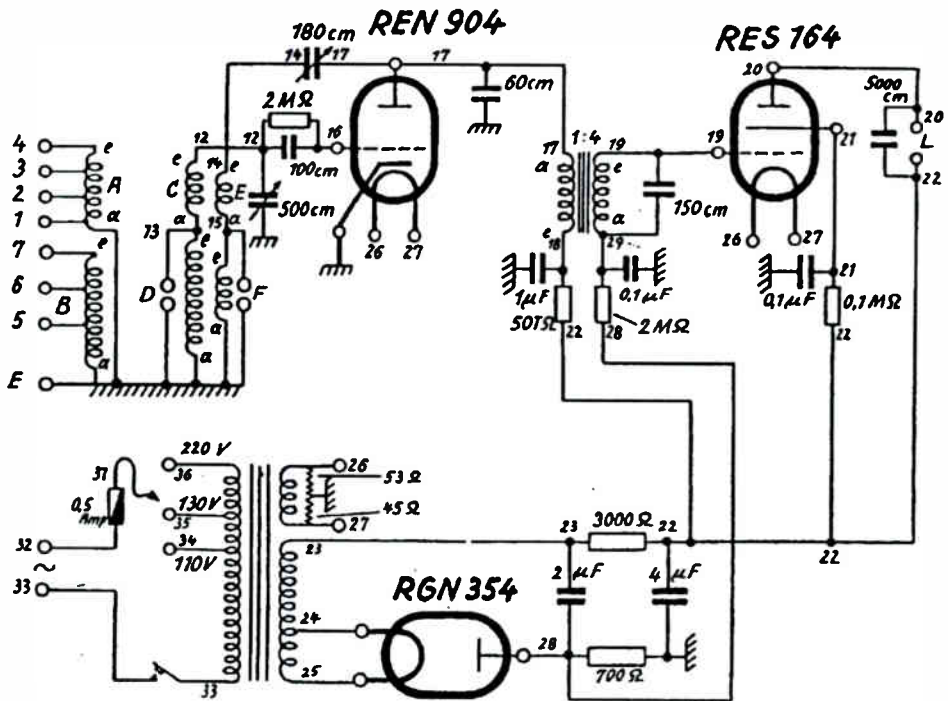
Mr. Jurgen Weingarten of Germany, who contributed much information for this article, has one working example of each of the three *Volksempfänger*s in his collection. These once popular radios, that were so pervasive in most German's lives and produced in the millions, are now, according to Jurgen, hard to find. He is always on the lookout for spare parts to keep his sets running. If one of the sets is found and is offered for sale in working order, it can command prices over \$200.00 US, depending on the model and condition.

At the war's end the VE's had become obsolete and most of the originally inexpensive sets were thrown away rather than being repaired because of the legal availability of more powerful and technically advanced radios. Also, while they were sitting on a table in the kitchen or living room, they were constant reminders of many recent bad times for Germany and just like someone who constantly brings you bad news, were no longer welcome in their homes.

*refs: brochure from AEG Radios 1933/34,
brochure from Deutschlands Kommunikationsgesellschaft, Telekom,
The Literary Digest of June 26, 1937.*



19/ Strom-Spannungs-Bild: VE 301 W



More old time repair hints continued from the last issue

MAGIC-EYE TUBES

If the 6E5 tube is operating but the screen is a very pale shade of green, check the 1-megohm resistor before condemning the tube. Very often this resistor will be found to have changed its value. (*RCA Radio Service News*, March 1936)

COLOR CODE

Radio servicemen are often unable to determine the value of a coded resistor because they do not know the color code and have lost or misplaced their trick color-code cards. All of them, can tell how many days are in each month by the old ditty, "Thirty days hath . . . etc." The following catchphrase is almost as simple. It is necessary only to remember the code begins with black ("0") and ends with white ("9"), and that "Mr. BROYG wears BVGs." The letters BROYGBVG can then be counted on the fingers of one hand, and - presto! - there is the value of the unknown. (*RCA Radio Service News*, March 1936)

CLEANING CABINET

For eradicating acid [sic] on chassis caused by capacitors exploding, use a good mechanic's soap on a dry rag. It works wonders. (*RCA Radio Service News*, July 1936)

INCREASING SELECTIVITY OF TRF SETS

When an old set becomes less selective, especially an old TRF set, the best solution is of course to sell a new radio, but when that cannot be done and the customer wants to get certain stations, add a little feedback to the second RF stage by twisting a turn of insulated wire between the second- and third-stage grids and adjust for best results. A small trimmer condenser on the first stage and attached to the panel can be used to best advantage in this case. (*RCA Radio Service News*, July 1937)

REPAIRING SHIELD

I had a set in which the grid lead coming out of the IF shield had been pulled so hard that it had ripped the shield about an inch and a half. The lead was replaced and the set was otherwise OK after realignment, but that shield with the cut down the side looked terrible. Tin foil was much too bright. However, I found a deluxe wrapping paper in a so-called gold and silver finish. The latter is actually a dull aluminum and matched perfectly when affixed with waterproof cement. (*RCA Radio Service News*, July 1937)

MAJESTIC 90 and 90B

When you have to replace the line-ballast resistor in an old Majestic 90, 90B, etc., try rewinding the old form with wire from an old 20-ohm rheostat from a battery set. The wire is just the right size and length. It is also heavier wire than the original and will stand up better. (*RCA Radio Service News*, July 1937)

SAFETY-FIRST TONGS

While servicing a set "hot" I have found a pair of photo-print tongs, made of bamboo and available in any photo-supply store, of value since loose connections can be spotted by taking hold of individual wires with the tongs and shaking them. As the tongs are non-metallic, danger of shorts or a bad shock are eliminated. Also, parts may be held in place for soldering without danger of burned fingers. (*RCA Radio Service News*, Nov. 1937)

DRIFTING ON HIGH FREQUENCIES

With an Atwater Kent 318, I experienced some trouble with drifting on the high-frequency end of the scale. I found that I could eliminate this trouble by cleaning the oscillator trimmers. (This tip applies to all receivers - RCA ed.) (*RCA Radio Service News*, Nov. 1937)

QUICK TEST FOR AC-DC RADIOS

A short cut in locating open filament circuits in AC-DC sets quickly (and who doesn't need short cuts on AC-DC sets?) is to use a 15-watt 110-volt lamp bulb on a length of lamp cord, with prods on the free ends. Plug the dead set into an outlet, turn on the switch, and test the wiring beginning with the AC line cord entering the set. If there is voltage there, the lamp will light. If not, carefully examine the line cord for breaks, and repair if found. If the line cord has a resistance in it, check the resistance lead at the plug. I have found many a broken lead here due to amateur repairmen putting on a new plug. (They don't see the small resistance wire, so don't connect it up.) If you have voltage at the set, test each tube filament with the prods, and the one causing the test lamp to light is your bad tube. A simple and QUICK way to locate open filament wiring, and it really does save time over testing each tube separately in the checker, and does not burn out the rest of the tubes like you do sometimes if you try shorting filaments to accomplish the above results. (*RCA Radio Service News*, Nov. 1937)

LINE CONDENSER

I have made it a point to check the line condenser for "shorts" or "leaks." A bad condenser will result in a burned-out antenna coil if a radiator or water pipe is used as an aerial. And plenty of radiators are used as aeriels! (*RCA Radio Service News*, June 1938)

INSECT TROUBLE

Recently I had a midget receiver (Sparton) completely infested with cockroaches that were causing the trouble. To remedy this epidemic I used "Eng Lighter Fluid" to rid coils and then blew out and powdered "20 Mule Team Borax" in the cabinet of the set. Was there recently to see how it was working, and, believe me, no insects of any kind were around that set! (*RCA Radio Service News*, Oct. 1938)

POWER TRANSFORMER PROTECTOR

On sets having power-transformer failures, I always install a miniature socket with a 6.3-volt dial light of either the 0.15- or 0.25-ampere rating (depending on the total current drain from the rectifier) in series with the center-tap lead from the high-voltage winding, so as to burn out when a condenser breaks down. This stunt has never failed yet on numerous sets and is a sure guard against transformer burn-out. (*RCA Radio Service News*, Oct. 1938)

EMERGENCY RECEPTION

On some superheterodynes, emergency reception may be provided by connecting the grids of the first and second detectors together, thereby eliminating a defective oscillator or IF amplifier, and making the receiver work as a TRF job. (*RCA Radio Service News*, Dec. 1935)

METAL PARTICLES IN SPEAKER FIELDS

This is generally one of the most exasperating problems, due to the fact that the particles are almost always magnetic (iron or steel) and will cling to the field poles. These particles get in in various ways and are too often due to the serviceman himself, for example, when the output transformer is being replaced and the rivets are drilled out. The result of these chips or filings is noise and terrible distortion. They must be removed.

The easiest way is to apply AC direct to the field, which destroys the residual magnetism and allows the metal particles to be blown out or wiped out with a magnetized steel shim. Use 110 volts AC for the regular household set speaker and 10 or 20 volts for automobile receivers. (*RCA Radio Service News*, Dec. 1938)

TUNING CONDENSERS

In radios using dial belts or cable for drive, make sure the variable condenser is free to move before replacing the belt. Most condensers have a tension-adjusting screw in the rear. Loosen the lock nut and let the screw out just enough to free the condenser. Put in a drop of Nujol between the condenser shaft and bearing, then adjust setscrew and tighten lock nut, making sure the plates of condensers are equally spaced. Then, as a finale, check the padders for peak.

On some dial belts, by simply turning the belt over so the outside of the belt is on the inside, slipping will be cured. (Dec. 1938)

SOLDERING IRON HOLDER

Secure one of the old-style SZAs, the one with the ventilated cage surrounding the elements. Simply remove the octal base and rectifier elements. Line the inside with asbestos and that's all there is. (*RCA Radio Service News*, Dec. 1938)

ANCIENT VINTAGE CROSLEYS

A great many Crosley (metal-box) receivers of ancient vintage show up when the independent serviceman does

a little trading. It is difficult to dispose of these sets now. It will be found profitable to dismantle them and salvage the screws, nuts and other standard parts. In dismantling the set, do not overlook the two insulators extending through the variable or gang capacitors (stationary portion). These insulators make excellent non-metallic screwdrivers for alignment work. Tools of this sort are usually quite expensive, although very necessary. By dismantling old sets many items such as this may be discovered. (June 1939)

USE FOR OLD TUBES

We have solved one of the most serious problems of our business. To dispose of our old tubes we place them in a box and save them for target practice. They make a fine "pop" when hit. We're now going to see what can be done about old razor blades. (*RCA Radio Service News*, June 1939)

HANDY TOOL

The handiest tool in my radio kit is a piece of spring steel ten inches long, 1/16 of an inch wide, and five thousandths (0.005") thick. One end is tapered to a razor edge and is used in cleaning the plates of tuning condensers. Another use of this tool is cleaning voice-coil channels. This is done by holding it against the magnet of an old RCA magnetic speaker, thereby collecting all metal shavings from a dead speaker. (*RCA Radio Service News*, June 1939)

HYPODERMIC NEEDLE FOR NOISY CONTROLS

The next time you get a noise volume control, try this easy remedy. Mix carbon tetrachloride [in 1994, trichloroethylene] and Lubriplate in equal parts. Place the mixture in an ordinary hypodermic needle, and inject into any available aperture on the control. The small space where the shaft enters the control is sufficient to permit entrance of the needle.

You can use the same method for push-button controls, band switches, and similar parts that are tucked away in inaccessible places. (*RCA Radio Service News*, March-April 1947)


SMALL SPINTITE WRENCHES MADE FROM ALLEN SCREWS

The standard sets of Spintite wrenches do not include units to fit very small nuts. Here is a simple way of rounding out your Spintite kit.

Purchase a complete set of Allen setscrews. These should be as long as possible. Grind down the threads and force-fit the threadless shank into a 7-inch piece of brass or copper tubing. Make certain, when grinding, not to remove too much metal or it may break off below the head during use. The result is a complete set of Spintites to take care of almost any small-size nut. (*RCA Radio Service News*, Aug.-Sept. 1947)

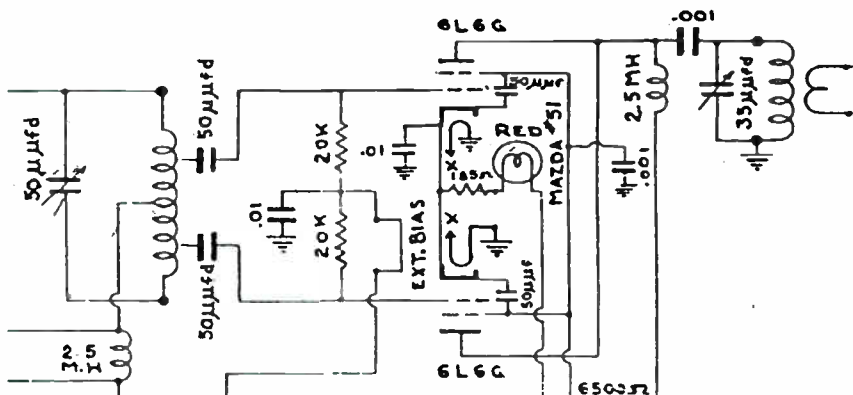
LETTERS....

We received a letter from George Hausske recently, with a comment about the Meck transmitter schematic in the last issue of the Bulletin. George included a small picture of one he had, with the name of "Telvar". He thinks they were also sold under the name of "Audar".



TELVAR TRANSMITTER (John Meck T60-1)

He goes on to point out that the schematic shows the two 6L6G output tubes are driven push-pull on their input, but their plates are in parallel to the final tank. Look the circuit over yourselves and see what you think of it. How does it work?



I say it's just an old fashioned frequency doubler, that by the way doesn't need to be neutralized. If you have some other ideas, write and let George and I know about it.

Peter Yanczer, Editor



**IN MEMORY OF
HERMAN R. ZEPS**

To our great sorrow, we have lost IHRS member Herman R. Zeps of Jasonville Indiana. He was born on Sept. 15, 1915 and passed away on Oct. 23rd, 1996, in the Meadowvale Care Center in Bluffton. Services were held at St. Joseph's Catholic Church in Bluffton and Don and Marilyn Johnston attended. The Burial took place at the Knights of Columbus cemetery of Jasonville. Herman is survived by a brother, Frank Zeps, and Anne Handley, a sister. Contributions may be made in his name to the IHRS Museum. Make the check payable to "IHRS Museum", (noting that it is as a memorial to Herman Zeps in the reason slot). Send it to Fred Schultz, IHRS Museum Curator, 1246 Lincolnway South, Ligonier, IN 46767. Fred will forward it to the Noble County Communication Foundation, who underwrite any Museum development.

(continued from pg 14)

Transportation Museum which is open from 10 a.m. to 5 p.m. Visitors can explore numerous artifacts and examples of vintage equipment from the steam diesel and electric periods of rail history. They also can ride a vintage trolley or take a train ride to Indianapolis or Tipton. Tickets are \$7.00 for adults and \$5.00 for children under 13. The train departs at 12:00 noon and 2:00 p.m.

Direct your questions to Michael Feldt at 317/844/0635 after 8:00 p.m.

Get another radio for CHRISTMAS
MERRY CHRISTMAS FROM THE IHRS
OFFICERS TO YOU AND YOUR FAMILY.
WE HOPE YOUR NEXT YEAR WILL BE EVEN
BETTER THAN THE LAST.

Here's a nice letter, received by Ed Taylor from one of the members.

Dear Doctor Taylor:

I was just reading through my copy of the Bulletin and it brought to mind the many experiences I have had in the years since seeing my first radio in 1923. It was a home made set , built by my cousin Fred Hopper. He was an old time radio man and from him I learned a few things about making my own receivers. But he was tight-fisted with his knowledge and wasn't too fond of sharing his skill with me. My Cousin Orville Lutes, brought a one tube receiver to our house in 1925. Seems it had a 1.5 volt tube, almost certainly a WD-11, or WD-12, which was common in radios of that day. Later on, Fred added 2 more tubes to Orville's set, which improved its reception, As you may know, (and if I'm correct) WFBM was about the only broadcast station in town, followed by WKBF.

As my mother became a radio fanatic widow, she got around to dispatching the source of her unhappiness as she wielded a hatchet to the offending purloiner of her affections. Then in about 1930, I began to develop more and more interest in radio myself, as I began making crystal sets for the neighbors. This was followed by building battery chargers and other means of operating radios from the light socket. I achieved only moderate success. Then I began making my own larger radios by rebuilding factory sets, until I was able to make my crowning achievement, a 5 tube receiver for Ray German, in 1932. A good friend of mine, who had a second hand store, would buy electronic items at auctions, which he took apart. Being unable to re-assemble them, he gave them to me, to experiment with. So his generosity helped me on the road to further my skill in radio making.

Later on I was able to get a one tube radio by selling,(or attempting to sell) tins of Cloverine Salve, at 25 cents per and adding one dollar and 50 cents I got a one tube radio from the salve company. A 45 volt battery and a single #6 dry cell were the power source, along with a pair of Brandes Superior headphones, which had the best

response of phones I found at that time. Then my love for music had me designing my own audio amplifiers and other gear on which to play records.

There was a craze around town in what we called "bootleg" Citizens band radio transmitters and, of course I got into that angle of radio also. The culmination was a 100 watt transceiver for a friend of mine. A total of 14 tubes graced the top of a hardboard case. With a mike input, and an input for recordings, it was almost a viable radio station. In 1939, a pair of 809's were in the output, feeding the antenna and at my home some half a mile away, it sounded as good as the commercial stations. It was a hi-frequency job, likely on two or three meters. Later on I began making public address systems mostly as a hobby. For a while I played records at community houses and schools around town, for the Recreation Department of the Marion County Department of Recreation. And of course when Uncle Sam snagged me in January 1942, I parleyed my radio knowledge in the Army Air Force. I served in both the North African, and European theaters. I have made my own loud speakers, amplifiers and even a velocity or ribbon mike.

At nearly 80 years of age, I have seen very much of the radio scene and it and music have been a large part of my life. I have no interest in fishing, hunting or other pastimes of the average man. I spent my time and energy in more beneficial endeavors, for which I am not at all unhappy.

I do hope that you, Doctor Taylor have seen some of yourself in my description of my interest in radio and music. I couldn't play an instrument very well, but I certainly could make the machinery on which to play music. This letter is only a small part of my over all dealing in things electronic. It would take a much longer treatise to make it complete.

Yours Very Truly,

Charles Leland Mancini

Indianapolis, Indiana

RADIOADS

FOR SALE ADS

A one quarter size miniature of the IHRB Bulletin, Vol. 1, No. 1. Available to members only at no charge. Send a SASE to: IHRB, 245 N. Oakland Ave. Indianapolis, IN 46201-3360

Reasonably priced old radio books... Call or send a SASE to Don K. Johnston, 3621 East / 700 North. Windfall, IN 46076-9344 or Ph. 317/945/7735

Exceptional Zenith consol (about 1937 vintage). Original grill cloth and finish. The radio is operating and its overall condition is beautiful or better. For further information, call or write: Doug Jacobson, 4653 Richardson Drive, Bay City, MI 48706 Ph. 517/684/7237

These ads are free to IHRB members. Please limit them to 50 words or less.

FIAT 29" high diamond shape loop antenna. 6" x 7" wood base. VG condition \$125. Also a restored Philco model 45 (circa 1937). Very selective...\$110
Ross Smith, 219/295/7770

RASCO Radio Parts Catalog

An outstanding 144 page reprint from 1928. Over 500 pictures and illustrations, including descriptive text and prices on each item. There are also numerous schematics for the home brewer. This is an **ideal reference book** to help you identify many of the parts that were used in early radios. The regular price is \$13.95. **The special price for IHRB readers is \$10, postage paid.** Peter Yanczer, 835 Bricken Pl. St. Louis, MO 63122

Try one... you'll like it!

Your ad could be here....
Write in and do it now!

RADIOADS

These ads are free to IHRS members. Please limit them to 50 words or less.

WANTED

I'm still looking for a Color-Tel. Surely someone out there has one. Buy or trade. Call me! Peter Yanczer Ph. 314/822/1748

Stock Tickers, Edison, Western Union or others. Also old telegraphy instruments & books, etc. C. B. Goodman, 636 Grant, Charleston, IL 61920. Ph. 217/345/6771

Westrex or Tefi sound tape cassettes, technical or advertising & technical literature and their players (vintage 1953-1963) This is a non-magnetic tape with grooves embossed on the tape. Robert Lozier, 600 E. Green St., Monroe, NC 28112. 704/283/2638

VOLUNTEERS NEEDED !!!

As you see on page 4, the IHRS has a number of events coming up. As much as they have tried, the officers cannot handle these events by themselves. **They MUST have volunteers to do some of the tasks.** At a recent event, out of 20 that were asked, not one was willing to help. This placed an undo hardship on those that carried the load. Call Bob O'Friel and put your name in the volunteer pool. It's not enough to just be there. When you're asked to help, that's the time to be there. Give Bob a call now!

317-849-4028

Actual JENKINS RADIOVISION moving picture subjects broadcast in 1928 for reception on mechanical receivers.






Vol. 28

Summer 1999

No.2

NICHOLSON



**Nicholson Experimental Laboratories
New Augusta, Indiana**



Alex Whitaker, President
 426 Whiteland Road, Apartment A
 Whiteland, Indiana 46184
 (317)-535-4174

**Activities, Business and
 Publicity**

George Freeman, Vice President
 102 East Main Street
 Madison, Indiana 47250
 (812)-256-6878

**Sites and Dates of
 Meets**

Fred Prohl, Secretary
 3129 Lanam Ridge Road
 Nashville, Indiana 47448
 (812)-988-1761

**Applications and
 Correspondence**

Dr. Michael A. Clark, Treasurer
 6484 East 350, North
 Franklin, Indiana 46131
 (317)-738-4649

**Dues, Financial &
 Address Changes**

Robert M. (Bob) O'Friel, Editor
 7631 Cape Cod Circle
 Indianapolis, Indiana 46250-1844
 (317)-849-4028
 e-mail bobof@iquest.net

**News, Articles &
 Radio-Ads**

Dr. Ed Taylor, Historian
 245 North Oakland Avenue
 Indianapolis, Indiana 46201-3360
 (317)-638-1641

**Donations & Scrapbook
 Material**

Fred M. Schultz,
 1246 Lincolnway South
 Ligonier, Indiana 46767
 (219)-894-3092

IHRS Museum Curator

Bulletin Deadlines. News, Articles & RadioAds, 2/15, 5/15, 8/15, 11/15

The INDIANA HISTORICAL RADIO SOCIETY is a non-profit organization founded in 1971. Annual membership dues are \$10.00, which includes the quarterly IHRS BULLETIN. RadioAds are free to all members. Please include a S.A.S.E. when requesting information.

Coming Events

IHRS Northern Indiana Summer Meet

Saturday, August 28, 1999

Note that this date differs from one previously announced in a previous edition of the "Bulletin" so, make the change on your calendar and **BE THERE !**

Regular Location, High Dive Park Pavilion, 500 East Beardsley Ave., Elkhart, Indiana. Registration: 8:30AM, \$5.00 per member/family.

SCHEDULE: 8:30AM, Swap & Sell in the East parking lot. Others, please park in front or West side of the Pavilion. Guest welcome! Coffee and rolls for the early birds.

9:30AM Enter Contest items for Popular Vote. Categories are:

1. CRYSTAL SETS, and Passive Receivers
2. Tube Sets, any year
3. Transistor sets, any kind
4. Novelty Radios, tube or transistor sets
5. Your Favorite Radio, or Communications Item, (Speakers, Microphones, Short Wave Converters, etc.)

10:00AM Bring items for the "Silent Auction" to the inside table. A 10% donation is expected from the seller for expenses.

11:50AM SILENT AUCTION CLOSES: Buyers please contact sellers.

12:00 NOON, CARRY-IN DINNER. Bring a dish, desert, rolls, etc. and your Table Service.

Plates and silver will be provided for guests

12:30PM VOTE FOR ONE ITEM EACH IN THE
(see next page)

COMING EVENTS - continued

5 CONTEST CATEGORIES

1:00PM Contest Awards and IHRS Business Meeting

1:30PM Swap Meet continues on the lot. For more information: CONTACT: Terry Garl, (219) 679-4280, (e-mail IHRfSELK98@AOL.COM), or Ross Smith, 1133 Strong Ave., Elkhart, IN 46514 Phone (219) 295-7770.

IHRS FALL FOLIAGE MEET, Saturday, Oct. 2nd, 1999, 7AM to ????

Riley Park, Greenfield, Indiana, on Apple St about 1/4 mile east of State Route 9 and 1 block north of U.S. 40.

Swap Meet and Equipment Contest details forthcoming.

Contact: Alex Whitaker, (317) 535-4174 or Mike Clark, (317) 738-4649.

IHRS WINTER MEET. Saturday, February 19, 2000 * Note that this is a different date than what was posted in the last "Bulletin". Re-mark your calendars accordingly.

Holiday Inn Southeast, 5120 Victory Lane at Emerson Road exit off of I-465. * 7:30AM till ????. Details forthcoming. * = Due to DOT construction which closes the exits off of I-465. you can go to I-65 Southbound and proceed to the Southport Rd. exit. Turn left, (east) onto Southport Rd. and then turn left (north) on Emerson Ave. which is on the east side of the I-65 crossover. If you are coming northbound on I-65, note that you will turn right at that Southport Road exit and then turn left onto Emerson Ave.. Proceed north to the Holiday Inn

(see next page)

Coming Events, Continued

which will be on your right side as you come within sight of the I-465 exit.

Contact: Mike Clark, (317) 738-4649 or Alex Whitaker, (317) 535-4174).


IHRS/AWA 29TH ANNUAL REGIONAL SPRING FLING RADIO FESTIVAL.

Thurs., 6/8, Fri. 6/9, and Saturday 6/10, 2000 *
Same great location as last year. Signature Inn
East, Washington St. (U.S. 40) @ I-465.

Details forthcoming. * see "Comment From the
Editor".

It would seem that when Radio Meets are being planned, one
needs to be in contact with DOT, and the Weather Man.

Speaking of DOT and the construction that we
almost encountered at the June meet, I had been
visiting the lot to the east of the Signature Inn
which we used for our sales in past years, to
make sure everything was OK and to start the
painting of the assigned numbers on the spots
to be used. Imagine my surprise when I found
a lot of construction equipment, trucks and other
things that would have been in the way. I began
reviewing our proposed parking area, and where
possible, painting some numbers when I was
questioned by security as to what was going on.
I explained the problem and our needs to the man.
He called Gerald Adkins, the project Superintendent
who came right over. After relating the situation
and our possible plight, he said he would see to it
that another parking area would be arranged on the
other side of I-465 and that they would install the
new fence and clear the lot for us. Our cheers for
Gerald Adkins and the Berns Construction Co. for
their spirit of community support.




The Nicholson

by Michael Feldt

Twenty years ago, IHRS member Fred Prohl was out on a weekend visiting the various antique shops north of Indianapolis when he happened to stop by at a shop in the small town of Westfield. There, to his delight, he found a two dial battery radio from the mid 1920s for sale and bought it. That radio turned out to become one of the most interesting radios in Fred's collection. The radio is called the "Nicholson". It was manufactured by the Nicholson Experimental Laboratories of New Augusta, Indiana. New Augusta is a tiny town located on the north-west side of Marion county, just on the outer edge of Indianapolis. New Augusta consists of three turn of the century store fronts, a church, a lumberyard and a smattering of old clapboard houses, all of which are clustered on a four block by four block area. New Augusta may hold the record for being the smallest community in Indiana to have manufactured and marketed a radio.


The Nicholson is a fairly standard regenerative receiver incorporating four UX-201A tubes. It has a tuned RF stage and a tuned detector stage with adjustable regeneration, which is followed by two transformer coupled audio stages. All of the components consist of high quality brand names such as the Bremer-Tully condensers, Accuratune dials, Allen-Bradley potentiometers and Rauland-Lyric audio transformers. The cabinet, believed to be locally made, is

made of solid oak in a two tone finish, showing the quality of craftsmanship equal to or better than cabinets found on most national brand radios of that day and age. The required voltages are stamped into the wood on the inside rear of the cabinet.



*Back view of the chassis
Note: The audio transformer
to the left is not original.*

The Nicholson's serial number is of particular interest. Inside of the cabinet, mounted in the rear, is the identification plate with the radio's name, manufacturer, and the serial number 101 which suggests that this was the 101st radio made. More



Identification plate.


likely, it identifies this radio as the being the first one produced. It was not uncommon for a manufacturer of that time to start a serial number with a double, triple, or a larger

digit such as 101 or 1001. This was to give the false illusion that a company's production was larger than what it actually was. If this radio was the first one produced, it might explain why it survives to this day. Theory is, that being the first radio made, it was held back from sale and used as a demo unit. The owner of the company probably kept it in his family until the Westfield antique shop, more than likely, acquired it through an estate auction. Today this is the only Nicholson known to exist.

The Nicholson Experimental Laboratories was undoubtedly a small company with only a few employees at best with a total production output of probably no more than 100 radios. The New Augusta area was a limited market for the Nicholson. Some Nicholsons were most likely sold in the Indianapolis market, but usually a small town manufacturer of the 1920s would sell its product locally. No advertisements or documentation about the company have been found despite extensive searching through government sources and libraries. The only information that has turned up was found some years ago when Fred Prohl interviewed a few of the New Augusta locals. Fred was informed that the Nicholson Experimental Laboratories was located on the second floor of one of New Augusta's merchant buildings, but this has yet to be confirmed.

Today, New Augusta has retained most of its small town character despite having been encircled by the city of Indianapolis. It's surrounded by fast growing subdivisions, shopping malls, fast food restaurants, and Park 100, a large industrial park. Yet, when a person walks the streets of New Augusta, he has the feeling of stepping back in time; to a time of quiet streets, front porches and the corner grocer. That person would expect to find on the edge of the

town, farmland stretching out as far as the eye can see, rather than the reality of the 5:00 rush hour traffic. New Augusta is truly one of Indianapolis's best kept secrets and hopefully will remain that way.




Downtown New Augusta comprises primarily of these two buildings. The Nicholson Experimental Laboratories was supposedly located on the second floor of the corner building.

This house is a fine example of the type of houses that are to be found in New Augusta.



New Augusta's old train depot. A train that serves the Park 100 area passes through twice a day.

New Augusta's only church, the Salem Evangelical Lutheran Church, was built in 1880.



1999 SPRING FLING CONTEST WINNERS

Fred Prohl

Class One - Battery Radios of the 20"s

FIRST PLACE

John Jones - ***Crosley Trirdyn The 1123 Newport***

John's display included excellent advertising and circuitry documentation.

SECOND PLACE

Andy Shultz - ***Atwater Kent model AK10C Breadboard***

Class Two - AC Wood Table Radios or the 30's (with handle).
no entries

Class Three - Displays, Advertising Material

FIRST PLACE

Chuck Saxton - ***Atwater Kent advertising sign.***

Excellent condition, original framing.

(Atwater Kent Precision Radio - Per Aspera Ad Astra)

SECOND PLACE

Wanda Collier - ***Nipper Sculpture***

The display included documentation describing the commission by RCA to sculpt Nipper using current technology.

Class Four - Transistor Radios up to 196

FIRST PLACE

Fred Prohl - ***PeeWee Pocket Radio***

Display included original packaging and documentation.

SECOND PLACE

Scott Beard - ***Three Emerson 888's***

Displayed were the "Black Pioneer," "Red Explorer," and the "Turquoise."

Class Five - Indiana Made Radio

FIRST PLACE and ***BEST OF SHOW!***

Michael Feldt - ***The Showers Consola***

The display included two Showers battery radios and extensive historical documentation of Showers Manufacturing.

SECOND PLACE

Don Wrigley - ***Scien-tifco Tubeless Radio***, Indianapolis, Indiana

Display included original packaging and documentation.

Class Six - Amateur Radio, Ham Equipment to 1950
no entries

The photos and captions on the next 5 pages were supplied by Michael Feldt.


The Indiana Historical Radio Society couldn't have asked for better weather when they held their Spring meet at the Signature Inn in June. Despite a noticeable decline in attendance this year, the quality of items that was for sale was not compromised. Here are some snapshots of some of the vendors who braved the beautiful sunny weather.

Michael Feldt




Hope to see you at the IHRS Spring meet in the year 2000.

Class 1: Battery Radios of the 1920s



First Place

**John Jones: Crosley Trirdyne 1123 Newport
Excellent advertising and circuitry documentation.**



Second Place


Andy Shultz: Atwater Kent 10C breadboard

Class 3: Displays, Advertising Material



First Place

Chuck Saxton: Atwater Kent advertising sign.



Second Place

Wards Collier: Ripper Sculpture

The display included the original documentation describing the commission by RCA to sculpt using current technology.

Class 4: Transistor Radios up to 1960



First Place

Fred Prohl: PeeWee Pocket Radio

Display included original packing and documentation.




Second Place

Scott Beal: Three Emerson 888s

Displayed were the "Black Pioneer, Red Explorer" and the "Turquoise".

Class 5: Indiana Made Radios



First Place

Michael Feldt: Showers "Console" and "Future", Bloomington, Ind.
The display included two Showers battery radios and extensive historical documentation of Showers manufacturing.



Second Place

Don Wrigley: Scien-tifico Tubless Radio, Indianapolis, Ind.
Display included original packaging and documentation.

IHRS OLD EQUIPMENT CONTEST

Fred Prohl

(editor's note, Fred felt that there are many of the members who have joined since the earlier days who perhaps have not been aware of the objectives in holding such events. What you will see here is some important background information which may help to prepare you to enter and win.)

Each meeting of the IHRS provides an opportunity for member to showcase a radio or radio related items for others to appreciate and admire.

The categories (or classes) for the Old Equipment Contests range from the earliest wireless equipment to more recent transistor radios. Contest possibilities include 1920's battery radios, 1930's table radios, My Favorite Radio, plastic cased radios, cathedral radios radios of a specific manufacturer , home built radios, working radios, radio advertising, radio speakers, and a multitude of other categories. Contest categories are announced in the "Bulletin" or a special mailing well in advance of the meeting.

Traditionally there are two methods of determining contest winners.

Popular Vote. The Popular Vote method of selecting first and second place winners of an Old Equipment Contest gives all meeting attendees a chance to vote for their favorite radio. Appearance of the radio entry carries a lot of weight in the voting. Radios and displays that gleam from a quality restoration or are unique and eye catching appeal to the voter. Historical significance, and documentation do influence the popular vote as was shown by the Elkhart, 1998 winners where a Marconi Coherer replica, and operating Aerials won first place ribbons.

Criteria Judging. Criteria judging involves a team of judges awarding first and second place ribbons to contest entries based on four sets of judging guidelines. Each judge completes a ballot for each entry in the contest and submits the ballot for tally. (If a judge has an entry in the contest, that judge will not participate in the judging of the category in which he or she is entered.) The judge records on the ballot a 1, 2, 3, 4, or 5 with 5 as the highest rating for each of the following four criteria:

1. Historical significance

- * Contribution to the art
- * Contribution to social history
- * Possession by a "radio great"
- * Special Circumstances in contestants' family history
- * Does the entry contribute to the study of communication ?

(see next page)

IHRS OLD EQUIPMENT CONTEST - continued

- * Does the entry enhance the image of our Society and membership?

2. Uniqueness and rarity

- * Few of a kind versus production run (uniqueness)
- * Number surviving (rarity)
- * Original use and value

Does this entry amplify/illustrate/elucidate a phase of radio not commonly known today?

3. Quality of restoration

- * Cleaning, external, internal
- * Craftmanship of repair, mechanical/electrical
- * Conformance to original design (factory models)
- * Restoration and original construction (home brews)
- * Parts substitution or rebuilding
- * Finish: cabinet, parts, wiring, insulation, connections
- * Has the entrant done a craftsmanlike job in preparing for the show?
- * (Super finish does not earn extra points, no points are lost for the depravation of age alone.)

4. Supporting and illustrative documentation

- * instruction books, service notes, production documents
- * Construction date, plans for kits
- * Original constructor's plans or sketches (for home brews)
- * Use of material found in publications of the time
- * Has the entrant gone to the extra effort of collecting and displaying the documentation that enhances the entry?
- * Does the illustrative material add significance to the entry?
- * Would the supporting documentation be competitive by itself?

Traditionally the IHRS Spring Meeting Old Equipment Contest uses the Criteria Judging method. The winter, summer, and fall meetings use the popular vote to determine the prize winners.

The working receiver contest (or working speaker contest) is a fun event that, depending on the meeting organizers, may use a team of judges or audience approval for selecting a winner. If plans proceed as scheduled, the next working receiver contest will be at Greenfield in the fall, (10/2)
(see next page)

IHRS OLD EQUIPMENT CONTEST- continued

Plan now to enter the contest at one of our next meetings, - better yet, plan to enter one of your "pride and joys" at each of the IHRS meets. The reward is showing off a piece of your collection and possibly getting a ribbon to add to your display.

Fred Prohl

(Note that Fred is a past officer in the club having served as president and also editor and is currently our Secretary. We are pleased to have him living once again in Indiana. He will be coming aboard in the role of Co-Editor and certainly has been an asset to our club. Bob O'Friel).

IMPORTANT NOTICE!!

As was noted elsewhere in this issue, a computer crash lost many files, the most destructive of which lost the section we call "RADIOADS". Due to constraints of time, the only two ads that appear this time are recent entries that came in after the system shutdown/loss. We regret this but assure you that the next edition is in the preparation stage and the "Radioads" will be included.

Thank you for your patience.

(editor's note)

The article, "Eliminating The Line Cord Resistor" by Ed Dupart, had been promised for this edition, (per the Spring #1 Bulletin on page 24). Ed did a fine job of getting his material to me in a timely manner. However, at this point we are facing a space/time challenge. It has over 6 pages and will appear in the next "Bulletin". Stay tuned!

The Indiana Historical Radio Society Website

Fred Prohl

<http://home.att.net~indianahistoricalradio>

March 15, 1999 was the debut of the IHRS Web Site. Titled Indiana Historical Radio, the internet location is designed to continue the long standing IHRS goal of "Preservation for Posterity"- preserving historical radio for future generations. The Web Site currently consists of several "pages" of information. When an individual accesses the Indiana Historical Radio location, the first page is a list of options. With a click of the mouse, the viewer selects what to read next. The first page is as follows:

INDIANA HISTORICAL RADIO

Indiana Historical Radio is documented, preserved and displayed by radio collectors and historians. Pulled together by the Indiana Historical Radio Society, 300 plus antique radio enthusiasts enjoy an avocation of seeking out, documenting and restoring vintage radios. Interested in Historical Radio? Select (click on) any of the following underlined topics to explore Radio History:

- * **THE INDIANA HISTORICAL RADIO SOCIETY (IHRS)**
Twenty eight years of dedication to the preservation of early radio
- * **THE INDIANA HISTORICAL RADIO SOCIETY 1999 MEETING SCHEDULE**
- * **THE INDIANA HISTORICAL RADIO MUSEUM**
This popular museum provides an outstanding display of radio history
- * **A REVIEW OF INDIANA HISTORICAL RADIO**
The Showers Consola. A review of a recent IHRS Bulletin article
- * **THE ANTIQUE WIRELESS ASSOCIATION**
The National (World) reknowned antique radio organization
- * **THE ANTIQUE RADIO CLASSIFIED**
A national publication providing links to over 250 antique radio web pages

The last two selections are "links" to other Web Sites. The Antique Radio Classified (ARC) provides IHRS as a link from their list of other Historical
(see next page)

Radio Web Sites. Recently the ARC has published a series of articles related to Internet access. Written by Laura Katz, the basics of Internet access is described as well as detailed instructions on searching the Internet.

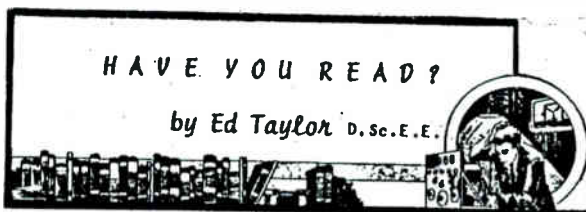
The IHRS Web Site is a beginning. It will be continually updated with IHRS activity. Also expect to see the Indiana Historical Radio Museum and A Review of Indiana Historical Radio pages grow - specifically with pictures.

If you do not have Internet access from home, most libraries provide access. When you check with your librarian, be prepared to provide the Web Site address: <http://home.att.net/~indianahistoricalradio/>

Fred Prohl

Contact Fred Prohl, (812) 988-1761 or e-mail indianahistoricalradio@worldnet.att.net with comments related to the IHRS Web Site.

(Editor's note:ARC has also had some recent articles such as the 4 part "To WebTV or Not to WebTV" by Dick Desjarlais, that have addressed the topic of getting on the the Internet from a layman's prespective. In addition, John Terrey, the editor, has provided Updates. It is hard to imagine someone in our hobby not being a subscriber to "Antique Radio Classified". You can only access their Web Site to be able to read their ads on the Internet by having a subscription which provides you with your own "log-on" ID and password.)



Behind the Front Panel

by: David Rutland

1994

Here's a book that gives the story of the design and development of 1920's radios. The answers of what goes on "behind the front panel":

How do all those shiny tubes and pretty components work?

Why did the old engineers use so many different circuits?

What was the role of men like Armstrong, Fleming, De Forest, Marconi, Alexanderson, Hazeltine and others?

How did RCA's patents lead to the design of new circuits?

Why did the triode dominate radio design for over 10 years?

Who invented the Neutrodyne, Superdyne, Technidyne, Isofarad, Counterphase, Syncrophase and the Superheterodyne?

When did the first "one knob" radios appear?

These and many other questions are answered in a fascinating story using photographs and simple illustrations that can be understood by anyone having an elementary knowledge of electricity.

The author's extensive research has provided many amusing and anecdotal quotations from 1920's popular and technical magazines.

159 PAGE PAPERBACK

40 Illustrations

25 Photographs

75 References

Glossary and Index

as well as citing 45 different manufacturers of the period.

From Crystal Sets to Eight Tube Superhets

ISBN #1-885391-00-5

The Indiana Historical Radio Society

Museum Report

Marcella Schultz

Attendance continues to be good, (have you been there yet???) and as evidenced by the newspaper clipping, Ligonier is aware of the draw. A hoedown was held in May at "Daniel's Ligonier Cafe". Merchants donated raffle items and country music was played. Over \$500 was raised with the money going toward our current matching fund drive at the Noble County Community Foundation. Marcella and Fred have just found out that under a new Indiana law, the museum will be exempt from property tax after this year. Currently, it runs \$800 per year so this will be quite a savings. (Maybe this will enable a purchase of a Scott or similar radio).



There aren't many Ethiopian cowboys in Ligonier but this one was spotted recently. It's Daniel, host of the radio museum fundraiser at his cafe in downtown Ligonier.



This cute little cowpoke is Jeanelle Schultz of Ligonier, who helped out at the recent fundraiser for the Indiana Historic Radio Museum.

The Radio Museum recently had some special visitors.

Comments From The Editor

Summer has arrived and heat now seems to be the biggest enemy of the Radio Meets. Right now, I want to give you the latest report on Alex and Terri Whitaker and the baby.

They have faced many challenges including a round of pneumonia for little Jessica Lynn along the way. Her weight hovered around the 2 pound mark during this stage. The good news now is that Jessica is between the 5 and 6 pound mark and she is expected to be able to come home within two weeks. I know that Terri and Alex have appreciated your cards, flowers and prayers. Alex has been going directly from work to the hospital every day so he has not been able to write the "Message From The President" column for this issue but I will echo his thoughts on the status of the club and other matters,

We believe that attendance at all the clubs meets are down. I noticed this at our June event as well as the ones staged by Cincinnati at Florence, KY, and the big 4 day meet in Elgin, Illinois by ARCI. All had provided good publicity and had the advantage of good weather. In discussing this problem, one of our officers commented that the really "Good" items seemed to be missing at the shows and that what was being brought in for sale were of the "clean out the closet" variety. I can't state that that is true in all cases because I was able to purchase a beautiful Philco 17RX chairside with its separate speaker and I saw some nice Zeniths around. Yet, items such as these seem to be there by exception.

Another factor is the lack of interest by a few of the dealers. They will leave their table of wares unattended and be gone for great lengths of time. At Elgin, for example, I heard dealers being paged with the statement that there were customers waiting to buy items. At one event, I passed by a table and saw an item of interest but the dealer wasn't there. About 45 minutes later, I returned and the dealer had closed up and left, a matter of almost 4 hours before the day was over.

There seems to be a common thread of thought that a 3 or 4 day meet is too long. I agree with that concept and, at this point, I suspect that our big June meet for this coming year will last for only 2 days. The show opening will take place the first day with registration and the flea market sales. That first day could end up with the Registration and setup of the items for the Contests. The 2nd day would see further registrations for the late comers and continuation of sales. The contest judging could take place allowing the results to be announced at the Awards Banquet that evening. The Auctions have not done well and we need your inputs as to whether these should be continued as well as the other points mentioned above. This is your club and your suggestions are vital.

The club will be seeking someone to "Chair" next year's 29th IHRS/AWA annual "Spring Fling" Radio Festival. We have been able to secure the 8th, 9th and, as a carryover in case it is needed, the 10th of June in the year 2000 and we will need volunteers for that event as well. I'll cover the meets referred to earlier in another part of the "Bulletin" but, in view of the previous sentence, I was overwhelmed with the numbers of volunteers working the Elgin/ARCI show.

I should comment on the volunteers that did show up to help at this year's Festival. George Freeman did yeoman's duty at setup and especially at Registration. He managed to canvass and recruit many membership renewals as well as getting the dealer spaces assigned. Fred Prohl helped in those areas as well as policing the lots to make sure all were registered and in their proper spaces. Ruth Clark was there right from the beginning at Registration and stayed on to the very end along with my wife, Carol. Herman Gross sent out almost 70 press releases to the TV and Radio Stations as well as to the newspapers and that took a lot of effort. Through his efforts, The Indianapolis Star and News listed the show. John Jones from Anderson brought his nice projector and speakers as well as some good films to provide entertainment for the Thursday night session in the Meeting room at the Signature Inn. There were others that stepped in from time to time to lend their assistance and I am sorry that I don't remember all of your names but I do appreciate all that was done. My thanks are very understated but are heartfelt.

Another matter to be considered is the fact that we will be holding the annual election of officers at our Fall Meet which takes place on Saturday, October 2nd at the usual location in Greenfield. We encourage any of you so inclined to serve as one of the club officers to step up and be recognized. Contact George Freeman, or Fred Prohl or any of the current officers listed on page 2 of this "Bulletin" to let them know you would be available.

In the meantime, I'll see you wherever Radios live.

Bob O'Friel

25

“ADVENTURE TIME WITH LITTLE ORPHAN ANNIE”

A RICH INDIANA TREASURE

by

George A. Freeman

The most vivid memory I have of Radio Orphan Annie was NBC Network announcer Pierre Andre's commercials for "Ovaltine". Andre made the milk supplement sound far better than it actually was. He made it sound so tasty his salivary glands were squirting. Shirley Bell, who played Annie for nine-and-a-half of its 10 year radio run, said, "I never drank 'Ovaltine'. I wasn't particularly fond of the malt taste"(1). Each of Pierre Andre's commercials was a compelling message to buy some, and buy some more RIGHT AWAY. In my first radio announcer job in 1954, I was delighted when my boss complimented me on my ability to deliver radio commercials live-on-the-air. New Castle, PA program director, Harry Reith, said I delivered a commercial as one would play a musical instrument. He likened my delivery to playing a wide tonal range with a variety of interpretation. My \$40 a week first broadcast "success" in 1954 had much to do with my 1930's exposure to excellent oral interpreters like Pierre Andre. I listened to them attentively, learning all I could. I grew up in Youngstown, Ohio listening not only to local stations but also to KDKA, Pittsburgh and WTAM, Cleveland. Both stations, 60 miles away, carried NBC Blue and/or Red Network programs and were staffed with top local professionals. I had excellent role models.

Radio's Orphan Annie was based on the newspaper comic strip penned by Harold Gray. Born in Kankakee, IL, his boyhood was spent on a Lafayette, Indiana farm. In fact, Harold Gray graduated from Purdue.

Starting out at the Chicago Tribune as a club reporter, he soon came under the tutelage of the highest paid comic strip artist of the time, Sidney Smith, creator of the cartoon "Andy Gump". It wasn't long before Harold Gray's career as a cartoonist was launched and he would earn millions at the craft.

Gray's "Orphan Annie" story lines back in the colorful cartoon section reflected the big black and white headlines of the newspaper's front page. Gray not only drew inspiration from current events, he
(see next page)

“Little Orphan Annie” cont’d

used the cartoon strip to comment upon events of the day. He was an arch-conservative (2) and this put him at odds with the Franklin Delano Roosevelt administration. His publisher, the Chicago Tribune, was also at odds with FDR policies. Thus, the medium became the message.

The radio show, on the other hand, didn’t dare get into this sort of commentary. Since it was written by a different writer, Frank Dahm, employed by Chicago radio station WGN, story lines were benign. Dahm added an important character to the Radio Orphan Annie who did not exist in the Gray comic strip. That was Joe Cornstassle, (a Hoosier inspired name?), Annie’s constant companion. Jazz singer Mel Torme started in show business as a radio child actor playing Joe Cornstassle. Torme died in his 80’s at the time the IHRS Indianapolis radio meet was in progress last June.

“Adventure Time with Little Orphan Annie” was heard each weekday from 5:45 until 6:00PM east coast time. A radio listener poll taken in 1937 found *Orphan Annie* to be tops among kids between kids between the ages of five and eight, and a close second to the *Lone Ranger* among the nine-to-14 set. (3)

By 1940, the sponsor felt a higher tech show was in order and Annie was really orphaned when the show was terminated. In its place, *Captain Midnight*. It didn’t matter to star, Shirley Bell. She moved right over to the Captain’s cast. A New York version limped along with Annie in a subordinate role to an aviator called Captain Sparks. (New sponsor, Quaker Puffed Wheat Sparkles), but the show didn’t catch on and was dead by 1943.

Collecting Orphan Annie

As collectors, we can be alert to many opportunities for *Orphan Annie* collectables. The radio show’s sponsor, Ovaltine, issued 75 different radio premiums. A couple of books on radio premiums will yield many pictures of these. In the author’s library are six pages of *Orphan Annie* premiums in the “*Illustrated Radio Premium catalog and Price Guide*” by Tom Tumbusch, (TOMART PUBLICATIONS, P.O. BOX 292102, DAYTON, OHIO, 45429, 1989). Another eleven pages in narrative and price guides plus pics are found in “*RADIO & TV PREMIUMS*” by Jim Harmon, (Krause Publications; 700 E. State St., Iola, WI, 54990-0001, 1997). These radio premiums are from the first “Little Orphan Period. Their values can be as high as hundreds of dollars.

(see next page)

Most are quite a bit less.

There's another category of "Little Orphan Annie" and "Annie" (a) collectibles that can often be documented in a variety of sources outside the vintage radio hobby. The author has a heavy gauge silver steel range/oven. It's 5" wide X 4" high. This would have been a toy for a little girl back in the 30's or 40's. On the back above the range is a decal depicting Annie and her big, orange dog. There's a "Better Little Book dated 1948 from Whitman Publishing titled "Little Orphan Annie in The Thieves Den". Also from Whitman, these two "Big Little Books"; "Little Orphan Annie and Sandy" dated 1933, and "Little Orphan Annie and Chizzler" dated 1935. The author has the front page of the October 29, 1933 funnies section of the Dayton, (Ohio) Journal. I've framed and matted the entire page. It features an episode of "Chizzler and Annie" plus a second strip by Harold Gray entitled "Maw Green", plus a third Harold Gray entry, an "Ovaltine" comic strip. Then there's an "Annie Hi Bounce Ball" (a) from Imperial Toy Corp., Los Angeles, and an "Annie" lunch box from Alladin Industries of Nashville, Tennessee. This shows Annie and Daddy Warbucks dancing just like in the movie, Annie". Daddy was played by Albert Finney. There's a large, clear collector glass tumbler sold or given away by one of the fast food franchisers, "Swensen's depicting Annie (a) and Sandy.

There are at least three plastic novelty Annie (a) radios. One is the Annie Sing Along" (*Collector's Guide to Novelty Radios*", *Bunis & Breed, Collector Books, Paducah, KY (Schroeder) 1995, Plate 345, page 130*). A second is found in book II by Bunis and Breed, 1999, Plate 464, page 147. And third is my favorite, (*Collecting Transistor Novelty Radios*", *Robert F. Breed, L.W. Book Sales, P.O. Box 69; Gas City, IN 46933, 1990, Plate 60, page 37* called "Annie And Sandy". At this writing, values of these three radios do not exceed \$50.00 each and usually can be found for less than \$50. All three plastic radios are from the period we'll call "The Second Coming of Annie".

(a) The Second Coming of Annie

Annie has now out-lived her creator, and is still going in her 75th year at this writing late in 1999. Annie never aged beyond her eleven years. Harold Gray was mortal. He died at the age of 74 during the spring of 1968. He was born in 1924 just as the first superhet radios

Just as the first superhet radios were coming off the line. There were attempts to re-cycle some of his strips. Since they were so topical, they proved to be too dated and did not stand up well in subsequent years. The former artist of the comic strip "Mary Worth" was finally settled upon as the man who could step into Gray's footsteps and the re-done "Annie" appears today in such markets as Detroit.

There is a reason why the strip is now called "Annie". That is due to the Broadway play, "Annie" which opened in 1977. A small group of daring risk takers put the show together and, with a lot of luck, made it a success. President Jimmy Carter had a big role in this coming about. For his inauguration festivities, he requested the then unknown play to be performed for him and his guests. That got the show the attention it needed as it continued to emerge from near oblivion. The play's success led to a movie which was also a hit. The newspaper cartoon was revived, in 1979, employing the former creator of the cartoon strip, "On Stage", Leonard Starr. Starr adapted the Broadway show/movie logo of Annie and Sandy and earlier references to "Little Orphan...." disappeared.

Among the remainders of the show and movie that are still with us, are the lingering melody and lyrics of the song "Tomorrow", the Children's mixed drink look-alike "Orphan Annie" (grenadine and orange juice), and the musical still playing in venues as close as your local high school stage today.

If you have more information about this radio collectable category, please contact the author:

George A. Freeman; 102 E. Main St., Madison, IN
47260-3411. FAX: (812) 273-8848. Phone/voice mail:
(812)-266-6878. E-mail: wiki@hsonline.net.

(1)= Smith, B., "The History of Little Orphan Annie" (New York: Ballantine Books, 1982) pg. 42.

(2)= Ibid. pg. 2.

(3)= Ibid. pg. 42. (copyright, 1999, WIKI, Inc.)

N.B.

The copy of the sheet music and other details will appear in the next issue, per editor.

Meetings Reviewed Here!

Bob O’Friel

As stated elsewhere in this “Bulletin”, the attendance is down at the shows and I am very concerned. Our June 3rd, 4th, and 5th, Regional “Spring Fling” event had the advantages of: a) good weather, b) comfortable, clean surroundings with a lot that had been really cleaned up which offered better spaces, and, c) many good friends who came to buy, sell or demonstrate the old radios and associated material. Surprisingly, the “Awards Banquet” was well attended despite the lower turnout and many people told us they come for that more than anything. That still doesn’t solve the need for more dealers and, in their behalf, more customers. I noticed that by Friday, many dealers had left. We did enjoy seeing so many old friends and missed the “regulars” that were away on special trips, or like Carolyn Knipfel, were recovering from surgery. (By the way, she is recovering very nicely and appreciates everyone’s interest.) Marilyn Johnston is also undergoing similar challenges. When we arrived in Florence Kentucky we became aware of a similar situation as to lower numbers. The one factor that is a part of all of these shows is the fact that some excellent programs were set up. Ross Smith is to be congratulated for his “service seminar” which provided a lot of helpful information to the IHRS members. We felt that we learned a lot at the CARS club Florence KY show June 25th when we attended the excellent presentation put on by Jim Cross on the evolution of vacuum tubes and their numbering systems. Of course, the trip over to the Gray Museum also made it worthwhile. The big show in Elgin also had a sparser attendance. Perhaps there were numbers who felt that with the loss of the open field next to the Motel that had been used by ARCI for years was detrimental. Not so! We enjoyed the Zenith display along with the Tom Kleinschmidt presentation on the 3 Premium Radios. The visit to Ralph Muchow’s fabulous museum worked out well along with the history of Telegraph Keys and demonstrations very nicely mastered by Derek Cohn all had their rewards. John Williams, a career radio announcer (at WGN?) had some fascinating stories on “AM radio programming, Past, Present, and Future” as his part of the program. His arrival at the ARCI event was delayed by a News Story he was working on, (in person at the site), of a cat that had entered a furnace pipe while construction was going on and the cat had become trapped. All turned out well but I fear that few remained for the 4th day of this festival. ARCI topped off the show with a group of actors who re-created old radio shows at the Carolyn Knipfel Awards Banquet Thursday night. Let’s not lose these Events. Please BE THERE!

RADIOADS

As was mentioned on page 18, it was not possible to reconstruct and print all of the ads that were lost on the "computer crash" and only the 2 which just arrived are listed at this time. We will have a full lineup of ads for the next issue. These ads are free to IHRS members. Please limit them to 100 words. Unless we are advised otherwise, we will run ads for two issues. The exception would be where services, etc. are being listed. Please send your ads to the editor at the address shown on page 2.

Wanted: Looking for any Skylark, Imperial, LePilot, and Lyradion battery radios of the 1920's. Also seeking any Wilson and Fairbanks-Morse radios of the 1930's. If anyone has information or literature on these Indiana brand radios or if you have nice examples of these radios that I can use in illustrating future articles, please contact me.

Michael Feldt, 12035 Somerset Way East, Carmel, IN 46033
Phone: (317) 844-0635 e-mail: feldtm@iquest.net

For Sale: Scott 23 tube Imperial, chassis mint, cabinet excellent, plays great, w/manual - \$2,500 or BO. Sorry, pickup only. Don Johnston, 3621 E. 700N, Windfall, IN, 46076
Phone: (765) 945-7735



Treasures on display, IHRS/AWA "Spring Fling", June 3rd - 5th, 1999