


The
**Call
Letter**

July, 2008
Vol. 34 — No. 7



Over **30** years in print!

The Northwest Vintage Radio Society

Post Office Box 82379
Portland, Oregon 97282-0379

The Northwest Vintage Radio Society is a non-profit historical society incorporated in the State of Oregon. Since 1974 the Society has been dedicated to the preservation and enjoyment of "Vintage radio" and wireless equipment.

Membership in the Society is open to all who are actively interested in historic preservation. The dues are \$25.00 for domestic membership, due on January 1st of each year (prorated quarterly).

The *Call Letter* has been a monthly publication since 1974. It was originated with the founder, Bob Bilbie, and our first president, Harley Perkins. Through several editors and with the assistance of numerous society members, the *Call Letter* has continued to be a publication that informs members of the society's business and that supports the hobby of collecting, preserving, and restoring vintage radios.

Society meetings are held the second Saturday of each month at the Abernethy Grange Hall at 15745 S. Harley Ave. in Oregon City, Oregon. They convene at or about 10 AM for the purpose of displaying radios, conducting Society business, and exchanging information. Guests are welcome at all Society meetings and functions (except board meetings).

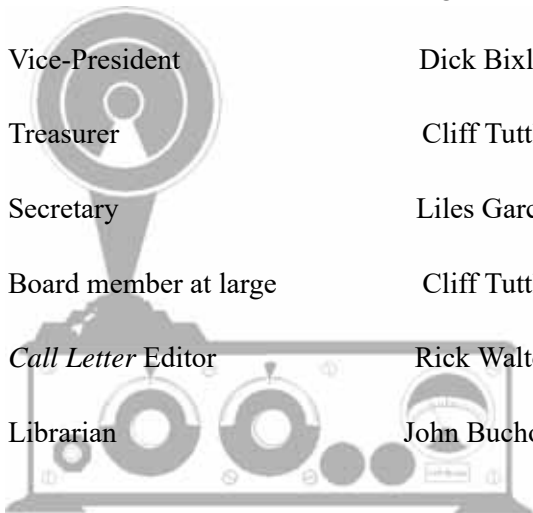
Other Society functions include guest speakers, auctions, radio shows, and radio sales which are advertised in the *Call Letter* and are held in and around Portland.

With each issue of the *Call Letter*, we remember Jim Mason, a charter member of the society who remained active until his death in 1999. A generous bequest from Jim's estate ensures the vitality of the Northwest Vintage Radio Society, and continued publication of the *Call Letter*.



Society Officers for 2008:

President	George Kirkwood	(503) 648-4809 radiogeo@hevanet.com
Vice-President	Dick Bixler	(503) 690-2557 rf2af@verizon.net
Treasurer	Cliff Tuttle	(503) 666-7005 kiptuttle@comcast.net
Secretary	Liles Garcia	(503) 649-9288 landn2@verizon.net
Board member at large	Cliff Tuttle	(503) 666-7005 kiptuttle@comcast.net
<i>Call Letter</i> Editor	Rick Walton	(503) 656-4104 rwalton@easystreet.net
Librarian	John Bucholtz	(360) 693-7135 BonJonBuck@webtv.net



July 2008

Table of Contents

From the Editor2

NWVRS Calendar of Events3

NorthWest Vintage Radio Society Meeting Minutes.....4

Special Display5

Photo Display.....6

In The Shack.....9

Swap Shop12

On the cover: “The photo on the cover is of a Logan Belleville loop antenna and receiver (I think) that John Bucholtz displayed at the June meeting.

The next meeting is on July 12, 2008.

**The Program Topic for our June meeting will be
“Exhibitor’s Choice.”**

Visit our web site at <http://nwvrs.org>.

Next Call Letter Deadline: July 31, 2008.

The *Call Letter* is the official publication of the Northwest Vintage Radio Society. Circulation is limited to the membership and guests of the Society. The Society is not responsible for the material contributed for publication, nor the quality, timeliness, or accuracy of the items or services offered for sale in the SWAP SHOP. By common agreement of the board of directors, the buyer assumes all responsibility for the satisfaction of any transaction.

From the Editor

by *Call Letter* Editor, Rick Walton

Preparation of this month's issue is all about pictures. Lots of members participated in the "Crystal Radio" feature at the June meeting. One of the sets presented appears on our front cover this month. I tried to identify all the radios correctly and with their owners. Let me know of any errors so I can print corrections next month.

One *Call Letter* feature that has been conspicuously absent for several months is "Voila!" Every month Jay sends out a request for submissions and for the last few months, there's been no response. So next month when Jay sends out his query, let him know what you've found.

This month we reprise the June, 1999 offering of "In the Shack" in which Mike talks about his Bosworth radio.

I hope you are all having a great Summer now that the weather has finally decided to be Summer weather (mostly). And I hope we'll see you at the regular meeting on the 12th of this month. The feature for this month is "Exhibitor's Choice," so if you have been waiting for a chance to show off that special item in your collection that doesn't fit most categories, now is your chance!

Sinatra, Bennett, Norah.

Portland's only station for classic American standards
of yesterday and today. Sunny 1550 KKAD.

Listen online at: www.sunny1550kkad.com



NWVRS Calendar of Events

Most of the hamfest and ham swap meet information comes from:
PNW Hamfair web page at www.n7cfo.com/amradio/hf/hf.htm

- July 12** NWVRS monthly meeting 10 am; tailgate swap 8:30.
- July 19** Coos County Radio Club Hamfest and Swapmeet. North Bend Middle School, North Bend, OR. Contact Marilyn Mansker, ke7oam@yahoo.com.
- August 1-3** Pacific Northwest DX Convention. Monarch Hotel, Portland, OR. Hosted by the Willamette Valley DX Club. www.wvdx.org.
- August 9** NWVRS monthly meeting 10 am; tailgate swap 8:30.
- August 16** Antique Radio Swap Meet. Puget Sound Antique Radio Association. 9 AM to 1 PM. Shoreline museum parking lot. N. 175th & Linden, Avenue, North Seattle. One block west of Aurora Avenue - one mile west of I-5, exit 176. Free admission. <http://www.eskimo.com/~hhagen/psara/swap.html> (Always the 3rd Sunday in August)
- August 16** W7PL Pendleton ARC Second Annual Swapmeet. SW 13th St. & Emigrant, Pendleton, OR. Free admission. For table information, contact denton@oregontrail.net. <http://w7pl.com/>.
- September 13** NWVRS monthly meeting 10 am; tailgate swap 8:30.
- September 27** Spokane Hamfest. University High School, 12420 E 32nd Ave, Spokane Valley WA 99216. For more info contact Bryan, K7WXO at k7wxo@gktech.net
- October 11** NWVRS Fall Swap/Sale at Aurora American Legion Hall, Aurora, Oregon.
- October 11** North Kitsap ARC Hamfest and Electronics Swapmeet. Bremerton, WA at the President's Hall – Kitsap County Fairgrounds. \$5.00 admission, \$15.00/Table. For more information: <http://www.nkarc.org/hamfest.html> or e-mail kb2skp@arrl.net

- October 25** Mount Baker Amateur Radio Club Flea Market, Lynden, WA. Always the last Saturday in October. Contact k7iey@netscape.net; <http://www.qsl.net/k7skw/>.
- November 8** NWVRS monthly meeting 10 am; tailgate swap 8:30. Officer nominations for 2009.
- December 13** NWVRS monthly meeting 10 am; tailgate swap 8:30. Officer elections, annual Holiday party.

NorthWest Vintage Radio Society Meeting Minutes

Submitted by Stuart L. Garcia, Jr. (Liles Garcia), NWVRS Secretary

President George Kirkwood called the June 14, 2008 meeting of the NorthWest Vintage Radio Society to order at 10:00 AM. He briefly mentioned Ed Charman's recent passing and said that Ed will surely be missed. Liles Garcia read his comments about our May Swap Meet. Our Society's temporary treasurer, Cliff Tuttle, gave the Treasurer's report; it was approved as provided by Cliff.

Liles described the flower arrangement that our Society sent to Ed's memorial service; the flowers were very much appreciated by Ed's family. Members welcomed Debbie Hillman and Pete Sequeira as new members today. Members gave them a round of applause; welcome Debbie and Pete!! Liles introduced Oscar Olsen who attended as a guest, and also joined our Society today. Members welcomed Oscar with a round of applause. There were approximately 40 people at our meeting today.

New Business

New Treasurer — For correct and legal identification of our Society's Treasurer, I am using members' full names in this paragraph. Society President George Kirkwood appointed John Clifford Tuttle to be the NWVRS Treasurer until new officers are elected. Mr. Tuttle is replacing Charles Edward Charman, who was the Society's Treasurer until he recently passed away.

Swap Meet — Members discussed our May Swap Meet. Many members agreed that there was a large crowd; and other members said that they had good sales. There was a suggestion to survey people about how they learned about our Swap Meet. Another suggestion was to have a

door prize drawing. Members also felt that we should continue to have our Swap Meets in Aurora.

Tech Talk — George will give a “Tech Talk” at our July meeting.

Leads and Needs

Kurt Torgerson needs a Hallicrafters SM-40 “S” Meter.

Sonny Clutter needs a source for the old large 1.5 Volt dry cells.

Debbie Hillman needs a tube tester.

Dick Dielschneider needs a 1938 Zenith 15 tube 1501 chassis and a 1936 Zenith 6 tube chassis.

Bob Ewing needs a knob for a Philco 38-9 radio.

Program Topic

The program topic for today was “Crystal Radios.” Members showed and discussed the radios that they brought. Oscar Olsen showed the group a rare 3-tube WWI aircraft receiver that he brought (*see the Special Display below — Ed.*). The program topic for July is “Exhibitor’s Choice.”

The meeting was adjourned.

Special Display

This WWI aircraft was presented at the June meeting by Oscar Olsen.



Photo Display

Photos by Rick Walton

The June meeting produced a bumper crop of crystal radios plus the WW1 radio displayed by Oscar Olsen.



All the radios on this page belong to Don Iverson -
 Top (l to r): Aurora kit, Mighty Atom, Brownie
 Lower (c & r): National Airphone, Burndept Ltd.

Below (l to r): Wireless Apparatus, Steinite, Hubbard Labs
 Bottom (l to r): Wecco Gem, Tiny Tone, ICA Top Notch





Ivalek - Dan Howard



Cigar Box Loop Set,
Martian Big 4,
Oatmeal Box -
Joe Corsi



British Crystal Set,
New Era Wireless,
Steinite Labs -
Bill Perrot



Loose Coupler -
Brian Toon



Above: Ozarka four-dialer -
Sonny Clutter



Above: RCA Model 5
Left: Marvel -
George Kirkwood



Lemco - Alan Shadduck



Philmore, World, Hausen -
Art Redman

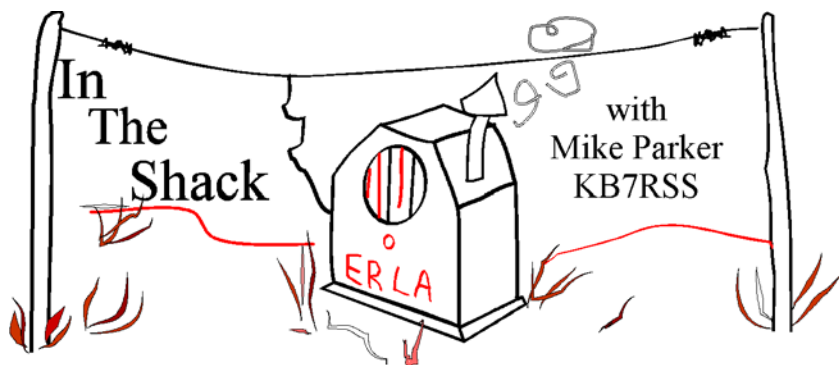
Crystal Radio Kit
Logan Belleville Loop -
John Bucholtz



(l) Hungarian set
(Below l - r) Pacific
Pwr. & Light, Numa -
Dick Howard



Philmore - Mark Richardson



Editor's note: This "In The Shack" article is from the September, 1999, Call Letter!

What's a Bos Worth?

What is a Bos worth, anyway? Well, nobody really knows for sure. Yes, it is a radio, and no, it is not listed in the Bunis books, nor the Douglas books. So the answer must be, whatever the seller and the buyer agree on!



But wait, I have seen 3 Bosworth radios before, so I know they exist. One was a plain little battery set that had some very unusual small low-loss tuning condensers and was all original inside. The layout was not anything like the ordinary 1925 TRF design usually found. Don Iverson and I were looking at it one day at the famous Mike's Gold Anvil antiques on S. E. Foster, about 10 years ago. He thought that I should buy it, and I did not, I am sorry to say. Then, after visiting Don's "attic of the unusual", I saw that he had a Bosworth battery set, this was perhaps a little later version of the first one we looked at and had a real nice gold etched Bakelite front panel. This company was really making a battery set in a way that no others were. You can just look at one and tell that it is not your average radio...I don't quite know how to describe the feeling!

So, I turned to a couple of reference books that I can count on for listing the obscure. The "Radio Trade Directory" Aug., 1925, a reprint available through Antique Radio Classified, lists the address of the Bosworth company:

Bosworth Electric Mfg. Co.

Main & Lexington Aves.

(Norwood)

Cincinnati, Ohio

Right smack in the middle of some really strong competition, with the giant Crosley Radio Corp. nearby and Midwest Radio not too far away! I really wonder what electrical products they made other than radios.

Another good reference book that just about "lists it all" (well, not quite, I am still not finding the Masterphone Co.) is "Radio Collector's Guide, 1921-1932"

by Morgan E. McMahon, also available from A.R.C. It lists the Bosworth production as follows:

Bosworth Elec. Mfg. Co.

1925	B-1 Air Set	\$155	Table	3 dial	5 tube	Batt.
1926	B-2	\$115	Table	2 dial	5 tube	Batt.
	B-1	\$155	Table	3 dial	5 tube	Batt.
	B-3	\$155	Table	2 dial	6 tube	Batt.
1927	B-6	\$75	Table	1 dial	5 tube	Batt.
	B-3	\$100	Table	1 dial	6 tube	Batt.
	B-5	\$165	Table	1 dial	6 tube	AC
	B-7	\$250	Console	1 dial	7 tube	AC

Only in production for 3 years and I observe some very expensive radios... it seems like \$155 was their “prayer price.” That was a whole lot of money, in those days, for an average working man to plunk down for a table battery set. They sure must have been something special, at that price! I notice that the B-6 1-dial has a seemingly slashed price of only \$75. Could this show some incentive to cut prices to sell? Since this was their first 1-dial set, it must have taken some extra engineering and design work to come up with production of it. How did they do it? And how many of the model B-7 consoles do you think they sold, at a whacking \$250 a copy? Probably 20?

All of this is, of course, leading to the story of the Bosworth radio that you see in the photos that accompany this article. This set belonged to the late and great James Mason, and while we were at the auction preview, Don Iverson said to me, “Did you see that Bosworth set?”

“No, I replied... where is it?” I looked and looked, but could not find it, finally almost tripping over it, because it was sitting on the floor!



I noted that it sure did not look like any of the previous Bosworths that I had seen and, lo and behold, it was a plug-in AC set! This is absolutely the first AC set made by Bosworth and, I might add, a very early attempt at a completely self-contained AC radio by any company. The completely enclosed power supply uses a regular type 280 (80) rectifier tube. The set uses 6 tubes, 26’s for the RF stages, a 27 detector and a 71-A audio output. Three really well made “binocular”

RF coils, a la Grebe Synchronphase are used and have an engraved “B” insignia on the tops of each. The set has no sub panel, which I find rather primitive for an AC radio. The tube sockets and transformers are simply screwed to a wood base board, like a home-brew. The cabinet design is a radical slant-front, inspired, no doubt, by the Radiola 28. The 71-A audio tube is placed so far under the left side slant front of the set that one just about has to use a flashlight to replace this tube! The set has a very nice original factory tag that lists the model and serial number, and the initials of each person that “bussed” and tested the set. All in all, a very original and untouched radio set. The two-dial drum tuner and horizontally mounted condenser are also quite inspired by the Radiola 28 look.



After drooling over it at the preview, I bid on it during the auction, and was outbid by Sonny Clutter. That was not bad, since I was able to keep track of the set and finally able to purchase it from him at a discount. Understand that Sonny (Radiolaguy.com) will always give a price break to a fellow club member, but you must also realize that he is not going to lose money below his bid price. I don't blame him a bit. He is doing a service to our club by obtaining some of these obscure radios that would otherwise be unobtainable. I am sure satisfied with it, anyway.

So, as far as what's a Bos worth? It looks like just about what it was worth in 1927!

Thanks to Sonny Clutter for the excellent photos of this radio, as well as all of the photos on his web site; www.radiolaguy.com.

QSO you next time.....IN THE SHACK

Swap Shop

FOR SALE: Thousands of tubes, hundreds of radio parts, panels, meters, surplus, etc. R5-D3 electronic surplus, Bob Lee, 9770 S.E. Stanley Ave., Milwaukie, OR 97222, (503) 513-0410

FOR SALE: **Floor models: Crosley Model 124, \$50; Philco w/Tilt out record player, \$150; Kolster Model 6-J, \$50

Table top models: Dark grey Admiral Model Y3309, \$50; Beige RCA Victor clock radio, model 4RD41, \$30; Beige RCA Victor Golden Throat Model 75X12, \$30; Old wood Philco, \$30; Beige True Tone model mic2910B-17, \$10; Dark brown Coronado model 15RA38-43-8235A, \$30; Gold Realistic model 12-1472, \$35; 2 Atwater Kent (metal Box), \$20 each; Atwater Kent Type E speaker, \$75.

Take away all for \$470. Carolyn, cbeitelspach@yahoo.com; Phone 503-359-0987, Forest Grove.

FREE to a good home: 1939 Philco 39-40 console, cabinet good, needs new dial glass, some repair work already done, hums. 1931 Zenith 11 lowboy console, complete basket case. Neither radios working. I can deliver to the July meeting for pickup. Tony H. abhauser@aol.com or 503-397-0074

WANTED: **In need of one or two type 6528 twin triode tubes. Thanks, Vance (vdaberko@fastmail.fm)

Radio Service

These members have indicated they are willing to perform radio repairs:

Roger Brown – (503) 693-6089

Blake Dietze – (360) 944-7172, wb6jbj@ix.netcom.com

Todd Ommert – (503) 246-4141, website www.burlingame-radio.com

Tony Ranft – (360) 944-8489 or ranft@saw.net – General repairs.

Dave Wise – (503) 648-0897, david_wise@phoenix.com

If you are willing to repair radios, give your name, phone and/or e-mail, and any comments to the *Call Letter* editor.

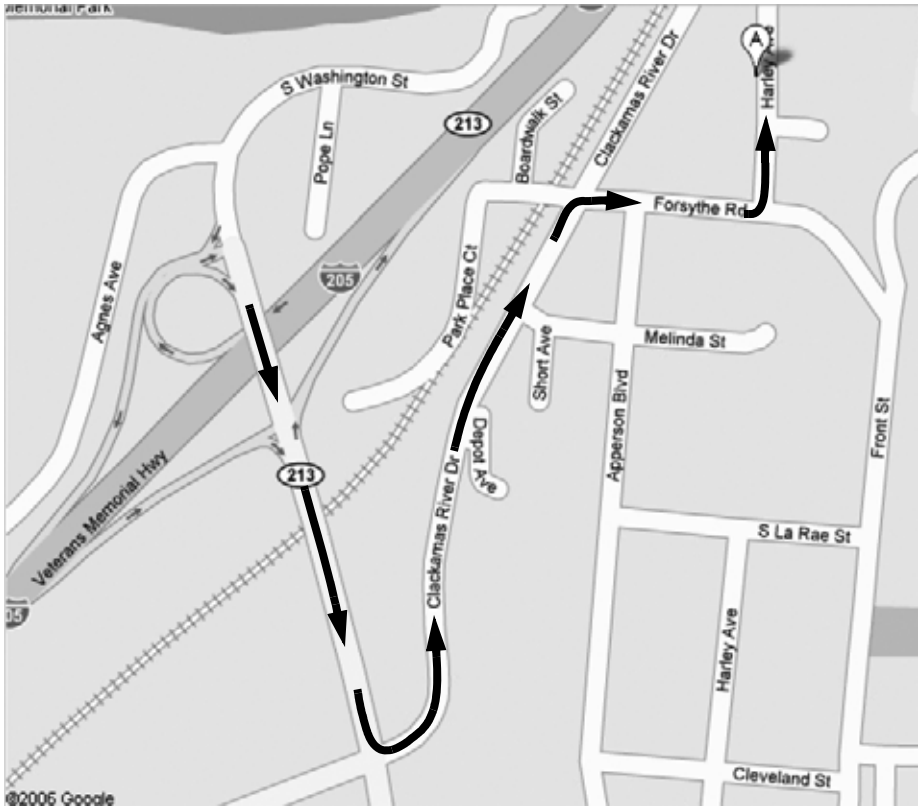
The Northwest Vintage Radio Society is not responsible in any disputes arising from services provided by members listed here. By common agreement of the board of directors, the buyer assumes all responsibility for the satisfaction of any transaction.

Leads and Needs

Questions about restoration of vintage radio? Visit radiolaguy's web site often for this information plus lots of other interesting displays, photo's, virtual museum plus lots of other information on vintage radio and television. Oh, yes, there are items for sale as well and NVRS members get a substantial discount on most of these items. Thank You, Sonny the Radiola Guy
Visit my vintage radio web site: <http://www.radiolaguy.com>

Meeting Location

Here is a map (thanks to Google Maps) to the Abernethy Grange Hall (the pointer marked “A”), where the Northwest Vintage Society meets the second Saturday of each month. Just follow the arrows on the map.



To get to the Abernethy Grange Hall:

1. Exit I-205 at SR-213 (Exit 10 to Molalla) and head south on 213.
2. At the first intersection (the traffic light), turn left onto Clackamas River Dr.
3. Turn right at Forsythe Rd.
4. Turn left onto Harley Ave. The Grange Hall is on the left about a block and a half.