

The **Call**
Letter

June, 2007
Vol. 33 — No. 6



Over **30** years in print!

The Northwest Vintage Radio Society

Post Office Box 82379
Portland, Oregon 97282-0379

The Northwest Vintage Radio Society is a non-profit historical society incorporated in the State of Oregon. Since 1974 the Society has been dedicated to the preservation and enjoyment of "Vintage radio" and wireless equipment.

Membership in the Society is open to all who are actively interested in historic preservation. The dues are \$25.00 for domestic membership, due on January 1st of each year (prorated quarterly).

The *Call Letter* has been a monthly publication since 1974. It was originated with the founder, Bob Bilbie, and our first president, Harley Perkins. Through several editors and with the assistance of numerous society members, the *Call Letter* has continued to be a publication that informs members of the society's business and that supports the hobby of collecting, preserving, and restoring vintage radios.

Society meetings are held the second Saturday of each month at the Abernethy Grange Hall at 15745 S. Harley Ave. in Oregon City, Oregon. They convene at or about 10 AM for the purpose of displaying radios, conducting Society business, and exchanging information. Guests are welcome at all Society meetings and functions (except board meetings).

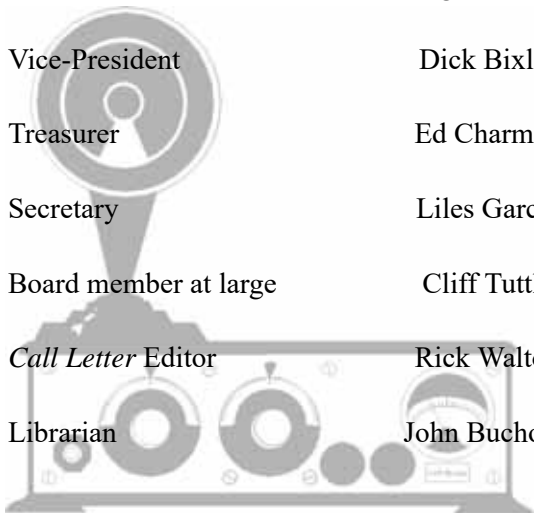
Other Society functions include guest speakers, auctions, radio show, and radio sales which are advertised in the *Call Letter* and are held in and around Portland.

With each issue of the *Call Letter*, we remember Jim Mason, a charter member of the society who remained active until his death in 1999. A generous bequest from Jim's estate ensures the vitality of the Northwest Vintage Radio Society, and continued publication of the *Call Letter*.



Society Officers for 2007:

President	George Kirkwood	(503) 648-4809 radiogeo@hevanet.com
Vice-President	Dick Bixler	(503) 690-2557 RF2AF@comcast.net
Treasurer	Ed Charman	(503) 654-7387 enamrahc@peoplepc.com
Secretary	Liles Garcia	(503) 649-9288 landn2@verizon.net
Board member at large	Cliff Tuttle	(503) 666-7005 kiptuttle@aol.com
<i>Call Letter</i> Editor	Rick Walton	(503) 656-4104 rwalton@easystreet.com
Librarian	John Bucholtz	(360) 693-7135 BonJonBuck@webtv.net



June 2007

Table of Contents

From the Editor2

Roster Corrections2

NWVRS 2007 Calendar of Events3

Photo Display.....5

Tech Tip6

Last Month’s Puzzle Solution7

In Mike’s Shack8

Voilà ...new and recent finds by NVRS members13

NWVRS Goes to the Dance.....13

Website Suggestions Requested.....15

Website Suggestions Requested.....15

The Back Page16

On the cover: This 1948 *Radio News* cover is a real eye-catcher. Do you suppose this might have been an inspiration for the *Sports Illustrated* annual swimsuit issue? It might take a second look to realize that there is a radio in the picture. But did you catch the Oregon connection? Look again carefully and you’ll see the Jantzen logo on the swimsuit.

The next meeting is on June 9, 2007.

June Feature: Home Brew radios, including kits.

Visit our web site at <http://nwvrs.org>.

Next Call Letter Deadline: July 5, 2007.

The *Call Letter* is the official publication of the Northwest Vintage Radio Society. Circulation is limited to the membership and guests of the Society. The Society is not responsible for the material contributed for publication, nor the quality, timeliness, or accuracy of the items or services offered for sale in the SWAP SHOP. By common agreement of the board of directors, the buyer assumes all responsibility for the satisfaction of any transaction.

From the Editor

by Call Letter Editor, Rick Walton

Like most issues of the Call Letter that wind up with a full complement of pages, this one started out sort of small. Then suddenly things came from everywhere and we've got a nice fat issue for your late Spring reading. I even had to trim the events calendar to get it all in.

A large part of this issue is devoted to a photo essay comprised of twelve photos by Kent Anderson. I came by them in a round-about fashion. They were forwarded to me in an e-mail from a friend who teaches at Oregon State and knows Mr. Anderson through that connection. My friend asked if I knew the owner of the radios in the pictures. Indeed I do! The attic full of radios belongs to our own Mike Parker. I contacted Mr. Anderson and he graciously granted me permission to publish the photos, which he has copyrighted. You'll find them under the familiar "Shack" heading except this time it is called "In Mike's Shack".

Those aren't the only pictures. There are also the snaps in "Photo Display" of last month's swap meet, and a couple of photos of the display that Dick Bixler and Liles Garcia set up at the KPAM/KKAD "Spring Swing" dance held at Oaks Park.

Sonny Clutter has provided us with another of his valuable "Tech Tips", this time explaining how to restore broken bakelite, phenolic, and composition cabinets. And Jay Johnston has compiled another "Voilà" with some of our recent acquisitions.

Small but important items that you might overlook are the roster corrections that follow, and Pat Kagi's request for website suggestions that precede the Swap Shop.

Roster Corrections

A corrected e-mail address for Liles Garcia, and a member mistakenly left out. My sincerest apologies.

Garcia, Liles R
landn2@verizon.net

Michael Roy R
P.O. Box 87103
Vancouver, WA 98687-0103
(360) 254-8082
Michael.P.Roy@tek.com

NWVRS 2007 Calendar of Events

Most of the hamfest and ham swap meet information comes from:
PNW Hamfair web page at www.n7cfo.com/amradio/hf/hf.htm

- June 8-10** Wenatchee Hamfest, Apple City ARC. Dryden Gun Club. Dryden, WA. ARRL sanctioned event.
www.qsl.net/w7td/
- June 9** NWVRS monthly meeting 10 am; tailgate swap 8:30.
- June 10** Hamfest 2007. Kootenai Amateur Radio Society. Lions Club, Hiway 53, Rathdrum, ID. Info: contact Jim, N7ESU at (208)667-4915 or email n7esu@arrl.net
- July 14** NWVRS monthly meeting 10 am; tailgate swap 8:30.
- June 16-17** Northeast Montana Father's Day Hamfest. Down Stream Campground at Fort Peck Lake. Info or details: contact Bob Parker, K7TNJ, at k7tnj@yahoo.com
- July 20-22** Glacier Waterton International Peace Park Hamfest. Glacier Meadows Campground, 13 miles west of East Glacier on MT Hwy 2. www.gwhamfest.org
- July 21** Bandon Hamfest. Bandon, Oregon. ARRL sanctioned event. Follow the signs to “The Barn”, aka “Bandon Community Building.” Contact Ron W7VU at (541) 572-5546, w7vu@arrl.net
- July 28** Chehalis Valley Amateur Radio Society Hamfest. Lewis County Fair Grounds, Chehalis, WA. Contact John Ellingson, K7OSK, k7osk@boatanchor.com
- August 11** NWVRS monthly meeting 10 am; tailgate swap 8:30.
- August 12** The 10th Annual Greater Portland Insulator Swap — Location TBA. Always the second Sunday in August. Contact Dan Howard (503)659-3520 e-mail: strains@msn.com.
- August 11** Hamfest and Electronics Flea Market, Radio Club of Tacoma; Bethel Junior High School
22001 38th Avenue East, Spanaway, WA www.w7dk.org

- August 19** Antique Radio Swap Meet — Puget Sound Antique Radio Association. 9 AM to 1 PM. Shoreline museum parking lot. N. 175th & Linden, Avenue, North Seattle. www.eskimo.com/~hhagen/psara/swap.html
- September 8** NWVRS monthly meeting 10 am; tailgate swap 8:30.
- September 22** Spokane Hamfest. (ARRL Washington State Convention). University High School, Spokane, WA 99206. Contact Betsy Ashleman, N7WRQ, n7wrq@aol.com. (509)448-5821. www.kbara.org.
- October 13** NWVRS Fall Swap/Sale at Aurora American Legion Hall, Aurora, Oregon.
- October 14** North Kitsap Amateur Radio Club Hamfair. Bremerton, WA. ARRL sanctioned event. Kitsap Fairgrounds. Info: contact Ron Sefton, N7EM, (360)779-5418, ronsefton@hotmail.com or Horace Ory, (360)779-2215, ory001@comcast.net. www.nkarc.org/hamfest/index.html

Sinatra, Bennett, Norah.

Portland's only station for classic American standards
of yesterday and today. Sunny 1550 KKAD.

Listen online at: www.sunny1550kkad.com



Photo Display

Photos by Rick Walton

Snapshots from the May Swap Meet & Sale.





Tech Tip

by Sonny Clutter

Repairing & Refinishing Broken Bakelite, Phenolic & Composition Panels

Cleaning: First remove all the hardware from the panels (and pieces) and wash and clean them (do not submerge in water or use a heavy detergent with ammonia or alkali's). Wash them like you would a Bakelite panel (see my article on cleaning Bakelite on my web site).

Heat: Before heating, place the pieces between two flat pieces of thick aluminum (any kind of metal at least 1/4" thick will work) with a weight on top so the heated panels will flatten out as they heat up. Leave in the oven about set for about 200 degrees for about 20 minutes. Turn off the heat and let them cool, they will now be nice and flat.

Epoxy: Using a filler epoxy such as JB weld (the gray stuff, don't use the clear stuff as it does not get hard enough). Fill the areas were they were broken, clamp in place and let the epoxy cure (don't use the 4 minute stuff, you need more working time). Fill any gaps were pieces may be missing, smooth and trim any excess epoxy before it cures. After at least 48 hours (a week would be best

because you want the epoxy as hard as it can get before final sanding and surface prep) you will be ready for finish preparation.

Prep the Surface: Now sand the surface areas making sure all are smooth so there are no ridges or bumps or gaps. If the original panels had a brushed texture (many do as did mine), sand as much as you can straight up and down and not cross ways or diagonally. If done right, the final sanding will leave the panels slightly with a brushed texture so the final finish will look original. If there are air gaps, holes etc., apply more of the epoxy, let it cure and repeat the process until all is smooth.

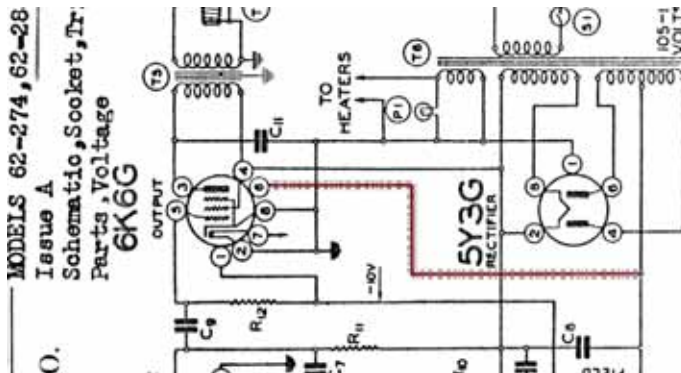
Finish: After you have the panels smooth, textured (if needed), you are now ready for the finish. First seal with a lacquer sanding sealer and sand it lightly remembering to sand in the brushed texture (if desired). Wash off the dust and apply a couple of coats of black gloss or semi-gloss lacquer. Rub out between each to of two three coats until you have applied at least 6 - 8 (or more) applications depending on how much rubbing and sanding is done between applications.

Deluxing: When all done and you are satisfied with the appearance, give it a final rub out with a deluxing compound. If you can't find a deluxing compound, make your own by using Linseed oil and rottenstone. This last step applies to any refinish job and is usually not done by most. If not done, it will look like you have just refinished it if done right it will look original. More of Sonny Tech Tips can be found on my web site: www.radiolaguy.com

Last Month's Puzzle Solution

by Don Iverson

Last month we asked you to find the error in the schematic. Here it is. The highlighted line from pin 6 of the 6K6G socket should not be there. A tube manual will show you that there is no tube element connected to pin 6, and in fact no pin exists in that position. There are no other connections to pin 6 and there never were. The radio, as manufactured, has this wire connected exactly as the schematic shows. Why?





A photo essay by Kent Anderson

“I’ve had an opportunity to document co-worker Mike Parker's vintage radio collection. Well over 3 decade's living radio and collecting, not a display, but a look into a collector's world! I hope you all enjoy, and thanks Mike.”


Photos copyrighted 2007 by Kent Anderson.











Voilà

...new and recent finds by NVRS members

Compiled by Jay Johnston

Rick Walton: Recent eBay finds include a Zenith 6T5 eye tube, two Monarch and two Zephyr 5-tube plastic sets in different colors, Japanese-made, 1960's. Several radio magazines from the '20s to the '40s.

Sonny Clutter: Amplion horn speaker models AR-114 and AR-19.

Blake Dietze: A mid-20s 5 tube NORCO 3 dialer. It is in great condition with tubes and paper insert.

Jay Johnston: 01A tube with sticker for a shop on Market St. in Portland. A generous gift from our esteemed secretary and a fun item because I live on this street.

Emerson U5A tombstone in brown bakelite. It is in great original condition. I acquired this set through eBay; the seller turned out to be some guy named Charlie Kent☺

Send word of your latest find to Jay Johnston, withat@msn.com, or by post at 1451 SW Market St., Portland, OR 97201-2555.

NWVRS Goes to the Dance

By Richard Bixler

On Sunday evening, May 20, Liles Garcia and I set up a display of our own radios at a "Spring Swing" dance promoted by radio stations KPAM/KKAD "Sunny 1520" held at the Oaks Park. This was in connection with our trade agreement with KKAD who uses space in the Call Letter to promote their easy listening, 1940's format.

We had copies of the Call Letter, flyers promoting our October Sale/Show and other information regarding our Society. The door prize radio really delighted the lady dancer whose number was drawn.

We were pleased that we were extremely well received not only by the radio station executives in attendance but also by the dancers from general public. We answered many, many questions and hopefully may

get a couple of new members. One guy even confided to us that he still had his Little Orphan Annie decoder button!

KKAD will again carry a flight of 30-second spots promoting our October event the week prior. Their executives specifically asked NWVRS to similarly participate and display our radios at their Christmas dance party again to be held at the Oaks and we readily agreed.



Website Suggestions Requested

Pat Kagi, our new web master, is looking for suggestions for website content. What do you, the members, want to see on the website? Contact Pat and let him know. E-mail him at kagi.pat@con-way.com, or phone him at (360) 694-6149.

Swap Shop

FOR SALE: Thousands of tubes, hundreds of radio parts, panels, meters, surplus, etc. R5-D3 electronic surplus, Bob Lee, 9770 S.E. Stanley Ave., Milwaukie, OR 97222, (503) 513-0410

WANTED: I need the base and driver for a Music Master horn speaker (the one with the wood bell). An example of the base can be seen here: <http://www.radiolaguy.com/images/hornSpeakers/MusicMaster-bs.jpg>. Thanks, Sonny the Radiola Guy.

WANTED: *Simpson Capohmeter Model 383-A Please Call Gordon Phillips, (503) 234-3517 E-mail: gdnphi@comcast.net

Radio Service

These members have indicated they are willing to perform radio repairs:

Roger Brown – (503) 693-6089

Blake Dietze – (360) 944-7172, wb6jhj@ix.netcom.com

Tony Ranft – (360) 944-8489 or ranft@saw.net – General repairs.

Dave Wise – (503) 293-7835, david_wise@phoenix.com

If you are willing to repair radios, give your name, phone and/or e-mail, and any comments to the *Call Letter* editor.

The Northwest Vintage Radio Society is not responsible in any disputes arising from services provided by members listed here. By common agreement of the board of directors, the buyer assumes all responsibility for the satisfaction of any transaction.

Leads and Needs

Questions about restoration of vintage radio? Visit radiolaguy's web site often for this information plus lots of other interesting displays, photo's, virtual museum plus lots of other information on vintage radio and television. Oh, yes, there are items for sale as well and NVRS members get a substantial discount on most of these items. Thank You, Sonny the Radiola Guy
Visit my vintage radio web site: <http://www.radiolaguy.com>

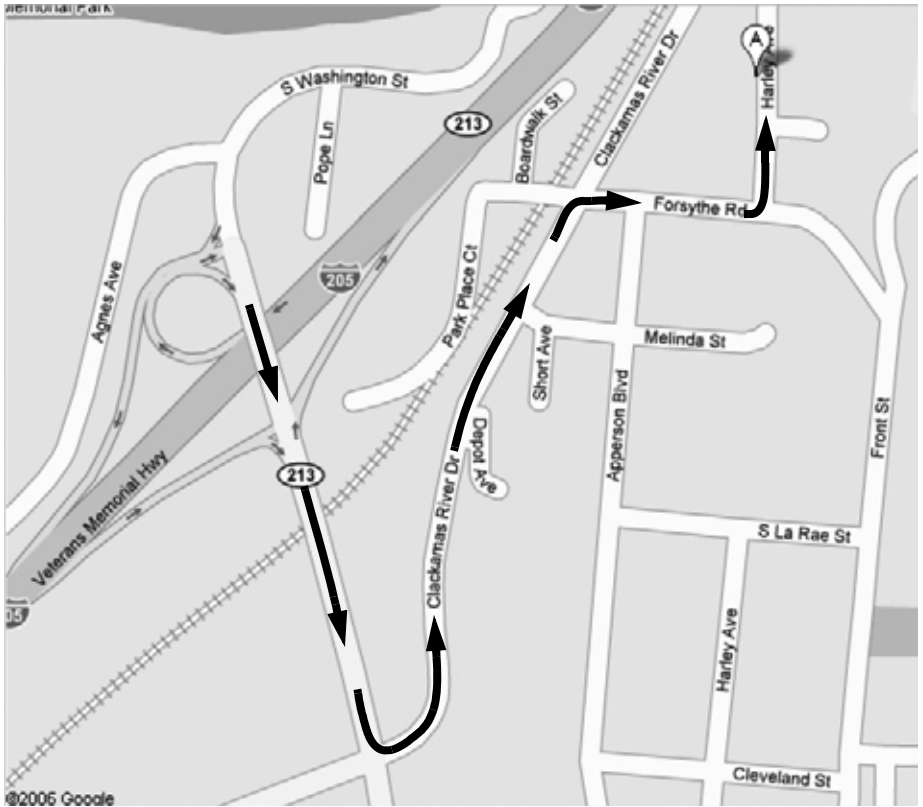
The Back Page

One final photo from Kent Anderson in Mike's Shack. It's Mike!



Meeting Location

Here is a map (thanks to Google Maps) to the Abernethy Grange Hall (the pointer marked “A”), where the Northwest Vintage Society meets the second Saturday of each month. Just follow the arrows on the map.



To get to the Abernethy Grange Hall:

1. Exit I-205 at SR-213 (Exit 10 to Molalla) and head south on 213.
2. At the first intersection (the traffic light), turn left onto Clackamas River Dr.
3. Turn right at Forsythe Rd.
4. Turn left onto Harley Ave. The Grange Hall is on the left about a block and a half.