

The

Call Letter

December, 2005
Vol. 31 — No. 12



Over 30 years in print!

The Northwest Vintage Radio Society

Post Office Box 82379
Portland, Oregon 97282-0379

The Northwest Vintage Radio Society is a non-profit historical society incorporated in the State of Oregon. Since 1974 the Society has been dedicated to the preservation and enjoyment of "Vintage radio" and wireless equipment.

Membership in the Society is open to all who are actively interested in historic preservation. The dues are \$25.00 for domestic membership, due on January 1st of each year (prorated quarterly).

The *Call Letter* has been a monthly publication since 1974. It was originated with the founder, Bob Bilbie, and our first president, Harley Perkins. Through several editors and with the assistance of numerous society members, the *Call Letter* has continued to be a publication that informs members of the society's business and that supports the hobby of collecting, preserving, and restoring vintage radios.

Society meetings are held the second Saturday of each month (except July and August) at the Abernethy Grange Hall at 15745 S. Harley Ave. in Oregon City, Oregon. They convene at or about 10 AM for the purpose of displaying radios, conducting Society business, and exchanging information. Guests are welcome at all Society meetings and functions (except board meetings).

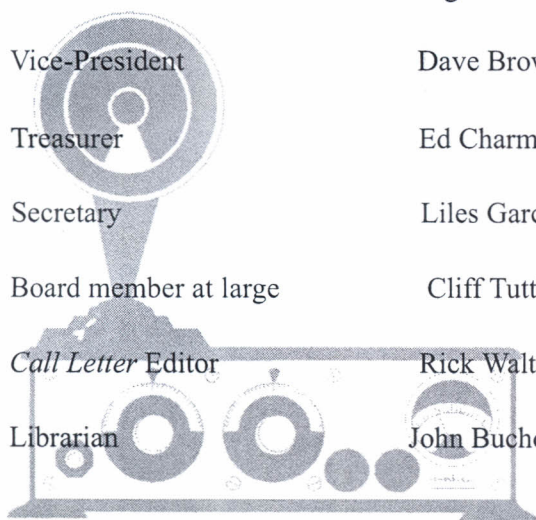
Other Society functions include guest speakers, auctions, radio show, and radio sales which are advertised in the *Call Letter* and are held in and around Portland.

With each issue of the *Call Letter*, we remember Jim Mason, a charter member of the society who remained active until his death in 1999. A generous bequest from Jim's estate ensures the vitality of the Northwest Vintage Radio Society, and continued publication of the *Call Letter*.



Society Officers for 2005:

| | | |
|---------------------------|-----------------|--|
| President | George Kirkwood | (503) 648-4809 radiogeo@hevanet.com |
| Vice-President | Dave Brown | (503) 585-4667 ironradio@qwest.net |
| Treasurer | Ed Charman | (503) 654-7387 |
| Secretary | Liles Garcia | (503) 649-9288 landn2@verizon.net |
| Board member at large | Cliff Tuttle | (503) 666-7005 kiptuttle@aol.com |
| <i>Call Letter</i> Editor | Rick Walton | (503) 284-5648 rwalton@easystreet.com |
| Librarian | John Bucholtz | (360) 693-7135 BonJonBuck@webtv.net |



December 2005

Table of Contents

From the Editor.....2

NWVRS 2006 Calendar of Events2

NWVRS Meeting Minutes5

About the Gift Exchange6

Photo Display7

In The Shack8

Voilà ...new and recent finds by NVRS members 11

Swap Shop12

On the cover: A slightly strange, almost macabre image of Santa from a January cover of *Short Wave Listener*, one of Hugo Gernsback's many publications. The year is uncertain, probably around 1936. This was sent to me by Ron Hershey back in July.

The next meeting is on December 10, 2005.

Annual dues are due!

January Feature: Gilfillan Radios

Visit our web site at <http://nwvrs.org>.

Next Call Letter Deadline: January 4, 2006.

The *Call Letter* is the official publication of the Northwest Vintage Radio Society. Circulation is limited to the membership and guests of the Society. The Society is not responsible for the material contributed for publication, nor the quality, timeliness, or accuracy of the items or services offered for sale in the SWAP SHOP. By common agreement of the board of directors, the buyer assumes all responsibility for the satisfaction of any transaction.

From the Editor

by *Call Letter* Editor, Rick Walton

The cold that is going around has come around to my house, too, and I compose this piece in between sniffles, sneezes, and hacks.

So here we are bringing another calendar year to a close with our annual election of officers and our Christmas Party. All the incumbents were nominated and have agreed to serve another term in office. The party is shaping up as the usual good time. Remember that it is being held this year at the Abernethy Grange in our usual meeting location. This year we've agreed to hold a voluntary gift exchange. Liles Garcia has summed up the way it will work in "About the Gift Exchange" that follows the meeting minutes.

Last month I talked about moving the venue for the Swap Meet and this month I get to talk about where it has moved. We'll be holding the Spring Swap Meet at the American Legion Hall in Aurora, Oregon, just a few miles south of Portland. This choice of location should serve us very well due to the large number of antique and collectible dealers there. If we have our signs out, they should bring in some portion of the large amount of foot traffic in Aurora, traffic that is specifically looking for antique items. I agree with those who've said that to really make this successful it will be necessary for all sellers to stay until the end. If we start packing up and leaving by noon, we stand to lose the potential customers spending the afternoon browsing the shops in Aurora, and run the risk of establishing a precedent in the minds of shoppers that there isn't much to be seen or had at our meet. With that being said, I really think we can have a very successful Swap Meet in this new location. I'm excited!

In this issue: a new calendar for 2006! It is filled with swap meets, hamfests, and other radio events all over the Pacific Northwest, as well as our own meetings and Swap Meets. Also in this issue, another reprint of "In the Shack," this time covering Mike's restoration of a Brunswick "Panatrophe" phonograph, photos from the November meeting, and a nicely filled out "Voilà."

If I don't see you at the Christmas Party, I offer to each of you my best wishes for a joyous holiday season and a prosperous new year.

NWVRS 2006 Calendar of Events

December 10, 2005 NWVRS monthly meeting and annual Holiday Party 10 am. Election of officers for 2006.

- January 14** NWVRS monthly meeting 10 am; tailgate swap 8:30.
- February 11** NWVRS monthly meeting 10 am; tailgate swap 8:30.
- February 18** Salem Hamfair, Salem Repeater Association,
Polk County Fairgrounds, Rickreall, OR
<http://www.qsl.net/w7sra>
- February 26** Hamfest, Naval Postgraduate School ARC,
Seaside (Monterey), CA <http://www.radiofest.org>
- March 11** NWVRS monthly meeting 10 am; tailgate swap 8:30.
- March 11** 25th Annual Electronics Show & Fleamarket,
Mike and Key ARC, Puyallup, WA.
<http://www.mikeandkey.com/flea.htm>
- April 8** NWVRS monthly meeting 10 am; tailgate swap 8:30.
- April 8?** Inland Northwest Hamfest & Computer Show, Lilac City
ARC & Lilac City Chapter of 10-10 International, St.
Ann's Parish Hall, East 2120 First Avenue, Spokane, Wa.
- April 8** Yakima Amateur Radio Club W7AQ Hamfest 2006
Selah Civic Center, Selah, WA. Info, contact Lindsay
Kooser, N7RHW 141 Stark Road #7 Yakima, WA 98908
Phone: 509-965-6612 Email: n7rhw@arrl.net.
- May 6** **(Tentative date)** Stanwood Camano Amateur Radio
Club (SCARC) Hamfest, Stanwood Middle School, Stan-
wood, WA. Contact Vic, N7KRE (360-387-7705). [hup-
pert@whidbey.net](mailto:hup-
pert@whidbey.net).
- May 7** O.C.A.R.C. 2nd Annual Flea Market. Orchard City Ama-
teur Radio Club. Kelowna, BC. [http://www.ocarc.ca/
2006%20Flea%20market.htm](http://www.ocarc.ca/
2006%20Flea%20market.htm)
- May 13** NWVRS Spring Swap/Sale at Aurora VFW Hall,
Aurora, Oregon. *NEW LOCATION!*
- May 2006** The Third Annual 145.29 Chili Cookout and Swap Meet.
Albany, Oregon, 22 minutes south of Salem, close to I-5.
The cost is \$5 and \$10 for families. 12 noon to closing
near 5 PM. For information, contact Dan, WA7ABU,
wa7abu@arrl.net. <http://www.qsl.net/wa7abu/Chili.html>.

- June 2, 3 & 4** Apple City Radio Club Hamfest, Dryden Gun club. Dryden, WA. Contact Judy, ka7zna@msn.com for information. <http://www.qsl.net/w7td/>
- June 10** NWVRS monthly meeting 10 am; tailgate swap 8:30.
- June 10** Hamfest 2006. Kootenai Amateur Radio Society. Lions Club, Hiway 53, Rathdrum, ID. For more info contact Jim, N7ESU at (208)667-4915 or email n7esu@arri.net.
- June 16-18** SEA*PAC, Northwestern Division Convention, Seaside, OR Oregon Tualatin Valley ARC <http://www.seapac.org>
- July 8** NWVRS monthly meeting 10 am; tailgate swap 8:30.
- July 14-16** Glacier-Waterton International Peace Park Hamfest July 18-20, 2003, East Glacier, MT. <http://www.gwhamfest.org>
- July 29** Chehalis Valley Amateur Radio Society Hamfest. Lewis County Fair Grounds, Chehalis, WA. Contact John Ellingson, K7OSK, k7osk@boatanchor.com
- August 12** NWVRS monthly meeting 10 am; tailgate swap 8:30.
- August 12** The 10th Annual Greater Portland Insulator Swap — 9999 SE Frenchacres Dr. Portland, OR. 1:00 pm until early evening. No charge. RSVP appreciated so that we can plan the food. Contact Dan Howard (503)659-3520 e-mail: strains@msn.com.
- August 12** Hamfest and Electronics Flea Market, Radio Club of Tacoma; Bethel Junior High School 22001 38th Avenue East, Spanaway, WA
- August 20** Antique Radio Swap Meet — Puget Sound Antique Radio Association. 9 AM to 1 PM. Shoreline museum parking lot. N. 175th & Linden, Avenue, North Seattle.
- September 9** NWVRS monthly meeting 10 am; tailgate swap 8:30.
- October 14** NWVRS Fall Swap/Sale at Salvation Army Rose Center.
- November 11** NWVRS monthly meeting 10 am; tailgate swap 8:30. Nomination of officers for 2007.
- December 9** NWVRS monthly meeting and annual Holiday Party 10 am. Election of officers for 2007.

NWVRS Meeting Minutes

Liles Garcia, Secretary

President George Kirkwood called the November 12, 2005 meeting of the NorthWest Vintage Radio Society to order at 10:00 AM. There were no minutes from the last meeting because we had our swapmeet. The minutes from the September meeting were published in the October Call Letter. Ed Charman gave the Treasurer's report, and it was approved as provided by Ed. John Bucholtz reported that the library is doing very well. There were 39 members and guests at our meeting today. Ray Ybarra brought his son, Adam, to our meeting as a guest today. Welcome Adam!!

Old Business

Swap Meet--Sonny read two letters from Swap Meet attendees who felt that they were treated rudely at our Swap Meet, and were given incorrect information about our Swap Meet. Otherwise, the members present felt that our Swap Meet was a great success. Our next Swap Meet will be at the American Legion Hall in Aurora. There are some topics that we still need to discuss about moving our Swap Meet to Aurora, and we will be discussing these topics during the next few meetings.

New Business

Nominations Of Officers--Cliff Tuttle nominated the existing officers for another term. All agreed to serve another term in office if elected.

Secretary's Computer--Blake Dietz presented Secretary, Liles Garcia, with a Hewlett-Packard Omnibook Laptop Computer for taking minutes at our monthly meetings. Many thanks to Blake!!

Christmas Party--Our Christmas Party Meeting will be at our usual meeting location at the Abernethy Grange Hall in Oregon City. We discussed a voluntary gift exchange at our Christmas Party.



Announcements

Mike Parker said that he and Art Redman are working on an article about Hallock and Watson radios.

Sonny said that he could use more inputs for the "Voilà" section of the Call Letter.

It is time to pay dues for 2006; the dues are \$25.00 for a year.

Leads and Needs

Robby Robinson needs a Philco 38-116 chassis.

Gordon Philips has an AMI jukebox and a Seeburg jukebox for sale.

Blake Dietze needs a 6AD5 or a 6N5 eye tube.

Pat Kagi needs an escutcheon for a Philco 44.

Frank Olberding needs a tuning dial for an Airline 14BR.

John Bucholtz has a lead on an RCA R90 console.

Alan Shadduck needs a volume control for a Philco 370 chairside.

Program Topic

The program topic for today's meeting was "Your most ambitious summer project". Members showed and discussed the radios that they brought. The program topic for the January meeting will be "Gilfillan radios and Gilfillan-manufactured radios".

The meeting was adjourned.

About the Gift Exchange

Liles Garcia


Here is my understanding of the "Gift Exchange" at our Christmas Party that is mentioned in the meeting minutes:

The Gift Exchange is strictly voluntary. Keep the cost low; this is a fun activity. To participate, bring a wrapped radio or wrapped radio-related item to the Christmas Party. Gifts should be wrapped so that the gift will be a surprise.


Photo Display

Photos by Rick Walton


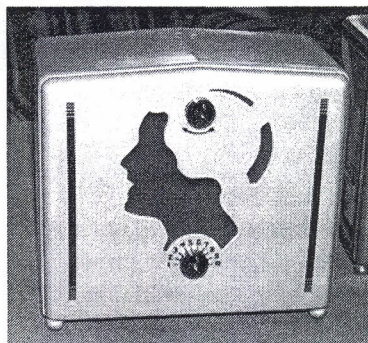
Here are the ambitious projects shown at the November meeting.




George Kirkwood - Remler



Sonny Clutter - Stewart-Warner
Century of Progress




Front - Sonny Clutter - Stewart-Warner Lady's Head - Back



Larry Tobkin - Crosley 515



Pat Kagi - Philco 70



Editor's note: This "In The Shack" article is from the February, 1996 Call Letter

"What is a Panatrope?" you ask. I am not sure what the name means. I think it's something from ancient Greece. The name is not in recent dictionary.

The Panatrope was a trade name used by the Brunswick Balke Collendar Co. during the 1920's for their revolutionary, high-end model radio-phonographs.



Around 1923 serious efforts were made by the major phonograph companies to combine the upstart radio receiver with the well-established phonograph. The immense popularity of the radio was making substantial inroads on phonograph sales.

Many radio manufacturers were already making what they called phonograph panels. The receiver was built on a flat panel that was sized to fit standard crank-up style Victrola, Brunswick, Columbia, etc. Then the phonograph companies began making models that combined the receiver of a major radio manufacturers with their phonograph.

This was not an add-on item; it was designed and sold as a complete unit. One that comes to mind is the Sonora Sono-radio of 1924. A Queen Anne style floor model, it had two lift tops: The one on the right was the crank-up Sonora phonograph; and on the left was a Ware model "T", two dial reflex neutrodyne receiver, using 3 exposed UV-199 tubes. The batteries were stored in a compartment below. Brunswick made similar models using RCA radiola receivers.

All of the above mentioned types used a portable type magnetic sound pick-up which was a big selling aftermarket item. You would set your phonograph tonearm needle on this unit and plug it into your radio output

to have a crude but effective radio-phonograph. Or was it a phonograph-radio?

All was well until the 25-26 season when Brunswick and RCA set the market on fire with their Panatrope, using the basic components from the RCA Radiola 30, a very early model light socket-powered console, and the newly developed G.E. induction phonograph motor. The Panatrope was truly the first successful all electric radio-phonograph on the market. Like other fine quality products of that era, it was also large, heavy, and very expensive: cost \$600, F.O.B. New York City.

One fine day a few years ago I happened upon one of these behemoths in an obscure junk shop. Since it was on the Oregon coast, I got a "whale" of a deal on it, a total of \$65.00 was what we settled on. It was a Brunswick Hudson model 260 Panatrope (page 31 of the *Radio Manufacturer's of the 1920's*, volume 3, by Alan Douglas).

The cabinet was battered and the legs had been sawed off to make it a low-boy model. I could lift the top and see the phonograph, with its horseshoe magnet tone arm and turntable. Removing the lower back panel I could see the huge metal AP-947 power amplifier with, wow, the biggest amplifier tubes I have ever seen: one UX-210, two LJX-281 rectifiers, and a huge metal smokestack with a monster UV-876 ballast tube inside of it; a good eight inches tall! This was getting exciting and I thought, "What a plaything this could be!"

"Where is the radio part?" I asked. She replied, "well, we think it is in the that drawer that pulls out. It's stuck shut - nobody can get it open." I knew it had to be a Radiola so I bought it, radio unseen, and struggled with it out to the van. In the moving process the ornate grill fell off, revealing a large paper cone speaker. I tugged on the radio drawer until I was weak and gave up for the day.

Later, I ended up dismantling the entire Panatrope and, after a tug-of-war using giant screwdrivers, the stubborn radio drawer gave way and out slid a genuine RCA Radiola 25 superheterodyne phonograph model, factory modified for A.C. power operation. All but one of the five UX-199 tubes checked good. The cabinet was such a mess that I decided I didn't want to keep it, and gave it to a friend to make into a liquor cabinet.

In the mean time, I had all of the component parts laid out ready to try. With fire extinguisher nearby, I plugged it in up In the Shack. The big tubes lit up and the radio worked after I hooked up a square loop antenna which had been mounted inside the Panatrope cabinet. When I switched the lever to phonograph nothing happened but the faint sound of the record coming from the tone arm. I left it like that for quite a few years.

As I acquired more and more 78 RPM records, I got very interested in popular dance bands and jazz records from the 1920's. I thought how nice

it would be to have the Panatrope working. I had since mounted the phonograph parts in a portable case with lift off lid. I decided to get into the problem until it was fixed.

And what a problem it was. After opening up the tone arm pickup head, I got a handful of brittle, dried-up, hard rubber chunks. As I looked inside, I could see the real horseshoe magnet and the electromagnetic coils under it, and the armature with the set screw for the steel needle, but what were these crumbs in my hand?

Not knowing anybody who had tackled this problem, I dug out all the old books I had access to. I finally found two books, both excellent radio repair books from the past, that covered the details of the phonograph repair (see illustrations). One is "Radio Physics Course," by Alfred Ghirardi, 1933, and the other is "Principles and Practice of Radio Servicing," by H.J. Hicks, 1943.

The source of my problem was detailed in the following paragraphs from Mr. Hicks' book. "The most frequent cause of distortion and weak volume is the rubber damping around the armature." What I had in my hand was the remains of the 1926 rubber damping material! Mr. Hicks continues, "The most difficult part of the repair of the packing is to find a sheet of rubber of the correct thickness and pliability. If possible, the proper packing should be obtained from the manufacturer. If this is impossible, (and it is!) a wide rubber band may be of the proper thickness. In some cases, a piece of automobile inner tube can be used, however, they are usually too thick. If the packing is too thin, distortion will result; if it is too thick, it will usually be impossible to re-assemble."

I tried all of this, to no avail, trying to wind a small piece of rubber band around an armature the size of a pencil lead was useless. I gave up for a while until I found another method. Then one day it found me!

I am employed as a communication electrician in a large university hospital complex. One day while "shopping" for job material in our supply store I found myself staring at a roll of 1/4 inch latex surgical tubing. "That's it!" I screamed. I asked the storekeeper if I could have about 2 inches of the stuff. He obliged, but looked at me as if I were ready for the part of the hospital that is not for normal folks. "You hold the record for the smallest amount taken," he smirked.

That night, I took my big purchase up "in the shack" and got to work. The hole in the tubing was just the right size and the pliability was excellent. After about an hour of painstaking armature gap adjustment and coil placement, I was ready to put the needle in the grooves.

I selected an appropriate vintage 1926 record for the Panatrope, "My Cutie's Due at Two to Two Today" by Ted Weems Orchestra. I hit the switch, put the heavy pick up down on the record. (Incidentally, they will

eventually destroy your discs, just from the weight alone.) And wow, vintage sounds from an authentic vintage all electric phonograph. How low-tech can you get?

The results were good, with minimum distortion and fair volume. I don't know the life expectancy of latex surgical tubing, but I know that I won't be around when it crumbles! Since we are on the subject of records and phonographs, I will cover some aspects of 78 rpm records and collecting next time "in the Shack."

Voilà

...new and recent finds by NVRS members

Compiled by Sonny Clutter

Doug Sattergren: Sparton M-8618 console. Kinda' rough cabinet wood. Philco portable model 46-350 with the roll top cover that comes down over the dial area.

Old wood case "mystery" radio. it has a sticker inside that lists a bunch of RCA patent numbers but now model number that's legible. On the bottom of wood case it was stamped with "model 47X ____ but other numbers bled into wood and can't make them out (table model). It has a round dial on right side, 3 knobs below it. Dial has short wave on top half and broadcast on bottom half. Louvered horizontal bars on left side over speaker. Rounded corners on case. Tubes 50L6,127A7,12SK7m12507 & 35Z5.

Pat Kagi: Farnsworth R15-5 Bakelite

Philco 42KR3 wood refrigerator radio. This one actually sat on top of a Philco refrigerator because it is curved underneath.

Crosley 57TL Bakelite set.

Admiral 5S22AN that had a missing dial pointer that I had to make from a piece of metal.

Liles Garcia: Hallicrafters SX-100 Communications Receiver

Rudy Zvarich: National NC-88 Communication set in like new/excellent performing original

Blake Dietze: 1925 'Kenman-5' TRF with 5 original Wizard 201A's and operating instructions.

Swap Shop

FOR SALE: Thousands of tubes, hundreds of radio parts, panels, meters, surplus, etc. R5-D3 electronic surplus, Bob Lee, 9770 S.E. Stanley Ave., Milwaukie, OR 97222, (503) 513-0410

FOR SALE: *Triplet Tube Tester, Model 1210A. \$75 OBO. Damon Vandehey 503-481-9344 (work) or 503-259-9129 (message).

WANTED: **I am looking for a Zenith model 808 chassis and speaker (5605 or 5607) to fit into my cabinet. According to my sources, Zenith used these two chassis in the 808, 809, 861, 966, 1114 and 1160 radios. Phil LeVelle

Radio Service

These members have indicated they are willing to perform radio repairs:

Roger Brown – (503) 693-6089

Blake Dietze – (360) 944-7172, wb6jhj@ix.netcom.com

Tony Ranft – (360) 944-8489 or ranft@saw.net – General repairs.

Dave Wise – (503) 293-7835, david_wise@phoenix.com

If you are willing to repair radios, give your name, phone and/or e-mail, and any comments to the *Call Letter* editor.

The Northwest Vintage Radio Society is not responsible in any disputes arising from services provided by members listed here. By common agreement of the board of directors, the buyer assumes all responsibility for the satisfaction of any transaction.

Leads and Needs

Sonny Clutter is seeking Radio or pictures of the Stewart-Warner “Companion” with the “Ace of Spades” grille. It’s the same as the “Ladies Head” version that I have except for the grille cut out.

Questions about restoration of vintage radio? Visit radiolaguy’s web site often for this information plus lots of other interesting displays, photo’s, virtual museum plus lots of other information on vintage radio and television. Oh, yes, there are items for sale as well and NVRS members get a substantial discount on most of these items. Thank You, Sonny the Radiola Guy
Visit my vintage radio web site: <http://www.radiolaguy.com>

Officer's Roles

The President

The President shall preside at all regular and special meetings of the membership and the Board of Directors. The President shall set the time and the place of Board of Directors' Meetings. The President has the power to appoint members of committees as appropriate to enhance the activities of the society.

The Vice President

The Vice President shall be responsible for planning and arranging technical and entertaining activities associated with the society's meetings. He serves as chairman of the program committee if such a committee is appointed. He acts as presiding officer at meetings if the President is unavailable.

The Secretary

The Secretary shall be responsible for recording the minutes of every business meeting and for receiving and preparing all of the society's correspondence.

The Treasurer

The Treasurer shall be accountable for all funds received and disbursed by the society and shall report all monetary transactions and treasury balance at each regular meeting of the society. The Treasurer shall prepare a list of members in good standing for distribution at the next regular meeting following the annual meeting of the society.

The Board of Directors

The Board of Directors shall consist of the current elected officers of the society plus the immediate past president of the society. The Board of Directors shall direct the care and expenditure of the funds of the society. The Board shall determine a suitable time and place for regular society business meetings.