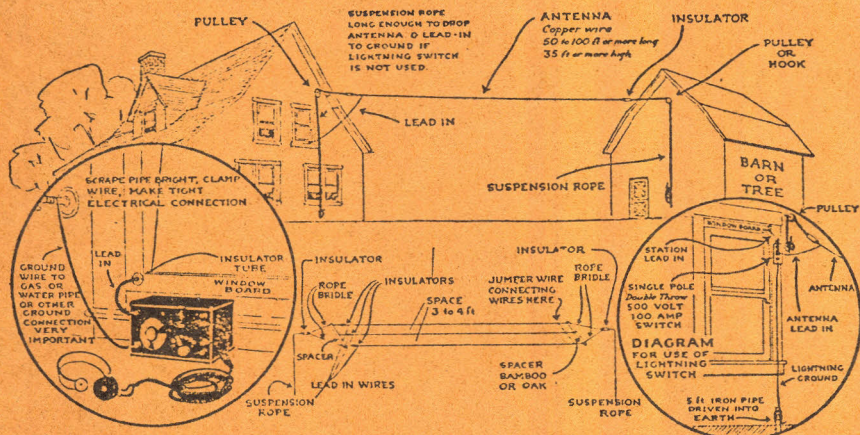


Vol. 5  
No. 2



February  
1979

# CALL LETTERS



Old antenna systems, loops, 'tenna eliminators, insulators, even some of the newer ferro-loopsticks will be featured at our post-meeting gab session. Of course any item of interest to the membership not in this category will be welcome as well.

tj

Notice to all members who have not sent in their 1979 dues: This will be the last Call Letter to be sent to the delinquent members this year. If you wish to be reinstated as members, please send in the required \$10.00 for associate grade, or \$12.50 for full membership, before the 25th of Feb. '79 to receive continuous issues of the Letter.

A few back issues of The Letter are available to anyone who will send 15¢ postage per each. Also a copy of membership list is available to those living outside of our meeting area for 25¢.

In correspondence with the editor of the Call Letter please indicate if any or all of your letter may be used in our publication. The editor reserves the right to condense or edit communications as he deems necessary to fit our limited format.

Thank you, your editor  
Tom James

The Call Letter is a monthly publication of the Northwest Vintage Radio Society, a non-profit organization, incorporated in the State of Oregon. Meetings of the Society are normally held on the second Saturday of each month, at ten A M, at the Buena Vista clubhouse, 16th and Jackson Sts., Oregon City, Oregon.

Editor-in-chief ..... Tom James  
Feature Editors include Hugh and Virginia Ranken, Glenn Gonshorowski, Joe Tompkins, Bob Hay, Mark Moore, Bob Campbell, and others.

Advertising space is available. Bob Hay Ad. Mgr.  
Correspondence regarding contents of the Letter should be addressed to :

P.O. box# 02379, Portland, Or. 97202

Phone inquiries to : 503-235-0581

# OUR PEOPLE

As a result of the low blow dealt us by the severe (for us) spell of winter, the January meeting was postponed until January 20th. I guess most everyone got the word for attendance was pretty good.

Alan Shadduck displayed a real old-timer - a loose coupler with crystal detector. Many think this could be a Murdock Military Model, perhaps dating back to the 1913-18 era.

Bill and Florence Baker brought two interesting sets, both of British origin; a 1924 A.J.S. 4 valve (tube to you) in like new condition and a small Marconi Phone with a seal on the cover indicating it was "licensed by BBC".

Bob Campbell displayed a kit model Sampson super het, a Pilot K-111, a Pilot AC Super Wasp SW and BC and a 1932 Hammarlund Comet. Our thanks to members who bring sets for display - it does much to promote interest in the hobby.

A warm welcome is extended to new members Russ Goodlive and Glen Bricker.

We have a number of associate members on the roster from whom we seldom hear. I realize many of you live at a great distance but how about taking a few minutes to write us about your interests, your collections or hobby activities in your area. Perhaps you have items to sell or you may be looking for parts if you are restoring a set. Let us know and we will put it in the Swap Shop department. You never know where that hard-to-find part could turn up.

It's not too soon to start thinking about the Spring Swap Meet, scheduled for April. Next meeting is February 10th.



# ATMOSPHERICA

By J

## Mythological Logic

There once was a goddess, named Phoebe,  
Who treasured her Syncrophase Grebe,  
But a hellion, her son,  
Took a minature gun  
And blasted each bulb with a BB!

When he spotted the look in her eye,  
He knew 'twas now leave or die;  
So fast was the flash  
Of his headlong dash,  
He radiated right into the sky!

There are those who are highly emphatic,  
About that juveniles trip, radiatic,  
And continue to say  
To this very day,  
"It's that common phenomenon, 'Static' "!

\*\* \*\*

## Scotch Tape

Donald McDonald, of Shedd,  
Made his antenna of thread.  
We laughed 'til we cried,  
But auld Donald replied,  
"I dinna hae the lightning tae dread!"

\*\* \*\*

Radio commercial: No matter how small the trouble with your set, You can count on Blank's Radio Service to do a major repair!

# POWER SUPPLY

The Buena Vista Club held election of officers at the January 1979 meeting with the following results: Kate Carothers, President; Bobbi Kibler, Vice President; Lorena Leete, Treasurer and Virginia Ranken, Secretary. Dorothy James was chosen head of the telephone committee to remind members of meetings and special events. She replaces Trannie Stelts who has held the position since 1956. So as you can see, the Radio Club Ladies Aux. is actively involved in the Buena Vista Club.

Before and after the meeting everyone was busy sorting and counting labels and adding up sales slips and invoices for our Community Club Awards turn-in. A special thanks to everyone who helped and to Lorena Leete for bringing her adding machine. We have made our first turn-in, which was a small one because we couldn't make our collections as we had planned due to the ice storm. (And how long were you without electricity?)

Next meeting of the Buena Vista Club will be Tuesday, February 20th.

LADIES, DID YOU KNOW .....

A tablespoon of vinegar added to the water when poaching eggs will help set the whites so they will not spread.

Bread crumbs added to scrambled eggs will improve flavor and make larger helpings.

Set eggs in a pan of warm water before using as this releases all white from shells.

If you want to make a pecan pie and are out of pecans, substitute crushed cornflakes. They will rise to the top the same as nuts & give a delicious flavor & crunchy surface.

## The New President's "State of the Club" Message

Slightly over four years ago, the MWVRS came into being, organized by a small group of dedicated members. Now beginning the fifth year, I would like to review some of our accomplishments, discuss some of the problems, and seek suggestions to improve the service of the club to it's members.

Our membership has grown to include about a hundred regular and associate members throughout the U.S., and Canada, and overseas as well. The club has put on a number of displays which have been well attended, and yielded leads on items of interest. An half hour program on Public TV. was well received. Our semi-annual sale and swap meets have been moderately successful, but greater interest and participation by club members and the public is needed. The Ladies Auxiliary (Power Supply), has done a great job in providing refreshments at meetings and swap meets and in organizing the annual Christmas parties. Incorporation as a non-profit organization has resolved the liability and tax problems.

I believe one of the important goals of 1979 is to achieve more active participation in the MWVRS, particularly by our associate members. This is your club as well, and we need your suggestions, criticisms, contributions to the Call Letter, etc. I will again call your attention to the Swap Shop feature, which is free to all members. Let us hear about interesting and unusual "finds", hints on restoration and repair, and topics of interest. Be sure to attend a meeting, or contact local members if in the area

Let's all work to make our Society a livlier operation in the year ahead. A special vote of thanks to those in the club who have made our modicum of success possible so far.

James Mason

# SWAP SHOP - 1

*Cont. p.16*

- WANTED: Speaker for AK Model 55 console.  
Glen Bricker Ph: 942-3717  
1030 N. 11th.  
Cottage Grove, Or. 97424
- WANTED: Hammarlund-Comet knobs & coil forms. Pilot Superwasp coil forms with pull rings.  
R. C. Campbell Ph: 648-7331
- WANTED: An interview with anyone who has knowledge of the old Long Radio Company which was based in Cornelius, Oregon in the 1920's.  
Chas. E. (Ed) Charman  
Ph: 654-7387  
work: 243-4409
- WANTED: Chassis for Super-Zenith Model VIII desk type cabinet.  
Cabinets for:  
Atwater Kent Model 93 short wave adaptor.  
Philco Model 89.  
Philco Model 71.  
Power supply for RCA Model 44.  
2 audio transformers for Crosley 5-75 battery radio.  
Schematic and/or information on Zenith Model 3R battery set.  
Jim Mason Ph: 644-2343  
90 N. W. 150th Ave.  
Beaverton, Or. 97005

*Compiled by H. Ranken*

## FEDERAL JR. CRYSTAL RECEIVER

The Federal Jr. Crystal receiver shown in figure #1 is a very simple type of receiver unit. As the name implies, it uses a crystal detector to perform the rectifying action, and it gives good results over comparatively short distances. There are no batteries to maintain, and the tuning to desired signals is very easy. The set is of rugged construction, and should last indefinitely with reasonable care.




Figure # 1

The ground connection is made to the terminal marked No. 1 on the top of the panel, Fig. #1. The antenna lead-in a is connected to either No. 2 or No. 3 as marked on the panel, depending upon the natural wavelength of the antenna and the wavelength to be received. For broadcast and other short-wave reception, connection should be made to terminal No. 2, although with some types and sizes of antennas the connection to binding post No. 3 will give stronger signals. In general, terminal No. 3 is only used for long-wave ship and commercial stations, although these stations may be received on No. 2 if the antenna is long and low. The telephone receivers b, Figs. 1 and 2, are connected to the two terminals provided for that purpose at the end of the case opposite the antenna and ground connections. When the antenna is connected to terminal No. 3, a direct connection is made to the slider c, Fig. 2, on the tuner coil d. The position of the slider is controlled by a pointer and a handle mounted on one side of the case as shown at c, Fig. 1. A similar pointer and handle mounted on the opposite side of the case moves another slider c, Fig. 2, which presses on the same tuner coil d. Slider c is connected with the crystal detector f, which then connects with the telephone receivers b and a telephone shunt condenser g. Terminal No. 2 connects with the slider c through a condenser h, which makes this connection more suitable for



short-wave work.

For the first trial in tuning the set, the antenna wire may be connected to the binding post No. 3, and the detector control lever or pointer should be set at about the middle of its scale. The crystal detector is then adjusted by bringing the fine wire point into light contact with the crystal itself. The antenna control or pointer is then moved over its range of values until signals are heard. Further adjustment is then made of the crystal detector setting, and of the detector and antenna controls. If the signals are those of a short-wave length station, the antenna connection should be changed to terminal No. 2 and the antenna and detector controls carefully re-adjusted. For fine tuning and to reduce interference from other stations, the detector control should be moved down its scale a short distance and the antenna control readjusted to bring in the desired signal. This procedure may be carried through several steps until either the interfering signal is eliminated or until the desired signal strength is seriously reduced. The set will keep in tune with the station indefinitely, but the crystal detector may need occasional resetting.

The preceding article was re-printed from the 1923 I.C.S. RADIO HANDBOOK .

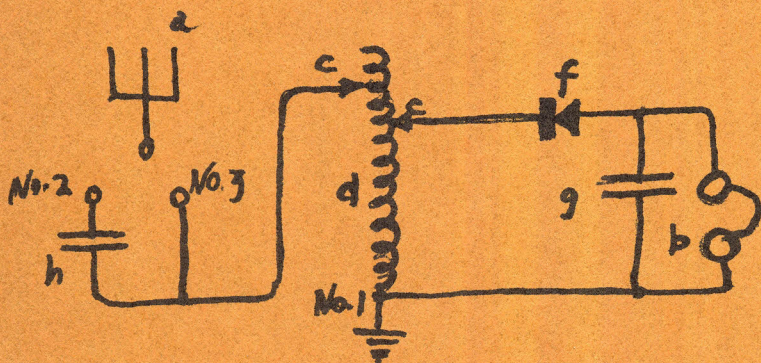



Figure # 2

Article supplied by Bob Hay



## Pot-Pourri

Supplied by Bob Campbell

The A.C. Pilot Super Wasp for October, 1929-----

The Pilot Super Wasp, A.C. model, was scientifically designed in a laboratory by David Grimes, John Galoso, and Robert Kruse, to eliminate most of the A.C. hum inherent in all of the A.C. sets of the era.

More important to radio at large than to the A.C. Super Wasp, was the new concept in vacuum tube design that was destined to make the Super Wasp the best A.C. radio available for short wave listening.

The A.C. tubes of the time had a single strand of filament inside the cathode structure. The 60 cycle A.C. current would polarize the filament element alternately positive to negative, top to bottom, thus providing the A.C. hum.

Pilot built an A.C. filament which used a strand of filament wire starting at the bottom of the cathode structure, thru to the top, thence back to the bottom of the cathode. Thus providing a neutralizing potential which virtually eliminated the A.C. hum. The first tube of this type was the Pilotron 227. Thus another important step in the development of the now increasing use of A.C. mains power in place of the nuisance of batteries.

\*\* \*\*

In 1930, the Boeing Aircraft Co. of Seattle, Washington, operated 16 radio stations in the western U.S. as far east as Chicago. They used the following frequencies in their operation: 3010 kc, 3286kc, 4188kc, 5585kc, and 5990kc.

\*\* \*\*

Remember when : Owning a super-heterodyne was a definite status symbol?

**We BUY  
and SELL**

**Windup  
PHONOGRAPHS**

**of all types**



**Early Radios** AND ANY RELATED  
ADVERTISING

Also Full Line of  
**Antiques and Collectibles**

**J. K. HILLS**

New Address -- Next to Drug Store  
**7832 S.W. CAPITOL HIGHWAY**  
(Multnomah District)

SHOP 244-2708  
HOME 289-7007

Tues. - Sat.  
11 to 5

**SILVER THE KING**



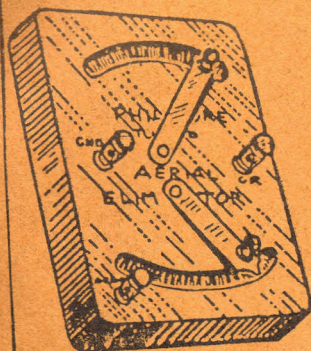
**Gosilco Super Aerial Wire**  
Gold over Silver on Copper

AMAZING DX RECEPTION. 50% IMPROVEMENT  
IN SELECTIVITY AND VOLUME—SUPERB TONE  
—NON-CORROSIVE

Decidedly Improves any set. U. S. Pat. 1738828  
No. 14, 100 ft., \$4.00; 75 ft., \$3.25; 50 ft. \$2.50

GOSILCO RADIO PRODUCTS CO., 6420 Marbrisa Ave., Huntington Park, Calif.


## Tuned Aerial Eliminator



This Eliminator does away with the out-door aerial. It gives clearer reception and overcomes danger from lightning. More selectivity is obtainable because sliders can be adjusted to a position where best reception is obtainable by matching the impedance of the pickup to that of the particular set.

List Price  
Code yakfo \$1.00 ea.

# Save Your Set From Lightning



You never know what lightning will do and any radio set which is without the protection of a lightning arrester is at the mercy of a storm.

The National Board of Fire Underwriters specify that an approved Radio Lightning Arrester must be used with all out-door aerial installations.



## Philmore Aerial Kit



- 1 coil 7-26-75 ft. stranded copper aerial wire.
- 1 Coil 25 ft. rubber covered lead-in wire
- 1 Ground Clamp
- 1 Lead-in strip
- 2 Porcelain insulators
- 2 Nail-it knobs
- 1 Instruction sheet

Code yaawn List Price 75c ea.

## Noise and Aerial Eliminator



Greatly improves reception and tone quality of any receiver. Reduces line and static noises to an absolute minimum. Compact in size and very simple to install. Operates on either A.C. or D.C. currents. Complete with bakelite knobs or fahnestock clips. Available in two models.

# SWAP SHOP - 2

- FOR SALE OR TRADE      Trade Radiola transformers for?  
Free set up charts various models of Hickok tube testers, copies only.  
R. C. Campbell      Ph: 648-7331  
2175 S.E. Pine  
Hillsboro, Or.      97123
- WANTED:      Horn speaker base, 7/8" neck.  
C. R. Kibler      Ph: 678-5066  
Rt. 2 - Box 694  
Aurora, Or.      97002
- WANTED:      Case for Freed-Eisemann table model 5 tube neutrodyne.  
Kennedy 5 tube chassis for slant front case.  
Joe Tompkins      Ph: 362-8071  
3796 Hulsey, S.E.  
Salem, Or.      97302
- WANTED:      Books and magazines related to radio 1910-1930.  
Bob Hay      Ph: 659-8566  
work: 643-5454  
ex.418
- WANTED:      Drive belts for AK model 40.  
Alan Shaddock      Ph: 649-4473  
work: 644-0161  
ex.5168
- WANTED:      Old tubes and crystal sets.  
Don Iverson      Ph: 286-1144
- Wanted:      Chassis for Jackson-Bell Model 84 (Peter Pan).  
Russ Goodlive  
1401 Franchare Pl.  
Sunnyvale, Ca.      94087