


NORTHWEST
VINTAGE RADIO
SOCIETY



VOLUME III

NUMBER 3

Editor/Writer-Bob Bilbie

Mailing-Bobbie Kibler

Contributing writers-Tom James & Mark Moore

Mailing Labels-Doug Eggert

All materials submitted for publication should be sent to Bob Bilbie, 295 S. Knott St., Canby, Ore., 97013 by the 25th of the month in order to be included in the latest issue. There is no charge to members for this service. We are a non-profit organization devoted to the development of antique radio, its restoration and preservation and history. This publication is printed each month for the enjoyment of our members throughout the land and there is no charge for radio related ads.

#####

SALEM SHOW A SUCCESS!

Although our membership participation was not on a par with some of our earlier endeavors along this line, Mrs. Haley informed us that in all the years they have held "Flea-Markets", our show has been the largest "draw" yet! This is in competition to glass shows, doll shows, antique clock shows etc., so this does say something in regards to our Love-antique radio!! We have also been informed that from now on, if we desire, it will be held every year. There were lots of real good buys for example, a cathedral, fairly nice for \$35, an Atwater Kent small horn for \$20, another horn (very ornate) for \$38, a number of crystal sets, tubes & other interesting items. Those of you who did not attend sort of missed a day of rather good collecting! Craig Hoagland, Mark Moore, Joe Tomkins and your editor provided a small but ~~decent~~ display. Special mention here is deserved by our treasurer, Jim Mason, who not only had his radios on display but stayed most of the day answering questions posed by the public. Jim is a really nice guy and is one of our most RELIABLE members. Hats off to ya' Jim!!

NEW SHOW BEING PLANNED FOR NWVRS

Yes folks, the NWVRS has done it again! This time at one of Portland's classiest shopping centers, Washington Square. We are presently completing negotiations for a display which will run from March 10th to March 15th, 1977 and will be in conjunction with the "Old Time Packard Show." Our display will be in one of the sunken gardens, and Scott Sorensen has promised 24 hour security. (Mr. Sorensen is Washington Square's promotion manager). He has also assured us that all advertising concerning the event will SPECIFY the Northwest Vintage Radio Society and there is also a remote possibility that we will be paid for our efforts this time. (the Society, that is!) Wn. Sq., as you know, has tremendous patronage and this will not hurt us exposure-wise. Set up times are not available at this printing, but we will inform you by phone any details pertinent to this show. Please help in this one as you have in past and we'll all be helping our club to grow bigger & better. If you have any questions please call me at 266-5338

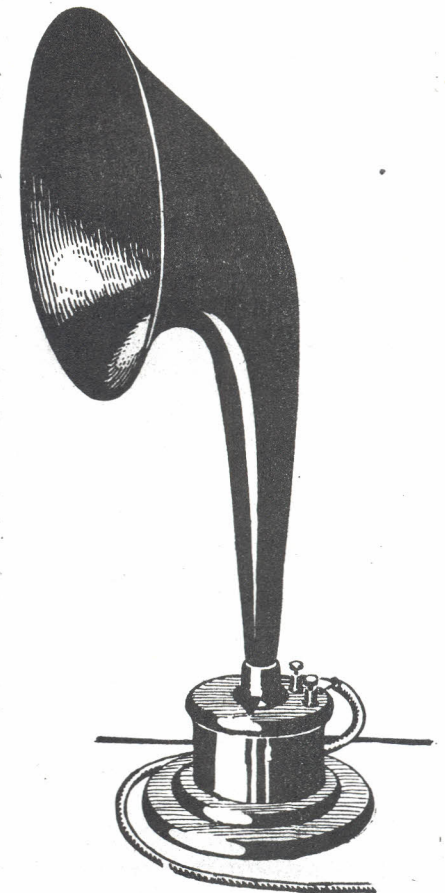
LETS MAKE 1977 A YEAR OF SENSATIONAL DEVELOPMENT FOR THE NORTHWEST VINTAGE RAD. SOC.
(over, please)

A LETTER FROM WASHINGTON

As usual, our Washington members do justice to our society by sending in material for the news letter with greater consistency than our Oregon type members and we herewith print one of interest: "Since I joined the NWVRS, I've been looking around more intently for old sets and getting excited by what I'm finding. For instance just bought an A.K. Model I45, listed on page 68 of "Flick of the Switch", plays real good for \$25.00. Last week I found an A.K. 52IN on page 64. (The thing looks more like a stove than a radio) A can of 6 or 7 tubes in mint condition to go with it, completes the package, but I'm debating whether or not it was worth \$40. (It's worth it!!, Ed.) On page 68 I have Model 3I8K, but with round dial as on Model 325E. The dial pointer is missing and I would really like to have one. (can anyone out there oblige??). Also found a Crosley Showbox Model 706 but the speaker does not have a base. The local library has radio magazines from the mid 20's & a few in the 30's. It was interesting to see all the different cabinet models. Some of them look fantastic! I want to learn about the workings but these magazine articles were just to technical. I also ran across the instruction manual for my 1930 Airline, now I know how to set up an antenna. That about raps it up."


Signed,
Glen Stamurtz,
429 Chenault,
Hoquiam, Wn., 98550

It looks as though member Glen is having exceptional luck, up there, finding these old jewels. We all wish you Happy Hunting!



A RARE ONE ?

The editor found a very unusual Zenith tomstone, Model S-829. There is no pix of it in "Flick of the Switch" and the Art Deco styling of the cabinet is really striking! From top to bottom there is a bright nickel scroll-work panel which encloses both the speaker and the dial, which is yellow, instead of the usual black. Believe it to be Circa 1934 or 5. It has 3 Bands, and is a superhet. You saw it at the Salem Show. Anyone else have one of these?



A radio-equipped automobile

HELPFUL HINT

In replacing speaker grill cloth on certain models where staples are not feasible, use Weldwood contact cement. This is recommended not only for it's consistent top quality, but because it has a brush applicator on the lid making it very easy to use. It is necessary only to coat either the radio or the speaker board, not the grill cloth itself. Put on rather heavy (not overly) and allow to set up a minute or so and you have a very secure hold for the speaker cloth. In any case the grill cloth can be removed simply by pulling up very gently. Try it---you'll like it!



"SHEILA'S REVENGE"

Member Ken Smith, generally speaking, is an astute young man capable of many feats of electronic wizardry, but he also has a darker side, like the rest of us, that makes us capable of inflicting discomfort on the ones we love. This then is the saga of misguided intentions and let the chips fall where they may!

Ken, on one of his many journeys into the realm of radio collecting, fell upon evil times when he found this little ugly, ungainly and perfectly despicable radio called a Packard-Bell Kompak. Ken reasoned that because it was transformer operated (so is an electric chair) that it should be collected. This is all well and good, but the rub comes in when he decides to give it to his wife, Sheila, as a "kitchen radio". Not wanting to hurt Ken's feelings, our heroine consents to accept this spurious gift, but immediately sets about to hide it behind a very large bag of bird seed, so her neighbors won't see its many salient features, like the SOLDERED in dial light (with a hole burned through the dial to prove it) the knobs hanging on for dear life, a bakelite cabinet not only painted white, but rendered unpainted white through the years! In stashing it behind the large bag seed, Sheila could not help but think that "birds of a feather flock together", and since the radio was for the birds, this seemed quite appropriate.

When you enter Ken's house you are amazed at the number of GOOD RADIOS he has amassed in years of collecting all bearing the title of Ken Smith's radios, in other words....."Dem babies is mine, Sheila"....get it?? This was unmitigated gall to offer Sheila the likes of that Packard-Bell Kompak and was not to be construed as an act of love or compassion!!

So behind that bag of bird seed resided this ugly little radio until the true hero of this story emerged. Once on a visit to the editor, Ken eye-balled a pretty little Zenith, that would grace a Kings Palace, and in a moment of weakness decided to atone for his past folly by getting this one for Sheila, to replace the

misguided Packard-Bell Kompak he had mistakenly given her. You knew this would come out all right because good always triumphs over evil, doesn't it? And now, you all wonder what happened to the Kompak, right? It was very simple.....our heroine gift wrapped the thing and put it in Ken's Christmas stocking (the one with the hole in it) and placed it in, not over, the fireplace. On Christmas Day, when Ken Smith found he was now the new owner of the Packard-Bell Kompak, it was mysteriously placed up in the attic along with his other questionable acquisitions to await a future decision. Hang in there, Sheila, we're all with ya!




BUILD A REAL SET
B. T. NAMELESS 5 TUBE
 ROBERTS 3-TUBE

We have all parts for these wonder circuits, or will build them for you.

DAYFAN HARKNESS
 ERLA ROLA SPEAKER CROSLY

E. J. MURPHY

304 S. SAN GABRIEL BLVD. PHONE 2360 EAST SAN GABRIEL, CAL.




Radio Craft
1938

1938

Stewart-Warner Model 91-513, table model set.

JOHN F. RIDER, Publisher
 404 Fourth Ave., New York City

VOLUME IX
 Out Nov. 19th
 1650 Pages
 New "How it Works" Section
 140-page Index




DID YOU SAY 9?

YOU NEED ALL
Rider
MANUALS

YES, I SAID 9!

OUR THANKS TO A NICE LADY

All of the gals in our Society are something special anyway, but we owe our thanks to one in particular for going to all the pains of mailing out our newsletter each month without ever asking for accolades. We owe Bobbie Kibler a sincere vote of thanks and appreciation for a "nasty" job well done. This proves once again that our club has class!



MODEL K-64



**In Touch
with the World**


ZENITH RADIO CORPORATION

HISTORICAL RADIO SERVICES

P.O. BOX 15370,
LONG BEACH, CA., 90815

operated by Brent Dingman, member of our club, has available to collectors many neat manuals and books pertaining to early day radio. Write to Brent for an up to date listing on all his offerings (SASE, please) The second issue of our newsletter dated Feb. 24th, 1975 was used in his Radio Antiquers Directory and Collectors Guide to help promote our then very young club. This went without mention until now and we thank Brent for doing this for us. He has kindly returned the copy used so we can put it in our Societies scrapbook. Yes, fellow members, this is a plug and a well deserved one too, for a man who is providing a needed service to ALL radio collectors. Thanks, Brent!


ALAN SHADDUCK, NEW MEMBERSHIP CONTROLLER
One of the problems our Society has had in the past is being alleviated at long last. In the previous years of our existence, if someone had to find out anything pertaining to membership, they had to call several people, and confusion was the result! We are having new membership brochures printed up that will have Alans' address on them so that ALL memberships will go directly to him so that he will be able to keep up to date records on all of us. After this plan goes into effect next month anyone in the club can get this information by calling Alan at 646-3641. His duties, besides the above mentioned, will be to forward checks & mail to the respective officers, Jim Mason and Mark Moore at the monthly Board meetings. He will also attend the Board meetings to keep the officers informed of our growth. Good luck, Al!!



MODEL 715—8 tube superheterodyne; Shadowgraph tuning; advanced type automatic volume control. 8 inch dynamic speaker. The cabinet has matched butt walnut front with pilasters inlaid with genuine marquetry and overlaid with maple burl. Reeded ends. Hand rubbed, hand polished finish. Size: 19 1/2" high; 16" wide; 9 1/4" deep.



MODEL 755—8 tube advanced type AC superheterodyne circuit. Shadowgraph Tuning . . . automatic volume control . . . 8 inch dynamic speaker . . . dial calibrated in kilocycles . . . tuning range 1750 to 535. Cabinet is 6 legged console of graceful design. Front panel of butt walnut with pilaster panels of butt walnut. Top arch of California maple burl. 40" high; 24 1/2" wide; 14" deep.



COMBINATION

Contains Volumes
I, II and III
with Carrying
Handles
\$25.00

2870 pages with
cumulative index.
Steel-backed stiff
cover binder with
patented Herculox
mechanism.

Also available with-
out carrying handles
for \$21.50

EDITOR FLIPS OVER "OLD CARS"

Adding a new facet to radio collecting, we have gone about quietly gathering up all those neat little Japanese models of old cars containing radios that are, heaven forbid, transistor operated! No I'm not goofy—these little dudes are really well made, limited in production and very collectible. I will buy or trade for these and would especially like find the Spad two wing airplane radio that WAS available a scant two years ago. If you have any of these for sale, get in touch!

UNSUNG RADIO PIONEER

While Guglielmo Marconi is generally recognized as the father of Radio, a group of scientists and radio pioneers has for many years insisted Dr. Mahlon Loomis, a Washington, D.C. dentist, is the actual inventor of radio. The group, led by Dr. Otis B. Young, director of Atomic and Capacitor Research at Southern Illinois University, Carbondale, asserts that Loomis made the first public demonstration of radio communication in October, 1866, eight years before Marconi was born!! Loomis is said to have transmitted wireless signals between two mountain peaks 14 miles apart near Bluemont, Va., with aerials carried aloft by kites and using atmospheric electricity as an energy source. He received the first U.S. Patent on a wireless signal system in 1872, but died in 1886 without having been able to finance the development of his invention. (Fact courtesy of "World Almanac") Ed's Note: There is certainly something here, because I have a book written by Mary Texanna Loomis, President and Lecturer on the theory of radio at Loomis Radio College, published in 1925 wherein she makes the very same statement! Patent # 129,971.

a word from Dr. Rogers.

"It was my pleasure to know Dr. Loomis in the early days when he was trying to convince a skeptical world of his new and wonderful discovery. So impressed was I that I went to see Professor Joseph Henry, then at the Smithsonian Institution, and unfolded to him Dr. Loomis' plans. TIME HAS VINDICATED THIS GREAT PIONEER IN THE ART OF WIRELESS COMMUNICATION.

Very sincerely yours,
J. Harris Rogers,
Hyattsville, Md.
July 13th, 1920"

REFINISHING CLASSES

The form you filled out recently at one of our meetings provided us with the following information:

25 members expressed a desire to attend these classes.

One chose Tues, 3 chose Wed., 3-Thurs, and 3 Fri

The rest selected Monday as the most convenient time and so Monday it is!

We realize that this may inconvenience some of you, but as we agreed, will have to go along with the majority.

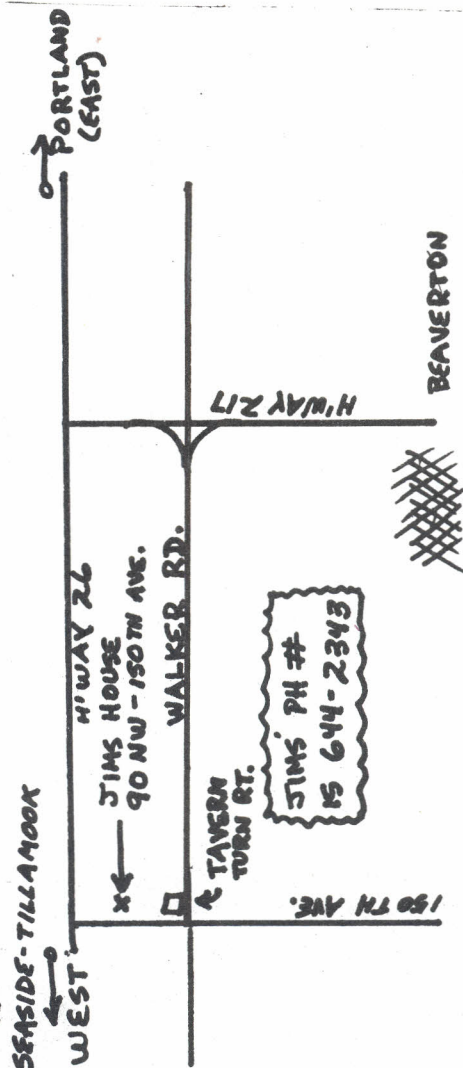
Jim Mason has kindly consented to allow us to hold these classes at his home and we plan to have 8 two hour sessions beginning:

MONDAY, MARCH 7th, 1977 at 7 PM

Opposite is a map to Jims' home for those of you who are not familiar.

Sorry-we cannot give a diploma upon completion of the course but you can hang a "good lookin'radio" in its' place!!

Please plan to attend, besides learning how to restore a radio, we'll show you how to use an air brush, repair a broken cabinet, and put on a finish that you can be proud of. Another intangible is that we'll all be working together and getting better acquainted, another plus for the Society. See you there!




RUBE GOLDBERG SPECIAL!

Barry Horn, one of our members down in Eugene, has come up with a radio-phono combo that is really different!


First, the radio itself is a nine tube, 2 band receiver (octals) and at first appears normal enough until you look at the FM scale which is calibrated from 200 to 300 MC's (the radio is dated 1948) and we don't know why, but we listened to several Eugene stations on it!! The entire dial is a beveled 1/4" plate glass measuring approx. 6" X 9" and the dial pointers seem to disappear when switching bands.

But what is truly different is the phono mechanism! It has a genuine "juke box" type arrangement in it that not only plays the 78's on one side but TURNS them over and plays the flip side as well! This can be interrupted at any time to play the opposite side and is quite interesting to watch. Would not attempt to give a description of it's operation here for there is not room enough to do so, but if you get down to Eugene, stop at Barry's' and see for yourself! Barry is curious to know if any of you out there has info on this most unusual old radio and if so get in touch with him through your membership list. It is a Capehart, Model II8P4.



Clarion Model No. 470

6-tube A.C. Superheterodyne Gothic Midget with automatic volume control, self-contained antenna, heavy duty speaker for increased volume and better tone, 540-3000 K.C. receives police, amateur and aviation bands, Vernier dial, dial light, 2A6 triple purpose tube, tone control and Clarion's matched tubes. List price \$34.50 with full discounts.




Clarion Model No. 471

6-tube A.C. Superheterodyne Moderne Midget with automatic volume control, self-contained antenna, heavy duty speaker for increased volume and better tone, 540-3000 K.C. receives police, amateur and aviation bands, Vernier dial, dial light, 2A6 triple purpose tube, tone control and Clarion's matched tubes. List price \$39.50 with full discounts.

REQUEST FROM CALIFORNIA MEMBER
 Russ Goodlive wrote requesting schematic and info on Superior Instrument Co., Model 777 Multitester and Tube checker. He is particularly interested in getting it to work. He is also looking for a Peter Pan radio. He also needs tube testing data on above tester. Write to Russ at 1401 Franchere Dr., Sunnyvale, Calif., 94087. Mr. Goodlive mentions that he enjoys the "CALL LETTER" very much and wishes the NWVRS a good year!

Editorial comment;

Folks, if you think I am beating the drum for our NWVRS you are absolutely correct! In the past years we have been in existence, we have watched our organization grow from a mere idea into a truly unique club of really nice members—all of you, who have, or should have the same goals as our club. We are the only club of its type that has a Ladies Auxiliary, willing and able to provide their services for the betterment of the NWVRS. Apparently we are not afraid to try new ideas, and this makes for good growth of any organization. Starting with this "Call Letter" there will be a page devoted to OUR ladies who have so ably demonstrated their willingness to further our development. We hope the "old timers" can accept this gracefully and without fear that our club will be split into two factions, for behind every great effort is a great woman! Viva, the gals of the NWVRS!



"ATMOSPHERICS"

By TOM JAMES



Negative Feedback

Theres a fellow I know, in the club,
Who fancies himself as a "FIXER";
A "do it yourselfer", of some note,
Who's quaffed some magic elixer.

He tackles wild problems of finish,
On wood that's lost it's tone.
He glues a piece of brown paper
On a crack in a delicate cone.

He solders a by-pass condenser
Across a filter that's sour!
He can explain the "short cuts",
Which often plaque me by the hour.

Some of his cabinets show sand marks,
Several speakers sound scratchy & bum.
His chassis often smell a bit heated,
and an orchestra is lost in the hum!

I've tried in vain to enlighten
This bumbling "restorer-of-sorts",
Of the folly of faulty work habits----
But he glares at me archly, and snorts!

So I guess I've wasted my time,
My patience is ragged and worn;
Just now I caught myself using
A wad of gum in a crack in this horn!

Rare Old Wine

When twenty one I planned to buy
A radio; like the one in the fancy ad.
I took one home for a week to try,
And prove-out if good or bad.

'FULL-RANGE tone brings every note
the orchestra can muster!",
(And if it expects to get my vote,
She'd better have it ,Buster!)

There was sound of bell or chimes,
It missed low bass altogether;

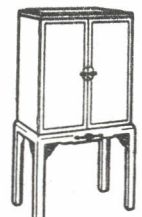
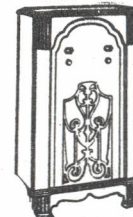

Drum beats sounded oftentimes,
Like the thumping of a feather!

And so on thru it's listed merits,
I checked every one for fact,
And for every time it gouted "carats",
There were five or six it lacked.

(ANSWER ON RADIOS, NEXT MONTH!)
The three at the top of the page
require Model Nos.!


The first member to properly identify the radios on this page will be sent a copy of RadioCraft, 1933, upon receipt of his or hers post card!!

GOthic Model 194




Bark worse than bite
I showed my old radios to Boggs,
(He'd been famous as a sawyer of logs),
And serious was he,
As he said to me,
"Where do you find these old dogs?"


CENTURY SIX Model 463



MASTER SIX Model 461



STUDIO Model 59



Sour Gripes
A pox on the likes of Miss Gould,
With her "Norden-Hauck" "Ten" quite old,
She's saving it you see,
For grand nephew, Rick Lee,
Who has talent for radio, I'm told!

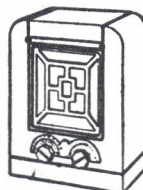
(Rare Old Wine, Continued)

I took it back, you can believe!
(The dealer was quite irate)
I prefer the ads that don't deceive,
And the folks who tell it straight.

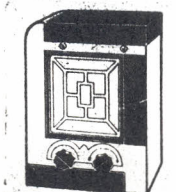
One day, last week, in old Spokane,
I bought that self same set,
From the estate-sale of a local man,
'Twas a real terrific bet!

I guess the message here,
(And theres no mistake in typin')
Is that it took some forty years,
For that sour set to ripen!

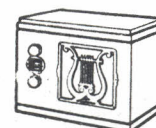
DUO-CHIEF Model 44



DUO-MODERN Model 49



DUETTE Model 55



TWIN-SIX AUTO Model 66



FOR SALE

By Joe Tomkins-A dandy looking Zenith with all the SW Bands.

Philco console -looks great!

I would be glad to help anyone who has a battery set that doesn't work.

Does anyone have a large base for an A.K. horn?(the larger horn)

Will pay cash for Kolster 6D cabinet

Phone 362-8071

(He also has any tube you may need)

FOR SALE

By Bob Bilbie-Crosley 5I , Ecophone 3 tube battery set, Model A, no cabinet (or will pay cash for cabinet for same) Radiola 60, mint condition with ornate O'Neil cone speaker, mint condition Connecticut Telephone & Telegraph Co. maritime spark coil used aboard ship in 1907. Over 10,000 tubes-prices variable, WD-II's, I99's and OI-A's. New Zenith Trans-Oceanic octals, new in boxes for \$3 each. Call 266-5338



Below are a couple of nostalgic old pictures of how things were back in the "good old days" of 1934. Pictured are Tom Hogan, Chicago, Illinois, owner of Southtown Radio & Electric. It is hard to imagine while looking at these pictures that our great country was in the midst of a depressing economic situation, known as "The Great Depression", do you remember??

TOM HOGAN, WHOSE SLOGAN IS: "IF YOU CAN'T FIX IT, THROW IT AWAY," AND A VIEW OF HIS ESTABLISHMENT IN CHICAGO.



Reprinted from Service Magazine October, 1934.....



TOM HOGAN BEHIND THE COUNTER IN THE "PARTS DEPARTMENT," ALL SET TO TEST ANYTHING IN SIGHT.

NWVRS Ladies Auxiliary News
By Bobbie Kibler

The Womens Auxiliary Club met at 2:00 P.M. at Kathy Hay's house. Present were Tom & Dorothy James, Virginia Ranken, Bobbie Kibler and Sandy Bilbie. Officers were selected as follows: Sandy Bilbie, Pres., Bobbie Kibler, Secretary, Dorothy James as Treasurer.

It was decided that upon approval of the Buena Vista Art & Needlecraft Club, the ladies of the Auxiliary Club would join the Buena Vista Club, thereby taking only one day out a month to attend both clubs at a centrally located place. (for the men who may not understand this move--it will help SECURE our club house., ED.)


The main topic of discussion was the upcoming display of radios at the Washington Square Shopping Center, March 10 to 15th. Mrs. Hay and Mrs. Ranken were to make all the Portland calls to see how many people will display radios, and also see how many other ladies would like to join our Auxiliary Club. Each of us decided when she would be able to stand guard at the Mall. The decisions were as follows:

- Kathy Hay-Thur., Fri., Mon., Tues.
- Virginia Ranken-any day
- Dorothy James-Thurs., Fri., Mon., Tues.
- Bobbie Kibler-Mon. or Tues.
- Sandy Bilbie-10th & 15th of March

Aunt Sammys' Radio Recipes (dated 1927) was passed among us and each selected her favorite recipe to be printed each month in the "CALL LETTER".

Refreshments were served, cookies, tea & coffee by Mrs. Hay

Our March 15th meeting will be held out at Washington Square Mrs. Hay and Mrs. James will serve refreshments for the March meeting of the NWVRS. Side Note: We all had a nice time at the meeting and enjoyed visiting with the Hay's Chow Chow and their three kittens. We also enjoyed seeing their very nice collection of radios.



Reprinted from
RADIO NEWS of
May, 1923

RADIO TRUTONE
TRADE MARK
NON METALIC
THE NEW LOUD SPEAKER

More news on next page!

**ARTISTIC QUALITY — LOW PRICE
WHAT COULD BE SWEETER**



True Tone Value—Clear As a Bell

TYPE A
For Head Phones

\$800

TYPE B
For Any Single Receiver

Either Type—Postpaid—Dealers Write

SADLER MFG. CO. 86 4th STREET SAN FRANCISCO, CAL.

Here is this months recipe the gals selected from Aunt Sammy's Radio Recipes which is dated 1927! Only the ingredients are new and the editor might even trade a radio or two just to try this one!

Butterscotch Cream Pie

- 1 pint hot milk
- 1/2 cup cold milk
- 1/2 cup flour
- 3/4 cup brown sugar

- 1 1/2 tablespoons butter
- 2 eggs
- 1/4 teaspoon salt
- 1/2 teaspoon vanilla

Blend the flour and salt with the cold milk, add to the hot milk and cook in the double boiler for 15 minutes. Meantime cook the brown sugar and butter til waxy, and add to the mixture in the double boiler. Gradually stir in the egg yolks, cook for a few minutes, remove from the fire and add the vanilla. Line a pie tin with pastry and bake til golden brown. Pour the mixture into the baked shell and when slightly set cover with a meringue made by adding 2 tablespoons of sugar to the egg whites, add a little salt and vanilla. Bake in a slow oven for 20 minutes, or until the meringue is a light brown. (This butterscotch cream filling is also good served as a pudding with cream, or it may be used as a filling for cream puffs or tarts.)

This recipe was selected by Mrs. Hay at their last meeting and there will be a new one each month. This sounds delicious and the editor would be willing to trade a radio or two just to try it!

It is gratifying to see the energy and devotion our lady members have in trying to further the growth of the NWVRS. I believe that some of our male members could take a lesson from this!.Ed.

ANSWER TO LAST MONTHS PUZZLE
By Bob Campbell

KEY TO STATION CALLS
Horizontal:

Location of Stations	Wave Length
1. Tacoma, Wash.	250
2. Los Angeles, Calif.	468.5
3. Yankton, S. D.	244
5. Harrison, Ohio	422.3
6. Oakland, Calif.	240
8. Los Angeles, Calif.	336.9
9. Dallas, Tex.	475.9
11. Chicago, Ill.	447.5
12. Everett, Wash.	224
13. New York, N. Y.	405.2
14. Portland, Ore.	491.5
15. Toledo, Ohio	252
16. Baltimore, Md.	246
17. Yellow Springs, Ohio	263
18. Cedar Rapids, Iowa	278
19. Fall River, Mass.	266
20. Lawrenceburg, Tenn.	282.8
21. Harrisburg, Pa.	275
23. Minneapolis, Minn.	416.4
25. Chicago, Ill.	226
26. El Paso, Texas	267.7
27. Des Moines, Iowa	526
28. Dallas, Texas	246
29. Stevens Point, Wis.	278
30. Denver, Colo.	322.4
31. New York, N. Y.	360
32. Spokane, Wash.	273
34. New York, N. Y.	211
35. Chicago, Ill.	447.5
36. Indianapolis, Ind.	268
37. St. Louis, Mo.	248
38. Springfield, Mass.	331.1

1	K	M	O		2	K	F	I		3	W	4	N	A	X						
	G			5	W	L	W		6	K	T	A	B		7	K					
	Y			8	K	N	X		9	W	F	A	A		10	W	D				
		11	W	Q	J			12	K	F	B	L			13	W	J	Y			
	14	K	G	W			15	W	T	A	L			16	W	B	A	L			
		S	N			17	W	R	A	V			18	K	W	C	R				
		O			19	W	T	A	B			20	W	O	A	N		21	W		
			22	W	B	A	K			23	W	C	C	O			24	W	O		
		25	W	B	B	M			26	W	D	A	H			27	W	H	O		
		28	W	R	R			29	W	L	B	L			30	K	O	A			
			G	C			31	W	Q	O	O			32	K	H	Q		33	W	
			L			34	W	H	A	P			35	W	Q	J				J	
				36	W	F	B	M				37	K	W	W			38	W	B	Z

KEY TO STATION CALLS
Vertical:

Location of Stations	Wave Length
1. Lacey, Wash.	246
2. Oakland, Calif.	508.2
3. Toledo, Ohio	252
4. Arlington, Va.	434.5
5. Newark, N. J.	252
6. Everett, Wash.	224
7. Salt Lake City, Utah	246
8. San Jose, Calif.	231
9. Lincoln, Nebraska	275
10. Providence, R. I.	305.9
11. Chicago, Ill.	302.8
12. Oakland, Calif.	240
13. Chicago, Ill.	266
14. Clarinda, Iowa	242
15. Escanaba, Mich.	256.3
16. Houghton, Mich.	263
17. Cleveland, Ohio	389.4
18. Omaha, Neb.	258
19. Rossville, N. Y.	273
20. Northfield, Minn.	336.9
21. Philadelphia, Pa.	508.2
22. Birmingham, Ala.	248
23. Winter Park, Fla.	240
24. Madison, Wis.	535.4
25. Richmond Hill, N. Y.	212.6
26. Louisville, Ky.	275
27. Kansas City, Mo.	278
29. Miami, Fla.	263
30. Los Angeles, Calif.	405.2
31. Kansas City, Mo.	365.6
32. San Jose, Calif.	231
33. New York, N. Y.	451.1

We hope everyone had fun in doing this neat old cross word puzzle. Write and let us know how many were able to get it correct. Bob Campbell spent a lot of time drawing out the puzzle so it could be reprinted and he deserves a hand for that effort! There will be a new puzzle next month from the "Smith Bros." Watch for it!!




WESTON
Radio Instruments

A.K.BREADBOARDS TOO HIGH??

Recently down in California a little radio exactly like the one pictured here was purchased at auction for a mere \$1,000.00! Theoretically this would make it 2 to 3 times better than a "breadboard" but perhaps scarcity and the famous "mouse" have something to do with it, but anyway we can sit back and dream about the day we can own one found at an estate sale for \$10!! (The editor has this radio in a different version of design, kind of ornate carved wood panels but lacking, of course, the "famous mouse")

Emerson MICKEY MOUSE Radio



From:
Radio Retail.
I933

© WALT
DISNEY
Sole
Licensee:
Emerson
Radio &
Phonograph
Corp.

Size—6 1/2" x 6 1/2" x 4 1/2"

ASSOCIATE MEMBERSHIPS GOING UP!


As you see by this issue our little newsletter is becoming larger with each issue. In taking note of this fact and due to rising printing costs, next years associate memberships will go to \$7.50 per year instead of the present \$4. All 1977 associate memberships will remain at \$4, but from 1978 calendar year, sorry fellas, we have to raise it to \$7.50. We regret doing this but due to inflation, have taken the necessary steps to save our publication.

Next months meeting will be held on March 12th, 1977 at IOA.M. at the Buena Vista Club, 16th & Jackson, Oregon City, Oregon. Tom James will be presiding since the Ed. has to be in Eureka, Cal. the following day. Please plan to attend for we have many interesting things to discuss. See you there!
#####

We sincerely hope you all participate in the Show at Washington Square. It will prove to be one of our better shows and will give the public a chance to see what the furor over oldtime radio is all about! Please help the Society to grow by participating in these endeavors. Thank you.

From:
Radio Retailing
I933
New 1933 L. TATRO
32 VOLT RADIO

Last Reminder
The first refinishing class will be held at Jim Mason's house at 7 P.M. on March 7th. Somewhere in this issue you will find more info & map. Please be there, you'll like it!



- ALL ELECTRIC
NO BATTERIES
- NEW MODELS
LOWER PRICES
- BEST TONE OF
ALL RADIOS

L. TATRO PRODUCTS CORPORATION
Dept. RR DECORAH, IOWA

SEE YAWL NEXT MONTH AT YOUR LOCAL MAILBOX.....73's