



RJC-8-1955

AUDIO CONDENSED CATALOG

TYPE SERIES

P, O, X, XK, XL, XLR, UA,
LKT, SK, D, U, & 45-E

RADIO, LOW LEVEL SOUND, AND
MINIATURE AND SUB-MINIATURE
CONNECTORS

CANNON[®]



PLUGS

List Prices

Plugs, Receptacles,
and Accessories

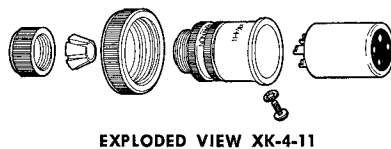
adapted to various uses
with microphones, radios,
tape recorders, amplifiers,
TV cameras, recorders,
connectors, power, motors,
instruments, etc.

Distributed through
appointed Audio
and Audio Industrial
Distributors

Note: All illustrations are not shown in same scale reduction.

**TYPE XK
CONNECTOR
SERIES**

CANNON "TYPE XK" PLUGS AND RECEPTACLES—A quality line of Connectors, same inserts and similar in design to the "Type X" Series, but equipped with the fast-acting, sturdy Acme threaded coupling ring and therefore, ideal for use on equipment which is subjected to considerable vibration and tension on cables, such as on sound trucks and other portable units. XK-1 500v; XK-3 200v; XK-4, 133v service.

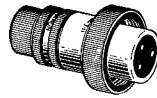


**TYPE XL
CONNECTOR
SERIES**

The Cannon Electric Type "XL" Connector combines various features found in other Cannon types into a small fitting comparable only in size to the Type "X" for low level sound transmission circuits. Among the leading features are the following: (1) convenient latchlock device to hold connector tight; (2) lightweight; (3) polarizing means; (4) compression gland with relief spring or integral clamp, if desired; (5) streamlined design; (6) tapped metal for insert retaining screw; (7) provision for special grounding contact and grounding to shell. Contacts are 15-amp. for No. 14 B&S stranded wire in 3 contact insert; 10-amp. in 4 contact insert. Various finishes are available, bright nickel being standard. Steel shell types are available with satin chrome finish. Flashover Voltage 1400-1600v.

(XL Series continued on next page)

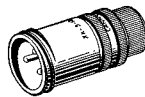
★ XLR SHOWN ON FOLLOWING PAGES



TYPE "XK-11" STRAIGHT CORD PLUG (With Socket Insert)

Shell is of die-cast zinc, bright nickel plated finish. Equipped with quick-acting coupling ring. Solder pot connections are easily accessible. Takes $\frac{3}{16}$ " to $\frac{3}{8}$ " cable. Built for long, dependable service. Mates with -12, -14.

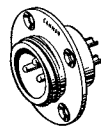
Contacts	Capacity	Wt. Lbs.	Cat. No.	List Pr.
1	15-amp.	0.081	XK-1-11	\$5.50
3	15-amp.	0.083	XK-3-11	5.50
4	{3-10-amp.} {1-15-amp.}	0.085	XK-4-11	7.80



TYPE "XK-12" STRAIGHT CORD PLUG (With Pin Insert)

For use in conjunction with straight cord plug (socket insert) or wall receptacle (socket insert) with coupling nut. Shell is made of die-cast zinc, bright nickel plated finish. Takes $\frac{3}{16}$ " to $\frac{3}{8}$ " cable.

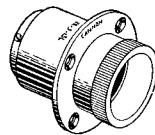
Contacts	Capacity	Wt. Lbs.	Cat. No.	List Pr.
1	15-amp.	0.081	XK-1-12	\$3.15
3	15-amp.	0.083	XK-3-12	3.15
4	{3-10-amp.} {1-15-amp.}	0.085	XK-4-12	4.75



TYPE "XK-14" WALL RECEPTACLE (With Pin Insert)

Body fits in a $\frac{3}{4}$ " hole and extends $\frac{1}{8}$ " behind a $\frac{1}{16}$ " flange. Flange is $1\frac{1}{2}$ " in diameter, drilled for four No. 4-40 mounting screws on a $\frac{5}{8}$ " radius, 90° apart. Shell is made of bright nickel plated brass. Solder pots extend $\frac{1}{4}$ " beyond body. Has external Acme thread on shell and mates with straight cord plug XK-11.

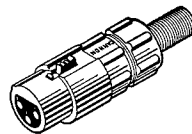
Contacts	Capacity	Wt. Lbs.	Cat. No.	List Pr.
1	15-amp.	0.045	XK-1-14	\$3.15
3	15-amp.	0.047	XK-3-14	3.15
4	{3-10-amp.} {1-15-amp.}	0.049	XK-4-14	4.75



TYPE "XK-13L" WALL RECEPTACLE (With Socket Insert)

Body fits in $1\frac{1}{8}$ " hole and extends $1\frac{3}{8}$ " behind flange. Flange is $1\frac{1}{2}$ " in diameter and drilled for four No. 4-40 flat-head mounting screws on a $\frac{5}{8}$ " radius, 90° apart. Shell is made of brass, nickel finish. Solder pots on contacts extend $\frac{1}{8}$ " beyond body. Mates with corresponding straight cord plug (pin insert) XK-12.

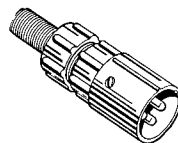
Contacts	Capacity	Wt. Lbs.	Cat. No.	List Pr.
1	15-amp.	0.144	XK-1-13L	\$5.90
3	15-amp.	0.146	XK-3-13L	6.05
4	{3-10-amp.} {1-15-amp.}	0.148	XK-4-13L	7.60



TYPE "XL-11" STRAIGHT CORD PLUG (Socket Insert)

Type XL-11 is equipped with latchlock device and has a raised polarizing boss. No. 1 contact engages before Nos. 2 and 3, and may be used for grounding purposes, if desired. $\frac{3}{16}$ " cable accommodation. Overall dimensions: length $2\frac{3}{8}$ "; with relief spring, $2\frac{3}{8}$ " approx. Bright nickel finish.


Contacts	Capacity	Wt. Lbs.	Cat. No.	List Pr.
3	15-amp.	.099	XL-3-11	\$1.55
4	10-amp.	.099	XL-4-11	2.15



TYPE "XL-12" STRAIGHT CORD PLUG (Pin Insert)

Type XL-12 plug has alignment rib in addition to polarizing groove. Cable accommodation is $\frac{3}{16}$ ". Insert is removable for soldering or inspection. Overall dimensions: length, $1\frac{7}{8}$ "; with cable relief spring, $2\frac{5}{8}$ "; max. diameter $\frac{3}{4}$ ". Insert dia. $\frac{5}{8}$ ".

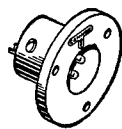
Contacts	Capacity	Wt. Lbs.	Cat. No.	List Pr.
3	15-amp.	.079	XL-3-12	\$1.50
4	10-amp.	.079	XL-4-12	2.00



TYPE "XL-13" RECEPTACLE (Socket Insert)

A wall mounting receptacle similar to XL-14 except that it has socket insert assembly and latch locking device. Overall dimensions: flange diameter, $1\frac{1}{16}$ "; flange thickness $\frac{3}{32}$ "; rear of flange to solder pot extension $1\frac{1}{8}$ "; barrel dia., $\frac{1}{8}$ "; three 0.136" dia. mounting holes.

Contacts	Capacity	Wt. Lbs.	Cat. No.	List Pr.
3	15-amp.	.132	XL-3-13	\$1.55
4	10-amp.	.132	XL-4-13	2.15



TYPE "XL-14" RECEPTACLE (Pin Insert)

This wall mounting receptacle has three mounting holes having 0.136" diameter. Overall dimensions: flange diameter, $1\frac{7}{8}$ "; flange thickness, $\frac{3}{32}$ "; length behind flange to solder pot extension, $1\frac{1}{8}$ "; barrel diameter, $\frac{3}{4}$ ". Bright nickel plated zinc shell.

Contacts	Capacity	Wt. Lbs.	Cat. No.	List Pr.
3	15-amp.	.059	XL-3-14	\$1.20
4	10-amp.	.059	XL-4-14	1.70

PRICES SUBJECT TO CHANGE WITHOUT NOTICE



TYPE "XL-13N" RECEPTACLE (Socket Insert)
Similar to XL-14N except has socket insert assembly, with latchlock device, and polarizing boss on insert barrel. No. 1 contact engages before Nos. 2 and 3 and may be used for grounding circuit if desired. Overall dimensions: flange and barrel and nut are identical to XL-14N, length from face of flange including solder pot extension, 1 1/4". Bright nickel finish.

Contacts	Capacity	Wt. Lbs.	Cat. No.	List Pr.
3	15-amp.	.211	XL-3-13N	\$1.55
4	10-amp.	.211	XL-4-13N	2.15



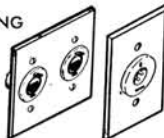
TYPE "XL-14N" RECEPTACLE (Pin Insert)
Designed to be mounted in a panel and has lock nut, accommodating up to 1/8" panel. Two fittings may be mounted on a single gang plate. Overall dimensions: flange diameter, 1 1/8"; barrel diameter, 1"; width flange to barrel, 3/8", with 1/8" max. solder pot extension; flange thickness, 3/32".

Contacts	Capacity	Wt. Lbs.	Cat. No.	List Pr.
3	15-amp.	0.205	XL-3-14N	\$1.45
4	10-amp.	0.205	XL-4-14N	1.95



	List Pr.	List Pr.	List Pr.
XL-3-50	\$1.75	XL-3-50T	\$1.90
XL-4-50N	2.40	XL-4-50T	2.60
		XL-3-50N	\$2.15
		XL-4-50	3.15

2 GANG



SINGLE GANG WALL RECEPTACLES Type XL-3-35 (Socket Insert)—Face plate similar to type used in P-35. Takes an XL-3-13N receptacle. Wt. 0.75.

Cat. No.	List Price
XL-3-35	\$4.40
XL-4-35	4.85

SINGLE RECEPTACLES Type XL-3-36 (Pin Insert)—Takes an XL-3-14N Receptacle. Bright nickel finish. Takes XL-14N receptacle. Wt. 0.715 lb.

Cat. No.	List Price
XL-3-36	\$4.45
XL-4-36	4.95



TYPE XL-42 RECEPTACLE (Pin Insert)
The XL-42 receptacle is similar to the X-42 shown under "X" fittings, except that it has the XL type insert. For angle 90° mounting purposes.

Contacts	Capacity	Wt. Lbs.	Cat. No.	List Pr.
3	15-amp.	0.063	XL-3-42	\$1.50
4	10-amp.	0.063	XL-4-42	1.65



STEEL SHELL PLUGS INTEGRAL CLAMP TYPES—TYPE XL-3-115C
The steel shell type is built for rugged service and has cable entry of 1/4" min., 3/8" max., 1/2" shorter overall shell than zinc type. Otherwise same construction, mating with regular XL receptacle. Finish to standard.

Contacts	Capacity	Wt. Lbs.	Cat. No.	List Pr.
3	15-amp.	0.133	XL-3-115C	\$3.40
4	10-amp.	0.133	XL-4-115C	4.00



TYPE XL-3-125C PLUG (Pin Insert)
Steel shell corresponds to XL-3-12 except that shell is steel with integral clamp. For 1/8" max. entry. Shell is 3/2" shorter in overall length than corresponding zinc shell.

Contacts	Capacity	Wt. Lbs.	Cat. No.	List Pr.
3	15-amp.	0.125	XL-3-125C	\$3.35
4	10-amp.	0.125	XL-4-125C	3.85



TYPE P-CG-115 CORD PLUG COMBINATION STEEL & ZINC (With Socket Insert)—This new type plug with steel shell and integral zinc clamp has an overall length of 3-3/16". 11/64" shorter than the old type. The new rubber bushing allows a 9/32" D. cable entry, and on P4, P5, P6 and P8 1/2" D. max. cable entry. Satin chrome finish.

Poles	Capacity	Wt. Lbs.	Cat. No.	List Pr.
2	30-amp.	0.202	P2-CG-115	\$6.15
3	30-amp.	0.202	P3-CG-115	6.30
4	30-amp.	0.198	P4-CG-115	6.65
5	30-amp.	0.203	P5-CG-115	7.00
6	30-amp.	0.208	P6-CG-115	7.20
8	15-amp.	0.208	P8-CG-115	7.70



TYPE P-CG-125 CORD PLUG COMBINATION STEEL & ZINC (With Pin Insert)—Similar construction and materials to the -115, except for pin insert. New rubber bushing on P4 to P8 fittings is contained within the shell and lines the solder pot cavity. Same cable entry sizes as -115. Satin chrome finish.

Contacts	Capacity	Wt. Lbs.	Cat. No.	List Pr.
2	30-amp.	0.165	P2-CG-125	\$5.00
3	30-amp.	0.168	P3-CG-125	5.15
4	30-amp.	0.164	P4-CG-125	5.30
5	30-amp.	0.168	P5-CG-125	5.40
6	30-amp.	0.172	P6-CG-125	5.65
8	15-amp.	0.168	P8-CG-125	6.00

PRICES SUBJECT TO CHANGE WITHOUT NOTICE

(XL Series continued)

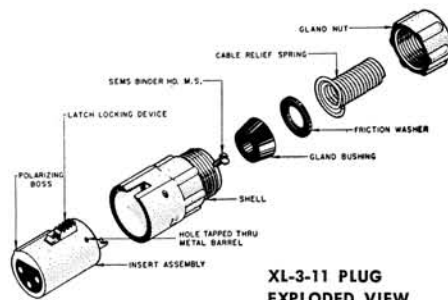
XL DUST CAPS



TYPE XL-13N-RC FOR SOCKET ASSEMBLIES
List Pr. 2.55




TYPE XL-14N-PC FOR PIN ASSEMBLIES
List Pr. 2.15



XL-3-11 PLUG EXPLODED VIEW

TWO GANG WALL RECEPTACLES List Pr.
(See opposite column)

XL-3-35-2G (2 socket inserts)	\$9.35
XL-4-35-2G (2 socket inserts)	10.55
XL-3-36-2G (2 pin inserts)	9.30
XL-4-36-2G (2 pin inserts)	10.25



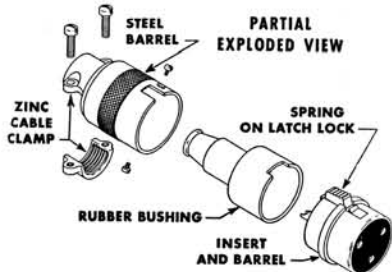
FOR ORIGINAL MICROPHONE LINE

(P Series continued on next page)




**TYPE P
CONNECTOR
SERIES**

CANNON "TYPE P" FITTINGS. Universally used in sound and allied applications. "Type P" Fittings include a size and type for every requirement, with a high standard of quality. All 90° Plugs have split-shell construction for quick, easy access for wiring or inspection. Splash-proof but not weather-proof. Plug and receptacle dust caps are available. Laboratory tests show an average voltage-drop of not more than 10 millivolts, with current flowing at the rated capacity. Insulating material is black phenolic which has a 0.7% absorption in 24 hours of immersion in water and a dielectric strength of 550 volts per mil at 60 cycles. Two to 6 contact inserts accommodate No. 10 B&S stranded wire; 8 contact insert No. 14 wire. Shell designs of the P-CG-11S and P-CG-12S, cord plugs have such improvements as shorter length, new rubber bushing, improved latch and spring, integral clamp. Shell of plug material is steel, integral clamp zinc.



NEW TYPES WILL MATE WITH
SAME CORRESPONDING FITTINGS
AS OLD DESIGN

APPLICATION



"P" series connectors used on 16 mm. sound recorder, Mfg. by Reeves Sound Studios Inc.

(P Series continued on next page)



TYPE "P-23" STRAIGHT CORD PLUG (with Socket Insert), HEAVY DUTY—Shell is die-cast zinc for severe service, but employs features such as the latch type locking device which is standard on "Type P." It has integral clamp for 3/4" cable. Also made for 1/2" and 5/8" cable if specified. Satin chrome finish.

Contacts	Capacity	Wt. Lbs.	Cat. No.	List Pr.
2	30-amp.	0.166	P2-23	\$8.90
3	30-amp.	0.170	P3-23	9.20
4	30-amp.	0.174	P4-23	9.65
5	30-amp.	0.178	P5-23	10.10
6	30-amp.	0.182	P6-23	10.40
8	15-amp.	0.178	P8-23	11.05



TYPE "P-24" STRAIGHT CORD PLUG (with Pin Insert), HEAVY DUTY—Corresponds with "Type P-23" plug (socket insert). Built for hard service. The skirt is steel, body is die-cast zinc. Has integral clamp, for 3/4", 5/8" or 1" cable, if specified. Satin chrome finish.

Contacts	Capacity	Wt. Lbs.	Cat. No.	List Pr.
2	30-amp.	0.170	P2-24	\$9.00
3	30-amp.	0.173	P3-24	9.20
4	30-amp.	0.176	P4-24	9.35
5	30-amp.	0.179	P5-24	9.55
6	30-amp.	0.182	P6-24	9.95
8	15-amp.	0.179	P8-24	10.40



TYPE "P-CG-15" 90° CORD PLUG (with Socket Insert) Has split shell and all other "Type P" features found in Type P-15, 90° plug except cable connection, which is an integral clamp for cable 17/32" or smaller. Satin chrome plated zinc shell. New, heavier clamp.

Contacts	Capacity	Wt. Lbs.	Cat. No.	List Pr.
2	30-amp.	0.220	P2-CG-15	\$6.90
3	30-amp.	0.224	P3-CG-15	7.15
4	30-amp.	0.228	P4-CG-15	7.50
5	30-amp.	0.232	P5-CG-15	7.80
6	30-amp.	0.236	P6-CG-15	8.00
8	15-amp.	0.232	P8-CG-15	8.50



TYPE "P-CG-16" 90° CORD PLUG (with Pin Insert) Corresponds to Type P-CG-15 90° plug (Socket insert), having integral clamp for 17/32" or smaller cable. Barrel is of steel and shell of cast aluminum alloy, satin chrome finish. Removable cap for easy access to contacts for wiring or inspection. New heavier clamp.

Contacts	Capacity	Wt. Lbs.	Cat. No.	List Pr.
2	30-amp.	0.195	P2-CG-16	\$6.45
3	30-amp.	0.198	P3-CG-16	6.55
4	30-amp.	0.201	P4-CG-16	6.65
5	30-amp.	0.204	P5-CG-16	6.80
6	30-amp.	0.207	P6-CG-16	7.10
8	15-amp.	0.204	P8-CG-16	7.40



TYPE "P-17" PANEL RECEPTACLE (with Socket Insert) Surface Mounting—P-17 has latch locking device and all other "Type P" features. Made of die-cast zinc. Satin chrome finish. Flange is 2" in diameter, drilled and countersunk at four points 90° apart on 1/8" radius for four No. 4-40 machine screws. Body extends 1" in front of 1/8" mounting flange.

Contacts	Capacity	Wt. Lbs.	Cat. No.	List Pr.
2	30-amp.	0.125	P2-17	\$7.70
3	30-amp.	0.129	P3-17	8.00
4	30-amp.	0.133	P4-17	8.40
5	30-amp.	0.137	P5-17	8.90
6	30-amp.	0.141	P6-17	9.20
8	15-amp.	0.137	P8-17	9.85



TYPE "P-18" PANEL RECEPTACLE (with Pin Insert) Surface Mounting—Corresponds to "Type P-17," Panel Receptacle. Shell is made of zinc, with satin chrome finish. Flange is 2" in diameter, drilled and countersunk at four points on 1/8" radius for four No. 4-40 machine screws.

Contacts	Capacity	Wt. Lbs.	Cat. No.	List Pr.
2	30-amp.	0.156	P2-18	\$4.15
3	30-amp.	0.159	P3-18	4.35
4	30-amp.	0.162	P4-18	4.50
5	30-amp.	0.165	P5-18	4.70
6	30-amp.	0.168	P6-18	5.05
8	15-amp.	0.165	P8-18	5.55



TYPE "P-13" PANEL RECEPTACLE (with Socket Insert) Flush Mounting—Has latch locking device which operates from front of panel. Made of die-cast zinc with satin chrome finish. Flange is 2" in diameter, drilled and countersunk at four points on 1/8" radius for four No. 4-40 machine screws.

Contacts	Capacity	Wt. Lbs.	Cat. No.	List Pr.
2	30-amp.	0.202	P2-13	\$5.15
3	30-amp.	0.206	P3-13	5.35
4	30-amp.	0.210	P4-13	5.65
5	30-amp.	0.214	P5-13	6.00
6	30-amp.	0.218	P6-13	6.20
8	15-amp.	0.214	P8-13	6.65

PRICES SUBJECT TO CHANGE WITHOUT NOTICE




TYPE "P-14" RECEPTACLE (Pin Insert), FLUSH MOUNTING
Flange is 2" in diameter, drilled with four 0.120" diameter holes to take four No. 4-40 mounting screws, arranged 90° apart on a radius of 1 1/8". Shell is die-cast zinc, satin chrome finish.

Contacts	Capacity	Wt. Lbs.	Cat. No.	List Pr.
2	30-amp.	0.104	P2-14	\$2.70
3	30-amp.	0.107	P3-14	2.80
4	30-amp.	0.110	P4-14	3.00
5	30-amp.	0.113	P5-14	3.10
6	30-amp.	0.116	P6-14	3.35
8	15-amp.	0.113	P8-14	3.70



TYPE "P-35" SINGLE GANG WALL RECEPTACLE (with Socket Insert)—Furnished with brackets for standard switch box. Shell is die-cast zinc, satin chrome finish. Plate is 4 1/2" high and 2 3/4" wide. Latch Locking Device operates from front of panel.

Contacts	Capacity	Wt. Lbs.	Cat. No.	List Pr.
2	30-amp.	0.341	P2-35	\$8.95
3	30-amp.	0.345	P3-35	9.15
4	30-amp.	0.349	P4-35	9.45
5	30-amp.	0.353	P5-35	9.80
6	30-amp.	0.357	P6-35	10.00
8	15-amp.	0.353	P8-35	10.45



TYPE "P-35-2G" TWO-GANG WALL RECEPTACLE (With Socket Inserts)—Furnished with brackets for standard switch box. Plate is 4 1/2" high and 4 1/8" wide. Both receptacles have latch locking device, operated from front of panel. Shell is die-cast zinc, satin chrome finish.

Contacts	Capacity	Wt. Lbs.	Cat. No.	List Pr.
2	30-amp.	0.448	P2-35-2G	\$18.00
3	30-amp.	0.456	P3-35-2G	18.55
4	30-amp.	0.464	P4-35-2G	19.50
5	30-amp.	0.472	P5-35-2G	20.40
6	30-amp.	0.480	P6-35-2G	20.95
8	15-amp.	0.472	P8-35-2G	22.25



TYPE "P-36" SINGLE GANG WALL RECEPTACLE (With Pin Insert)—Plate is 4 1/2" high and 2 3/4" wide. Furnished with brackets for standard switch box. Shell is die-cast zinc, satin chrome finish.

Contacts	Capacity	Wt. Lbs.	Cat. No.	List Pr.
2	30-amp.	0.277	P2-36	\$6.95
3	30-amp.	0.280	P3-36	7.10
4	30-amp.	0.283	P4-36	7.20
5	30-amp.	0.286	P5-36	7.40
6	30-amp.	0.289	P6-36	7.60
8	15-amp.	0.286	P8-36	7.90



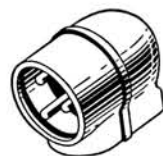
TYPE "P-36-2G" TWO-GANG WALL RECEPTACLE (With Pin Insert)—Plate is 4 1/2" high and 4 1/8" wide. Drilled to take four No. 6-32 mounting screws. Furnished with brackets for standard switch box. Shell is die-cast zinc, satin chrome finish.

Contacts	Capacity	Wt. Lbs.	Cat. No.	List Pr.
2	30-amp.	0.554	P2-36-2G	\$14.25
3	30-amp.	0.563	P3-36-2G	14.65
4	30-amp.	0.572	P4-36-2G	14.95
5	30-amp.	0.579	P5-36-2G	15.35
6	30-amp.	0.588	P6-36-2G	16.10
8	15-amp.	0.579	P8-36-2G	17.05



TYPE "P-41" 90° MICROPHONE OR PANEL RECEPTACLE (With Socket Insert)—Can be mounted in equipment or instrument panel. Equipped with latch locking device. Cap is removable for easy wiring. Shell is die-cast zinc, finished in black wrinkle enamel.


Contacts	Capacity	Wt. Lbs.	Cat. No.	List Pr.
2	30-amp.	0.249	P2-41	\$11.55
3	30-amp.	0.253	P3-41	11.80
4	30-amp.	0.257	P4-41	12.25
5	30-amp.	0.261	P5-41	12.75
6	30-amp.	0.265	P6-41	13.05
8	15-amp.	0.261	P8-41	13.70



TYPE "P-42" 90° MICROPHONE OR PANEL RECEPTACLE (With Pin Insert)—For mounting on equipment or instrument panel. Cap is removable for easy wiring. Shell is made of die-cast zinc with black wrinkle enamel finish.

Contacts	Capacity	Wt. Lbs.	Cat. No.	List Pr.
2	30-amp.	0.176	P2-42	\$8.40
3	30-amp.	0.179	P3-42	8.65
4	30-amp.	0.182	P4-42	8.80
5	30-amp.	0.185	P5-42	9.00
6	30-amp.	0.188	P6-42	9.35
8	15-amp.	0.185	P8-42	9.85

PRICES SUBJECT TO CHANGE WITHOUT NOTICE



SEE AUDIO BULLETIN FOR COMPLETE DETAILS

ACCESSORY ITEMS

DUST CAPS

Fits all "Type P" fittings with pin inserts. Made of brass, cadmium plated, with nickel silver bead chain.



Lbs.	Cat. No.	List
0.081	PPC	\$2.80
0.082	PCI*	3.30

*Type PCI is insulated inside for application where contacts are "hot".

TYPE PRC DUST CAP

Fits all "Type P" fittings with socket inserts. Made of brass, cadmium plated with nickel silver bead chain.



Lbs.	Cat. No.	List
0.095	PRC	\$2.37

MINIMUM FLASHOVER VOLTAGES ON P INSERTS

P2—1600v, P3—1600v
P4—1900v, P5—1600v
P6—1600v, P8—1300v

APPLICATION




TYPE "XL" AND "P" CONNECTORS SHOWN ON 16 MM. SOUND MOTION PICTURE PROJECTOR MFG. BY DeVRY CORPORATION.



**TYPE O
CONNECTOR
SERIES**

CANNON "TYPE O" PLUGS AND RECEPTACLES. This series consists of a line of 3-contact oval-shaped plugs and receptacles, equipped with Latch Locking Device. Contacts are silver-plated, full-floating, non-twisting, with a 30 a. current rating. Solder terminals are tinned for ease of wiring. 30 a. contacts accommodate No. 10 stranded wire. 2400 v. flashover.



**TYPE X
CONNECTOR
SERIES**

CANNON "TYPE X" PLUGS AND RECEPTACLES. The "Type X" Series of small connectors offers inexpensive fittings of reliable quality for sound service, radio, public address systems and geophysical research. In addition to compactness, many exclusive Cannon features are embodied in this series, such as full floating contacts in all socket inserts. Solder pot cable connections are easily accessible. Cable glands are removable. Contacts are so positive that no latching device is needed for ordinary uses. Operating voltages X-1, 500v, X-3, 200v, X-4, 133v.



TYPE "03-42" MICROPHONE OR PANEL RECEPTACLE (with Pin Insert)—Has flat base, with two lugs for mounting with #4-40 machine screws. Made of die-cast zinc, and chromium plated.

Contacts	Capacity	Wt. Lbs.	Cat. No.	List Pr.
3	30-amp.	0.271	03-42	\$8.65



TYPE "03-41" 90° MICROPHONE OR PANEL RECEPTACLE (Socket Insert)—Flat base is flanged and is attached to microphone or panel by means of two #4-40 machine screws. Made of die-cast zinc, cadmium plated.

Contacts	Capacity	Wt. Lbs.	Cat. No.	List Pr.
3	30-amp.	0.274	03-41	\$8.65



TYPE "03-11" STRAIGHT CORD PLUG (with Socket Insert) Has integral clamp for 9/32" or smaller cable. Made of die-cast zinc, chromium plated.

Contacts	Capacity	Wt. Lbs.	Cat. No.	List Pr.
3	30-amp.	0.113	03-11	\$6.10



TYPE "03-12" STRAIGHT CORD PLUG (with Pin Insert) Mates with No. 03-11, 03-13 and 03-41. Has integral cable clamp for 9/32" or smaller cable. Made of die-cast zinc, chromium plated.

Contacts	Capacity	Wt. Lbs.	Cat. No.	List Pr.
3	30-amp.	0.104	03-12	\$6.10



TYPE "03-13" FLUSH WALL RECEPTACLE (with Socket Insert) Flange is 2" in diameter, drilled with four holes to take No. 4-40 mounting screws, 90° apart on a radius of 13/16". Made of die-cast zinc, chromium plated. Latch locking device is operated from panel front.

Contacts	Capacity	Wt. Lbs.	Cat. No.	List Pr.
3	30-amp.	0.148	03-13	\$7.15



TYPE "03-14" FLUSH WALL RECEPTACLE (with Pin Insert) The flange is 2" in diameter, drilled with four holes to take No. 4-40 oval-head machine screws, 90° apart, on a radius of 13/16". Made of die-cast zinc, chromium plated.

Contacts	Capacity	Wt. Lbs.	Cat. No.	List Pr.
3	30-amp.	0.107	03-14	\$7.15



TYPE "X-11" CORD PLUG (with Socket Insert) Sturdily built for dependable service. Light in weight. Shell is die-cast zinc, nickel finish. Will take 13/16" to 9/32" cable. Mates with: X-14 wall receptacle, X-12 straight cord plug, X-42 microphone receptacle and X-44L receptacle.

Contacts	Capacity	Wt. Lbs.	Cat. No.	List Pr.
1	15-amp.	0.081	X-1-11	\$2.30
3	15-amp.	0.083	X-3-11	2.30
4	{3-10-amp.} {1-15-amp.}	0.085	X-4-11	4.25



TYPE "X-12" CORD PLUG (with Pin Insert) Mates with: X-11 straight cord plug (socket insert) or X-13 wall receptacle (socket insert). Shell is die-cast zinc, nickel finish. Will take 3/16" to 9/32" cable.

Contacts	Capacity	Wt. Lbs.	Cat. No.	List Pr.
1	15-amp.	0.061	X-1-12	\$2.05
3	15-amp.	0.063	X-3-12	1.65
4	{3-10-amp.} {1-15-amp.}	0.065	X-4-12	3.00



TYPE "X-13" WALL RECEPTACLE (with Socket Insert) Body fits in 7/8" hole and extends 1-1/8" behind flange. Flange is 1-3/8" in diameter and drilled for three No. 4-40 screws 120° apart. Shell is die-cast zinc, nickel finish. Mates with X-12.

Contacts	Capacity	Wt. Lbs.	Cat. No.	List Pr.
1	15-amp.	0.081	X-1-13	\$2.30
3	15-amp.	0.083	X-3-13	2.30
4	{3-10-amp.} {1-15-amp.}	0.085	X-4-13	4.25

PRICES SUBJECT TO CHANGE WITHOUT NOTICE

TYPE "X-14" WALL RECEPTACLE (With Pin Insert)



Body fits in 3/4" hole and extends 23/32" behind the flange, which is 1-3/8" in diameter and drilled for three No. 4-40 machine screws, 120° apart. Shell is zinc, nickel plated finish. Mates with X-11. Solder pots extend 1/4" beyond rear skirt.

Contacts	Capacity	Wt. Lbs.	Cat. No.	List Pr.
1	15-amp.	0.040	X-1-14	\$1.65
3	15-amp.	0.042	X-3-14	1.65
4	{ 3-10-amp. } { 1-15-amp. }	0.044	X-4-14	3.00

TYPE "X-42" MICROPHONE RECEPTACLE (With Pin Insert)



Has all the features of "Type X" straight cord plugs and wall receptacles but it is mounted on a flat base. Shell is die-cast zinc, nickel finish. Mates with X-11. Mounting holes are 0.144" in diameter and 1" apart.

Contacts	Capacity	Wt. Lbs.	Cat. No.	List Pr.
3	15-amp.	0.063	X-3-42	\$1.65

TYPE UA-3-11 PLUG (Socket Insert)



The UA-11 plug is approximately 3-1/2" long (including rubber bushing); 1-3/16" wide and 1-1/32" thick. Steel shell and barrel. Mates with UA-12, UA-32, and UA-42.

Contacts	Capacity	Wt. Lbs.	Cat. No.	List Pr.
3	15-amp.	0.15	UA-3-11	\$5.35

TYPE UA-3-12 PLUG (Pin Insert)



The UA-12 plug is approximately 3-1/4" long, including rubber relief collar. Steel shell. Mates with UA-3-11, UA-3-13, and UA-3-31.

Contacts	Capacity	Wt. Lbs.	Cat. No.	List Pr.
3	15-amp.	0.11	UA-3-12	\$4.40

TYPE UA-3-13 RECEPTACLE (Socket Insert)



The UA-13 receptacle has a round flange compared to the rectangular flange of the UA-31. Three mounting holes are provided, 0.120" diameter countersunk for No. 4 machine screws. Mates with UA-3-12.

Contacts	Capacity	Wt. Lbs.	Cat. No.	List Pr.
3	15-amp.	0.14	UA-3-13	\$4.10

TYPE UA-3-14 RECEPTACLE (Pin Insert)



The UA-14 receptacle, like the UA-13, has a round flange. Barrel extends 25/32" behind flange with 15/64" solder pot extension. A 1" hole is required to mount. Mates with UA-3-11.

Contacts	Capacity	Wt. Lbs.	Cat. No.	List Pr.
3	15-amp.	0.08	UA-3-14	\$2.50

TYPE UA-3-31 RECEPTACLE (Socket Insert)



The UA-31 receptacle has a rectangular flange construction, extends 1-3/32" behind flange plus 3/16" max. solder pot extension, and requires a 1" clearance hole. Mates with UA-3-12.

Contacts	Capacity	Wt. Lbs.	Cat. No.	List Pr.
3	15-amp.	0.13	UA-3-31	\$4.10

TYPE UA-3-32 RECEPTACLE (Pin Insert)



The UA-3-32 Receptacle is similar to UA-31. Barrel extends 25/32" plus 15/64" max. solder pot extension behind flange, and requires a 1" clearance hole. Mates with XL-3-11.

Contacts	Capacity	Wt. Lbs.	Cat. No.	List Pr.
3	15-amp.	0.07	UA-3-32	\$2.50

PRICES SUBJECT TO CHANGE WITHOUT NOTICE

(Continued from previous page)

APPLICATION

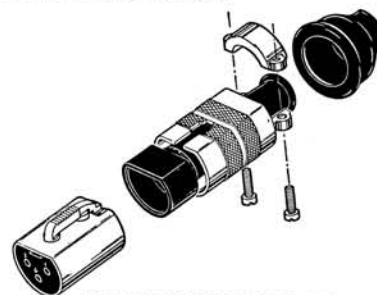


X connectors used on 60-cycle servo amplifier for laboratory and general use, manufactured by Servo Corp. of America.



The UA Series of audio connectors, designed in co-operation with the RETMA Committee, has all the features of Type P, O, and XL plus the following: (1) gold-plated contacts for long life and "no noise" (2) double protection rubber relief collar and rubber bushings (3) flat-top polarization for finger-touch action (4) stronger and better latch lock (5) steel plug shells and insert barrel (6) spring-action insert removal—no screws.

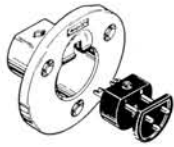
Insulators are high dielectric, molded general-purpose phenolic, 15 a. contacts with 2400 v minimum flashover; for No. 14 stranded wire. Max. cable entry is 1/2". Shown in Audio Bulletin.



SEMI-EXPLODED VIEW UA-3-11

showing rubber cushion that fits over pin contacts to avoid shocks, provide protection from moisture, improve insulation factors.

(UA Series continued next page)



UA-3-14
EXPLODED VIEW



TYPE XLR
CONNECTOR
SERIES

TYPE K
CONNECTOR
SERIES

For telephone recording connectors made by large suppliers of telephone equipment.

45-E
TEST POINT JACK

NOTE: MI-4 CONNECTORS
NOW IN ICC BULLETIN



TYPE UA-3-42 RECEPTACLE (Pin Insert)

The UA-42 is a special mounting receptacle adaptable to microphones and other applications where it is advisable to mount receptacle parallel to the equipment, etc. Similar to XL-42 and X-42 types.

Contacts	Capacity	Wt. Lbs.	Cat. No.	List Pr.
3	15-amp.	0.08	UA-3-42	\$4.95



XLR-11C PLUG (Socket Insert)

Type XLR-11C is equipped with latchlock device and polarizing boss. Insulators are resilient polychloroprene. Shells are diecast zinc, with bright nickel finish. Integral cable clamp and bushings. Cable accommodation is 7/32". Overall dimensions: Length: (with bushing) 2-15/16"; Max. Diameter: 0.750. Mates with XLR-12C, XLR-32 and other corresponding XL types.

Contacts	Capacity	Wt. Lbs.	Cat. No.	List Pr.
3	10-amp.	0.107	XLR-3-11C	\$2.15
4	15-amp.	0.107	XLR-4-11C	2.45



XLR-12C PLUG (Pin Insert)

Type XLR-12C has polarizing groove. Insert is removable for wiring, soldering, and inspection. Insulation material is phenolic. Shells are diecast zinc, with bright nickel finish. Integral clamp and bushings. Cable accommodation is 7/32". Overall dimensions: Length: (with bushing) 2-21/32"; Max. Diameter: 0.750. Mates with XLR-11C, XLR-31 and other corresponding XL types.

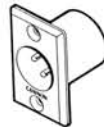
Contacts	Capacity	Wt. Lbs.	Cat. No.	List Pr.
3	10-amp.	0.088	XLR-3-12C	\$1.60
4	15-amp.	0.088	XLR-4-12C	1.80



XLR-31 RECEPTACLE (Socket Insert)

Type XLR-31 New narrow flange and Push-Lever Release. Insulation is resilient polychloroprene. Overall dimensions: Flange: 1-7/16" X 1-1/16"; Flange Thickness: 3/32"; Length Skirt: 31/32". Shell is zinc, with bright nickel finish. Mates with XLR-32, XLR-12C and other corresponding XL types.

Contacts	Capacity	Wt. Lbs.	Cat. No.	List Pr.
3	10-amp.	0.154	XLR-3-31	\$2.10
4	15-amp.	0.154	XLR-4-31	2.40



XLR-32 RECEPTACLE (Pin Insert)

Type XLR-32 New narrow flange. Insulation is phenolic. Insert is removable for inspection and soldering. Shell is diecast zinc with bright nickel finish. Overall dimensions: Flange: 1-1/16" X 7/8"; Flange Thickness: 3/32"; Skirt: 3/4". Mates with XLR-31, XLR-11C and other corresponding XL types.

Contacts	Capacity	Wt. Lbs.	Cat. No.	List Pr.
3	10-amp.	0.065	XLR-3-32	\$1.30
4	15-amp.	0.065	XLR-4-32	1.50



TYPE SK -M7-21C-1/2 PLUG (With Socket Insert)

1/2" clamp entry, mates with receptacle shown below.

Contacts	Capacity	Wt. Lbs.	Cat. No.	List Pr.
7	{ 3-10-amp. } { 4-30-amp. }	0.66	SK-M7-21C-1/2	\$4.25



Type SK -M7-32S RECEPTACLE (With Pin Insert)

Mounting receptacle for BP-M7-21C-1/2" plug shown above. Center line to center line mounting holes 1.038". Clearance hole, 1-5/16".

Contacts	Capacity	Wt. Lbs.	Cat. No.	List Pr.
7	{ 3-10-amp. } { 4-30-amp. }	0.04	SK-M7-32S	\$2.40



TEST POINT JACKS

High quality phone tip jack to accommodate standard RETMA 0.081" dia. phone tip for laboratory use. Rugged construction, nylon insulation for maximum life under hard usage. In 7 colors. See Bulletin TJ-2 for details.

Contacts	Capacitance	Wt. Lbs.	Cat. No.	List Pr.
1	5-7ufd	0.006	45E	\$0.60

PRICES SUBJECT TO CHANGE WITHOUT NOTICE



TYPE LKT-R24C-21-7/8 PLUG (With Socket Insert)
Special long end bell and coupling means include gland nut, friction washer, bushing, gland washer and packing ring to support cable.

Contacts	Cat. No.	Wt. Lbs.	List Pr.
24	LKT-R24C-21-7/8	1.01	\$19.75



TYPE LKT-R24C-22-7/8 PLUG (With Pin Insert)
Same basic construction as LKT-R24C-21-7/8, except for: pin insert, exterior thread, rubber bumper ring.

Contacts	Cat. No.	Wt. Lbs.	List Pr.
24	LKT-R24C-22-7/8	0.860	\$19.90



TYPE LKT-R24C-23-7/8 ANGLE 90° PLUG (With Socket Insert)
Similar to above fittings except for shell style which is a special 90° type shell. 7/8" cable entry.

Contacts	Cat. No.	Wt. Lbs.	List Pr.
24	LKT-R24C-23-7/8	1.04	\$31.03



TYPE LKT-R24C-24-7/8 ANGLE 90° PLUG (With Pin Insert)
Similar to above except for pin insert, exterior thread and rubber bumper ring.

Contacts	Cat. No.	Wt. Lbs.	List Pr.
24	LKT-R24C-24-7/8	0.772	\$31.70



TYPE LK-R24C-31S RECEPTACLE (With Socket Insert)
Wall- or box-mounting receptacle with four 0.169 dia. mounting holes 2.077" center to center, 2-9/16" square flange.

Contacts	Cat. No.	Wt. Lbs.	List Pr.
24	LK-R24C-31S	0.372	\$10.61



TYPE LK-R24C-32S RECEPTACLE (With Pin Insert)
Similar to above receptacle except for exterior thread.

Contacts	Cat. No.	Wt. Lbs.	List Pr.
24	LK-R24C-32S	0.183	\$8.00



TYPE U-11 PLUGS (Socket Insert)
Silcan (silicone) resilient insulation. Mates with corresponding UC-50-002, UC-50N-302, UC-12-002.

Contacts	Cat. No.	Wt. Lbs.	List Pr.
3	UC-3-11	0.001	\$2.67
6	UD-6-11	0.019	3.57
12	UE-12-11	0.026	5.05



TYPE U-50-002 RECEPTACLES (Pin Insert)
For solder applications; hermetically sealed. Mates with corresponding UC-11 Plug.

Contacts	Cat. No.	Wt. Lbs.	List Pr.
3	UC-3-50-002	0.007	\$1.57
6	UD-6-50-002	0.012	1.97
12	UE-12-50-002	0.015	2.67



TYPE U-50N-302 RECEPTACLES (Pin Insert)
Locknut for mechanical application including a lockwasher. Mates with corresponding U-11.

Contacts	Cat. No.	Wt. Lbs.	List Pr.
3	UC-3-50N-302	0.008	\$2.55
6	UD-6-50N-302	0.014	3.02
12	UE-12-50N-302	0.030	3.89


PRICES SUBJECT TO CHANGE WITHOUT NOTICE



The LK & LKT (TV) connectors are used on television cameras and related equipment, and are a part of the Cannon "K" series. The assemblies with the "LK" prefix are standard "K," those prefixes with "LKT" have special shells or cable entry construction.

The R24C insert has the following arrangement of 24 contacts: 3 No. 16 coaxials, 21 No. 14 contacts. Shells are aluminum alloy cadmium plated; insulators are melamine, contacts are silver-plated brass.

LKT DUST CAPS



For pin insert assemblies. Chain 6 3/4" long, Eyelet 1 1/2" dia.

Cat. No.	Wt. Lbs.	List Price
LKT-60A-2	0.113	\$3.80

For socket insert assemblies.

Cat. No.	Wt. Lbs.	List Price
LKT-59A-2	0.147	\$3.03



HERMETICALLY SEALED RECEPTACLES

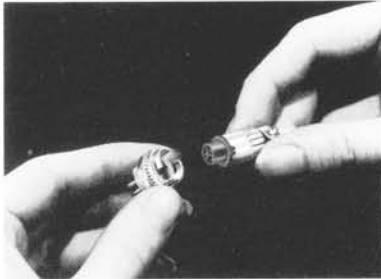
The sub-miniature "U" series is hermetically sealed on the receptacle side with vitreous insulation. The plug side has resilient insulation. Steel shells, cadmium plate, bleached iridite finish. Contacts 1, 3, 6, and 12; 5 a. Flashover: 1700 v dc, 1000 v ac rms. Solder pot terminals standard, eyelet optional. For the U-002 types, contact factory.

(U Series continued next page)




TYPE D
subminiature
CONNECTOR
SERIES

Type "D" sub-miniatures are small, compact, lightweight connectors in 4 sizes, having 15, 25, 37, or 50 gold-plated contacts with 5 a current rating; flashover; 1700 v dc, 1200 v ac rms. Wire size No. 20; Cadmium plated steel shell. Rack type can be used to connect and make a movable plug with addition of junction shell. Insulation is high dielectric Nylon FM 10001, keystone polarization. Average contact resistance 4.56 (8 max.) milliohms per ampere. See "D" Bulletin for complete data.



UC-3-11 Plug with UC-3-50 Receptacle



DA-15P with mating DA-15S



TYPE DA-15P CONNECTOR (Pin Insert)
(approx. actual size)

Contacts	Cat. No.	Wt. Lbs.	List Pr.
15	DA-15P	0.013	\$2.57



TYPE DA-15S CONNECTOR (Socket Insert)

Contacts	Cat. No.	Wt. Lbs.	List Pr.
15	DA-15S	0.014	\$3.10



TYPE DB-25P CONNECTOR (Pin Insert)

Contacts	Cat. No.	Wt. Lbs.	List Pr.
25	DB-25P	0.023	\$3.67



TYPE DP-25S CONNECTOR (Socket Insert)

Contacts	Cat. No.	Wt. Lbs.	List Pr.
25	DP-25S	0.031	\$4.57



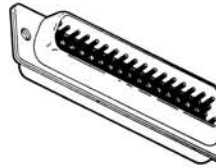
TYPE DC-37P CONNECTOR (Pin Insert)

Contacts	Cat. No.	Wt. Lbs.	List Pr.
37	DC-37P	0.035	\$5.20



TYPE DC-37S CONNECTOR (Socket Insert)

Contacts	Cat. No.	Wt. Lbs.	List Pr.
37	DC-37S	0.035	\$6.53

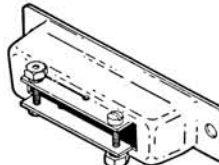


TYPE DD-50P CONNECTOR (Pin Insert)

Contacts	Cat. No.	Wt. Lbs.	List Pr.
50	DD-50P	0.035	\$6.77

TYPE DD-50S CONNECTOR (Socket Insert)

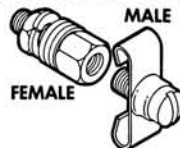
Contacts	Cat. No.	Wt. Lbs.	List Pr.
50	DD-50S	0.040	\$8.60



"D" JUNCTION SHELLS Fit Pin or Socket Assemblies.

Cat. No.	Wt. Lbs.	List Pr.
DA-J/S	0.010	\$.35
DB-J/S	0.014	.40
*DC-J/S	0.014	.45
*DD-J/S	0.016	.50

*Sizes DC and DD have 3 Clamp Screws.



LOCKING DEVICES FOR D TYPES

Cat. No.	List Pr.
20418 (Female screw lock assembly for all sizes)	\$.25
20419 (Male screw lock assembly for sizes DA, DB, DC)	.25
20420 (Male screw lock assembly for size DD)	.25

PRICES SUBJECT TO CHANGE WITHOUT NOTICE

*write for detailed
engineering information*

CANNON ELECTRIC COMPANY
P. O. BOX 75, LINCOLN HEIGHTS STATION
LOS ANGELES 31, CALIFORNIA
OR CONTACT YOUR LOCAL REPRESENTATIVE



ADDITIONAL CONNECTOR SERIES STOCKED BY CANNON INDUSTRIAL AND AUDIO INDUSTRIAL DISTRIBUTORS

