

DECEMBER 6, 1979

ELECTRON DEVICES MEETING DIVULGES PROCESS ADVANCES/124

For distributors the outlook is cautious optimism/87

Scaled bipolar static RAMs fight off MOS/137



FOUR DOLLARS A MCGRAW-HILL PUBLICATION

Electronics®

A photograph of a man in a dark suit and tie, holding a brown leather briefcase. A yellow folder is sticking out of the top of the briefcase, with the words 'EXECUTIVE OUTLOOK' printed on it in black. The background shows a window with vertical blinds.

EXECUTIVE
OUTLOOK

**Leaders ride the boom
but are wary of slowdown**

1470 SW1105 CASAO DEC80
SE SAWICKI
DATA ACQUISITION SYSTEMS
105 N CHAPEL ST
TORRINGTON CT 06790

A touch of color can make all your information work harder.

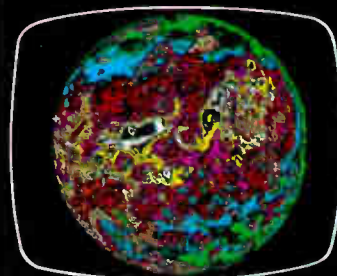
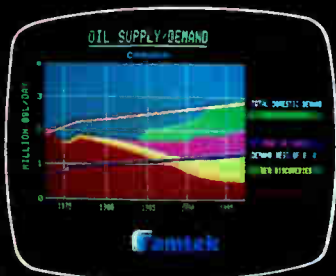
**Here are five ways
Ramtek can help you
put that touch of
color to work for you
within 30 days.**



Choose from Ramtek's line of raster scan color graphics systems—the most complete in the world. And now, Ramtek can deliver the system that exactly meets your needs—within 30 days.

The 9000 Series: High-performance microprocessor controlled graphics and imaging systems with many modular options that allow you to tailor functions exactly to your needs. Suited for industrial, commercial, medical and aerospace applications.

The 9050: The most popular features of the 9000 Series packaged in budget-priced configurations.



The 6200A Colorgraphic Terminal: Our general purpose graphics terminal offers more features for the money than anything else available on the market today. It's one of our best sellers.

The FS 2500*: A dedicated display generator designed specifically for process control applications. Many special features for easy operator interaction.

Monitors: Choose from 37 models to 1280 X 1024 resolution. In color or black and white. Standard or long persistence phosphor. 13", 19", or 25" CRT sizes.

Ramtek offers more choices in graphic displays and customer support than anybody. Nationwide field service and technical support staff. Intensive hardware and software training programs. Thorough documentation, maintenance programs, product warranties and more. When you buy Ramtek, our experience shows.


Want more information on how to add the color touch to your information? Write: Ramtek, 2211 Lawson Lane, Santa Clara, CA 95050. Or call your nearest Ramtek office.

*available domestic U. S. only

Ramtek

Our experience shows.

There's a little tiger in every Cherry switch



...but we're pussycats to do business with

Our products are tough, but our people aren't ... and that's the beauty of dealing with Cherry.

You see, we can control the quality of our switches because we fabricate most of our own parts (moldings, stampings, springs, printed circuits, etc.) And we can keep the price down because we're loaded with automatic equipment to handle high volume.

But the real difference is in the *people* you work with at Cherry... from your first contact with a technically trained sales representative... through careful analysis and recommendations by engineers

who are really concerned about *your* problem... to production scheduling and customer service men who follow-up and expedite to make sure we keep our delivery promise to you.

Of course we're proud of our modern facilities and equipment... but what we're proudest of is our reputation for customer service. Try some.



Test a free sample "tiger" from the pussycats at Cherry.

Ask for our latest catalog which contains complete information on all our switches and keyboards, and we'll include a free sample switch. Just TWX 910-235-1572... or PHONE 312-689-7700...

or circle the reader service number below.

CHERRY



CHERRY ELECTRICAL PRODUCTS CORP. • 3608 Sunset Avenue, Waukegan, Illinois 60085
SWITCHES and KEYBOARDS — Available locally from authorized distributors.

Circle 1 on reader service card



Low-cost hard disk computers are here

11 megabytes of hard disk and 64 kilobytes of fast RAM in a Z80A computer for under \$10K. Two floppy drives, too. Naturally, it's from Cromemco.

It's a reality. In Cromemco's new Model Z-2H you get all of the above and even more. With Cromemco you get it all.

In this new Model Z-2H you get not only a large-storage Winchester hard disk drive but also two floppy disk drives. In the hard disk drive you get unprecedented storage capacity at this price—11 megabytes unformatted.

You get speed—both in the 4 MHz Z80A microprocessor and in the fast 64K RAM which has a chip access time of only 150 nanoseconds. You get speed in the computer minimum instruction execution time of 1 microsecond. You get speed in the hard disk transfer rate of 5.6 megabits/sec.

EXPANDABILITY

You get expandability, too. The high-speed RAM can be expanded to 512 kilobytes if you wish.

And the computer has a full 12-slot card cage you can use for additional RAM and interface cards.

BROADEST SOFTWARE SUPPORT

With the Z-2H you also get the broadest software support in the

microcomputer field. Software Cromemco is known for. Software like this:

- Extended BASIC
- FORTRAN IV
- RATFOR (RATional FORtran)
- COBOL
- Z80 Macro Assembler
- Word Processing System
- Data Base Management

with more coming all the time.

SMALL, RUGGED, RELIABLE

With all its features the new Z-2H, including its hard disk drive, is still housed in just one small cabinet.



Hard disk drive at lower left can be interchanged just by sliding out and disconnecting plug. Seven free card slots are available. Z-2H includes printer interface card.

Included in that cabinet, too, is Cromemco ruggedness and reliability. Cromemco is time-proved. Our equipment is a survey winner for reliability. Of course, there's Cromemco's all-metal cabinet. Rugged, solid. And, there's the heavy-duty power supply (30A @ 8V, 15A @ +18 V, and 15A @ -18V) for circuitry you'll sooner or later want to plug into those free card slots.

CALL NOW

With its high performance and low price you KNOW this new Z-2H is going to be a smash. Look into it right now. Contact your Cromemco computer store and get our sales literature. Find out when you can see it. Many dealers will be showing the Z-2H soon—and you'll want to be there when they do.

PRESENT CROMEMCO USERS

We've kept you in mind, too. Ask about the new Model HDD Disk Drive which can combine with your present Cromemco computer to give you up to 22 megabytes of disk storage.



Cromemco
i n c o r p o r a t e d

280 BERNARDO AVE., MOUNTAIN VIEW, CA 94040 • (415) 964-7400

Tomorrow's computers now

Circle 2 on reader service card

41 Electronics Review

TRADE: Report sees bad omens for U. S. semiconductor industry, 41
COMMUNICATIONS: Frequency synthesizer uses SOS process, 42
INDUSTRIAL: Control system has multiple microprocessors, 43
OFFICE AUTOMATION: Software leads way to complete package, 44
PACKAGING & PRODUCTION: Polyimide insulator improves liftoff, 46
MILITARY: Tacan transceiver transcends all others, 48
NEWS BRIEFS: 50
AUTOMOTIVE: Panel sees 300% hike in value of electronics, 50
COMPUTERS: Peripheral makers look to thin-film heads, 51

65 Electronics International

FRANCE: Power inverter is 90%-plus efficient for low outputs, 69
GREAT BRITAIN: Digital phone transmission gear uses two wires, 70
JAPAN: Digital loop controllers have wide applicability, 72
ISRAEL: Rotary encoder extends electronic control for lathes, 74

87 Probing the News

DISTRIBUTION: Pervasiveness is the key to a good 1980, 87
ABROAD: West German growth to cool off, 93
CONSUMER: Systems for the home getting more complex, 96
COMPUTERS: Reliability is in the eye of the beholder, 100

111 Executive Outlook

Leaders ride the boom but say recession is possible, 111

124 Technical Articles

SOLID STATE: IEDM unveils new highs in speed, power, density, 124
DESIGNER'S CASEBOOK: Preamp aids a-d unit's sensitivity, 132
Bipolar and V-MOS hybrid delivers fast power pulses, 133
Improved analog divider finds large-signal quotients, 135
SOLID STATE: Isoplanar-S speeds up bipolar memories, 137
MICROCOMPUTERS: 8-bit microcomputer works in several modes, 143
COMPONENTS: Bipolar process yields 12-bit monotonic d-a unit, 152
ENGINEER'S NOTEBOOK: Digital phase meter is accurate to $\pm 1^\circ$, 164
Scope's autoslope sweeper captures recorded transients, 165
6800 program performs cyclic redundancy checks, 167

177 New Products

IN THE SPOTLIGHT: IC combines optical sensor, trigger, 177
8-bit microcomputer grants wishes, 186
SEMICONDUCTORS: Single IC emits multiple signals, 190
INSTRUMENTS: Analog multiplexer sells for \$585, 204
POWER SUPPLIES: Dc-dc supplies protect up to 8 kV, 216
PACKAGING & PRODUCTION: System tests bare circuit boards, 226
MATERIALS: 240

Departments

Publisher's letter, 4
Readers' comments, 6
News update, 8
Editorial, 12
People, 14
Meetings, 30
Electronics newsletter, 35
Washington newsletter, 57
Washington commentary, 58
International newsletter, 65
Engineer's newsletter, 170
Products newsletter, 239
New literature, 246

Services

Employment opportunities, 252
Reprints available, 269
Reader service card, 271

Highlights

Cover: Executives peer into mists of 1980, 111

The long-heralded recession has not yet hurt electronics manufacturers, nor do many think the industry vulnerable. But identical questions put to 23 top managers provoke widely varying responses.

Cover is by Art Director Fred Sklenar.

Show spotlights TV and toy developments, 96

Devices for tuning and filtering television signals and a system for infrared remote control of toys were described at the Fall Conference on Consumer Electronics held last month near Chicago.

Long strides in solid state seen at IEDM, 124

Highly productive research at home and abroad is making news at the International Electron Devices Meeting in Washington, D. C. From Japan, for instance, come details of a quadruply self-aligned MOS process that may soon yield a megabit random-access-memory chip.

Bipolar memory's dimensions dwindle, 137

Scaled-down bipolar memory is breaking the speed records again as improvements in the Isoplanar process help drive geometries downward.

. . . and in the next issue

A chip for interfacing packet-switching networks . . . higher-density Multiwire boards . . . real-time digital signal-processing techniques.

EDITOR-IN-CHIEF: Samuel Weber

MANAGING EDITORS

Technical: Raymond P. Capece,
Alfred Rosenblatt
News: Gerald M. Walker
International: Arthur Erikson

ASSISTANT MANAGING EDITORS: Howard Woff,
Margaret Eastman

SENIOR EDITOR: Ray Connolly

ART DIRECTOR: Fred Sklenar

ASSOCIATE EDITORS: Benjamin A. Mason,
Michael J. Riezenman

DEPARTMENT EDITORS

Aerospace/Military: Ray Connolly
Circuit Design: Vincent Biancomano
Communications & Microwave:
Harvey J. Hindin
Components: Roger Allan
Computers & Peripherals: Anthony Durniak
Test, Measurement & Control:
Richard W. Comerford
New Products: Michael J. Riezenman,
Ana Bishop
Packaging & Production: Jerry Lyman
Solid State: John G. Posa

CHIEF COPY EDITOR: Margaret Eastman

COPY EDITORS: Mike Robinson,
Charlotte Wiggers, Jeremy Young

ART: Charles D. Ciatto, *Associate Director*
Paula Piazza, *Assistant Director*

EDITORIAL SECRETARIES: Maryann Tusa,
Penny Reitman, Gail Walker

EDITORIAL ASSISTANT: Marilyn B. Steinberg

REGIONAL EDITORS

New York: Pamela Hamilton (212) 997-2306
Boston: James B. Brinton,
Linda Lowe (617) 262-1160
Chicago: Larry Marion (312) 751-3805
Dallas: Wesley R. Iversen (214) 742-1747
Los Angeles: Larry Waller (213) 487-1160
Palo Alto: Bruce Le Boss, *Manager*
Martin Marshall, *Computers & Instruments*
(415) 968-2712
Washington: Ray Connolly (202) 624-7592
Frankfurt: John Gosch 72-5566
London: Kevin Smith 493-1451
Paris: Arthur Erikson,
Kenneth Dreyfack 720-20-70
Tokyo: Charles Cohen 58 1-98 16

McGRAW-HILL WORLD NEWS

Editor: Michael Johnson
Brussels: James Smith
Milan: Jeff Ryser
Moscow: Peter Hann
Stockholm: Robert Skole
Tokyo: Robert Nefl

PUBLISHER: Paul W. Reiss

GENERAL MANAGER, DIRECT MARKETING
OPERATIONS: Horace T. Howland

CIRCULATION MANAGER: Herbert A. Hunter

RESEARCH MANAGER: Margery D. Sholes

MARKETING ADMINISTRATION MANAGER:
Frances M. Vallone

BOOKS & SPECIAL PROJECTS MANAGER:
Janet Eyster

We started doing an annual "Executive Outlook" in our Jan. 3, 1972, issue. It's interesting to look back and compare what electronics industries leaders said during this eight-year span with what they are saying in this year's report (p. 111).

In general, worries do not change much. For example, trade with Japan was a concern in 1972, except that at the time it was the U.S. television manufacturers who were feeling the pressure. It was not until the 1976 executive outlook that the semiconductor top brass sounded their alarms over Japanese competition for American markets.

Other familiar subjects came up in 1972. There was concern over the loss in momentum of the country's technological leadership, a worry that has intensified over the years. And company executives expressed a number of doubts about the handling of the economy by the Government, only then it was the Nixon Administration (remember Phase 1 and Phase 2).

By the beginning of 1974, a major concern in the executive suites was energy, yet another bit of *déjà vu*. Vying with energy that year was

uncertainty about a possible recession expected some time in 1974-75. A year later, the recession turned out to have been a sharp downturn that had done much damage. There was some edginess about inventories and painful overcapacity in the semiconductor business.

What's bothering executives this year? It's a peculiar situation. True, some of the old standbys are mentioned—Japanese competition, inflation, Government economic policies, tight money, and taxes. But it seems that all hands are trying to solve the "case of the missing recession." Where is it? they keep asking.

If it happens, it will find the electronics industries prepared for it as never before. But what if it happens to others but not the electronics industries? By next year, we'll find out who's "recession-proof."



Why not an editorial career?

Electronics has available challenging editorial positions for electronics engineers with a bent for journalism. Our editors observe and write or edit articles on the latest trends in electronic technology. Right now, we're strengthening our coverage of the exciting consumer and industrial fields, including the application and design of microprocessor-based systems in these areas. A bachelor's degree and experience in both hardware and software design are desirable. Excellent salary and benefits. Write a letter telling us about yourself to the Managing Editor (Technical) at *Electronics*, 1221 Avenue of the Americas, New York, N. Y. 10020.

December 6 1979 Volume 52, Number 25 101,065 copies of this issue printed

Electronics (ISSN 0013-5070) Published every other Thursday by McGraw-Hill, Inc. Founder: James H. McGraw, 1860-1948. Publication office: 1221 Avenue of the Americas, N.Y., N.Y. 10020. Second class postage paid at New York, N.Y. and additional mailing offices.

Executive, editorial, circulation and advertising addresses: *Electronics*, McGraw-Hill Building, 1221 Avenue of the Americas, New York, N.Y. 10020. Telephone (212) 597-1221. Teletype 12-7960 TWX 710 581-4879. Cable address: MCGRAW HILL, N.Y. N.Y. N.Y.

Subscriptions limited to professional persons with active responsibility in electronics technology. No subscriptions accepted without complete identification of subscriber name, title or job function, company or organization, and product manufactured or services performed. Based on information supplied, the publisher reserves the right to reject non-qualified requests. Subscription rates in the United States and possessions \$17 one year, \$29 two years, \$43 three years, company addressed and company libraries \$23 one year, \$41 two years, \$58 three years. APO/FPO addressed \$35 one year only, Canada and Mexico \$19 one year, \$32 two years, \$47 three years, Europe \$46 one year, \$78 two years, \$110 three years, Japan, Israel and Brazil \$70 one year, \$115 two years, \$165 three years, Australia and New Zealand \$95 one year, \$170 two years, \$240 three years, including air freight, all other countries \$50 one year, \$85 two years, \$125 three years. Limited quota of subscriptions available at higher than basic rate for persons allied to held service. Check with publisher for these rates. Single copies \$4.00. Please allow four to eight weeks for shipment.

Officers of McGraw-Hill Publications Company: Paul F. McPherson, President; Executive Vice Presidents James E. Boddorf, Gene W. Simpson, Group Vice President Daniel A. McMillan; Senior Vice President Editorial: Ralph R. Schulz; Vice Presidents: Kemp Anderson, Business

Systems Development, Stephen C. Croft; Manufacturing, Robert B. Doli; Circulation, James E. Hackell; Controller, William H. Hammond; Communications, Eric B. Herr; Planning and Development, John W. Patten; Sales, Edward E. Schirmer, International.

Officers of the Corporation: Harold W. McGraw, Jr., President, Chief Executive Officer, and Chairman of the Board, Robert N. Landes, Senior Vice President and Secretary, Ralph J. Webb, Treasurer.

Title registered in U.S. Patent Office, Copyright © 1979 by McGraw-Hill, Inc. All rights reserved. The contents of this publication may not be reproduced in whole or in part without the consent of copyright owner.

Where necessary, permission is granted by the copyright owner for libraries and others registered with the Copyright Clearance Center (CCC) to photocopy any article herein for the base fee of \$0.50 per copy of the article plus \$0.25 per page. Payment should be sent directly to the CCC. Copying done for other than personal or internal reference use without the express permission of McGraw-Hill is prohibited. Requests for special permission or bulk orders should be addressed to the publisher. ISSN 0013-5070/79\$0.50+25.

Subscribers: The publisher, upon written request to our New York office from any subscriber, agrees to refund that part of the subscription price applying to copies not yet mailed. Please send change-of-address notices or complaints to Fulfillment Manager, subscription orders to Circulation Manager *Electronics*, at address below. Change-of-address notices should provide old as well as new address, including zip codes. Attach address label from recent issue. Allow one month for change to become effective. Subscriber Service call (609) 448-8110, 9 a.m. to 4 p.m. EST.

Postmaster: Please send form 3579 to Fulfillment Manager, *Electronics*, P.O. Box 430, Hightstown, N.J. 08520.



the filter store

Krohn-Hite builds an active tunable filter for almost every purpose and application. In high pass, low pass, band pass, band reject and tracking configurations. Tunable from 0.001 Hz to 3 MHz. With selectable attenuation slopes as steep as 96 dB per octave. With Butterworth and low-Q response. Battery power option available.

If you need an active tunable filter for any purpose, call Krohn-Hite. We can probably ship you the filter you need from the store. After all, we've been number one in filters for over 30 years.

KH KROHN-HITE CORPORATION


Avon Industrial Park, Avon, MA 02322 • (617) 580-1660 TWX 710 345 0831

Circle 5 on reader service card

AL, Huntsville (205) 534-9771; AZ, Phoenix (602) 279-1531; CA, Inglewood (213) 674-6850, San Jose (408) 292-3220; CO, Denver (303) 773-1218; CT, Canton Center (203) 693-0719; FL, Orlando (305) 894-4401; GA, Atlanta (404) 455-1206; HI, Honolulu (808) 941-1574; IL, Chicago (312) 283-0713; IN, Carmel (317) 844-0114; KS, Overland Park (913) 649-6996; LA, Gretna (504) 367-3975; MD, Towson (301) 321-1411; MA, Wakefield (617) 245-5940; MI, Detroit (313) 961-3042; MN, Minneapolis (612) 835-4818; MO, St. Louis (314) 569-1406; NM, Albuquerque (505) 255-2330; NJ, Cherry Hill (609) 482-0059, Englewood (201) 871-3916; NY, Rochester (716) 473-5720, Syracuse (315) 437-6666, Vestal (607) 785-9947; NC, Burlington (919) 227-3639; OH, Chesterland (216) 729-2222, Dayton (513) 294-2476; OK, Jenks (918) 299-2636; OR, Portland (503) 297-2248; TX, Dallas (214) 661-0400, Houston, (713) 618-1431; UT, Salt Lake City (801) 466-8729; VA, Falls Church (703) 573-8787; WA, Bellevue (206) 454-3400; WI, Milwaukee (414) 545-8400; CANADA, Montreal, Quebec (514) 341-7630, Ottawa, Ontario (613) 235-5121, Toronto, Ontario (416) 445-9900, Vancouver, British Columbia (604) 253-5555, Halifax, Nova Scotia (902) 454-8321, St. John's Newfoundland (709) 726-2422.

Grayhill Solid State Relays

made to
keep switching
reliably



No short cuts!

If you are concerned with product performance, nothing less than Grayhill Solid State Relays will satisfy your quality needs, because they are manufactured without the short-cuts that can adversely affect performance. Designed to switch inductive loads, Grayhill Solid State Relays have built-in snubber networks with high DV/DT characteristics and a high blocking voltage rating. This means continuing reliable performance, and lower total product cost.

Choice of isolation type and package style.

Grayhill Solid State Relays are available in optically isolated, transformer isolated and reed relay (Hybrid) versions (most with zero voltage turn-on), in six package styles.

Ask for your free copy of the
Grayhill Solid State Relay Catalog.

Grayhill
INC

561 Hillgrove Avenue • LaGrange, Illinois 60525
(312) 354-1040

6 Circle 6 on reader service card

Readers' comments

Missing qualification

To the Editor: I call your attention to the following from the story on GenRad [*Electronics*, Nov. 8, p. 89]: "Eberstadt estimates that GenRad's earnings will grow at 46.5% compounded from 1974 through 1979, faster than any other company in the test and measurement industry. Teradyne Inc., in contrast, will reach only about 8.2% compounded for the same period, in Eberstadt's opinion."

From the reported net earnings for both companies, one comes up with compound growth rates of 17.5% and 11.1%, respectively, for the period 1974-79. The only way to approach a 46% growth rate for GR is to start at 1977 and take a two-year cut. But Teradyne's growth rate over the same period is 22% compounded, not 8.2%. Since 1976, Teradyne's growth rate works out to 46.6%. Since 1975, it's 109%. Where does the 8.2% come from?

Frederick T. Van Veen
Teradyne Inc.
Boston, Mass.

■ *Electronics erred in not qualifying the statement quoted. Everywhere in the paragraph where percent earnings appear, the correct term should have been "earnings per share." We regret the error. — ED.*

Not yet

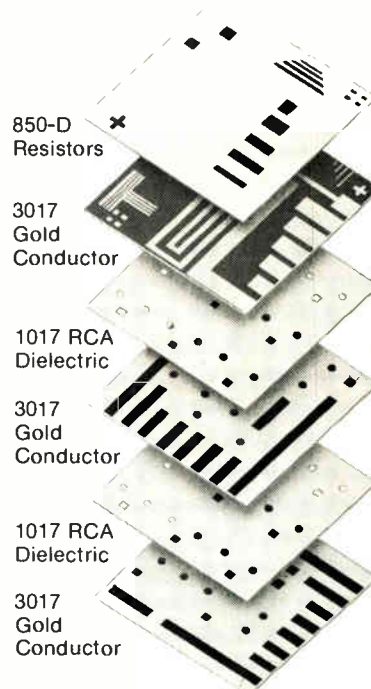
To the Editor: In the Sept. 27 issue is a Washington newsletter item stating that the Canadian Communications Technology Satellite (CTS) would be shut down in October. This is incorrect. Although an October shutdown was once scheduled, CTS, or Hermes, as we refer to it, won't be shut down until January 1980, after demonstrations to the Australians of Canadian satellite technology. By then all planned experiments will be completed. The performance of the spacecraft's transponders is unchanged since launch; however, degraded telemetry signals have caused concern.

David Wright
Information Services
Department of Communications
Government of Canada

QUESTION:
WHEN IS 3 NOT A
CROWD?

ANSWER:
IN THICK FILM
HYBRID MULTILAYER
CIRCUITS USING . . .
TFS's COMPATIBLE
THREESOME:

- 3017 GOLD
- 1017 RCA DIELECTRICS
- 850-D RESISTORS



**SCREEN PRINTABLE
PASTES FOR GROUND
FLOOR RESISTORS
STABILITY ON TOP OF
DIELECTRIC**

3017 GOLD
• New • Very Dense • Fine
line • High initial and aged
bond adhesion

1017 RCA DIELECTRIC
• Low K (6-8) and high
I.R. • Glass-ceramic designed
for multiple refirings and sup-
port of 850-D Series Resistors.

850-D SERIES
• Applications on top of
dielectric • Resistors: 1 to
1M Ω /sq. • TCR: 0 to ± 100
ppm/ $^{\circ}$ C • Trimable by laser
and abrasion.

ALL ON TFS FAST FIRE 25 MIN-
UTE FURNACE CYCLE-850 $^{\circ}$ C.



For full
information contact
THE PASTEMAKER

THICK FILM SYSTEMS, INC.
324 PALM AVENUE, SANTA BARBARA, CALIFORNIA 93101
TEL: (805) 963-7757

Circle 10 on reader service card



Lots of scope. At a price you'll like.

Telequipment scopes help you stretch your test equipment dollars. Industry proven performance and reliability — plus solid service and support — add up to a low cost of ownership. Telequipment scopes are just the ticket for industrial, commercial or educational applications.

Check the numbers.

Choose scopes from 5 to 25 MHz, priced from \$395 to \$1495. Telequipment offers 8 benchtop scopes, 3 rugged battery powered portables, a 10 MHz storage model, single and dual-trace models — even a semiconductor curve tracer.

Look to us for support.

Telequipment scopes are marketed in the U.S. by a nationwide network of 9 stocking distributors. They'll give you off-the-shelf delivery. Their factory trained technicians handle all warranty, maintenance and service work.

Interested?

Call your Telequipment distributor and arrange to try a Telequipment scope on your application. Tektronix, Inc., Telequipment U.S. Sales, P.O. Box 1700, Beaverton, OR 97075.




Call one of these distributors today.

Alabama: (800) 327-6603; **Alaska:** (206) 455-4922; **Arizona:** (602) 947-7841; **Arkansas:** (214) 231-2573; **California:** Anaheim (714) 635-7600, San Diego (714) 578-5760, Santa Clara (408) 249-2491; **Colorado:** (303) 779-3600; **Connecticut:** (203) 281-0810; **Delaware:** (301) 656-4535; **Florida:** Ft. Lauderdale (800) 432-4480, Orlando (800) 432-4480, St. Petersburg (800) 432-4480; **Georgia:** (800) 327-6603; **Hawaii:** (714) 635-7600; **Idaho:** (509) 943-5288; **Illinois:** (312) 539-4838; **Indiana:** (317) 253-1681; **Iowa:** (319) 377-9434; **Kansas:** (913) 722-1030; **Kentucky:** (513) 435-4503; **Louisiana:** (504) 924-6826; **Maine:** (617) 246-1590; **Maryland:** (301) 656-4535; **Massachusetts:** (617) 246-1590; **Michigan:** (313) 588-2300; **Minnesota:** (612) 835-3060; **Mississippi:** (800) 327-6603; **Missouri:** (314) 567-3636; **Montana:** East (Englewood, CO) (303) 779-3600, West (Richland, WA) (509) 943-5288; **Nebraska:** (913) 722-1030; **Nevada:** (714) 635-7600; **New Hampshire:** (617) 246-1590; **New Jersey:** North (Paramus, NJ) (201) 368-0123, South (Willow Grove, PA) (215) 657-0330; **New Mexico:** (505) 299-7658; **New York:** NYC (201) 368-0123, Rochester (716) 381-9962; **North Carolina:** (800) 327-6603; **North Dakota:** (612) 835-3060; **Ohio:** North (Cleveland, OH) (800) 762-4755, South (Dayton, OH) (513) 435-4503; **Oklahoma:** (214) 231-2573; **Oregon:** (503) 644-9164; **Pennsylvania:** East (Willow Grove, PA) (215) 657-0330, West (Pittsburgh, PA) (412) 892-2953; **Rhode Island:** (203) 281-0810; **South Carolina:** (800) 327-6603; **South Dakota:** (612) 835-3060; **Tennessee:** (800) 327-6603; **Texas:** Austin (512) 451-0217, Houston (713) 688-9971, Richardson (214) 231-2573; **Utah:** (801) 484-4496; **Vermont:** (617) 246-1590; **Virginia:** (804) 264-2341; **Washington:** Bellevue (206) 455-4922, Richland (509) 943-5288; **Washington D.C.:** (301) 656-4535; **West Virginia:** East (Glen Allen, VA) (804) 264-2341, West (Dayton, OH) (513) 435-4503; **Wisconsin:** (414) 786-1940; **Wyoming:** (303) 779-3600; **Puerto Rico:** (800) 327-6603

*suggested retail price

Electronic accuracy through mechanical precision.



variable capacitors

...made by Johanson. Quality without compromise is our target in the design and manufacture of capacitors in sizes, mounting configurations and capacitance values to meet every application. Perhaps that's why—for more than three decades—superior variable capacitors have been synonymous with the name Johanson, where standards of excellence always come first.

The heart of this trimmer consists of a one piece integral contact drive mechanism press fitted to concentric rotor tubes (U.S. Patent No. 3,469,160).



The standard of excellence!

Johanson

MANUFACTURING CORPORATION
Rockaway Valley Road
Boonton, N.J. 07005
(201) 334-2676, TWX 710-987-8367

8 Circle 8 on reader service card

News update

■ When Siemens AG became one of the first companies in Europe to introduce an electronic teletypewriter a few years ago, the reaction was not what technological leaders have come to expect. Drowning out the usual ooing and aahing were objections from labor union officials, who feared the new model 1000 would mean fewer manufacturing jobs. Being packed with integrated circuits, electronic teletypewriters are easy to assemble and have virtually no gears, levers, cam plates, or other parts that must be hand-assembled.

But the story has had a happy ending, both for the workers and for Siemens, because a new plant had to be built to manufacture the model 1000. That facility, in West Berlin, now employs 1,500 persons, some 400 more than were working there a year and a half ago, and is being supplied with parts from 1,500 outside vendors. In fact, there never were any layoffs. Because of the popularity of the new models and advance orders for it, production got off to a flying start in October 1976 and kept building. By May 1978 the plant had about 1,100 workers, and when sales really took off the other 400 were added. The upshot is that union attitudes are slowly changing.

For Siemens, the 1000 is becoming one of the most successful products in its arsenal of communications equipment. In the three years since production started [*Electronics*, March 4, 1976, p. 56], the Munich-based firm has turned out some 100,000 units. By comparison, it was 10 years before Siemens had made the same number of T100 machines, which were the electromechanical predecessors of the 1000.

Of those 100,000, some 55,000 were made in the past 12 months alone. The total output represents a value of well over half a billion dollars and has increased Siemens' share of the worldwide teletypewriter market to about 35%.

That is an impressive percentage in view of the competition that Siemens faces. Equally impressive is the fact that Siemens exports some 70% of its model 1000s to more than 80 countries.

-John Gosch

HP-67 OWNERS!

YOU CAN OBTAIN THE NEW

HEWLETT  PACKARD

HP-41 C

CALCULATOR AND
CARD READER FOR

ONLY \$360⁰⁰

(Reg. Value \$490.00)

BY TRADING-IN
YOUR HP-67



HP-97 OWNERS!

YOU CAN OBTAIN THE NEW

HEWLETT  PACKARD

HP-41 C

CALCULATOR, CARD READER
AND PRINTER FOR

ONLY \$610⁰⁰

(Reg. Value \$840.00)

BY TRADING-IN
YOUR HP-97

PHONE OR WRITE
FOR TRADE-IN DETAILS
800-638-8906

Capital Calculator Company



Maryland Residents phone:
(301) 340-7200

701 East Gude Drive
Rockville, Maryland 20850


Circle 12 on reader service card

THE IMPORTANCE OF BEING FIRST

In today's fast-breaking terminal marketplace, getting there first with your product can decide its profit future. That's why it's important to design your terminal around a field-proven CRT module from an experienced manufacturer such as Motorola. Since we make more than 65 standard CRT module variations, in screen sizes from 5-inch to 23-inch, the chances are good that we already make one that fits your application.

VARIETY IN 12-INCH

The popular 12-inch CRT is available in any of several ways: chassis or kit, economy or high performance, separate sync, composite or direct drive inputs, choice

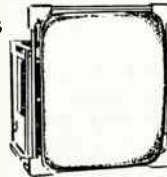


of standard EIA phosphors, choice of scan frequencies, with or without anti-reflective faceplate.

15-INCH PERFORMANCE

The MD4000 series displays over 3,000 upper and lower case characters, including the 132-character-across wide-page printer format. Every line is sharp, even in the corners. StepScan™, 22 MHz bandwidth and dynamic focus are standard.

The M4408 displays a full page of upper and lower case text (6,000+ characters). Raster scan technique with TTL logic interface gives you low unit price and then saves again in your logic design costs.



conditions, to give you a demonstrated MTBF figure you can believe in. On our production lines, samples of every model are continuously monitored to duplicate customer life tests. Our customers report displays that are still going strong after logging over 40,000 hours.

CALL TODAY

Call today to find out how Motorola can help you be first. ■ Santa Clara, CA (408) 988-3422 ■ Tustin, CA (714) 838-5621 ■ West Chicago, IL (312) 231-4400 ■ Richardson, TX (214) 231-9901 ■ Windham, NH (603) 898-5921 ■ Shrewsbury, NJ (201) 544-9541 ■ Baltimore, MD (301) 821-0062 ■ Overseas and Canada call West Chicago, IL (312) 231-4400 ■ TWX: 910-230-3117

DEMONSTRATED MTBF


We go beyond calculating MTBF. Samples of each Motorola model are extensively tested, for thousands of hours under extreme



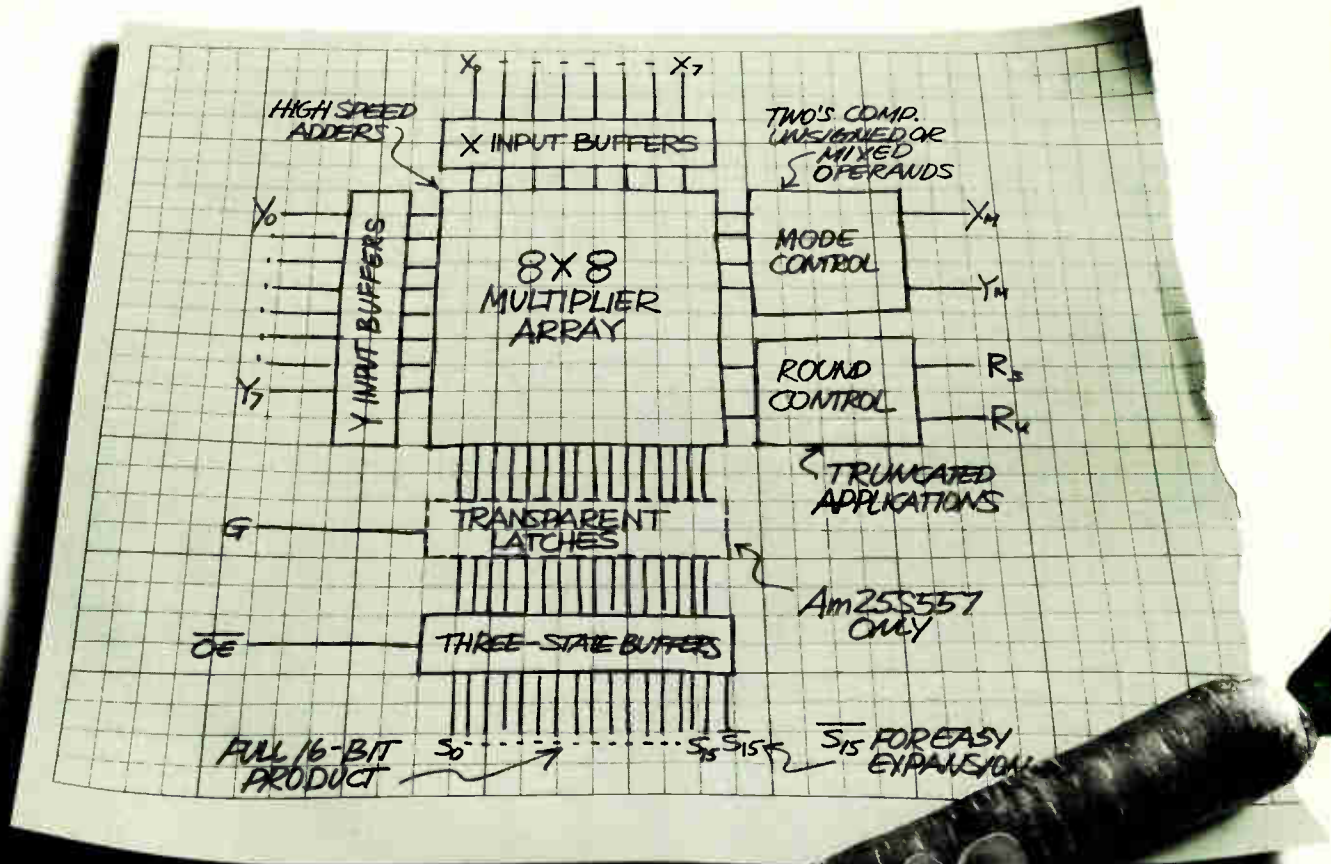
MOTOROLA INC.

Display Systems

1155 Harvester Rd.
West Chicago, IL 60185



MD3000—high performance 12-inch display module



MEET THE RABBIT.™

Announcing the world's fastest TTL multiplier.

Over the years, Advanced Micro Devices has pulled some pretty terrific digital signal processing products out of its hat.

Now get ready for The Rabbit. Otherwise known as the Am25S558 8x8-Bit TTL Combinatorial Multiplier.

The Rabbit has a typical multiply time of only 45 nanoseconds. And an incredible maximum time of 75 nanoseconds over the full military

temperature range!

But The Rabbit isn't just the world's fastest TTL multiplier, it's the world's most flexible.

It comes in the industry standard pin-out. It's available in a latched version called the Am25S557. It's easily expandable to longer word lengths. (It cascades to 16x16 and multiplies in 100ns!)

If your application involves radar, sonar, array processing or communications, get The Rabbit.

Just call, write, or hop on over to Advanced Micro Devices.

Advanced Micro Devices

901 Thompson Place, Sunnyvale, CA 94086

China: first come, first served

A funny thing seems to be happening to U. S. businessmen on their way to the China market: the Japanese are getting there first. That's the message from one American, John Ma, who recently returned from a five-week tour of the People's Republic of China.

Ma, speaking at the Institute of Electrical and Electronics Engineers' consumer electronics conference in Chicago, said that most foreign businessmen now in China are from Japan. As the Americans there worry about relations with Taiwan and other political matters, said Ma, the Japanese are busily hammering out trade understandings and agreements to exchange technology for Chinese raw materials. Though this is only one man's impression, it is not hard to imagine the energetic Japanese working hard to mine this vast and virtually untapped vein of raw materials in a country hungry for technology.

To be sure, American businessmen have been traveling to the newly opened nation,

That's not a false alarm, folks

President Carter's ringing call to aid the cause of technological innovation—a call that has resulted in an increase in 1979 Federal budget obligations of a magnificent 0.002% [*Electronics*, Nov. 22, p. 24]—has been met with a variety of reactions. However, none is perhaps so shortsighted and parochial as the view holding that technologists have always become alarmed at any minor slowdown in innovation; this latest fuss, in short, is merely someone crying "Wolf!" This attitude insists that such slowdowns are normal.

Sadly, such thinking is not isolated. There are those who find it difficult in these times of galloping inflation, dwindling energy resources, and threatened economic slumps to get excited about technology, innovation, and the threat of foreign domination of

but what should be a steady flow has been more like a trickle: not enough of them take China seriously as a potentially gratifying market. They fail to take advantage of new laws there permitting foreign companies to make a profit in joint ventures and to take that profit out of the country. Also, Ma pointed out, they seem to ignore some tax-free benefits that have been provided.

Furthermore, U. S. industrialists, leery though they are of Chinese government policy, need not fear nationalization, said Ma, because the Chinese have learned that nationalized industries become obsolete in a few years.

Americans have been complaining about unfair advantages accorded by their Government to foreign competitors eager to capture slices of the domestic U. S. market. Now they have a chance to show what they can do with what amounts to a virgin market. If they fail, they will have no one to blame but themselves.

American industry. But the incorrectness of that narrow outlook is manifest when considering the economy and the state of the nation as a whole. Robert J. Potter, International Harvester's senior vice president and chief technical officer, put it this way recently at an engineering conference: "We must exploit technology. In fact, without strong innovation, our companies and the United States will perish economically. . . . Modern innovations cannot be generated without strong technology. . . . Innovation is not just good for the profit of our companies, but for the basic well-being of our country."

Thus, to believe that the call for more aid and encouragement for technological innovation is merely the refrain of an old song is to shrug off the future of this nation.

YOUR CHIPS COME IN

MITEL'S 'CHIP + CHIP' TOUCH-TONE® RECEIVER.

At Mitel Semiconductor, we practice one-upmanship. The MT8860 DTMF Decoder and the MT8865 Band Split Filter are the lowest cost 100 per cent semiconductor solutions to a complete DTMF receiver available. Smaller than conventional receivers, this chip-set features separate filter and decoder components with applications ranging from switching systems to mobile radio.

FEATURES

- 12 mW power dissipation.
- Single supply voltage from 4.5 to 13 volts.
- 14 dB signal to noise ratio.
- Exceptionally low talk-off rate (less than three hits on Mitel test tape).
- 30 dB dynamic range.
- 30 dB precise dial tone rejection.

Now available for immediate delivery.

MT8865

MT8860

LAUNCHING THE CHIPS OF TOMORROW.

MITEL SEMICONDUCTOR

United States: 1735 Jefferson Davis Highway, Suite 1009, Arlington, Virginia, U.S.A. 22202. Telephone (703) 243-1600
1223 Westchester Pike, Havertown, Pennsylvania, U.S.A. 19083. Telephone (215) 449-5556.
2321 Morena Blvd., Suite M, San Diego, California, U.S.A. 92110. Telephone (714) 276-3421.

Canada: P.O. Box 13089, Kanata, Ottawa, Ontario, Canada K2K 1X3. Telephone (613) 592-2122,
Telex: 053-4596, TWX: 610-562-8529.

18 Airport Blvd., Bromont, Quebec, Canada J0E 1L0. Telephone (514) 534-2321, Telex: 05-267474.

Europe: Hamilton Road, Slough, Berkshire, England SL1 4QY. Telephone 0753-36137, 0753-36138, Telex: 847730
Fredericiagade 16, Suite 309, 1310 Copenhagen K, Denmark. Telephone (01) 119302, Telex: 27246

Asia: Park-In Commercial Centre, Suite 1423, 56 Dundas Street, Mong Kok, Kowloon, Hong Kong.
Telephone 3-318256, Telex: 64235.

Circle 13 on reader service card

Copyright 1979 Mitel Corporation
* Registered Trademark of AT&T



DIP ISOLATORS
DIP ISOLATORS
DIP ISOLATORS

TRW Optron's complete line of optically coupled plastic DIP isolators offers immediate availability of standard devices for almost every application . . . plus competitive pricing, high reliability and excellent customer service.

Check these features and choose the device best suited for your application.

GENERAL PURPOSE
 A full selection of DIP isolators with transistor and darlington outputs to match all popular industry standards. Current transfer ratios range from 2.0% to 500%.

HIGH VOLTAGE
 For applications requiring an interface with high voltage circuits, select the OPI 6100 DIP isolator with a 200 volt output transistor.

AC OPERATION
 The OPI 2500 DIP isolator features two input LED's operating in inverse parallel and is ideal for applications where the LED is driven from an AC line.

CUSTOM SELECTION
 If your application demands "something a little different," TRW Optron specializes in DIP isolators to meet special customer requirements.

For reliability data and technical specifications on TRW Optron's complete line of plastic DIP isolators, contact your nearest TRW Optron sales representative or the factory direct.

TRW OPTRON
 A DIVISION OF TRW INC.
 1201 Tappan Circle
 Carrollton, Texas 75006, U.S.A.
 TWX-910-860-5958
 214/242-6571



People

The Nobel laureates:
 Cormack keeps his cool . . .

As Nobel Prize winners go, Allen M. Cormack, 55, is among the more relaxed and easygoing. He speaks about the prize for physiology that he shares with Englishman Godfrey Hounsfield in the low-keyed tones some reserve for out-of-town sports. He only grumbles good-naturedly about the press—"I don't expect to get any meaningful work done until after the ceremony," he says.

Cormack's work in the late 1960s laid a mathematical and experimental groundwork for today's computerized axial tomography equipment, or CAT scanners. He began working in that direction at the University of Capetown, South Africa, in 1956 when—though holding only a BSEE degree—he was asked to serve in a local hospital as a radiation health physicist. He was struck by the difficulty radiologists had computing the minimum effective dose of X radiation for cancer treatment.

This led to experiments with disks of wood embedded with aluminum plugs, to simulate bone within soft tissue. By 1963, despite his lack of a doctorate, he had assumed his present position as professor of physics at Tufts University, Medford, Mass., and in an experiment costing about \$200 in machine-shop time and two days in the lab he had laid the groundwork for what would become the CAT scanner.

When the returns were in, Cormack saw that the experiment had developed an accurate map of the disk and its simulated bones. He published the results of his work and the background mathematics in the Journal of Applied Physics in 1963 and 1964, hoping that someone would pick up the technique and develop it. "And then there was a dead silence that lasted until 1970-71," says Cormack, "when I found that EMI was developing the CAT scanner."

Cormack feels no differently now than he did before the Nobel. Certainly his immediate career goals have not changed. "I'd like to work



Cormack. The Tufts University professor began his CAT work in South Africa.

with some friends over at Harvard University's cyclotron, treating cancer with particle beams. It's potentially a much better treatment than X ray, since the lower-energy particles damage far less surrounding tissue." And the CAT scanner makes even these treatments more precise than they would be otherwise.

. . . as Hounsfield recalls
 a childhood on the farm

"I was brought up on a farm. I learnt a tremendous lot about engineering in my youth—tinkering with tractors and bikes and having time to think." That remark helps explain why Godfrey Hounsfield embarked on a career that was to lead to the development of a powerful new X-ray diagnostic aid—the computerized axial tomographic scanner—and to a 1979 Nobel Prize that the British technologist shares with Allan M. Cormack.

After leaving the farm, Hounsfield received an early training in electronics in wartime Britain before joining EMI Ltd. in 1951. He has been with EMI ever since, working in design and research. It was at EMI's Hayes facility outside London that, without any knowledge of Cormack's work, he developed the scanner now routinely used to provide slice-by-slice views of the body.

The work started, he says, when "I

PDP11/03-L[®] PDP11/23[®] LABORATORY SYSTEMS



FIRSTLAB[™] PDP11[®]

WHY IS FIRSTLAB YOUR BEST BUY?

FIRSTLAB OFFERS MORE FOR YOUR DOLLAR.

PROVEN HARDWARE

Digital Equipment Corporation's PDP11[®] has gained the acceptance of the scientific community. Tens of thousands installed world-wide.

SUPERIOR SOFTWARE

Our laboratory support software can increase your throughput by more than 100%. Benchmarks have run two to three times faster than the standard DECLAB[®] package. No software modifications are required to run your current DECLAB[®] applications. FIRSTLAB utilizes Digital's most popular real-time operating system (RT11 V3B) and the latest version of Fortran. Both the operating system and compiler are supported world-wide by Digital Equipment Corporation.

WORLD-WIDE FIELD SERVICE

FIRSTLAB systems are installed and maintained by Digital Equipment Corporation's own Field Service Organization. No third party maintenance to worry about.

EXPANDABLE UNBOUNDED SYSTEM

FIRSTLAB systems are upgradeable to the PDP-11/23 with a maximum of 256KB of memory. You can start with a floppy disk system and grow to a hard disk system with up to 261MB per drive. For numerically intensive applications you can add our new FPS 100 Array Processor which can provide the computation power of a main-frame computer.

COMPLETE SYSTEM

When you purchase a FIRSTLAB system there is nothing more to buy. Your system is assembled and fully tested, all the required hardware/software is provided so that you can concentrate on your specific application needs. No other Laboratory System in this price range can approach FIRSTLAB in performance, features or benefits. You owe it to yourself to investigate what FIRSTLAB can do for you.

Dedicated to serving the needs of the Scientific Community with Superior Computer Systems



TM

TWX NUMBER 910-651-1916

computer corporation

corporate square/825 north cass avenue/westmont, illinois 60559/(312) 920-1050


[™]Trademark First Computer Corporation

[®]Registered trademark of Digital Equipment Corporation

L2

Circle 15 on reader service card

Boost efficiency, cut costs...



with top-quality Sturdilite lab & work stations

Modular Sturdilite "building-block" design simplifies planning, saves you money by providing you with components that go together to make up precisely and efficiently the job-oriented lab or work station you need.

The broad variety and versatility of Sturdilite pedestal bases, work surfaces and other components let you —with the help of Sturdilite engineers —custom plan work areas to meet

your most exacting requirements, large or small.

Sturdilite proves that tough can be beautiful, too...with a wide variety of attractive decorator color choices. That means improved worker morale and another cost-saving advantage to you.

For further information or free consultation—at no obligation—just pick up the phone. Sturdilite sales engineers are located nation-wide to assist in planning a lab or work area that's most economical and efficient for you. Call (616) 685-6400. Or fill out and mail the coupon below.

**ANGLE
STEEL™**

A DIVISION OF KEWAUNEE SCIENTIFIC EQUIPMENT CORP

PLAINWELL, MICHIGAN 49080 (616) 685-6400

STURDILITE® LAB & WORK STATIONS

Angle Steel Division, 323 Acorn St
Dept. EL129, Plainwell, Michigan 49080

- Please rush FREE information on Sturdilite lab and work stations.
 Please have a Sturdilite sales engineer call on me. I understand there is no obligation.

NAME _____

COMPANY _____

ADDRESS _____ STATE _____ ZIP _____

CITY _____

MY PHONE NUMBER IS: _____

People



Hounsfield. From tinkering with tractors and bikes on the farm, to the CAT scanner.

was told to go away and think of something new. I had several projects on the boil at the time, but gradually this one bubbled to the top." His work in pattern recognition led him to a mathematical analysis of the amount of useful information that could be extracted from a straight-line scan through a three-dimensional object.

"I realized that it should be possible to reconstruct the contents of an enclosed box from a set of such scans. When I worked out the mathematics, it came out beautifully." He adds, "The idea of applying it to X rays only came later."

In the system developed and patented by EMI, the scans are generated by rotating the X-ray source and detector around the patient and by harnessing the computer to reconstruct a cross-sectional image. Today over 1,000 EMI scanners are in use worldwide.

Hounsfield, meanwhile, is still in harness exploring ways in which the computer's enormous computational powers can be employed to handle other tasks that are beyond the unaided human intellect.

Hounsfield is largely self-taught: his only degrees are six honorary university doctorates for his work on developing the scanner. One most important seat of learning, however, has never granted a degree. It is the small farm in England where he first learned to ask why and how things happen as they do.



MEASUREMENT COMPUTATION **NEWS**

product advances from Hewlett-Packard

DECEMBER 1979



Hewlett-Packard's new logic development system simplifies logic design, development, and analysis for all products built around a microcomputer. It can help move a design rapidly from definition to production with minimum cost and maximum design team performance.



New logic development system speeds and simplifies design of μ P-based products

Hewlett-Packard's 64000 Logic Development System provides the capabilities you need to support your processor based products from definition to production. Using a hard-disc base

and multistation architecture for a flexible, high performance operating system, the 64000 aids hardware and software designers in designing, debugging, and troubleshooting of microprocessor systems. Conventional software functions are combined with real-time emulation and transparent logic analysis for efficient and effective solutions to development problems. Currently, four microprocessors (Intel 8080, Intel 8085, Motorola 6800, and Zilog 280) are fully

supported by the 64000, with relocating macro assemblers and emulators for emulation at operational speeds.

Tailor Your Logic Development System to Meet Your Needs

The HP 64000's modular architecture lets you begin with a basic system consisting of one development station, hard disc, and a printer. To this you can add up to six development stations sharing the
(continued on third page)

IN THIS ISSUE

Versatile new graphics printer • Series 30: lowest-priced HP 3000 Computer

An impressive new hardcopy partner for your system



A new, non-impact graphics printer, the HP 7310A, now offers impressive hardcopy flexibility for your computer-based computation and testing system in the office or laboratory. The first of a family of thermal printers from HP, the 7310A produces hardcopy of forms, text, and graphics—quietly and quickly. Designed for use as a peripheral for HP's 2640 Series Graphic and Alphanumeric Terminals, for the 9825 and 9835 Desktop Computers and for other HP computer systems, the 7310A Printer also accommodates a range of interfaces permitting it to be interfaced with computers and terminals not manufactured by Hewlett-Packard.

This versatile 7310A Graphics Printer offers these important capabilities:

- **High-quality graphics, text, and form printing.**
- **Fast printing for both text and graphics.** Print speed varies between 200 to 500 lines per minute, depending on print density and character set used.
- **High quality raster graphics.** 720 dot output in the horizontal direction, matches exactly the performance of HP's high-resolution 2647A and 2648A Graphics Terminals.
- **Fast hardcopy output.** As a result of its greater throughput speeds, the 7310A produces raster copies in less time than previously possible.
- **Forms printing.** The 7310A supports the optional HP 2640 series line drawing (forms) character set. Reverse printing (inverse video), underline, and bold face character enhancements provide a close matching with forms needs. Inverse and underline fields are printed just as they appear on the terminal screen. Blinking and half bright are printed in a special bold font to draw attention.
- **Automatic paper cutter and page stacker** permits page sizing to any length from 2 to 20 inches. Pages are printed, cut, and stacked for short term unattended operation.
- **Versatile interfacing.** Four interfaces are available: HP-IB (IEEE-488) for HP terminals and desktop computer systems, RS-232C/V.24 and RS-423A for remote printing on HP and non-HP computer systems, and 8-bit duplex for HP 2640 series alphanumeric terminals and OEM systems.



Whether you need printing, forms, graphics or all three, HP's 7310A Graphics Printer offers an impressive number of important features, speed and a range of interfaces.

- **Graphics directly from computers.** Graphics can be obtained directly from the computer using customer-written, raster conversion software which develops the "raster image" from X-Y coordinate information.
- **Easy-to-read text printing.** The combination of a proportional type face and programmable character size produce easily readable text.
 - 1) Proportional or fixed spaced 128-character ASCII text is easily accessed by program command or a rear panel switch. Twenty-four international language character sets are provided. Japanese Katakana and APL are also available.
 - 2) 9×15-dot matrix characters are printed with closely-spaced, thermal

print head elements to produce high quality results.

3) Programmable character height permits you to generate titles or footnotes in characters from 50% to 200% of normal character height.

Of course, the 7310A offers a full range of programmable printer control functions including tabs, margins, line spacing, page size, graphics image windowing and clipping commands.

- **Convenient table top physical dimensions.** The 7310A measures only 162×451×534 mm (6.38×17.75×21 in).

Check **B** on the HP Reply Card for full product information.

Move your design from definition to production with minimum cost

(continued from first page)

same disc and printer. All members of the design team have access to a common data base, thanks to the deep capacity and fast response speed of the hard disc. Designers will appreciate the directed syntax and soft keys that make the 64000 such a friendly system. It is easy to learn and use, allowing designers to concentrate on building the best possible product. As design needs change, more development stations or options can be added. Options include real-time emulators, up to 128 kilobytes of independent emulation memory, tape cartridge unit, integral PROM programmer and real-time logic analysis.

Sophisticated Design Tool

A state-of-the-art minicomputer with a high capacity disc drive provides the 64000's ease-of-use, speed, and depth for design projects, today and tomorrow.

Important benefits include:


- **INDEPENDENCE** - Choose the best processor for your product.
- **FLEXIBILITY** - Expand the system as your needs grow.
- **EFFICIENCY** - Directed syntax and soft keys reduce the training time. Excellent text editor and operating system allow for quick and easy program development and system debugging.
- **CONVENIENCE** - Combine functions in each development station without using many peripherals.
- **EFFECTIVENESS** - Real-time emulation permits checks of designs at operational speeds during any stage of development.
- **SERVICEABILITY** - Comprehensive performance verification diagnostics and signature analysis.

Call your field engineer for assistance in choosing the optimal configuration of a Logic Development System for your design and development needs or check **C** on the HP Reply Card for literature.

CORRECTION:

In the September/October 1979 issue of Measurement/Computation News the price for the HP-41C printer was misquoted as \$35. The correct price for the printer is \$350.

Circuit test system allows concurrent production test and program development



The amount of logic on today's average PC board poses some difficult problems for production test. Board-test simulation is a technique that can minimize many of these problems and costs by modeling the circuit to be tested component-by-component and node by node in the test system computer. From this model, the system can calculate the correct response to any input pattern, plus predict failure modes and their responses.

This allows only those patterns which are necessary to help detect faults to be used as the test pattern stimulus. It also enables engineering to test designs before they're built and thus eliminate any problems before they reach production.

HP's answer to simulation and to the reduction of testing costs and time is DTS-70 Digital PC Board Test System. Consisting of the 9571A Test Station, the System 1000 computer and complete software package, the DTS-70 system can test your PCB's and isolate faulty components in only a few seconds.

HP's DTS-70 is also an expandable system that grows with your production capacity. You can add up to three test


stations without buying additional computing power. For more test software development capability, simply add an inexpensive CRT terminal to your basic system. A total of six software development terminals may be added without interfering with production testing.

In addition, the DTS-70 software is compatible with data base management software to keep track of data and help you better manage your production. For example, the system can give you reports such as specific board or component failure rates and modes.

Using HP's FASTTRACE software, the DTS-70 also simplifies troubleshooting. It accesses faulty board models developed by the simulator and guides the operator in a quick series of probe tests to isolate faults. Unlike many simulator systems, the DTS-70 catches intermittent faults. Its zero delay capability allows it to detect races and hazards—a critical problem in logic circuit operation.

There are many other benefits to the DTS-70 in analog and hybrid circuit testing. Get all the details by checking **D** on the HP Reply Card.

High performance, low voltage dc power supplies



HP's fully protected low-voltage dc supplies come in power ratings from 120 to 2000 W.

If your system power requirements call for a dc supply with superior performance and the benefits of built-in overvoltage and overcurrent protection, take a close look at HP's family of low-voltage rack supplies.

These supplies boast load and line regulation of 0.02%, with less than 10 mV peak-to-peak ripple and noise, and full load efficiencies from 54% to 80%. Output voltage and maximum current limit are fully adjustable, while the overvoltage crowbar trip point can be independently set between approximately 10 and 110% of rated output voltage. Other advantages include automatic crossover between constant-voltage and constant-current modes, remote programming, and remote sensing.

Output Voltage Ratings

This power supply product line includes 12 models (6259B through 6274B) covering four output voltage ratings:

- 10 V at 50 or 100 A;
- 20 V at 10, 20, or 50 A;
- 40 V at 3, 5, 10, 30, or 50 A;
- 60 V at 3 or 15 A.

If you'd like to obtain complete information about HP's family of low-voltage power supply supplies, check **E** on the HP Reply Card.

New microwave frequency counter measures to 26.5 GHz with power and versatility

Simple keyboard control coupled with a microprocessor give HP's new Model 5343A Microwave Counter power and versatility not previously found in an instrument in this price range. High sensitivity over the 10 Hz to 26.5 GHz range makes the 5343A especially valuable for the newer satellite and terrestrial communications bands, and many K-band radar applications.

From the easy-to-use keyboard, the operator can define his or her own integer multiplication factor, M, to apply to the measurement and/or a frequency offset, B, to solve for $Y = MX \pm B$.


Guaranteed Sensitivity

The guaranteed sensitivity of the counter is: -33 dBm from 500 MHz to 12.4 GHz; -28 dBm, 12.4 GHz - 18 GHz; and -23 dBm, 18 GHz - 26.5 GHz. FM tolerance can be selected by a rear panel switch. When in the wide mode, the 5343A can tolerate up to 50 MHz peak-to-peak at worst case.

Any three consecutive digits on the display can be converted into an analog voltage output by adding the Digital-to-Analog Converter Option 004.

Adding HP-IB Option 011 permits remote programming of front and rear panel controls.

For complete information, check **F** on the HP Reply Card.



The high input sensitivity of the new 5343A counter makes it the outstanding measurement solution for all those low-level signals in R&D applications.

New Applications Note #163-2 stresses digital troubleshooting



Featuring information gathered from both customer and HP experiences in basic digital troubleshooting, a new HP Application Note now makes that valuable data available to you.

The note, #163-2, *New Techniques of Digital Troubleshooting*, contains 50 pages of material, including a brief section discussing HP's digital product line, and how the IC Troubleshooters fit in with our other products.

The troubleshooting tools discussed in the note are from HP's line of hand-held node and gate instruments, the IC Troubleshooters:

- 545A Logic Probe
- 546A Logic Pulser
- 547A Current Tracer
- 548A Logic Clip
- 10529A Logic Comparator

Current tracing techniques are thoroughly covered and provide you with all the tips we've discovered to help optimize use of the tracer for tough fault isolation tasks on three-state buses, solder bridges, supply-to-ground shorts, and more.

In addition to a section on how to use each of the troubleshooters, the note includes some actual examples of faults and the techniques employed to fix them, using stimulus-response testing in the digital domain.

Tutorial information on how current behaves in both TTL and CMOS families is also covered.

Obtain your complimentary copy by checking **G** on the HP Reply Card.

How to rack mount HP instruments

All the information a Hewlett-Packard customer needs to select and obtain the correct hardware in order to successfully rack mount most Hewlett-Packard instruments is now available from your local sales office. Included in two well-illustrated brochures, System I and System II, are descriptions and up-to-date specifications of the instrument rack mount options, as well as specific rack mount kit stock numbers for instruments already purchased.


Both brochures also describe the two distinct and unique Hewlett-Packard cabinet styles, and how to correctly rack mount full and sub-modules. Included is also selection criteria for the appropriate instrument slides, instrument support shelves and other accessories.

The System I brochure covers Adapter Frames used to join sub-module instruments for full width rack mounting, Instrument Joining Kits, and Instrument Combining Cases.


System II brochure covers accessories such as Lock Link Kits, Bail Handles, Cord Wrap Feet, as well as extensive descriptions on rack mounting.

A helpful feature of both brochures is a complete table of Rack Mounting flange dimensions conforming to the EIA standard specifications. This table includes dimensions in both English and metric to assist Hewlett-Packard customers in correctly mounting the equipment in rack cabinet systems. Miscellaneous other accessories are also described.

Get both brochures by checking **H** on the HP Reply Card.



New test source produces very high performance AM/FM signals



AM and FM modulated test signals with very high linearity and low distortion are available from the 11715A.

A new special purpose AM/FM test source, Model 11715A, achieves very high quality AM and FM modulation performance.

While intended primarily to be used in the calibration procedure for the HP 8901A Modulation Analyzer, the 11715A provides FM in the RF ranges 11 to 13.5 MHz, 88 to 108 MHz, and 352 to 432 MHz. FM distortion is <0.025% THD, with rates from dc up to 400 kHz, depending on band.

AM signals up to 99% depth and down to <0.05% total harmonic distortion are available in the 11 to 13.5 MHz range, with rates 20 Hz to 100 kHz. Finally a low residual carrier at 560 MHz has <3 Hz RMS residual FM.

By combining this test source and an 8901A Modulation Analyzer, excellent calibrated signals are available for broadcast stereo work.

For more information, check **I** on the HP Reply Card.

New utility crystal detector for 10 MHz to 12.4 GHz

HP announces a successor to the widely-accepted Model 420A/B Economy Crystal Detectors. The new 420C offers improved performance in frequency response, higher sensitivity, and lower SWR.

Response is ± 2 dB with SWR <2.0 over the entire band. Both negative and positive output polarities are available. Option 001 Matched Pairs can be specified for ± 1 dB tracking.

For full information, check **J** on the HP Reply Card.



Series 30: the new, lowest-priced member of the HP 3000 computer family



When you need immediate access to information, the new Series 30 can provide it with unprecedented economy. An entry level, general purpose computer, the Series 30 can operate as a stand-alone system or as a station in a distributed data processing network. It can simultaneously handle transaction processing, on-line program development, batch operations, and data communications in any of five high-level programming languages.

HP's proprietary silicon-on-sapphire (SOS) integrated circuit technology makes possible the small size and low power requirements of the Series 30—it is housed in a cabinet measuring only 61×91×46 cm (24×36×18 in.), and is accompanied by a disc drive and system console.

All communications are handled by the new Intelligent Network Processor (INP), an SOS-based computer in its own right. The INP offloads the communications management task from the CPU, permit-

ting high levels of system performance concurrent with communications to other systems.

All members of the HP 3000 family use fully compatible systems software†, and application programs written on any HP 3000 system can be run on any other without reprogramming, recompiling, or relinking. Thus the Series 30 can prove its value in two significant ways: for the company purchasing its first computer, software developed for the Series 30 will

remain valid when the system is expanded; for the company wishing to exchange information among a number of departments or manufacturing sites, the Series 30 is an economical station in a distributed systems network of HP 3000's.

Obtain further details by checking **K** on the HP Reply Card.

†APU/3000 is available only on the Series III.

A family of compatible systems for distributed data processing

HP 3000 Series 30


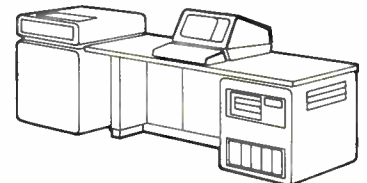
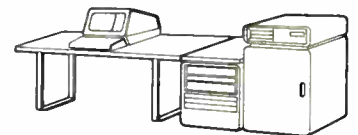
The entry level Series 30 provides immediate information access at low cost, as a stand-alone system or as a station in a distributed data processing network.

HP 3000 Series 33


The mid-range Series 33 offers an effective solution where several or possibly all of the functional areas of a business require efficient local information processing, with added capability for handling data communications lines.

HP 3000 Series III

The top of the line Series III performs well in several roles such as supplying computer power to a large number of users, or centrally controlling a network of HP 3000's.



A computer in its own right, this INP handles all communications for the Series 30.



Attractive, low-cost 18-segment display for compact, low-power applications


HP's new low-cost, solid-state, alphanumeric display is designed for compact, low-power applications.

An eight-character LED display, the HDSP-6300, has a 16-segment font plus centered decimal point and colon, offering complete 64-character ASCII capability. Its features make it attractive for use in mobile terminals, desktop calculators, hand-held instruments, and other products requiring low power, display compactness, and alphanumeric capability.

The red gallium arsenide phosphide LEDs are magnified by an internal lens to a character size of 3.56 mm (0.14 inch). This design results in enhanced character intensity and minimum power use. For example, characters drawing as little as 1 mA average current per segment can be read at a distance of 1.5 m (4.9 ft.)

The eight-character, dual in-line display package can be stacked end-to-end for applications that require additional characters. The package configurations permit mounting on PC boards or in standard IC sockets. Character spacing is five characters per 2.54 cm (1.0 inch).

Check **L** on the HP Reply Card for complete details.




HDSP-6300, Hewlett-Packard's new low-cost, solid-state, alphanumeric display, is attractive for products requiring compact, low-power, monolithic LED characters.

New optoelectronic designer's catalog available


Intended for use as a source book in design situations, HP's new Optoelectronics Designer's Catalog includes the latest HP optoelectronic application notes as well as complete technical information about HP's optoelectronic products.

The 384-page catalog contains sections on fiber optics, solid state LED displays, solid state lamps, optocouplers, PIN photodiodes, and emitter/detectors. Photographs, package dimensions, features, operating characteristics, and performance graphs are all included to provide a complete description of HP optoelectronic components. Other catalog features are an alphanumeric parts



number index and an introductory capabilities section on each product line. Obtain your free copy by checking **M** on the HP Reply Card.

Mesa structure enhances beam lead PIN performance



The glass backfilling reduces parasitics and provides strength to the beam leads of this new rugged diode.

The thin I layer and mesa fabrication of the 10x30 mil beam lead package contribute to the low series resistance and fast recovery time of the new HPND-4001 beam lead PIN diode.

A typical series resistance of 1.8 Ω , a recovery time (switching time) of 3 ns, and an RC product of 0.13 ps make this device an excellent shunt switching element in microstrip and stripline circuits.


Check **N** on the HP Reply Card and we will send you the technical data sheet and Application Note #971, "Beam Lead Mesa PIN in Shunt Applications."

Low noise FET now in 100-mil package

With superior noise and gain performance over a wide dynamic range, the new 0.5 micrometer gate HFET-2202 GaAs Field Effect Transistor is well suited for land and satellite communication and radar applications.

The device offers consistent operation from 2 to 12 GHz, with a typical noise figure of 1.1 dB and a 12.0 dB minimum associated gain at 4 GHz. Telecommunication applications in the 3.7 to 4.2 GHz range should look to the HFET-2202 for critical low noise front-end designs.

Check **O** on the HP Reply Card for more information.



For ease of design, the 0.5 micrometer gate FET comes in a rugged package for low noise figures applications at 4 GHz and up.

You asked for
Continuous Memory
in Series E...
We didn't forget.

Last year, HP introduced Series E—designed to deliver professional quality and capability at very affordable prices. But some of you asked for more. Specifically, Continuous Memory, because with Continuous Memory you could store data and programs in your calculator even when it was turned off. Three new Series E models with Continuous Memory were developed to meet this need.

First we took the very popular HP-33E Scientific Programmable, and HP-38E Advanced Financial Programmable and added Continuous Memory to create the new HP-33C and HP-38C. Then we went a step further and developed the totally new HP-34C Advanced Continuous Memory Programmable.

Advanced Programming

The HP-34C offers you an impressive array of advanced programming features. There are up to 376 programmable keystrokes; label, line and indirect branching; E subroutine levels; indirect data storage; insert/delete editing; 4 flags, 12 labels; 2 user definable keys; and loop control to name a few.

Solve and Integrate

Also with the HP-34C are two important new function keys: Solve and Integrate. Solve finds real roots for an incredibly



wide range of functions—comparable to today's best computer "root finders." Integrate, the process of computing the area of a function bounded by an upper and lower limit, has never been simple. Now, with the HP-34C, it's pushbutton easy. Also new with the HP-34C is the "gamma" function, an extension of $n!$ that computes factorials for non-integers. These new function keys offer the sophis-

tication of a computer but the ease of operation that must be experienced to be appreciated. Compare the HP-34C's new functions to any other solutions and see if you don't agree—HP's made another major contribution to technical problem solving.

Get full information about HP's new Continuous Memory in Series E; check **A** on the HP Reply Card.

East-4 Choke Cherry Road, Rockville, MD 20850.
Ph. (301) 258-2000
South-P.O. Box 10505, 450 Interstate North Pkwy.,
Atlanta, GA 30348, Ph. (404) 434-4000
Midwest-5201 Tollview Dr., Rolling Meadows, IL 60008,
Ph. (312) 255-9800.
West-3939 Lankershim Blvd, North Hollywood, CA
91604, Ph. (213) 877-1282
Europe-Central Mailing Depot., P.O. Box 529,
Amstelveen-1134, Netherlands,
Ph. (020) 47 20 21.
Japan-Yokogawa-Hewlett-Packard Ltd., Ohashi
29-21 Takaido-Higashi 3-chome
Suginami-ku, Tokyo 168, Ph. 03-331-6111

hp MEASUREMENT **news**
COMPUTATION
product advances from Hewlett-Packard

November/December 1979

New product information from

HEWLETT-PACKARD

Editor:
Bojana Fazarinc

Editorial Offices:
1507 Page Mill Road
Palo Alto, California, 94304 U.S.A.

hp **HEWLETT
PACKARD**



HEWLETT
PACKARD

HP-33C	\$120.00
HP-34C	\$150.00
HP-38C	\$150.00
DTS-70	\$95,000.00
420C	\$110.00
Op. 001/unit	\$20.00
HFET-2202	\$98.00
(Qty. 10-49)		
HP 3000 Series 30	
HPND-4001	\$49,750.00
(Qty. 10-99)		\$14.40

5343A	\$5,200.00
Op. 004	\$250.00
Op. 011	\$350.00
HDSP-6300	\$24.00
(Qty. 125)		
7310A	\$4,950.00
11715A	\$1,550.00
64000A	\$125,000.00
full system		

PRICES
Following are U.S.A. domestic prices only.

DIRECT RESPONSE SYSTEM

For fast response, use the above reply cards. Please note that you can choose two types of HP response.

Literature. (You will receive more information on a product.)
 Please contact me. (You will receive product information and a follow-up call from a Hewlett-Packard representative.)

If both reply cards on this page have been used, contact your nearest HP field office or one of the regional offices listed on the preceding page. Or, write directly to the Hewlett-Packard Company, 1820 Embarcadero Road, Palo Alto, California, 94303, U.S.A.



MEASUREMENT
COMPUTATION **news**

Nov/Dec 1979

product advances from Hewlett-Packard

Check the **circle** below if you wish to receive literature only.
Check the **box** if you wish to be contacted.

- | | |
|---|--|
| <input type="checkbox"/> <input type="checkbox"/> A. HP-33C, HP-34C, HP-38C calculators | <input type="checkbox"/> <input type="checkbox"/> I. 11715A Test source |
| <input type="checkbox"/> <input type="checkbox"/> B. 7310A Graphics printer | <input type="checkbox"/> <input type="checkbox"/> J. 420C Economy crystal detector |
| <input type="checkbox"/> <input type="checkbox"/> C. 64000 Logic development system | <input type="checkbox"/> <input type="checkbox"/> K. HP 3000 Series 30 computer system |
| <input type="checkbox"/> <input type="checkbox"/> D. DTS-70 Digital PC board test system | <input type="checkbox"/> <input type="checkbox"/> L. HDSP-6300 LED display |
| <input type="checkbox"/> <input type="checkbox"/> E. 6259B-6274B dc Power supplies | <input type="checkbox"/> <input type="checkbox"/> M. Optoelectronic designers catalog |
| <input type="checkbox"/> <input type="checkbox"/> F. 5343A Microwave counter | <input type="checkbox"/> <input type="checkbox"/> N. HPND-4001 Beam lead PIN diode |
| <input type="checkbox"/> <input type="checkbox"/> G. Application Note #163-2 | <input type="checkbox"/> <input type="checkbox"/> O. HFET-2202 GaAs FET |
| <input type="checkbox"/> <input type="checkbox"/> H. Brochures for rack mounting HP instruments | |

PLEASE PRINT and include zip code

Name _____

Company _____ Title _____

Address _____

City _____

State _____ Zip _____

Telephone Number _____ 50A



MEASUREMENT
COMPUTATION **news**

Nov/Dec 1979

product advances from Hewlett-Packard

Check the **circle** below if you wish to receive literature only.
Check the **box** if you wish to be contacted.

- | | |
|---|--|
| <input type="checkbox"/> <input type="checkbox"/> A. HP-33C, HP-34C, HP-38C calculators | <input type="checkbox"/> <input type="checkbox"/> I. 11715A Test source |
| <input type="checkbox"/> <input type="checkbox"/> B. 7310A Graphics printer | <input type="checkbox"/> <input type="checkbox"/> J. 420C Economy crystal detector |
| <input type="checkbox"/> <input type="checkbox"/> C. 64000 Logic development system | <input type="checkbox"/> <input type="checkbox"/> K. HP 3000 Series 30 computer system |
| <input type="checkbox"/> <input type="checkbox"/> D. DTS-70 Digital PC board test system | <input type="checkbox"/> <input type="checkbox"/> L. HDSP-6300 LED display |
| <input type="checkbox"/> <input type="checkbox"/> E. 6259B-6274B dc Power supplies | <input type="checkbox"/> <input type="checkbox"/> M. Optoelectronic designers catalog |
| <input type="checkbox"/> <input type="checkbox"/> F. 5343A Microwave counter | <input type="checkbox"/> <input type="checkbox"/> N. HPND-4001 Beam lead PIN diode |
| <input type="checkbox"/> <input type="checkbox"/> G. Application Note #163-2 | <input type="checkbox"/> <input type="checkbox"/> O. HFET-2202 GaAs FET |
| <input type="checkbox"/> <input type="checkbox"/> H. Brochures for rack mounting HP instruments | |

PLEASE PRINT and include zip code

Name _____

Company _____ Title _____

Address _____

City _____

State _____ Zip _____

Telephone Number _____ 50A

Place
Postage
Here

HEWLETT-PACKARD
1820 Embarcadero Road
Palo Alto, California 94303

Place
Postage
Here

HEWLETT-PACKARD
1820 Embarcadero Road
Palo Alto, California 94303



One company can cut keyboard costs. Even when their keyboards cost more.

The most expensive mistake you'll ever make selecting a keyboard could be spending too little. In the long run, that adds up to cutting corners, not costs.

So to make sure you get the keyboard that really meets your needs, MICRO SWITCH uses Value Engineering.

Through Value Engineering, we look at your particular product needs to design a cost-effective solution to your problems. That means designing a keyboard that interfaces with your total system and meets your needs. Precisely.

It also means we can often lower your total system cost. For example, we might be able to incorporate into a keyboard several levels of codes that you had been paying for separately. And at a much higher cost.

Or maybe customize

integrated circuits to provide you more logic for less money.

Besides giving you cost-efficiency, MICRO SWITCH keyboards out-feature practically every other in the industry.

You can choose LED or incandescent lighting. Tactile or linear feel. Sealed versions for military and industrial uses. Alternate or momentary action. Encoding techniques that'll meet any code requirement.

There are also wired-only assemblies or separate modules available. And you can pick from the industry's largest legend library.


Standard, solid state Hall-effect technology throughout the line delivers reliability no mechanical keyboard can offer. Plus, we back up every keyboard we make with a 1% Acceptable Quality Level and a two-year

warranty.

It all adds up to quality you can put your fingers on every time.

For more information, call 815/235-6600.

With MICRO SWITCH, you'll be paying for keyboards instead of mistakes.



MICRO SWITCH

FREEPORT, ILLINOIS 61032

A DIVISION OF HONEYWELL

MICRO SWITCH products are available worldwide through Honeywell International.

Circle 27 for data



8088: Twin Reality

Intel unveils the ultimate 8-bit CPU. Powerful. Practical. Beneath the surface, the heart of an 8086.

True beauty is never skin deep. Such is the case with our new 8088 microprocessor. On first impression, you'll see a powerful third generation CPU with the convenience and practicality of an 8-bit bus. Look closer and you'll discover the remarkable 16-bit internal architecture, megabyte addressability and advanced instruction set of our 8086.

The 8088 is both. Therein lies its ultimate beauty.

When we introduced the 8086 family more than 18 months ago we called it a new beginning, a microcomputer system architecture so advanced it would deliver a dramatic increase in system sophistication, performance and expandability. Now the 8088 delivers the same performance increase for 8-bit designs.

8088: Designed with reality in mind.

We built the 8088 to perform in the type of systems you're designing today and well into the future, too.

Advanced arithmetics, including 8- and 16-bit multiply and divide, boost computational thrupt for your most complex mathematical and control applications. But the 8088 is much more than a superb number cruncher.

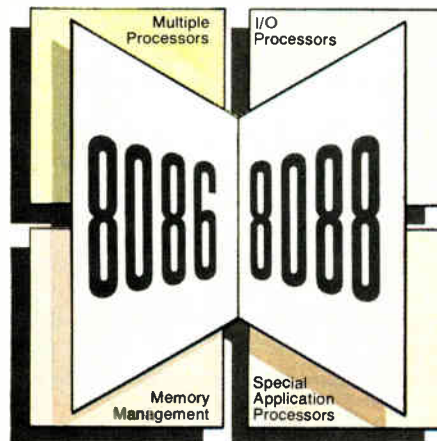
Its byte-wide orientation and extensive string-handling instructions give it unprecedented capabilities—block moves, string comparisons, data scans and translations—that make the 8088

the ideal CPU for your business-oriented applications as well.

The 8088 addresses up to a megabyte of memory, in 64K byte segments. Segmentation and efficient register utilization enabled us to build in the capability for such minicomputer-like features as instruction pre-fetch, re-entrant code, position independent code and dynamic relocation. And 64K I/O space and indirect I/O simplify programming even further.

Make your own reality.

Any way you look at it, the 8088 is a tantalizing prospect. If you are upgrading your 8080, 8085 or Z80 design, the basic 5MHz 8088 delivers two to five times



the performance, yet preserves your entire hardware investment. And with the CONV-86 code converter and PL-M/86 compiler, your software can be easily upgraded, too.

The 8088's 100% software compatibility with its 16-bit twin ensures the smoothest possible transition to any future 16-bit processor needs.

Its 16-bit internal architecture

and elegant instruction set are super efficient for implementing high-level, block-structured languages such as Pascal or PL-M/86.

Etched into its HMOS* circuitry, the 8088 allows compatible interface to multiprocessing configurations with the 8086 and Intel's new generation of I/O processors, math processors, memory managers and distributed intelligence configurations.

For more space—and cost-sensitive applications, though, four other readily available Intel® bus multiplexed peripherals combine with the 8088 for a complete 8-bit system of unprecedented performance.

The future has arrived.

Because the 8088 shares the instruction set and object code of her more powerful sister, the same Intellec® development system and software package you use for 8086 program development fully support the 8088, too.

Put some true beauty into your new designs. You can order the 8088 support components and development system from your local Intel distributor, or with a single call to your Intel sales office. Or write: Intel Corporation, 3065 Bowers Avenue, Santa Clara, CA 95051. Or call (408) 987-8080.

*HMOS is a patented Intel process.

intel® delivers.

Europe: Intel International, Brussels, Belgium. Japan: Intel Japan, Tokyo. United States and Canadian distributors: Arrow Electronics, Alliance, Almac/Stroum, Component Specialties, Cramer, Hamilton/Avnet, Harvey, Industrial Components, Pioneer, Wyle/Elmar, Wyle/Liberty, L.A. Varah and Zentronics.

Circle No. 29 for information



The First Family of ATE is first in test probes, too.

Fairchild probes are first in design innovations to provide reliable node contact during PCB testing, first in quality to extend probe life, and first with new production technology to assure precision manufacture and assembly. All probe styles are ready for delivery. For free samples and our catalog, just give us a call or write Fairchild Test Systems Group, 15 Avis Drive, Latham, New York 12110. (518) 783-3700

FAIRCHILD

Test Systems Group

Circle 30 on reader service card

Meetings

Computer Networking Symposium, IEEE Computer Society (Box 639, Silver Spring, Md. 20901) *et al.*, National Bureau of Standards, Gaithersburg, Md., Dec. 12.

Conference on Decision and Control, IEEE, Galt Ocean Mile Hotel, Fort Lauderdale, Fla., Dec. 12-14.

Winter Consumer Electronics Show, Electronic Industries Association, Convention Center, Hilton and Jockey Club Hotels, Las Vegas, Nev., Jan. 5-8.

Sixth Semiannual ATE Seminar and Exhibit and First Annual Test Instruments Conference, Benwill Publishing Corp. (1050 Commonwealth Ave., Boston, Mass. 02215), Convention Center, Pasadena, Calif., Jan. 7-10.

Second Design and Finishing of Printed Wiring and Hybrid Circuits Symposium, American Electroplaters' Society (1201 Louisiana Ave., Winter Park, Fla. 32789), San Francisco Hilton, Jan. 15-17.

TV Mex, the TV Microelectronics and Microprocessing Exhibition, and IDEA, the International Domestic Electrical Appliances Exhibition, Montbuild Ltd. (11 Manchester Sq., London W1M 5AB, England), National Exhibition Centre, Birmingham, England, Jan. 15-17.

VHSIC—A New Era in Electronics, American Institute of Aeronautics and Astronautics (Box 91295, Dept. VHSIC, Los Angeles, Calif. 90009), Hyatt Regency, Cambridge, Mass., Jan. 21-22.

Advanced Semiconductor Equipment Exposition, Associated Ad-Ventures Inc. (Suite V, 4546 El Camino Real, Los Altos, Calif. 94022), Convention Center, San Jose, Calif., Jan. 22-24.

Annual Reliability and Maintainability Symposium, American Society of Mechanical Engineers, IEEE *et al.* (for information, contact N. Kutner, Burroughs Corp., Burroughs Pl.-5F48, Detroit, Mich. 48232),

San Francisco Hilton, Jan. 22-24.

Communication Networks '80, The Conference Co. (60 Austin St., Newton, Mass. 02160), Sheraton Washington, Washington, D. C., Jan. 28-30.

Fifth Topical Meeting, Integrated and Guided Wave Optics, Optic Society of America (200 L St. N. W., Washington, D. C. 20036) and IEEE, Hyatt-Lake Tahoe, Incline Village, Nev., Jan. 28-30.

11th International Symposium for Mini and Microcomputers, International Society for Mini and Microcomputers (P. O. Box 2481, Anaheim, Calif. 92804), Asilomar Conference Grounds, Pacific Grove, Calif., Jan. 30-Feb. 1.

Annual Television Conference, Society of Motion Picture and Television Engineers (862 Scarsdale Ave., Scarsdale, N. Y. 10583), Sheraton Centre Hotel, Toronto, Feb. 1-2.

Eighth Semiannual Conference on Federal ADP Procurement: New Departures, American Institute of Industrial Engineers (P. O. Box 3727, Santa Monica, Calif. 90403), Shoreham Americana Hotel, Washington, D. C., Feb. 4-6.

The Automated Office, American Institute of Industrial Engineers, Computer and Information Systems Division (P. O. Box 3727, Santa Monica, Calif. 90403), Statler Hilton Hotel, New York, Jan. 28-30, and Twin Bridges Marriott Hotel, Washington, D. C., Feb. 11-13.

Word/Text Processing, American Institute of Industrial Engineers, Computer and Information Systems Division (P. O. Box 3727, Santa Monica, Calif. 90403), Ambassador West Hotel, Chicago, Feb. 20-22.

Third Conference on Laser and Electro-Optical Systems, IEEE, Optical Society of America (200 L St. N. W., Washington, D. C. 20036), *et al.*, Town and Country Hotel, San Diego, Calif., Feb. 26-28.




R-OHM DIODES odds against failure: 1 billion to 1

Astronomical odds, but it hasn't happened by chance. When it comes to workmanship standards and rigid process control, we leave nothing to fate. We use no body paint that might mask microcracks or photoelectric effects. Individual glass seals and diode chips are 100% inspected for microcracks and other abnormalities, making R-Ohm diodes unfailingly reliable, even under the most severe conditions. Because our actual accumulated Field Failure Rate is only 1.2 electrical rejects in a billion, we've never had a lot rejected by a customer. Quality like that makes AQL standards obsolete. That's why the industry's most demanding OEM's have switched to R-Ohm. For immediate delivery of incredibly reliable industry-standard diodes, contact us today.


R.ohm
QUALITY · RELIABILITY

R-OHM Corporation, 16931 Milliken Avenue, P.O. Box 19515, Irvine, California 92713
Telephone: (714) 546-7750. Eastern offices: (312) 843-0404.

A CONSTANT FORCE IN A CHANGING WORLD



Stretch your memory for system flexibility.

 Mostek's Byte-Wyde family features compatible RAMs, ROMs and EPROMs. Their common pinouts allow you to interchange all three and upgrade to next generation memories without redesign.

Byte-Wyde organization is consistently *n-words x 8-bits*, so these memories match byte-oriented microcomputers perfectly. And, Byte-Wyde performance meets the demands of the very latest microcomputers.

Simple system control functions on both our static and pseudostatic memories make interfacing easy. And our Byte-Wyde family


offers state-of-the-art memory components as well as a logical package philosophy.

Mostek's Byte-Wyde memories includes RAMs, ROMs and EPROMs with density options ranging from 8K to 64K.

So, if you're designing with microcomputers, fill in and mail the attached coupon and we'll send you our Byte-Wyde Memory Design Guide.

Write: Mostek, MS 535, 1215 W. Crosby Road, Carrollton, Texas 75006. Phone: 214/323-6000. In Europe, contact Mostek Brussels at 660.69.24.

MOSTEK[®]



WYDE

With Mostek's Byte-Wyde™ family.

Please send me a Byte-Wyde Memory Design Guide.

Please have a Mostek Sales Engineer call on me.

Name _____

Title _____

Company _____

Address _____


Telephone _____

City/State/Zip _____



Circle 33 on reader service card

Berg's Clincher* connector mass terminates flat conductors quickly and reliably.



The "Clincher" on flat conductor, flat cable.

The "Clincher" on flat conductor, flex circuitry.

The "Clincher" is a superior connector system for flat conductor, flat cable or flex circuits. It offers high reliability and the lower applied cost of mass termination.

With the "Clincher," all of the flat conductors are terminated simultaneously, within 15 seconds. Cable stripping is not required. The "Clincher" system offers a substantial reduction in total installed cost over individually terminated conductors.

The "Clincher" design uses Berg's proprietary PV* receptacle, a connector of proven reliability for over a decade in data processing and telecommunications applications. The dual-metal construction of the "PV" provides a high normal force to assure highly reliable mechanical and electrical performance.

Berg's "Clincher" accepts a 1 to 2 oz. copper 0.062" wide cable. It is stackable on 0.100" centers

in double-row configurations for dense packaging. The "Clincher" mates with 0.025" pins or standard Berg headers to form a complete interconnection system.

Rely on Berg for quality performance to meet your most demanding application needs. For a brochure describing the "Clincher" system, write or call:

The Du Pont Company, Berg Electronics Division,
New Cumberland, Pennsylvania 17070.
Telephone: (717) 938-6711.



BERG
ELECTRONICS

*Du Pont Trademark

Electronics newsletter

U. S.-Canadian compromise triples down-link capacity

Delegates to the 10-week World Administrative Radio Conference due to wind up in Geneva on Dec. 5 have worked out what U. S. and Canadian delegates describe as a "stunning" solution to their dispute over use of the 11.7-to-12.7-GHz band. That band is for down links for geostationary fixed-service and direct-broadcasting satellites in the Americas. Going into the conference, the U. S. wanted to allocate the bottom half of the band for fixed service and the top half for direct broadcast. The Canadians insisted on leaving the entire band open for both, with allocations of orbital positions to avoid interference. The solution, worked out with the help of several Latin American countries, **essentially divides the 100-MHz band down the middle**, allocating the bottom half for fixed service and the top for direct broadcasting, **but also permits direct broadcasting in which power limits do not exceed 53 dBW in the bottom half of the band and some fixed service in the top.** The net result is roughly three times as much capacity for both kinds of satellites.

Development system supports for processors, says Tektronix

Taking a cue from semiconductor manufacturers, who often announce a product before production begins in order to reserve space in highly competitive markets, Tektronix Inc. of Beaverton, Ore., is raising the curtain on its 1980 Microprocessor Development Lab (MDL) advances. The company claims its MDL 8002A, a universal system, is the first to support all four major 16-bit microprocessors. Already capable of supporting the Texas Instruments TMS9900, **the 8002A will have assemblers and prototype-debugging packages for the Intel 8086 and Zilog Z8000** by the second quarter of 1980 and for the Motorola 68000 by the third quarter. Programs will be downloaded from the MDL through a peripheral unit that permits real-time prototype analysis and in-circuit emulation of these 16-bit processors, in addition to 8-bit devices.

Pentagon expects export control update results in a year

The Defense Department expects significant results by October 1980 in its effort to update and possibly simplify technology export license regulations **by identifying and categorizing critical technologies**, according to William J. Perry, under secretary for research and engineering. The results will be the product of nine industry-named Critical Technology Export Groups and 13 Technology Task Groups comprising Federal agency specialists.

The seven export electronics groups involve: array processors; acoustic arrays; computer networks; high-energy lasers, large-scale integration production; infrared detection; and structures, materials, and processes. Nine of the 13 technology groups oriented toward electronics equipment deal with: avionics and navigation, computers, telecommunications, transportation, instrumentation, semiconductors and materials, components, photography, and military equipment and materials.

Technology transfer beyond U. S. control, OTA tells congress

The U. S. may be wasting its time trying to control the transfer to the Soviet Union of Western electronics and other civilian technologies that may also have military applications. That is a key conclusion of a 300-page analysis delivered at the end of November to Congress by its Office of Technology Assessment (OTA). Titled "Technology and East-West Trade," the report finds that such U. S. allies as Japan, West Germany, France, and Great Britain view the sale of technology as "primarily an

economic issue," and do not share U. S. concerns over the political, military, and strategic implications of maintaining tight controls over so-called dual-use technologies. Moreover, the report notes, there is little the U. S. can do to prevent Soviet acquisition of all Western civilian technology it can use militarily, since the U. S. is not the sole source.

14-bit s-to-d converter housed in one package

In a move away from complex hybrid circuits and toward a greater monolithic capability, ILC Data Device Corp. will be offering a 14-bit synchro-to-digital converter in a single package. A major supplier of military-grade converters, the Bohemia, N. Y., company currently offers the converter housed in two packages, with several dozen chips making up the multilayer hybrid circuits. **The new converter will have three customized monolithic chips bonded onto a single-layer substrate** and is scheduled for delivery early next year.

Microwave system that detects, treats tumors is tested

A microwave system capable of both detecting and treating tumors using microwave heating, or hyperthermia [*Electronics*, April 26, p. 88], has completed first tests at Norfolk General Hospital in Virginia. Developed by Kenneth L. Carr, senior vice president of Microwave Associates Inc., Burlington, Mass., the system may be the first to combine both detection and treatment capabilities. **Ultimately, cancers could be treated almost simultaneously with diagnosis.** The detection scheme also may be the first to take advantage of cancerous tissue's tendency to heat faster than healthy tissue when irradiated with microwave energy. A C-band radiometer is the system's sensor, and a 25-W variable-frequency solid-state microwave source is used to heat tissue, both for detection and treatment. In the recent tests, sponsored by the National Aeronautics and Space Administration, 14 patients were examined; a tumor that conventional diagnostic techniques had missed was detected in one.

Zenith, GE want in on disk market

Convinced that video disk players represent a larger market than video cassette recorders, Zenith Radio Corp., General Electric Co., and other U. S. television assemblers are not going to leave the market to RCA Corp.—which is scheduled to unveil its SelectaVision on Dec. 7—and Magnavox. **GE is now looking for design engineers to build prototypes, and Zenith vows to come out with its own unit soon, too.** Knowledgeable consumer electronics marketers predict that video disk player sales will exceed video cassette recorder sales within three to five years of national distribution. However, all sides concede that RCA's SelectaVision will be tough to beat because of its unique position: its access to software and the fact that it will also make its own disks.

Addenda

The first add-in memory system, a quarter-megabyte model, for Digital Equipment Corp.'s VAX 11/780 super minicomputer is coming next February from Mostek Corp. of Carrollton, Texas. . . . Japan's Sharp Corp. will start production next spring of the Zilog Z8000 and Z8.

ELECTRONIC ARRAYS JOINS THE BIG GUYS WITH ROMS, RAMS AND EPROMS.

Very few companies offer a complete range of NMOS ROMs, RAMs and EPROMs. Most of them are very large, except one, Electronic Arrays.

At Electronic Arrays you'll get big company technology but you *won't* get the big company runaround on delivery and quality.

The EA2114L 4K static RAM can be ordered in any of five access speeds ranging from 150 to 450 nsec.

If you need UV EPROMs the 8K EA2708 and 16K EA2716 are available.



For 8K, 16K and 32K ROMs with fast access times and equally quick deliveries, the EA8308, EA8316 and EA8332 are the solution.

If hassle-free service and quality memories interest you, contact Electronic Arrays, 550 East Middlefield Road, Mountain View, CA 94043, (415) 964-4321. Philadelphia (215) 643-1447. Chicago (312) 858-8508.

ELECTRONIC ARRAYS. MEMORIES.



Pick the interface that really fits.



Why compromise? MMI's broad line of LS and S octal interface lets you pick the exact part you need every time.

With the industry's largest interface line—64 devices in all—MMI can offer you the design options you need. Our line includes all the popular devices in the standard 74/54 line as well as compatible MMI designs.

You can choose from standard devices including the 74LS373 latch or 74LS374 register. Or save a socket with our optional inverted-output equivalents of these parts. A 32mA output option is available on several S latches and registers.

Our broad selection of buffers includes the popular 74LS240 and 74LS241 and comes in both LS and S versions. Or gain additional noise immunity with our true Schmitt trigger option on the LS devices.

And now... an octal transceiver.

Good news. We're adding to our line of interface and have begun production on a drop-in replacement for the popular 74LS245 transceiver.

Plus, six-week delivery on MIL-STD 883B interface.

Believe it! MMI can deliver most 54 LS and S parts, processed to MIL-STD 883B, in six weeks on orders of less than five thousand pieces.

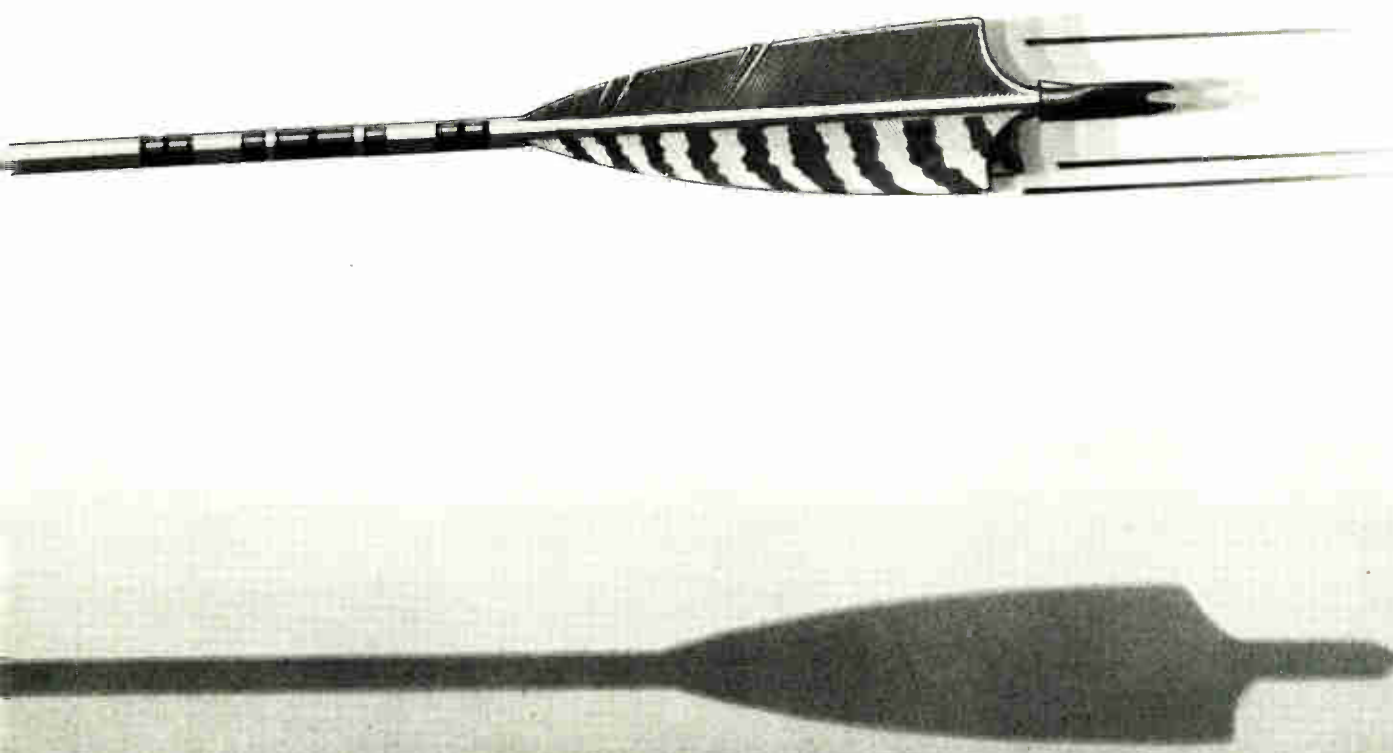
And, a low-priced interface selection for microprocessor designs.

Cut your interfacing costs with a new line of interface devices, the 68 series, specially selected by MMI for microprocessor applications.

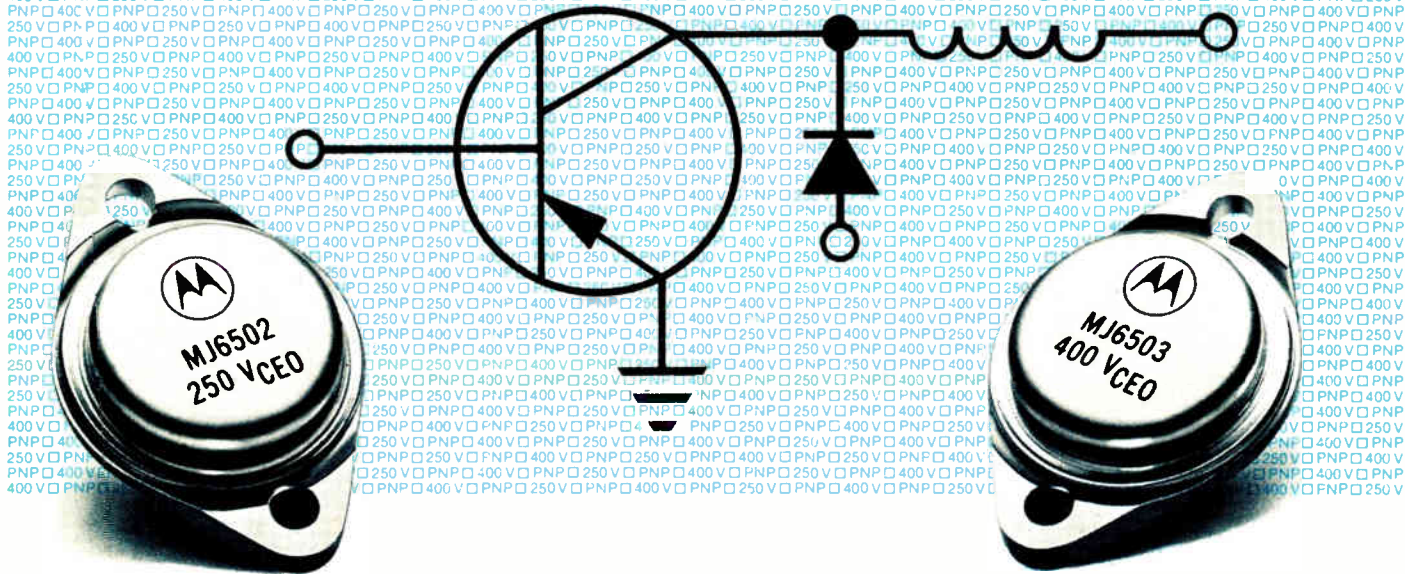
Write for complete information.

Let us tell you more. Write for complete information about MMI's line of interface devices. Please address your requests to: Applications Department, Monolithic Memories, Inc., 1165 E. Arques Ave., Sunnyvale, CA 94086.

Monolithic Memories 



Technological leadership



Make it positive and practical with the first, fast, 400 V Switchmode™ PNP Power.

High-performance, low-cost devices with cost- and material-reduced designs are hard-to-beat combinations.

That's what you've got here—high-voltage MJ6502/03 Switchmode PNP power that offers unprecedented, high-frequency advantages.

PNP makes it practical.

Up to now, PNP and high voltage didn't jibe. Electrons, hole mobilities, thick base regions and deep collectors all tended to work at odds so parts didn't switch, had no gain or were so costly nobody could afford them.

We solved all that with our superior Annular* power structure. It combines unique oxide passivation and sophisticated, high-efficiency geometry in a workable, practical device that simplifies and economizes.

PNP drives directly.

The units greatly reduce drive circuitry, particularly in bridge inverters by eliminating polarity-inverting transformers. And, in complementary designs, you can mount PNPs on the same heat sink with NPNs, cutting mechanicals and costs.

PNP is Switchmode-fast.

The family offers fast, 500 ns max resistive fall times. And 250 V and first-of-its-kind, 400 V CEOs are no surprise from the acknowledged volume PNP power leader. Each is completely

characterized on Designers™ data sheets with Motorola-originated, Motorola-standardized, Switchmode methods offering all necessary dynamic parameters in solid, practical data.

Each is packaged in a high-reliability, high-creepage-distance, steel TO-3 package.

PNP is low-cost.

PNP Type	I _C Cont (amps)	V _{CEO} (sus) (volts)	V _{CEV} (volts)	Price (100-999)
MJ6502	8	250	300	\$3.75
MJ6503	8	400	450	4.85

Prices are as attractive as performance with 100-ups close to the comparable NPN cost. Use them to optimize switching regulators, inverters, solenoid/relay drivers, motor controls and deflection circuits. Delivery's from stock or your authorized distributor. Write Motorola Semiconductor Products Inc., P.O. Box 20912, Phoenix, AZ 85036 for Switchmode PNP data for your first, fast

Innovative systems through silicon.



MOTOROLA INC.

*Patented Process

U. S. trade unit sees bad omens for IC industry

by Ray Connolly, Washington bureau manager

New study shows Japan gains in sales and productivity, while Europeans buy into American high technology

The U. S. integrated-circuits industry is now paying the price for underinvestment in new plant and equipment following the 1974-75 recession, when manufacturers failed to anticipate the market boom that followed. The price, an International Trade Commission (ITC) report to the Senate charges, is a declining share of the world export market, a steadily rising IC trade deficit in the domestic market, and increased foreign takeovers of capital-starved U. S. producers, coupled with a productivity level that appears to have fallen below that of Japan, its principal competitor.

"A modest restructuring" to come in the U. S. industry will include "the exit of some marginal small- and middle-size firms," as well as a drop in the number of new business entries in the face of stiffer capital requirements, the 10-month study concludes. Nevertheless, ITC's Nelson Hogge, a principal author of the report, sees no conflict between this bad news and the good portents that the U. S. industry will enjoy continued growth in absolute terms, world leadership in technological development and production, and steady profitability.

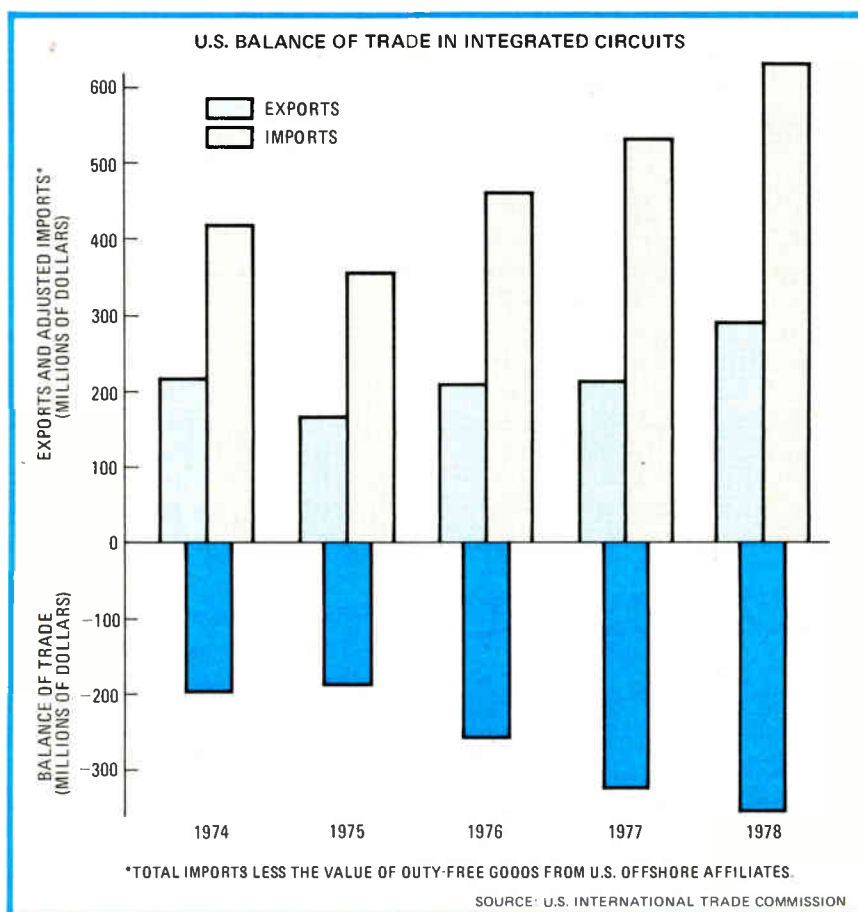
Hogge insists that the growth forecast is not incompatible with the stiffer competition facing the U. S. However, the Semiconductor Industry Association's counsel in Wash-

ington, Peter B. Archie, is equally firm in his insistence that the ITC's optimistic outlook is unsupported by the report's statistics.

Controversial. The Senate subcommittee on international finance, which has scheduled a Jan. 15 hearing on the 150-page report, acknowledged that "there is some controversy about the forecast." The hearing will address that issue and other aspects of the report with witnesses from the ITC, other trade experts from Government, the SIA, and other

industry witnesses, says subcommittee staff member Robert Russell. The report, titled "Competitive Factors Influencing World Trade in Integrated Circuits," was requested last autumn by the subcommittees on international trade and on international finance. The trade subcommittee will not decide before January what action, if any, to take on the report, according to staff member David Foster.

What the ITC study's 72 tables and charts show are mostly bad signs



for the U. S. industry's world market domination. Using data assembled from a survey of U. S. and Japanese companies and Government agencies, plus publicly available information on the European Economic Community (which refused to participate), the study says:

■ The U. S. share of the world's IC export market is steadily slipping, dropping from 91% of the \$705 million market in 1974 to 79% of the \$1.6 billion exported in 1978. Almost all of this loss was absorbed by Japan, the ITC says.

■ The U. S. trade deficit in ICs is steadily growing (see bargraph, p. 41), from \$196 million in 1974 to \$349 million in 1978 after adjustment to eliminate duty-free imports under the U. S. Tariff Schedule. Sections cover partially processed U. S. products exported for further processing and then reimported and products assembled and processed offshore from U. S. parts. Imports subject to duty have risen at a far faster rate than exports in the five-year period.

■ Foreign investment in American IC producers has risen in the decade since 1969 from the \$285,000 used by Canada's Northern Telecom Ltd. to acquire 12.4% equity in Monolithic Memories to this year's \$397 million takeover by France's Schlumberger Ltd. of Fairchild Camera and Instrument. All told, 19 U. S. companies have sold part or all of their equity to foreign companies for \$584 million. "Foreign investment," the ITC says, "has been directed at high technology firms located in the area south of San Francisco," with most of the money coming from Western Europe. Japan's share of this total is only 3.17%, involving four transactions. The growing level of foreign investment is attributed by the ITC to "poor financial performance by certain U. S. producers and depressed conditions in the U. S. stock market" that limits capital availability.

Japanese IC producers have achieved a higher unit of output than the U. S. industry on the basis of aggregated investment in research, plants, and equipment, the ITC

claims in one of its more controversial conclusions. When shipments and exports per employee were measured, the ITC states, Japan took the lead away from the U. S. in 1976-78 and that spread is widening. To achieve its nearly \$3.7 billion in 1978 shipments, the U. S. industry invested 24%, or \$897 million, in plants and equipment and spent 14%, or nearly \$530 million, on research and development. Japan's more rapidly growing IC industry, operating on a much smaller base, reportedly had 1978 shipments of about \$1.1 billion, according to sources familiar with the unedited version of the ITC report, which withheld the Japanese totals on the basis of confidentiality.

This figure would put Japan's \$172 million invested in plant and equipment at about 16%, so shipments required only two thirds the investment needed for U. S. output. On the other hand, the Japanese R&D investment of \$199 million for the year would represent 18% of shipments, a third better than the U. S. figure.

However, the SIA is challenging the ITC estimates of higher Japanese productivity. "Any significant disparity would be highly surprising, because manufacturing equipment and processes in both countries are identical," the SIA's executive director, Tom Hinkelman, comments. "The Japanese investment data should be verified."

Communications

Frequency synthesizer uses SOS process, integrates prescaler, switches in 50 μ s

Moving its burgeoning silicon-on-sapphire program a step closer to commercial realization, Rockwell International Corp.'s Microelectronics division has developed an SOS frequency synthesizer. Such a chip benefits significantly from the combination of high speed and low power offered by complementary-MOS on a sapphire substrate.

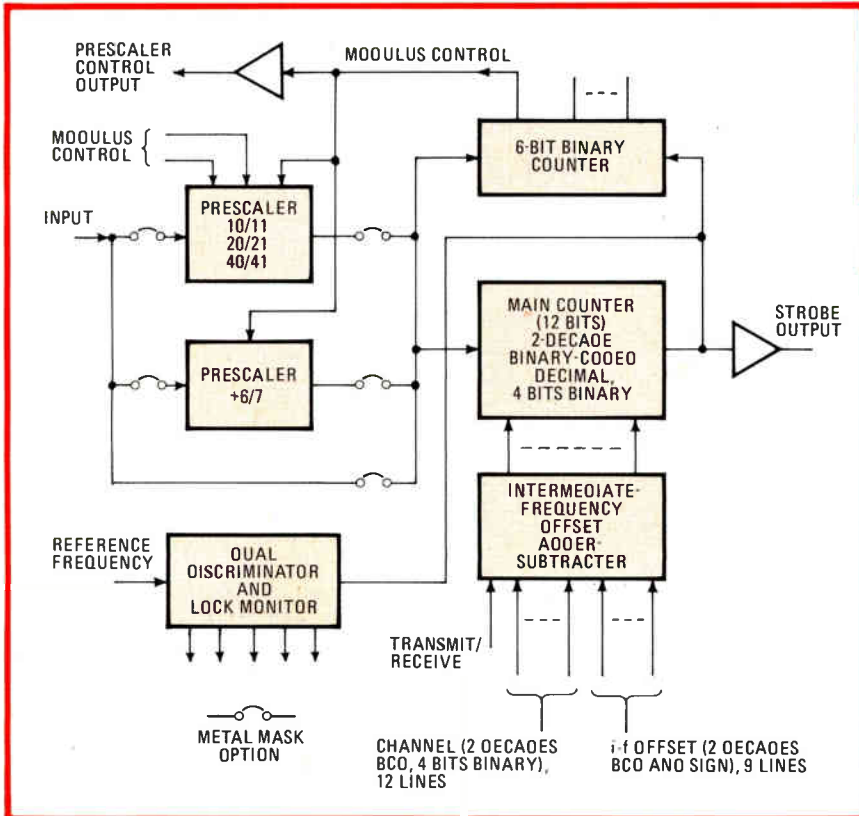
"A frequency synthesizer is a nice thing to do with C-MOS on sapphire because it requires front-end speed in the incoming signal going into a chip, and that's where SOS can really shine," says Ray Kjar, manager of SOS products for the Anaheim, Calif., division.

Plans. The new chip is intended for a wide range of applications in the very- to ultra-high-frequency regions, although at the moment outside sales are forbidden by sister division Collins Radio, which financed development. However, Rockwell does see significant market niches for this and other SOS devices developed for in-house use. Also, the company is pushing its SOS technology for increasingly dense devices [*Electronics*, June 7, p. 48].

The synthesizer has 3-micrometer channel lengths, operates at 120 megahertz, and typically dissipates 25 milliwatts. So far, a 7-volt power supply is required, says Kjar, but Rockwell is aiming at getting this down to the more standard 5 v, just as it is working to boost operating frequency up to 160 MHz or so. Power consumption drops with the operating frequency until leakage of 10 microwatts dominates at frequencies below 100 kilohertz.

Since much of the synthesizer's performance depends on what is required by the communications system in which it is used (in Collins' case, military radios for the Navy), it can be made as accurate as the on-chip frequency-reference standard dictates, with several kinds of outputs. The switching rate can be as fast as 50 microseconds, says Kjar. Getting to the higher uhf frequencies, where more avionic and commercial applications open up, "simply involves the choice of the appropriate prescaler," he says.

The importance of the Rockwell synthesizer as an advanced SOS development is noted by a researcher



Precious stuff. Rockwell's new frequency synthesizer on a chip uses silicon-on-sapphire technology and features a choice of two types of prescalers or none at all.

working with the technology at Hewlett-Packard Co. He terms the performance of 120 MHz at 25-mW dissipation and 50- μ s microsecond switching "very significant."

On-chip prescaler. Particularly impressive is the fact that the synthesizer is capable of uhf operations with a prescaler integrated on chip, he says. Many applications outside Rockwell certainly can use the synthesizer, he confirms.

On the chip (see figure) are 1,500 transistors in an area 115 by 140 mils. All inputs and outputs are compatible with TTL and n-channel devices.

Word of this C-MOS-on-sapphire product has leaked out and already triggered requests to buy it, Rockwell says. It is thus an example of an SOS product with a market niche foreseen by the division, Kjar says.

The firm will avoid general microprocessor and memory products, where n-channel speed advances already negate SOS's advantage. The need to charge premium prices also

would work against the technology here, he says.

Meanwhile, further work in C-MOS on sapphire at Rockwell's nearby Electronics Research Center is pushing device density in an advanced version of a Viterbi decoder. Whereas the original device had 8,188 transistors on a 124-by-184-mil die, the new one crams 33,000 transistors onto an area of 170 by 250 mils.

-Larry Waller

Industrial

Control system uses multiple 8048s

Add another chip maker to the list of semiconductor houses offering systems for industrial markets. Intersil Inc. is launching its Remdacs—for remote data-acquisition and -control system—that makes liberal use of microcomputers to fit onto compact circuit boards, transmitting digital

signals long distances over an inexpensive twisted-wire pair.


By putting an 8048 at each remote sensing station, Remdacs can handle voltage and temperature transducer inputs while supplying digital outputs to a central receiver/transmitter card. The receiver/transmitter incorporates its own 8048 for data-flow control to and from a central computer and for formatting messages of either 24- or 44-bit words to as many as 512 remote stations.

New business. With the demand for microprocessors and other integrated-circuit logic so strong, chip makers' diversification into such systems business may seem unnecessary. What they see coming fast is the day when even one-chip microcomputers are jelly-bean parts available from many vendors.

So the time is ripe to seek new markets, and systems business is the logical step up from chip vending. Intersil is far from the first to make the move; among the chip makers already in the industrial market are Intel, which offers the iCS 80 industrial controller [*Electronics*, March 1, p. 50]; Analog Devices with a large line of industrial controllers, including Macsym 20 [*Electronics*, Nov. 8, p. 40]; and Texas Instruments, which even offers a speech-synthesis module for manufacturers of industrial controllers [*Electronics*, Nov. 8, p. 44].

The Cupertino, Calif., firm is noted for its complementary-MOS parts, and it will replace the 8048 with its own C-MOS version when it becomes available. The first Intersil version coming in late spring, will be the 87C48 with an erasable programmable read-only memory, and Remdacs will use that part until the 80C48 comes on line in a year.

The Remdacs architecture employs remote distributed intelligence, unlike industrial systems from some other chip makers, because the company thinks it will be cheaper in the long run. With a microcomputer plus the necessary multiplexers and analog-to-digital converters and each remote station, the system can forgo the complex and expensive wiring and signal conditioning neces-



Handful. Intersil fits its new remote data-acquisition and -control system on compact cards; at left is the receiver/transmitter and at right is one of the remote stations.

sary to transmit analog inputs to a host central processing unit.

The remote microcomputers also relieve the host CPUs of many overhead tasks. Intersil sees typical applications as energy management systems for large buildings, process monitoring for a variety of industries, and test-bed instrumentation.

Remdacs actually consists of four types of boards: two types of remote stations, the receiver/transmitter, and an RS-232-C card when communication via a serial interconnection to the computer is preferred to a parallel one. A sample system, available now, consists of one of each type of board and costs \$1,000.

One type of remote station handles voltage signals, either 16 single-ended inputs or 8 differential inputs, with one digital input/output channel. The other type handles one temperature input and has four digital I/O channels.

Dual protocol. The dual-length message format permits addressing of 256 remote stations with 24-bit words and 256 with 44-bit words. The transmission speed is user-selectable from 150 to 4,800 bauds.

The 24-bit word is intended for

applications in which the amount of acquired data is small and the maximum system throughput is crucial. The 44-bit word is directed toward applications needing more data per message, with better integrity. It uses an 8-bit cyclic redundancy check in place of the shorter word's 4-bit checksum error check. The other 16 bits provide two more data bytes.

-Benjamin A. Mason

Office automation

Software integrates many functions

Computer systems tying together more than one business function represent the leading edge of office-automation technology. A key example comes from Datapoint Corp., which is launching software that integrates word processing and electronic mail with data-processing and telecommunications-management capabilities already part of the San Antonio company's systems.

Notable among software enhancements are a program that can search

the data memory by content and one that integrates the management of data transfer and the telephone system. They are part of a package including new hardware [*Electronics*, Nov. 22, p. 34] unveiled at the annual meeting in New York last week. Datapoint has made its name as a maker of distributed data-processing equipment and sees its future as supplier of a range of products that can add up to a totally automated office.

Content-addressable. Likely to draw particular attention is the content-addressable access scheme, part of the word-processing package. Known as AIM, for associated index method, it allows files of up to 12.5 megabytes (about 65,000 documents) to be searched for all mention of free-format, user-specified key words, partial words, phrases, or sets of words.

"What we've developed here is an access technology that lets you call whatever you're filing nothing. But you can retrieve it by calling it anything," explains Jonathan Schmidt, vice president for advanced product development.

Such a system can save more time than traditional numbered indexing methods and can prevent loss of information due to misfiling. Similar capabilities using a hardware implementation have been under development by a number of computer companies, including International Computers Ltd. of the UK [*Electronics*, June 7, p. 73].

However, Datapoint may be the first to put content addressability into a commercially available product. AIM requires about a 10% software overhead, says Gerry Cullen, vice president of product marketing. The company is not disclosing details of the program, however.

Voice and data. As part of its new electronic message service, the company offers communication among terminals within an office. It also has integrated management of data transmission with its existing LDCS long-distance control system, which performs such functions as least-cost routing of telephone calls. One new benefit is the ability to queue low-

THIS IS KONTRON

MULTIMETERS



DMM 3020
Digital Multimeter

DMM 4020
Digital Multimeter

CPV4 Calculating
Programmable Voltmeter

Kontron's family of multimeters ranges from our 3½-digit 3020 to our unique Calculating Programmable Voltmeter (CPV 4). Our multimeters feature elegant craftsmanship and rugged metal cases that provide excellent EMI shielding. No extra calibration equipment is required because the DMM 3020 and DMM 4021 have built-in function

checks for internal recalibration. Our DMM 4020 features 0.02% accuracy. All 4½-digit units perform true RMS measurement and hold-probe capability. Some standard features of all our DMM's include:

- Built-in charger for Ni-Cad batteries
- 10A current measurement in DC and AC

- Built-in function check (3020, 4021)

Get our data sheets for all the technical details and the name of a Kontron sales and service organization near you.

Write or call
Kontron Electronic Inc.,
700 South Claremont Street,
San Mateo, California 94402.

MULTIMETERS:

FOR DATA ON KONTRON® MULTIMETERS, COUNTERS, PROM PROGRAMMERS
AND PRINTERS, CALL (800) 227-6854. IN CALIFORNIA CALL (415) 348-7291.



Circle 45 on reader service card

Infrared gives the word

Infrared radiation is beginning to attract attention as a means of low-cost flexible data transfer between computers over short distances. Datapoint Corp. introduced new hardware last week that uses IR light to transmit data between computer networks in different buildings. LightLink, as the company calls it, may be the first commercially available IR data transfer. However, several companies have reported work on the concept, including IBM [*Electronics*, Sept. 28, 1978, p. 41].

LightLink will transfer data at 2.5 megabits per second using modulated, noncoherent IR radiation for line-of-sight transmission of digitized data between computer networks up to two miles apart. Each box houses spontaneous-emission diodes and avalanche-diode detectors necessary for full-duplex communication with only 1 milliwatt of output power.

When extreme atmospheric conditions cause intolerable transmission impairment, the system is programmed to shut down automatically until conditions improve, Datapoint officials point out. Additional circuitry for implementation of the National Bureau of Standards' data encryption standard is also available.

Using available components, data rates as high as 10 Mb/s are attainable with the LightLink technology, notes Vic Poor, senior vice president for research and development. Since the 2.5-Mb/s rate is sufficient for the company's attached-resource-computer (ARC) network, multiplexed channels are possible.

Priced at \$24,750 per pair, LightLink was designed with an eye toward cutting the cost and inconvenience associated with other communication techniques. Unlike microwave transmission, no time-consuming licensing procedure is required to use an IR link, notes Poor. The high cost of laying an underground coaxial cable can also be avoided.

priority data messages for transmission over flat-rate voice lines during times of light use.

The foundation of Datapoint's integrated office is its attached-resource-computer (ARC) network architecture. This relies on a high-speed bus to link as many as 255 multifunction processors in a network sharing a data base, says Cullen. Word processing and electronic mail service may be licensed for \$750 and \$1,500 respectively, plus appropriate media charges. New hardware includes the light-link communication device (see "Infrared gives the word"). The office package is scheduled to be available in early February.

Buildup. As a pioneer in distributed data processing, the 11-year-old San Antonio, Texas, firm brought out one of the first intelligent terminals in 1970. That machine led to its current line of multifunction business processors, which can be used on a stand-alone basis or as add-on units in the ARC network concept introduced in late 1977.

The company "certainly caught

the crest of the wave in the distributed-processing area," says William Becklean, an analyst with Bache Halsey Stuart Shields Inc.'s technology group in Boston. Since 1975 sales have zoomed at an annual growth rate averaging nearly 50% from \$47 million to \$232 million in the fiscal year ending July 31.

Datapoint's new software is the latest, and among the most comprehensive, of recent office-automation product introductions. The most competitive product is Wang Laboratories Inc.'s Integrated Office Systems, introduced last summer, although Datapoint will also face IBM's complex of products, including the recently introduced 5520 and a variety of other competitors currently merging word and data processing [*Electronics*, July 19, p. 81].

Some observers criticize the Datapoint approach, arguing for a need for a more powerful processor. However, Vic Poor, senior vice president for research and development, dismisses such criticism, noting that ARC allows users to build a system that can operate at much faster

speeds than most mainframes by simply adding processors. Each works like a partition in a mainframe, capable of running its own cycles without slowing down the overall calculation rate of the system.

Poor acknowledges that the largest partition that can run is limited to the largest amount of memory available on an individual Datapoint processor, which is currently 256 kilobytes. However, such a size suits almost all business applications, where the most important consideration is the very high transaction rates that an ARC system can deliver, Poor argues. **-Wesley R. Iversen**

Packaging & production

Polyimide insulator improves liftoff

In the quest for ever finer metalization patterns for semiconductors, Hitachi Ltd. researchers have developed a new processing technique that employs a polyimide film as the liftoff layer. This approach permits deposition of the metals at high temperatures, significantly increasing yield, the researchers say.

Liftoff is a relatively new method which deposits a thin film of metal over the entire surface of a resist-covered wafer where a circuit pattern has been exposed. Then a solvent removes the unexposed resist and the metal above it.

Problem. While geometries in the low micrometer range result, the poor heat resistance of the resists used as the liftoff layer requires low-temperature deposition of the metalization layer. At these temperatures, adhesion of the metal to the wafer is a problem, say Yoshio Homma, Hisao Nozawa, and Seiki Harado of Hitachi's Central Research Laboratory in Tokyo.

What the trio has done is to use the Hitachi version of PIQ, or polyimide isoindroquinazolinedione, [*Electronics*, Feb. 16, 1978, p. 48] for the liftoff layer. Such polyimide resins can withstand temperatures

A computer is only as good as its software.



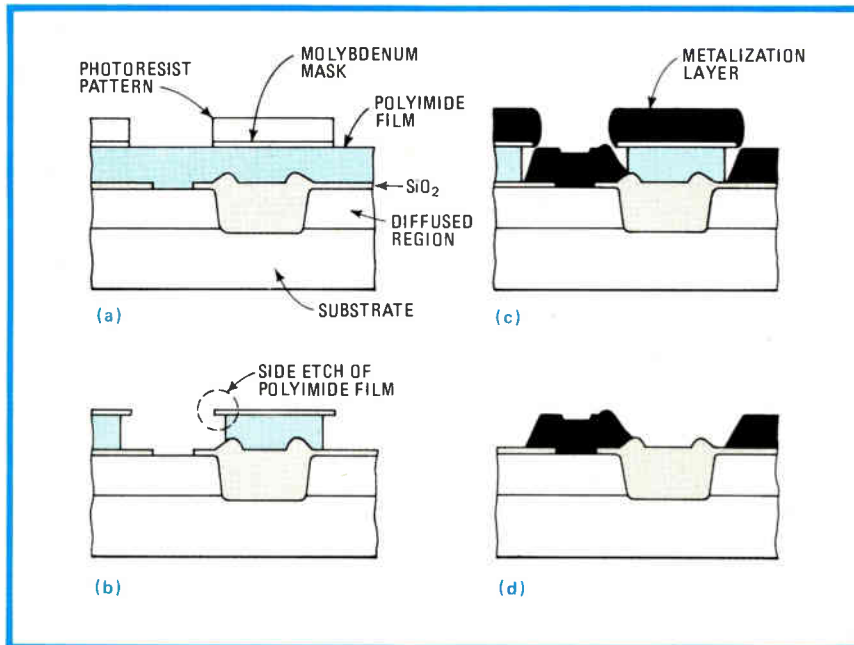
MICROSOFT 

We set the standard.

10800 NE Eighth, Suite 819
Bellevue, WA 98004
206-455-8080 Telex 328945

VECTOR MICROSOFT
Research Park
B3044 Haasrode
Belgium
016-23-08-94 Telex 61978JEWEL B

ASCII MICROSOFT
502 Hi Torio
5-6-4 Minami Aoyama
Minato-ku
Tokyo 107, Japan
03-409-7351 Telex 2426875 ASCII J



Lifting off. Hitachi's liftoff process uses a polyimide insulating film in place of the typical resist. Significantly higher processing temperatures are possible, thereby hiking yields.

up to about 350°C and are typically used as insulation for electric wires.

As described at this week's International Electron Devices Meeting in Washington, D. C., the new process begins by spin-casting a silicon wafer with a PIQ film. Then a layer of molybdenum is deposited on this liftoff layer and etched, as shown in part (a) of the figure.

Liftoff removal. After removal of the photoresist pattern, the next step is to remove the parts of the liftoff layer exposed during the etching. Removal is by reactive sputter etching, producing a precisely controlled side etch (b).

The effect of this side etch is to separate the metalization layer on the polyimide from the same layer on the substrate (c). The separation makes the liftoff step very stable, the researchers say.

Electron-beam evaporation deposits the metalization layer, composed of alloys like aluminum silicon or aluminum copper silicon. Then electrolysis removes the liftoff layer, the molybdenum mask, and the unwanted metal on top of them (d).

The Hitachi researchers say that they have fabricated devices with two levels of metalization using holes exposed via holes. Since the metal

layer is not etched during liftoff, many different materials may be used for this layer without changing the process, they add.

The experimental devices fabricated include high-speed bipolar large-scale integrated circuits with speeds two to three times higher than those with conventional LSI. The packing density with this technique is twice that achieved with conventional chemical packaging, according to Hitachi. **-Jerry Lyman**

Military

Tacan transceiver transcends all others

The U. S. Air Force's new TRN-41 tactical air navigation transceiver weighs only about 120 pounds, breaks into packs for portability, survives parachute drops, and can run for hours or even days on its own battery. What makes this list of attributes so impressive is that other Tacan units weigh 500 to 1,000 lb, are hardly mobile without a truck or helicopter, rarely survive parachute drops, and need a motor-generator set to power them.

The TRN-41 owes its features to its solid-state design. Even its 100-watt, X-band transmitter is solid-state, using paralleled bipolar transistors, says James L. Twombly, product line director for navigational aids for the Montek division of E-Systems Inc. The West Salt Lake City division delivered the first units to the Air Force in mid-November.

Combat and cargo aircraft use Tacan's range and bearing data to plot their positions. Portable navigational aids like the TRN-41 are particularly useful because an enemy would probably begin hostilities by destroying permanent navigational aids.

The new transceiver "is built to come apart, in four major modules, for a total of seven circuit cards," Twombly says. Thus "it is field-maintainable." Built-in fault isolation also helps; the 13 most important functions are continually monitored and the status of each displayed on a small panel of light-emitting diodes. If a major flaw develops, the unit shuts itself down.

Small antenna. Getting rid of the tubes helps solve the size, weight, and power problems, but antenna design is equally important. It is an electrically short antenna of proprietary design, about 1 foot across rather than 3 ft. Despite the tricky design, the voltage standing-wave ratio has been held to less than 1.5, indicating a good match between antenna and transmitter.


The TRN-41 can serve as a sophisticated homing beacon as well as for area navigation. The range and bearing data it yields out to a range of 75 nautical miles are accurate to within $\pm 1^\circ$ in azimuth and $\pm 1/10$ nautical mile in range. Thus one can be dropped ahead of a forthcoming supply drop or be used to mark a helicopter landing zone with accuracy never before available, says Twombly.

A three-man team without prior training can assemble the TRN-41 and go on the air in 5 to 15 minutes, he says. If needed, it can be backpacked to a remote site as its three major subassemblies fit 40-lb packs.

To conserve battery power, the

Introducing mass storage for micros.

It costs like a tape, but thinks like a disk.



The TU58 cartridge tape, single or dual drive. It's the first sensible answer to micro mass storage problems.

And it's just one of the many ways Digital makes microcomputers easier to work with. Our 16-bit microcomputer family — in boards, boxes and systems — offers the most powerful, advanced and proven software on the market. We also offer hundreds of hardware tools — memory and interface boards, complete development systems, terminals and peripherals. And we back it all with over 11,000 support people worldwide.

It's the total approach to micros, only from Digital.

For more information, contact **Digital Equipment Corporation**, MR2-2/M70, One Iron Way, Marlborough, MA 01752. Or call toll-free 800-225-9220. (In MA, HA, AL, and Canada, call 617-481-7400, ext. 5144.) Or contact your local Hamilton/Avnet distributor.

Digital's 512Kb TU58 cartridge tape subsystem. At \$562 in 100's, it's priced like a tape device. But with random-access block addressing, and EIA serial interfacing, it's like no other tape drive on the market.

That's because the TU58's controller board has a built-in MPU that makes it think like a disk. It reads, writes and searches for data in blocks, instead of running serially through the whole tape like conventional systems. And the TU58's small size — the board measures just 5.2" x 10.4" (13.2 cm x 26.5 cm) — makes it easy to design into your product.

In Europe: 12 av. des Morgines, 1213 Petit-Lancy/Geneva. In Canada: Digital Equipment of Canada, Ltd.

It took the minicomputer company to make micros this easy.

digital

Circle 49 on reader service card

News briefs

Navy to develop ultrasound minidetector

The Naval Research Laboratory, now developing fiber-optic ultrasound detectors for antisubmarine sonars, will employ that technology to help the Food and Drug Administration's Bureau of Radiological Health. It will design such a detector with a minimum frequency range of 1 to 10 megahertz that is small enough to be implanted in an anesthetized laboratory animal. The FDA bureau will use the acousto-optic detector in animals exposed to diagnostic ultrasound levels. "Existing piezoelectric detectors are impractical for this application, because they are too large to be implanted in tissue without altering the field near the detector," a spokesman for the bureau says.

Wafers for IR arrays getting larger

Three-inch-diameter crystals of mercury cadmium telluride have been produced at Honeywell Inc.'s Electro-Optics Center in Lexington, Mass. Researchers also report they achieved uniformity of composition within 0.1%. Previously, wafers of that uniformity were restricted to 2-in. diameters. The larger diameter, along with high uniformity, is crucial to the development of large-scale mosaic focal-point arrays for the next generation of infrared imaging systems.

National, DEC end dispute

National Semiconductor Corp., Santa Clara, Calif., and minicomputer manufacturer Digital Equipment Corp., Maynard, Mass., agreed to drop patent suits filed against each other last fall. The suits centered around National's plans to make and market a system 200 minicomputer that would be totally compatible with DEC's PDP-11/34 system. The agreement of the companies follows National's decision to shelve its system 200 computer program [*Electronics*, Oct. 11, p. 89]

Chu to head American Electronics Association

T. Z. Chu, chairman and president of Finnigan Corp., a Sunnyvale, Calif., producer of analytical instrumentation, has been elected chairman of the American Electronics Association for 1980. A director of the trade association for the past four years, he succeeds Noel J. Fenton, who is president of Acurex Corp.

Amdahl, Memorex merger off

Unable to agree on terms, the boards of directors of Memorex Corp. and Amdahl Corp. have decided to discontinue merger discussions that began last summer. Amdahl, a Sunnyvale, Calif., producer of IBM-compatible mainframe computers, proposed a stock exchange with Memorex, a producer of IBM-compatible computer peripherals in nearby Santa Clara. The companies say they will continue to cooperate with each other on specific transactions, as in the past.

Second source signs up for D-MOS products

Semi Process Inc. of Santa Clara, Calif., has entered a second-source agreement with Signetics Corp.'s Analog division in nearby Sunnyvale for D-MOS products. The "D" signifies a process that relies on diffusion, in addition to lithography, to determine channel length or active area of chips. The accord, which covers single and quad analog switches and dual-gate radio-frequency amplifiers and mixers, also allows Semi Process to develop new D-MOS products, which Signetics may make.

transceiver usually transmits navigational signals only when interrogated, turning itself off 30 seconds after interrogation ceases. To protect the three-man crew from enemy action, the unit's operation can be

monitored through a built-in radio link that may be located as far as a mile away.

The first units were delivered to the 437th Military Airlift Wing, Charleston, S. C. According to the

Air Force Electronic Systems division, Hanscom Air Force Base, Mass., which is the TRN-41 lead agency, deliveries will continue at three a month until 70 systems are delivered sometime in mid-1981. Of these, 30 will go to the Military Airlift Command and 40 will be used by the Air Force Communications Service to backstop existing Tacan systems. -James B. Brinton

Automotive

Panel sees 300% hike in electronics value

A study of trends likely to affect the auto industry and its suppliers in the 1980s is adding another voice to the chorus predicting a boom in the on-board automotive applications of electronic devices. A 300% increase in the value of automotive electronic components is predicted by a study just released by Arthur Andersen & Co., a large accounting firm.

A panel of decision-making technical executives and engineers who participated in the study predicts that 5% of the total cost of U. S.-produced vehicles in 1980 will be attributed to electronic components. By 1985, electronic devices will account for 10% of the cost and by 1990 for 15%, it predicts. [For related estimates, see *Electronics*, Aug. 30, p. 44 and Nov. 8, p. 94].

Pressures. Underlying this trend is pressure on car makers to boost fuel economy and reduce emissions. To accomplish these goals, such design changes on gasoline engines as closed-loop spark-timing control, programmed combustion, or even variable valve timing may reach the marketplace in significant numbers. All include electronic controls.


Since the study centered on the automotive industry rather than on electronics suppliers, it is vague on the nature of the controls. "It would be anything involved in the electronic system of the vehicle and would include central processing units, transducers, and entertainment systems," says David Cole, director of

NATIONAL ANTHEM

SEMICONDUCTOR NEWS FROM THE PRACTICAL WIZARDS OF SILICON VALLEY.

MST™ - Industry's only batch tester of memory components.

MEMORIES TESTED 4 TIMES, WITH 4 SET-UPS, AND 3 TESTERS.



Low-cost,
high-speed
BIFETs in
National service

MICRO-DAC
D/A converters
get you
off the bus
easy

Analog
I/O board
simplifies
system design

Wizardry
made practical

Data Acquisition
Microcomputers

Digital Discrete
Microprocessors

Hybrid
MOS/LSI

Linear
Optoelectronics

Memory Components
Transducers

New mil-temp BIFET™ Op Amps inducted into National service.

Introducing low cost, high-speed, JFET input operational amplifiers with internally trimmed input offset voltage.

National Semiconductor invented BIFET technology back in 1975. And because of their low bias current and high-speed perfor-

mance, these devices soon made themselves indispensable to the industry. Predictably, the competition copied National's BIFETs, and continue to imitate what National developed.

National, however, moves on. From invention to an 80-plus list of op amps, multiplexers, sample and holds, comparators, switches, and A/Ds. Their latest offering consists of three new low-cost, high-performance military temperature range op amps, designated the LF151A, LF151, and LF153.

The LF151A and LF151 singles. The LF151A and LF151 were designed to close the price/performance gap between National's LF156H mainstay and their top-of-the-line model LF156AH. Both of the new models come complete with a solid, dependable list of guarantees over the -55° to 125° C temperature range.

By way of illustration, the LF151A features a maximum input offset voltage of 2mV coupled with a maximum input offset voltage drift of less than $20\mu\text{V}/^{\circ}\text{C}$. In addition, the minimum slew rate is $10\text{V}/\mu\text{sec}$, and the bandwidth is 3MHz minimum.

All these parameters are fully tested (including temperature drift), and are unconditionally guaranteed. That means there are no exceptions, qualifications, asterisks, or footnotes along with your product.

Two LF151's for the dual minded. If a dual op amp is what you're looking for, there's National's LF153, nothing more than two LF151's on the same die.


National guarantees that its input offset voltage will not exceed 7mV over the full military temperature range. You also get low bias current, high-speed, and a very capable and efficient pair of op amps in a practical-sized, single 8-pin package.

It is another sensible, timely solution from the people that invented the BIFET.

On top of everything, they're available now. In addition to the attractive features of these three new op amps, there are two more appealing aspects: all three are available now, for as low as \$3.25 for the single, and \$6.00 for the dual (100 unit price). For more information, simply call or write your local National distributor or sales engineer. They'll be more than happy to answer any questions you may have about BIFETs.

Or about anything else in the semiconductor-related industry, for that matter.





National tests memory components at the system level, so the customer doesn't have to.

In addition to the usual component level processing, MST™ ensures more reliable memory components through testing in a system environment.

Thanks to National's Memory System Test (MST) program, customers specifying MST can eliminate or greatly reduce their own board level testing.

That's because the MST manufacturing flow includes a lot of benefits. Such as correlated accelerated stress testing equivalent to 168 hours at 125°C; inherent stress integrity in the MST equipment, not found in conventional burn-in systems currently in use; and board-level environmental testing over the ambient temperature range of +25° to +70°C, as well as over all power supply limit combinations. These tests are performed in addition to National's usual final testing and QA component level processing.

This combination of board level and component level testing, with its multiple insertions, results in parts that are significantly better in quality and reliability.

Separating the good from the bad.

The MST program has been developed by National over a four-year span, and investigated extensively in their engineering and production facilities. The system correlates fully with standard component test equipment, with some important improvements.


With standard equipment, certain devices could be intermittent failures, a certain card in a system environment may fail, or their failure simply may not be detected.

The MST system also detects units that experience one or more "soft errors" at any time during the many hours they are in the system test environment. This type of failure is usually detected during a board level system test.

Multiple test patterns, power supply margin tests, real time error logging, and hours of continuous testing over the operating temperature range in a card-level system help separate the good units from the bad.

Providing a real memory system environment. When National's customer specifies MST processing, he receives parts that have been tested in a true card-level system environment. MST is a memory system with built-in testing and diagnostic capabilities. And it makes use of memory storage cards operating in a temperature chamber.

The memory storage card is a multilayer printed circuit board holding 72 units. Each MST module holds 64 cards operating as a memory system in a temperature chamber. Which represents 4608 units operating under test simultaneously.

The bottom line is that National's MST processing is unique to the entire industry. And specifying MST may cost a little more, but it's worth a lot more. 

New MICRO-DAC™ Series is the easiest way to get from D to A.

National's DAC 1000 is the first of a series of four quadrant multiplying D/A converters which easily interface to a μ P.

The DAC1000 is the only microprocessor-compatible 10-bit DAC that is truly μ P-compatible without the need for any support chips. In fact, it looks like a memory location or I/O port with all control functions right on the chip. So you get easy interface with any 8 or 16-bit data bus.

The "Best Straight Line" Myth. The competitors' linearity spec is based upon a "best straight line," which doesn't correspond to real world applications, and can mean several adjustments to find the "best straight line." The competitors benefit by shipping these lower accuracy devices. You lose.


With National's "end point" linearity spec only two adjustments are needed - Zero and Full Scale; set these, and the linearity specification is met. Thus, National's linearity specifications ease calibration of the system. In addition, where low reference voltage, or reference voltage changes are required, linearity is maintained even with a 10 to 1 reduction.


It fits into a lot of places and takes up a lot less space. The MICRO-DAC1000 Series is used primarily for building D/A conversion systems. But these DACs can also be used as building blocks for digitally controlled amplifiers, alternators, active filters, and even oscillators. They're also more flexible than any DACs around - 4 quadrant multiplying, double buffered, single supply operation from +5V to +15V, right or left justified data format, micro power operation (2mA max.), and output current mode setting time of 500ns.

In the 20 pin package they're only .3" wide compared to .6," so they're easily inserted and use a lot less space.

If you don't need μ P interfacing, National's still got you covered. The DAC1020 and DAC1220 are 10 and 12-bit DACs without all the μ P interfacing. And they still offer application flexibility along with improved linearity.

If you're already using AD7520, AD7521, AD7530, AD7531, or AD7533, National's DACs are direct replacements. They're also priced at least 30% lower and in some cases as much as 300% lower. These inexpensive DACs start at \$4.00 at 100 pieces and because of National's volume capacity, no one can sell for less.

The MICRO-DAC Series opens up a whole new world for design engineers. Because National's D to A's are better from A to Z. 




BLC-8737 simplifies MULTIBUS design.

The new BLC-8737 analog I/O board is the newest addition to National's already broad line of more than 75 MULTIBUS-compatible products. It provides easy interface to the real world of analog, thanks to its built-in intelligence that handles analog functions automatically.

The BLC-8737 eliminates the time formerly spent writing conversion routines, because it takes care of the complete analog conversion and scanning control. So you save substantial development costs, and get


to the market quicker, too.

The board also comes with a warranty of a full 12 months – four times longer than the competition's. That's just one more reason why National's boards aren't just simpler, they're simply better. 

Who and what are practical wizards?

Practical wizards are people with vision, vast knowledge, and a desire to help people through their work. They're not afraid to offer solutions that are new and different from anything that's been tried before.

They're people like Thomas Edison, the wizard of Menlo Park, also called the father of modern electronics. Edison was concerned with improving the human condition, and he attempted to do so with his insights into the workings of electronics. He was a visionary, true, but practicality was the hallmark of everything he did. And ultimately, it was that human practicality that made his accomplishments even more profound and far-reaching.

Just as Edison changed the world with his ideas, the practical wizards at National contribute their part through semiconductor technology. With their expertise, and level-headed, sensible approach to solving problems, they are the embodiment of "wizardry made practical." 

 **National
Semiconductor**

The Practical Wizards
of Silicon Valley.

What's new from the National archives?

- | | |
|--|--|
| 001 <input type="checkbox"/> BLC 8737 Data Sheet | 010 <input type="checkbox"/> ROM MM 52132 Data Sheet |
| 002 <input type="checkbox"/> COPS 402 Data Sheet | 011 <input type="checkbox"/> ROM MM 52164 Data Sheet |
| 006 <input type="checkbox"/> Special Functions Data Book
(\$6.00) | 012 <input type="checkbox"/> DAC 1000 Data Sheet |
| 007 <input type="checkbox"/> Interface Data Book (\$6.00) | 013 <input type="checkbox"/> LF 151, 151A, 153 Data Sheet |
| 008 <input type="checkbox"/> Pressure Transducer Data Book
(\$3.00) | 014 <input type="checkbox"/> New Data Acquisition Products
Brochure |
| 009 <input type="checkbox"/> ROM MM 52116 Data Sheet | 015 <input type="checkbox"/> MST Program Brochure |

Enclose check or money order based upon appropriate currency. Make checks payable to National Semiconductor.

NAME _____

TITLE _____

ADDRESS _____

CITY _____ STATE _____ ZIP _____

E

For desired information, mail coupon to:

National Semiconductor Corporation
2900 Semiconductor Drive
Mail Stop 16250
Santa Clara, California 95051

In Europe, mail coupon to:

National Semiconductor GmbH
Industriestrasse 10
8080 Fuerstenfeldbruck
West Germany

 **National
Semiconductor**

The Practical Wizards
of Silicon Valley.

the University of Michigan's office for the Study of Automotive Transportation. He is one of four persons who compiled the forecast.

However, the key to closed-loop spark control is an on-board computer that reads the composition of the car's exhaust and sends signals to the ignition system, dictating spark timing, and to the carburetor to adjust the gas mixture. Microprocessors are a likely candidate for such a task; in fact, the panel expects fully 90% of 1990's car production will have them on board.

-David Whiteside,
McGraw-Hill World News

Computers

Peripheral makers look to thin-film heads


Stepping up the pace of development, makers of IBM-compatible computer equipment hope to overcome the lead the industry giant has built in disk drives that incorporate read/write heads made with thin-film technology. IBM recently shipped the first of these 3370 disk drives, and competitors are hurrying their entrants into the race, although hobbled by a dearth of information on the technology and performance of the front runner.

Among those looking to exploit the advantages offered by thin-film head technology [*Electronics*, June 21, p. 86] is Magnex Corp. The San Jose, Calif.-based affiliate of Exxon Enterprises Inc. is developing a 3370-type head that "won't necessarily use the exact same technology as IBM, but will meet the same form/fit/function parameters," says Joel Levine, director of marketing.

Integrated sliders. Using processes similar to those employed in fabricating integrated circuits, Magnex has developed what it calls the integrated slider, which combines the read/write head with the mechanism that carries it over the disk. The traditional ferrite heads and typical magnetic thin-film heads would be bonded onto separate bulky ceramic air-bearing sliders. Magnex deposits

Concerned About Soft Errors On 64K RAMs?

Aehr's Model
MBT-100
Could Save Both
Your Company's
Reputation and
Your Budget!



This monitored burn-in system for 64k RAMs is the answer to your worries about single bit or soft errors. It has the capacity to parallel test 832 dynamic or static RAMs at temperatures up to 200°C. Device failures are data logged and a hard copy print-out identifies the time and temperature of all failures.

The Aehr Model MBT-100 is a revolutionary new solution for collecting reliability data on memories susceptibility to soft errors caused by alpha particles or pattern sensitivities. It's an economic answer to the long N² and data retention tests required for 64k and 4k static RAMs.

AEHR For further information write or call:
AEHR TEST SYSTEMS

160 CONSTITUTION DRIVE, MENLO PARK, CALIFORNIA 94025
Telephone: (415) 321-1580 Sales representatives throughout the world.

Circle 51 on reader service card

Leaders in Electronics

The only reference devoted solely to biographies of the most influential people in electronics

• corporate executives • technical managers • designers and developers • government and military officials • academics • editors/publishers • securities analysts • trade/professional group directors • consultants... plus an 80-page index of biographees by affiliation.

Prepared by the staff of *Electronics* magazine. 5,240 biographies. 651 pages, clothbound. \$39.50

Electronics Magazine Books
P.O. Box 669, Hightstown, NJ 08520
(609) 448-1700, ext. 5494

Send me _____ copies of *Leaders in Electronics* @ \$39.50 plus applicable sales tax. McGraw-Hill pays regular shipping and handling charges on pre-paid orders.

Payment enclosed Bill firm Bill me

Name _____

Company _____

Street _____

City _____

State _____

Zip _____

Signature _____

NEW

PTS2



SELF - ADJUSTING CUTTER - STRIPPER

For single or multiple cables of section 02 to 6 □ mm.

PR2

PREFORMING HAND TOOL




To bend wire leads of components to be inserted in P.C. Boards



TP


CUTTING - BENDING TOOL



Cuts / bends lead wires from Ø 0.3 to 1.5 mm.

PCSS

ASSEMBLY JIGS FOR PRINTED CIRCUIT BOARDS



Max P.C. Board sizes:

PCSS-0 = mm. 210 × 180
PCSS-1 = mm. 270 × 220 (with inserted mid rail) = mm. 270 × 110 + 270 × 110
PCSS-2 = mm. 500 × 220 (with inserted mid rail) = mm. 500 × 110 + 500 × 100

PCSS-3 = mm. 750 × 220 (with inserted mid rail) = mm. 750 × 110 + 750 × 100
PCSS-4 = mm. 500 × 350 (with inserted mid rail) = mm. 500 × 175 + 500 × 165

WE ARE LOOKING FOR DISTRIBUTORS - DATA SHEETS AVAILABLE IN ALL LANGUAGES - SAMPLES SUPPLIED AT NET PRODUCTION COSTS.

ELCONTROL S.P.A. - 40050 CENTERGROSS - (BOLOGNA) ITALY

TELEFONO: (051) 86.12.54 - TELEX: { 510331 ELCOBO I
 211686 ECOTRO I

P.O. BOX: 1611 - 40100 BOLOGNA - ITALY

hundreds of the heads' magnetic circuits onto a thick wafer, which is diced and machined to form hundreds of one-piece head-slider assemblies. The 0.25-inch thickness of the wafer becomes the length of the air-bearing slider, Levine explains. Thus the company can eliminate the critical manual operations of accurately bonding a transducer, or head, to the slider, he notes. What's more, the integrated slider assembly not only offers tighter tolerances and higher densities, but improved reliability and lower costs as well, he claims.

Shipments. Magnex intends to begin shipping initial production quantities during the second quarter of next year. "Our turn-around time will be fast if we've guessed it right," Levine says. "However, if IBM has thrown us a big curve, we will have to go back to the drawing board, and it will be about another six months before we could deliver a product."

Applied Magnetics Corp., Goleta, Calif., also plans to have a thin-film head, equal to or better in performance than the 3370, available shortly. "We expect to have a thin-film disk head device in pilot production in early 1980 with roughly four times the performance of a 3350 and what we estimate will be in excess of the 3370's performance," says Paul Frank, director of research and advanced technology at the Magnetic Head division. "If the market demands it, we will also satisfy the needs of those wanting 3370-equivalent performance in an identical head," he adds.

Which way? A major question is what type of magnetic coil to incorporate in the head: whether to go with a helical wind in which each turn wraps around the preceding one or with a spiral wind in which the turns are side by side in the same plane. Head performance is directly related to the number of windings and to their proximity to the disk surface.

With a helical design, as Applied Magnetics is using, there is insufficient room for many windings, but they are equally close to the disk. With the spiral design, there is room

Another Able card trick which can make your PDP-11 run three times faster.

SCAT/45™ (ADD-IN FASTBUS MEMORY)

Applicable Computers – PDP-11/45, PDP-11/50, and PDP-11/55.

Run and Response Time – Run time reductions up to 67% make possible the same amount of computing functions in 33% of the time required without SCAT/45.

Switch Selectable – Can be used across the 124K word range. Beginning address on any 4096 word boundary gives user up to 124K words of 330 nsec cycle time memory instead of the 32K word limitation of MOS or bipolar memory option if purchased from computer manufacturer.

Expandability – Expands in 32K word increments with each increment requiring one circuit board. Only half the available FASTBUS space required to accommodate a FULL 124K word memory complement.

FASTBUS and Digital Equipment Corporation are registered trademarks of Digital Equipment Corporation.

1751 LANGLEY AVENUE
IRVINE, CALIFORNIA 92714
(714) 979-7030, TWX 910-595-1729


Teach your computer our latest card trick. You'll get performance you never thought possible at a price which makes SCAT/45 the biggest bargain in the industry, using 1/4 the power and 1/4 the space at 1/4 the cost of the DEC "equivalent" bipolar. That's a pretty good trick! Write for details, and find out why our customers call us the leader among manufacturers of DEC enhancements. Able Computer, 1751 Langley Avenue, Irvine, California 92714. (714) 979-7030. TWX 910-595-1729.

Able, the computer experts

DEC, FASTBUS and PDP are registered trademarks of Digital Equipment Corporation.

Circle 53 on reader service card





What the GPIB did for automatic testing, we've done for the GPIB.

The GPIB lets you connect and control a tremendous variety of instruments. Provided you stay within the 14-port limitation. And provided you don't get hopelessly confused by all the different programming formats.

But now, building a system can be as simple as plugging modules into a mainframe—the Jaycor Signal Director mainframe. Our System 8600 accepts up to 10 plug-in units, yet it occupies a single address on the IEEE-488 bus (GPIB). You can plug in modules for triggers, timing, and switching, and the Jaycor Signal Director will route your commands. Each module uses the same programming convention to simplify setup.

Also available is a programmable Digital I/O module, a programmable voltage source, and more. So if you want to get more out of your GPIB system, use this address: JAYCOR, 1401 Camino Del Mar, P.O. Box 370, Del Mar, CA 92014. Phone (714) 453-6580.

JAYCOR

Circle 62 for demonstration.
Circle 74 for literature

9511

8080 Conversion Routines for 9511

Complete 9511 driver software including reentrant conversion routines. Decimal to 32 bit binary (0.3-2.2ms), 32 bit binary to decimal (0.3-3.9ms), floating point to decimal (2.2-23ms), decimal with exponent to floating point (1.5-11ms). Execution times are for an 8080, the conversion routines do not employ the 9511. Decimal means a decimal ASCII String. Floating point to decimal similar to FORTRAN E or F formats. Random numbers, compare and modulo software functions. Program length 1.8K PROM and 8 bytes RAM. Manual 20 pages.

Object code \$78, relocatable object \$234, listing \$234, source \$390. Listing and source on licence only. Delivered as ISIS II files (add \$10 for floppy), paper tape, 2x2708 or 2716 (add \$60). With order specify code start adr, RAM adr, 9511 port or memory adr, single or double density floppy.

SORENSEN SOFTWARE

Raiffeisenstr. 1, 6104 Seeheim 1, West Germany. Tel. 06257/83707

Electronics review

for many windings, but their distance from the surface varies along the plane.

Memorex Corp., Santa Clara, Calif., is working on both types of windings, as well as on a multilayer spiral that combines both approaches. "All have their merits and disadvantages, but the multilayer spiral approach seems to be the best of all worlds," says Frank J. Sordello, manager of the firm's Recording Technology Center. "However, its complexity is greater than that of the other two."

Sordello is not saying which coil design Memorex will adopt for a 3370-type product. Nor is he specifying which of several air-bearing sliders developed for the thin-film heads will be used. One is a standard 3350-type slider that flies about 20 micro-inches over the disk's surface. The firm also has developed a standard railed slider and a self-loading slider that fly 15 μ m. and 10 μ m., respectively, above the surface.

Two transducers. The prototype Memorex head has two magnetic transducers on one air-bearing slider, whereas conventional drives have one such read/write device per slider. In effect, then, the firm could offer two heads in a unit to speed access times. "We will be supplying volumes of thin-film heads by the fourth quarter of 1980," Sardello says.

Yet another supplier expecting to offer a disk drive equal in the performance to the 3370 is Microdata Corp., Irvine, Calif. Whether its offering will use thin-film technology or existing ferrite-head devices is uncertain.


"The fastest response we could make would be if we went to a ferrite-head drive" that used 3350 technology but doubled 3350 density. "We then could have a product on the market within 12 months," says Bud Bleininger, vice president and general manager of Microdata's Original Equipment Manufacturer division. "If we go to 3370 technology, it would take a much longer period of time, perhaps 24 months, before we get a product to market," he points out. **-Bruce LeBoss**



NOW YOU CAN TEST UP TO 24 REPEATERS IN A SINGLE GLANCE.

With Anritsu's new PCM Line and Repeater Testers MS333A and MS336A, you don't have to wade through an ocean of knobs and meters to test or locate faulty repeaters. Digital-to-digital testing of up to 24 repeaters can be done at just a push of a button. A built-in micro-computer coupled to a 24 LED display provides automatic detection and visual indication of faulty or marginal performance repeaters.

In addition to automatic location of faulty or marginal performance repeaters, the MS333A (30 channels) and MS336A (24 channels) enables you to test bipolar violation errors in the line or repeater as well as current, voltage, density margin,



and crosstalk interference margin of local repeaters. Anritsu also offers a repeater test receptacle option which enables you to test individual repeaters by direct insertion.

For on-site testing of local repeaters, Anritsu offers their new PCM Code Error Detectors MS334A (30 channels) and MS337A (24 channels). This

lightweight portable unit is packed with all the features and performance you need to make counting bipolar errors a breeze.

So if your present equipment tests both your nerves and PCM lines, then it's time you gave Anritsu a call for more information about their complete line of communications test and measuring equipment.



• U.S.A. Anritsu America, Inc. Tel: (201) 569 4474 • West Germany Knot Elektronik GmbH Tel: (08178) 4085 • U.K. Dymar Electronics Limited, Telford, Walford, Shropshire, TF3 3ZJ Tel: (11) 946-96 49
 • Italy Viarello S.p.A. Tel: (02) 54 40 41 • Spain Untronics, S.A. Tel: 242 52 04 • Holland CN Rood B.V. Tel: 070 99 63 60 • Belgium C.N. Rood S.A. Tel: 02 35 21 35 • Sweden Teleinstrument AB Tel: 08 38 03 70 • Singapore O'Connor's (Pte.) Ltd. Tel: 637944 • Australia NEC Australia Pty. Ltd. Tel: Melbourne 560 5233 • Malaysia O'Connor's (Malaysia) SDN BHD Tel: 51563/5 • Brazil Anritsu Eletrônica Comércio Ltda. Tel: Rio 221 6086

Anritsu

ANRITSU ELECTRIC CO., LTD
MEASURING INSTRUMENTS DIVISION

SALES DEPARTMENT:
10-27, Minamizaoka 5-chome, Minato-ku, Tokyo 106, Japan
Phone: (03) 446 1111 Telex: 0 342 235X
Cable: ANRITBENKI TOKYO


Circle 55 on reader service card

Faster and More Reliable. The TEAC FD-50A Mini Disk Drive.

Why wait for your data, when you can have it in a flash? TEAC has improved the popular mini disk drive, making it faster and more reliable. Whatever your mini disk application, the TEAC FD-50A will speed your work. A direct-seek system yields fast access times of 25 ms (track to track) and 298 ms (average), which means greatly improved system throughput. The FD-50A is fully compatible (plug-to-plug and mechanical size) with the Shugart

SA-400. And downtime will be minimal, thanks to famous TEAC reliability.

The FD-50A is designed to reduce the chances of data loss to a minimum. Write-protection circuitry allows you to protect valuable disks from accidental erasure. A door lock prevents inadvertent opening of the door while the disk is in use. And a precision stepper motor ensures accurate, reliable head positioning. FD-50A. The fast Mini Disk Drive from TEAC.



TEAC

TEAC CORPORATION: 3-7-3 Naka-cho, Musashino, Tokyo, Japan Tel: (0422) 53-1111

●U.S.A. TEAC Corporation of America, Tel: (213) 726-0303 ●Canada R.H. Nichols Co., Ltd., Tel: (416) 661-3190 ●Hongkong Dah Chong Hong Ltd., Tel: 5-261111, 5-226258 ●Australia & New Zealand Jacoby Mitchell Ltd., Tel: 6307400 ●South Africa Mayfair Sales (Pty) Ltd., Tel: 011-834-2131 ●Belgium & Luxemburg Simac Electronics S.P.R.L. ●Denmark Danbit, Tel: (03) 141515 ●France Tekelec Airtronic S.A., Tel: (027) 7536 ●Holland Simac Electronics B.V., Tel: 040-533725 ●Italy A.E.S.S.E. S.R.L., Tel: 54.64.741-2-3 ●Switzerland Wenger Datentechnik, Tel: 061-34 50 96 ●Spain Ataio Ingenieros S.A., Tel: (215) 3543 ●Sweden Scantel AB, Tel: 08-24 58 25 ●West Germany & Austria nbn Elektronik Starnberg, Tel: (08151) 13036

Circle 56 on reader service card

Pentagon finds Soviet tactical radar superior . . .

New Soviet airborne tactical look-down/shoot-down radars tested earlier this year "are superior" to any system deployed by the U. S.," Under Secretary of Defense William J. Perry disclosed at November's end before a Senate subcommittee hearing on technology transfer. Perry's disclosure came as he told the senators how the USSR has benefited from sharply increasing military research and development spending during the regime of Chairman Leonid Brezhnev. **That increase has been from one half of American outlays to almost double today's \$13 billion U. S. program,** Perry says. Russia's formerly inferior missile-guidance systems are now on a par with those of the U. S., he adds, and its spending on high-energy laser R&D—an area in which it had "no capability 10 years ago"—now stands at \$1 billion annually, five times the U. S. level. However, the U. S. still retains the lead in large- and very large-scale integrated circuits, computers and software, and jet engines.

. . . as U. S. seeks 7% increase in R&D funds

In addition to reducing the transfer of critical U. S. technologies to Soviet Bloc nations, Perry says the four-point U. S. program to counter increased Russian military R&D includes a 7% real growth in annual outlays after inflation, increasing cooperative programs with European allies and Japan to eliminate redundant efforts and benefit from their \$5 billion military R&D expenditures, and increasing Pentagon support of independent research and development programs that the Defense Department finds "crucial" despite congressional criticism.

FCC denies appeals opposing merger of GTE and Telenet

Unless Graphnet Systems Corp. or Tymnet Inc. goes to court—and there are rumblings that they might—the two competitors of Telenet Corp. have lost the battle to prevent acquisition of the packet-switched data services company by General Telephone & Electronics Corp. At the end of November the Federal Communications Commission rejected the pair's petitions to reconsider its approval of the GTE-Telenet merger. Moreover, the FCC left intact its June modifications of the merger plan, which had softened its earlier stance on the arms-length separation of GTE and Telenet. The companies must maintain separate books and marketing operations, but may share personnel with prior FCC approval, perform joint research and development except in software, and exchange proprietary information (provided it involves no customers). Three of the seven FCC commissioners still want the software R&D restriction removed, noting that it denies Telenet the opportunity to buy from its new GTE manufacturing affiliates such software-oriented modules as switches, multiplexers, modems, and customer terminals.

Launch of third RCA satellite for TV approved

RCA American Communications Inc. in New York has received approval for a Dec. 6 launch of its third domestic communications satellite, the \$11.1 million Satcom F-3, for television transmission service. The Federal Communications Commission approval of the \$20 million launching by the National Aeronautics and Space Administration of the 24-transponder satellite overrode a TV transmission company's petition to halt it, **pending an investigation of RCA Americom's sales and service practices.** Those charges, from Eastern Microwave Corp., Woburn, Mass., will be treated as a separate complaint, the FCC said, noting "there is an immediate need for Satcom F-3" that makes it in the public interest not to delay.

Keeping America competitive in the '80s

If the integrated-circuits industry of the U. S. can find the \$5.5 billion in investment capital it will need in 1988, its shipments that year could reach \$22 billion. But that is a very big "if," since it assumes a relatively modest 18% annual growth rate in industry shipments from last year's \$3.7 billion and a very high annual capital intensity ratio of investment to shipments of 25%. Nevertheless, that is the estimate put forth by the International Trade Commission in a 150-page study carried out for the Senate of the competitive factors influencing world trade in ICs (see p. 41).

An increasing number of Government and private economists are saying that 10-year growth projection will not be met by a domestic industry whose appeal to private investors and lenders is diminished by its high risk of technological obsolescence and relatively low profitability. Compounding that problem for the short term is the capital crunch in today's economy, where lenders can charge a U. S. manufacturer 10% more than his competitors in Japan may be charged by lenders there.

The rush offshore

For the U. S. to retain a diminished but still dominant role in the world marketplace, present economic trends make it likely that more IC companies will expand facilities offshore. Those smaller firms unable to go multinational or raise capital at home probably will succumb to the takeover offers of large European and other foreign manufacturers anxious to catch up to the U. S. technological lead. Others will simply license their technological birthright to foreign competitors, as some 60 did with Japan in the five years that ended in 1978. The number of small entrepreneurs entering the market, meanwhile, is expected to dwindle sharply as the costs of beginning a new IC venture put capital out of reach.

Integrated circuits then will be a truly international market made up of vertically integrated companies using much of their own IC output in their own end products, with relatively few independents. No one is willing to forecast what "maturity" will do to the pace of innovation, although many agree that present economic trends are leading toward an industry in which the rich will get still richer and the poor will disappear.

U. S. manufacturers already employ as many people producing ICs in foreign subsidiaries (65,152) as they do in domestic plants (66,426), according to 1978 data assembled in the Inter-

national Trade Commission's survey. Significantly, it took four years for employment in domestic plants to recover from a 24% cutback in the 1975 recession and to catch up with and pass the 1974 level of 62,322 jobs, whereas jobs in foreign subsidiaries gained back their recession losses in two years. In other words, the net gain in the number of domestic IC workers between 1974 and 1978 is only 6%.

Japan's smaller IC industry, with 20,416 domestic jobs in 1978, expanded faster in the same five years, adding 27% more workers. How many more IC workers are employed offshore by Japan in subsidiaries in Korea, Malaysia, and elsewhere? The commission will not say, since Japanese participants in its survey submitted their data to it on a confidential basis.

But the statistics the commission has assembled in 72 tables on investment, production, and trade in integrated circuits in the U. S., the European Economic Community, and Japan can be worked over to reveal some interesting contrasts, particularly between the U. S. and Japan, which American manufacturers regard as their biggest future threat. Consider just one example: 35% of U. S. domestic IC output goes for computers, while 10% is for consumer products. In Japan, those numbers are reversed. In the context of 1978 U. S. shipments of \$3.7 billion and Japan's estimated \$1.1 billion, this means Japan uses more ICs in consumer products (\$385 million) than the U. S. (\$370 million), while Japan's IC development for the computer industry is barely beginning.

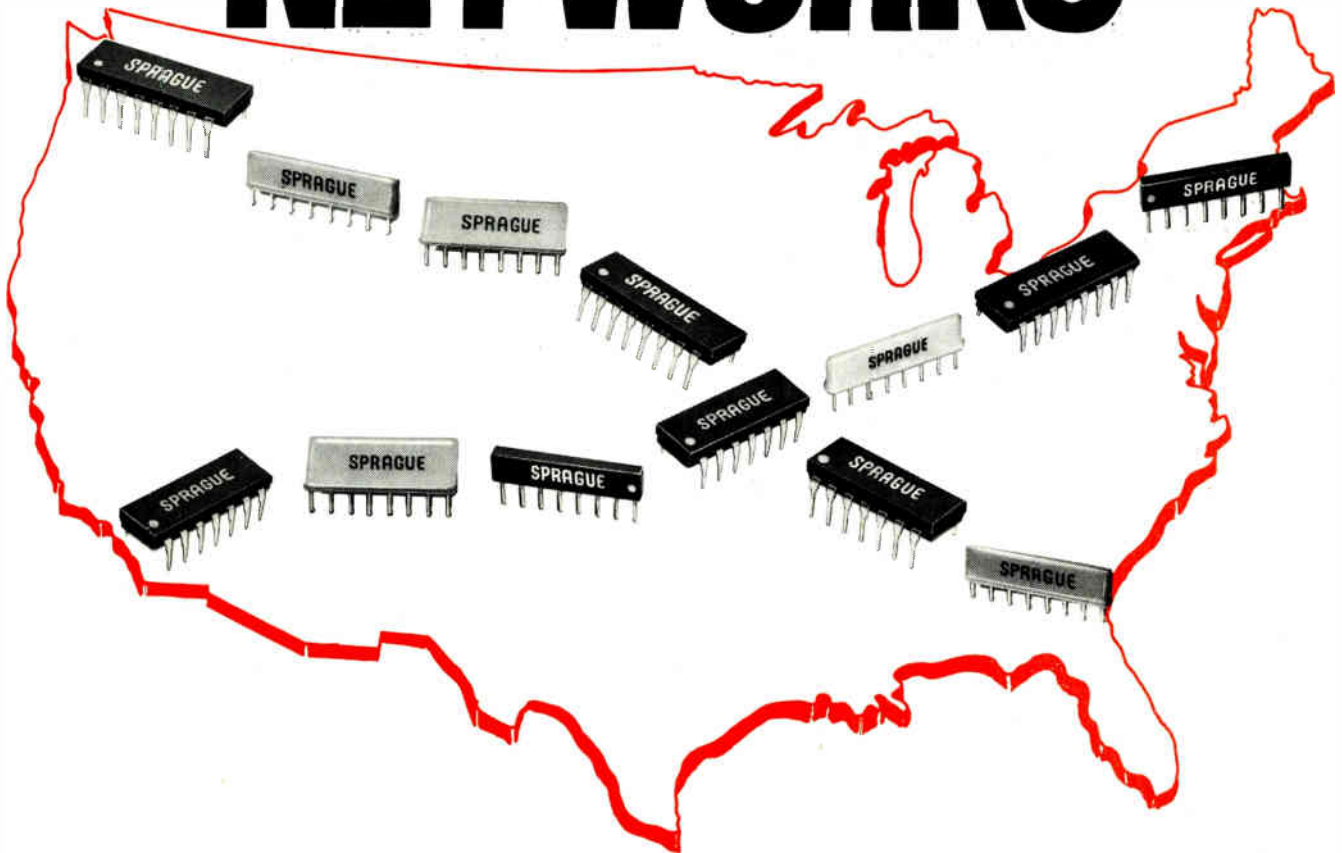
Needed economic incentives

There are many other such examples to be extracted from the commission's report and certainly better ones from the more complete number sets that have been provided to the Senate subcommittees on international trade and international finance.

Yet the general conclusions the Senate should draw from the study are the same: unless the U. S. integrated-circuits industry gets some fast congressional action on its requests for Federal tax credits to stimulate research and development, faster tax write-offs for equipment depreciation in a rapidly changing industry, and a reduction in the capital gains tax to encourage capital investment, the nation may be on the way to losing its world leadership of one more high-technology industry that has a lot of growth yet to come and was first made in the U. S. A. It seems Congress should want to keep it here.

-Ray Connolly

COAST-TO-COAST NETWORKS



Solve your resistor network delivery problems by calling your Sprague sales office or stocking distributor.

Sprague supplies the DIP and SIP resistor networks required by customers like you. This table, listing just a few of the more-popular devices, shows how Sprague cross-references with other well-known suppliers.

Description	Allen-Bradley	Beckman	CTS	SPRAGUE
Multiple Isolated 14 Pins, 7 Resistors	34B...4 314B...	899-3-R...	760-3-R...	914C...X2SR
Multiple Isolated 16 Pins, 8 Resistors	36D...4 316B...	898-3-R...	761-3-R...	916C...X2SR
Pull-up/Pull-down 14 Pins, 13 Resistors	34A...4 314A...	899-1-R...	760-1-R...	914C...X2PE
Pull-up/Pull-down 16 Pins, 15 Resistors	36C...4 316A...	898-1-R...	761-1-R...	916C...X2PE
Thevenin Terminator 14 Pins, 24 Resistors	34E...4 314E...	899-5-R.../...	760-5-R.../...	914C...X2TR
Thevenin Terminator 16 Pins, 28 Resistors	36E...4 316E...	898-5-R.../...	761-5-R.../...	916C...X2TR

4SR-8118R1



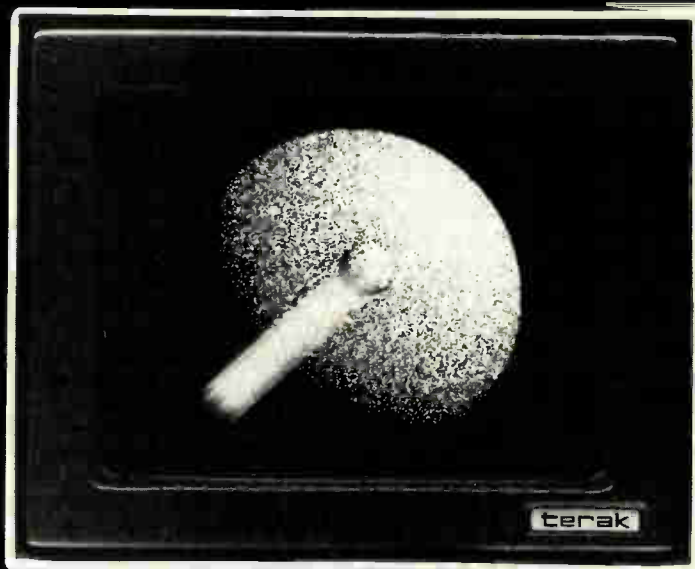

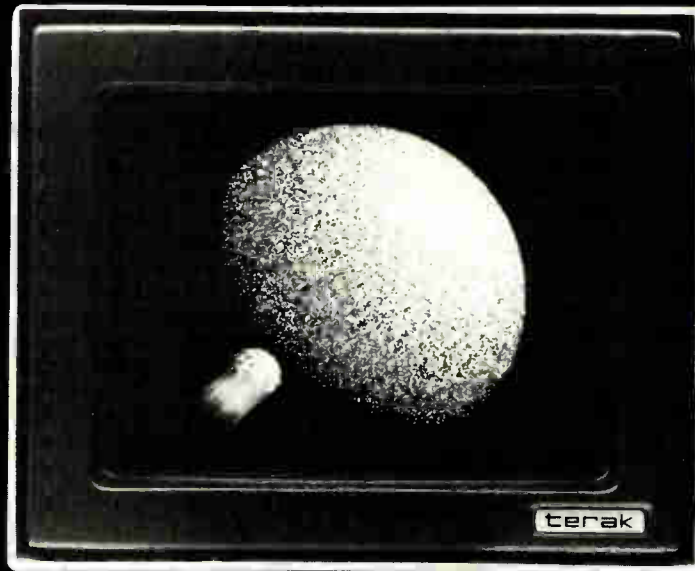
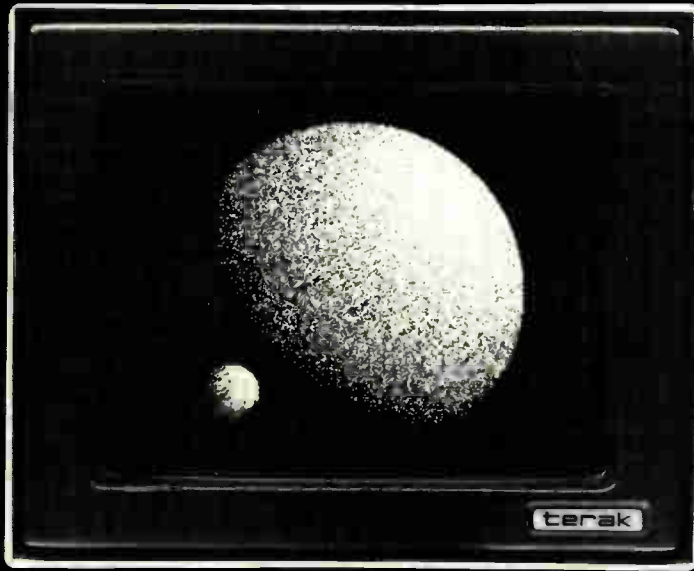
For your nearest Sprague sales office, call Jim Fitzgerald at Sprague Electric Co., Tel. 413/664-4411. For your nearest Sprague stocking distributor, call Leo Dumas at Sprague Products Co. Division, Tel. 413/664-4481.



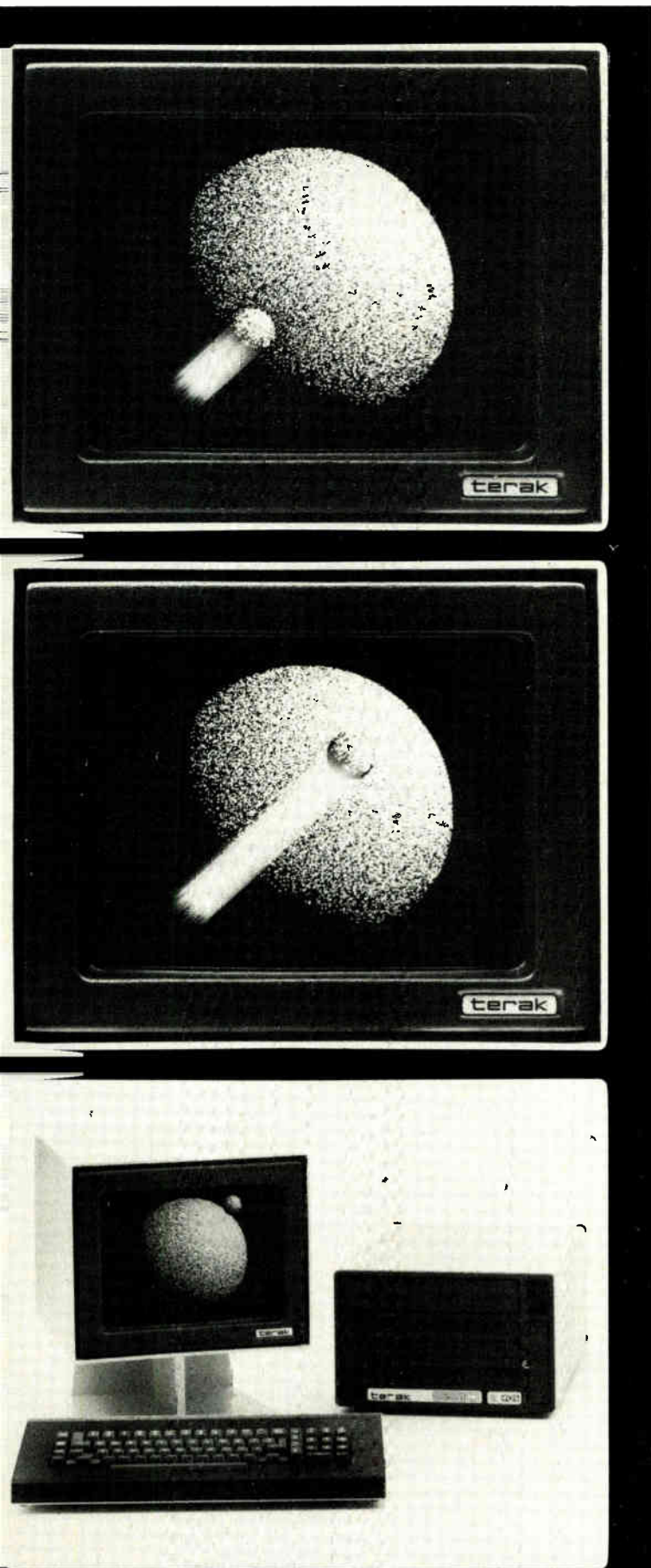
THE BROAD-LINE PRODUCER OF ELECTRONIC PARTS

a subsidiary of **GK Technologies**

PUT YOUR IDEAS



IN MOTION FOR \$7,850.



These are actual unretouched photos.

Invest in a Terak 8510/a desk top graphics computer for only \$7,850, and you'll get the performance of systems costing thousands of dollars more.

With DEC's powerful 16-bit LSI-11* microcomputer at its heart, Terak provides a medium resolution animation capability that, until now, could only be achieved through larger, more expensive systems.

It operates in either stand-alone or on-line environments, and it's totally compatible with DEC hardware and software.

An independently controlled 4K read/write memory allows the creation of unlimited character sets, so the Terak can display any language or symbol set required.

And there's more. A two-port memory structure means you can display text and animated graphics simultaneously.

But the best part is the software. Terak provides comprehensive, easy-to-use operating systems using UCSD PASCAL**, DEC RT-11*, BASIC, APL and FORTRAN IV languages.

So if you've got a limit on your budget but not your ideas, get a Terak. It's the best price performer in the business.

For more information, write Terak Corporation, 14405 North Scottsdale Road, Scottsdale, Arizona 85254. Or Call (602) 991-1580.


terak
CORPORATION

**A trademark of the Regents of the University of California.

*A trademark of Digital Equipment Corp.

Animation by Michael Smith
University of Utah
Computer Aided Instruction Group

this publication is available in microform



Please send me additional information.

Name _____

Institution _____

Street _____

City _____

State _____ Zip _____


University Microfilms International

300 North Zeeb Road
Dept. P.R.
Ann Arbor, MI 48106
U.S.A.

18 Bedford Row
Dept. P.R.
London, WC1R 4EJ
England



New twist on an old idea sets new accuracy standards in digital logic switching.



Logic disc and detent mechanism are integral for constant accuracy.

Plated copper terminals and contacts insert molded in 94V-0 thermoset for perfect positioning. Eliminates soldering and assembly problems.

Detent springs and pins operate directly on logic disc starwheel, eliminating slippage, backlash, inaccurate positioning.

As many as 4 digital logic switches may be ganged to increase the capacity of functions.

CTS Series 230 digital rotary switches assure accuracy in two important areas. First, contacts are insert molded securely in thermoset modules... not soldered or clipped in place. The one-piece molded design eliminates the mechanical shifting of contacts/terminations. And second, the detent mechanism is part of the logic disc for foolproof positioning.

Engineering imagination is just about the only limiting factor in using this problem solving switch. 40 detent positions are standard, but up to 50 are optional. And units may be ganged to increase the number of functions. Logic disc codes are anything

you can devise using a maximum 8 level truth table per switch section.

While one side of the logic disc is programmed for switching functions, the other side can have a 7 segment code to operate LED's or LCD's. And at a cost of about \$2, a CTS digital logic switch may well be an answer in search of a problem.


For technical information, circle the Reader Number. Or for a **free 7 digit readout sample**, write on **your letterhead** and indicate the use you contemplate for a CTS digital logic switch. Write CTS of Elkhart, Inc., 1142 West Beardsley Avenue, Elkhart, IN 46514. (219) 295-3575.

CTS CORPORATION
ELKHART, INDIANA



Circle 63 on reader service card

Technological leadership.



Plug-in compatibility is a natural with the first 24-pin 64K EPROM.

Motorola's MCM68764 is the first 64K EPROM to be directly compatible with 24-pin industry-standard ROMs and EPROMs.

It's also consistent with Motorola's concept of fully compatible EPROMs and ROMs from 8K to 64K. It's a natural.

Alternative concepts for 64K EPROMs have, up to now, been planned as 28-pin devices. But, what do you do with a 28-pin EPROM when you want to increase the capacity of an existing system full of 24-pin sockets? How do you convert a system from industry-standard 24-pin ROMs to EPROMs?

Get the natural solution: the EPROM/ROM compatible 64K EPROM that drops right into your existing or new 24-pin sockets. Once again, Motorola has the innovative approach.

Motorola's complete EPROM/ROM plug-in compatible family.

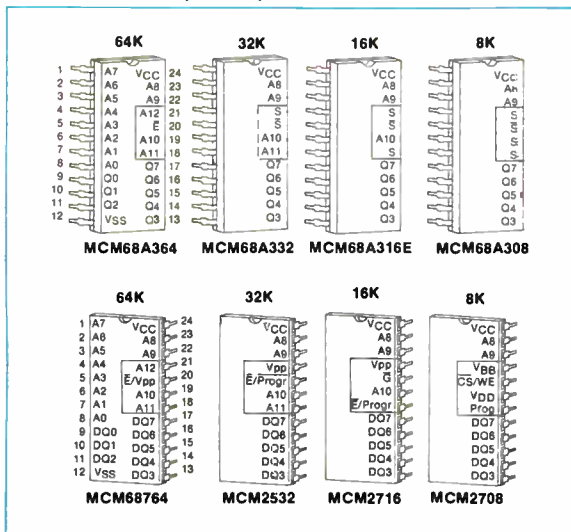
The MCM68764 crowns our 24-pin EPROM series. Fourth quarter introduction of the MCM2532 32K EPROM gives Motorola the only total family of fully-compatible 24-pin ROMs and EPROMs from 8K to 64K. Motorola has been a ROM leader for years. We were one of the first to provide the full range of industry-standard pinout ROMs. Now, for the first time ever, you can match them with pin-compatible EPROMs.

All are TTL compatible, and the 16K, 32K, and 64K units operate from a single +5 V power supply.

The Motorola compatible EPROM/ROM family concept makes more sense for your system. Contact your Motorola sales office or distributor.

Motorola presents you with the memories and a broad range of additional leadership products for

Motorola's pin-compatible ROMs and EPROMs.



Innovative systems through silicon.



MOTOROLA INC.

International newsletter

ITT microcomputer dissipates very little power

The ITT Semiconductors Group will come out early next year with a single-chip 4-bit complementary-MOS microcomputer whose dissipation of $45 \mu\text{W}$ in standby is claimed to be among the lowest power consumption ratings achieved for such a device. **In operation, consumption is $135 \mu\text{W}$.** The SAA 6001, developed at the group's headquarters company, Intermetall GmbH of Freiburg, is designed primarily for use in infrared remote-control systems for TV sets. It comes in a 60-pin plastic flatpack, operates off 3 v, and can drive an eight-digit liquid-crystal display without any interface circuitry. The chip itself measures 14 by 14 mm.

100-MHz tester due on market from Takeda

The fastest logic and memory tester around—it has clock rates of 100 MHz for emitter-coupled-logic devices with up to 384 pins—will be offered by Takeda Riken Industry Ltd. of Japan. The highest speed till now has been 40 MHz. Takeda's systems are similar to the prototypes it turned out for the Nippon Telegraph and Telephone Public Corp. [*Electronics*, Oct. 11, p. 45] and will sell for some \$600,000 for a 64-channel setup to more than \$3 million for one with 384 channels and a full failure memory.

The high-speed driver for ECL circuits has a transition time of 700 ps for an 0.8-v pulse. **The high-level driver for MOS devices has a transition time of 5 ns for an 8-v pulse**, lowering the maximum clock rate to 50 MHz. Two models are available: the T3370 system for memories only and the T3380 general-purpose tester.

Canon accepting orders for fast fine-line printer

Canon Inc. has started taking orders for an ultraviolet unity-magnification reflex projection unit that can print lines as narrow as $1.5 \mu\text{m}$ on silicon wafers. **Delivery in Japan is scheduled for next summer**, but the company has not yet decided when it will take orders for export. The initial commercial version will use an ultraviolet rather than a deep ultraviolet light source, like the original one built by Canon for Japan's Cooperative Laboratory [*Electronics*, April 26, p. 72], to keep the price reasonable, but a company spokesman says that it will announce a deep ultraviolet version within a year. The unit, which has a **throughput of 60 5-in. wafers an hour**, is available in two models. The MPA-500FA includes automatic mask alignment using a laser beam and is priced in Japan at roughly \$320,000. The MPA-500F omits the laser alignment system and sells for \$280,000. Canon will initially make five or six units per month.

French joining insiders in NATO re-equipment contest

Two French companies will be in for a slice of the \$150 million to \$200 million program to modernize the UK Air Defense Ground Environment system, whatever the outcome of the two-consortium contest. More significantly, the \$1 million bidding phase will give the two, Thomson-CSF and Sintra, an inside position, along with American and British firms, in the bidding for the modernization of the North Atlantic Treaty Organization's entire ground radar air defense system by the end of the century. In July, only one consortium, Ukadge Systems Ltd., comprising the U. S.'s Hughes Aircraft Co., the Plessey Co., and the Marconi Co., bid for the UK part of the NATO network, but **political pressure from France led to the formation of a new consortium** made up of Westinghouse Electric Corp., Britain's International Computers Ltd., the Dutch Hollandse Signaalapparaten, and Sintra. Now Thomson is joining the Ukadge Systems consortium to complete the lineup. Tenders close in February 1980.

International newsletter

British develop highly stable crystal

A British company, Cathodeon Crystals Ltd. in Cambridge, claims to have overcome the tricky manufacturing problems associated with high-stability TTC-cut crystals and is offering production samples of its 10-MHz crystal. The production technology was developed under a Ministry of Defence contract, with support provided by Cambridge University in the X-ray crystallography techniques needed to slice the crystals. TTC-cut crystals have a flat temperature-frequency characteristic over an extremely wide temperature range, whereas conventional AT-cut crystals have a zero temperature-frequency characteristic at a narrow saddle point. Additionally, **TTC-cut crystals support a second, temperature-sensitive mode of oscillation (25 ppm/°C)**, that can be used as a thermometer to control an oven or in conjunction with digital logic circuits to temperature-compensate the crystal. Hewlett-Packard Co. first proposed this technique to provide a super-stable frequency reference for its instrument requirements, and the University of Bath has developed a similar technique but using an AT-cut and a Y-cut crystal co-mounted [*Electronics*, Sept. 19, 1978, p. 67]. The new TTC-cut crystals are less sensitive to mechanical and thermal stress than conventional ones and offer superior aging.

Toshiba typewriter 'hears' 100,000 words by using syllables

An experimental voice-input typewriter developed by Toshiba Corp. can potentially type any one of the 100,000 to 200,000 Japanese words. It does this by recognizing the language's 68 basic syllables. In contrast, voice-input schemes that recognize discrete words are limited to a relatively short list. The scheme is said to be suitable to languages such as Finnish and Italian, with Spanish somewhat more difficult. It is not well suited to English, though, because of its irregularities and the number of syllables.

Toshiba says that a commercial product is perhaps two or three years off. **The present system gives a correct response to about 90% of the syllables spoken by a registered speaker.**

Fairchild gets its European act together

After a decade of half-hearted competition in much of Europe's semiconductor market, Fairchild Camera and Instrument Corp. now seems embarked on a course of consolidation and determined growth. With an 80-person sales force at its facility in Garching, near Munich, its subsidiary Fairchild Camera and Instrument (Deutschland) GmbH covers Central Europe, plus South Africa, Israel, Turkey, and the Eastern Bloc countries. Though its present share of Central Europe's semiconductor market is only slightly more than 4%, the company is shooting for 10% to 12% by 1985, **"by aiming our semiconductor products at growth markets such as the automobile, computer, and industrial electronics equipment sectors,"** says general manager Siegfried Mack.

Four-company team to develop TV satellites

A consortium of four aerospace and electronics companies is being formed to develop and operate TV-SAT, the Franco-West German direct-broadcasting television satellites [*Electronics*, Sept. 27, p. 98]. Although **the two West German partners, Messerschmitt-Bölkow-Blohm GmbH and AEG-Telefunken, will take the leadership role** for the two preoperational sister satellites, due to be launched in late 1983, all other tasks will be shared equally with the French companies, SNIAS (Société Nationale Industrielle Aérospatiale) and Thomson-CSF. Overall, MBB will coordinate work on the satellite platforms, Thomson work on the payloads.


Relax!

**When you need
electronic equipment without waiting,
Leasametric can have it
on its way to you in minutes.**

Whether your requirement is for a week, a month or a year, there's one way to get the latest in electronic test equipment or terminals without waiting. Rent it from Leasametric.

Instantly, our nationwide on-line computerized inventory system will check our dozens of regional inventory centers to pinpoint the unit closest to you. Within minutes, your order is being processed and, in most cases, your equipment will be in your hands in less than 24 hours.

And, the Leasametric name means the equipment you rent is in working order when we ship it. Our regional maintenance laboratories are traceable to the National Bureau of Standards and every piece is thoroughly calibrated before it goes out the door. When you rent it from Leasametric, it works!



But renting from Leasametric means more than immediate possession. It's the one effective way to get the new equipment you need without going back to management for more money. There's no major capital investment with a Leasametric rental.

Plus, renting gives you a chance to check out the very latest models without committing to one manufacturer's hardware. Our continuously expanding inventory includes a multi-million dollar rental pool of over 33,000 items from the top 500 electronics manufacturers — including most items from the HP and Tektronix catalogs.

When you need it now, depend on Leasametric. To order, or for our latest rental catalog, call one of the relaxing toll free Leasametric numbers shown below. We'll get the equipment you need on its way to you in minutes!

Rent it and relax.

In the West

Call 800-227-0280

In California, call (415) 574-4441

In the Central U.S.

Call 800-323-2513

In Illinois, call (312) 595-2700

In the East

Call 800-638-4009

In Maryland, call (301) 948-9700

Leasametric

1164 Triton Drive, Foster City, CA 94404
A Trans Union Company

The Intel Notebook

Careers and Technology at Intel

Field Sales Engineers Field Applications Engineers

- Maintain your engineering skills at state-of-the-art levels by applying the leading edge family of Intel components and systems
- Use your technical expertise and ingenuity to create new applications for processor technology
- Expense account
- Company car
- Interface with customers' decision makers in defining new microprocessor based systems
- Excellent benefits including fully company-paid retirement program


The Age of the Microcomputer

Our world is changing fast. Sophisticated electronic devices, in one form or another, are now found in virtually every household and industry—inside refrigerators, automobiles, traffic signals, industrial process controllers, and laboratory equipment—providing better communication and more efficient energy usage. No single invention has so radically influenced this evolving life style as the microcomputer.

We were first from the beginning and remain the world's leading supplier of microcomputer products. This commitment to maintain our technological leadership is now stronger than ever. Looking ahead, we see the advent of even more powerful, more useful, and more economical microcomputers.

To meet these challenges, we'll have an increasing demand for talented Field Applications and Field Sales Engineers in every major city in the United States and eastern Canada.

If you are an aggressive, innovative individual with a BSEE or equivalent, and at least 3 years of microcomputer systems design experience interested in exploring



these opportunities, please call Joyce Cordi at (800) 821-2280, ext. 905. Previous electronics sales experience, technical project management experience and/or an MBA are desirable but not required. If you are unable to call, please send your resume to her attention, Intel Corporation, Dept. 49BD, P.O. Box 3078, Santa Clara, CA 95051.

An Equal Opportunity Employer M/F/H

Power inverter achieves efficiency of over 90% even for low outputs

by Arthur Erikson, Managing Editor, International

Designed for households, 2-kVA prototype prefers electronically switched batteries to transformers

No one expects solar energy to supply a substantial part of the world's electrical power. But with the costs for oil-fired generating plants soaring to nearly unbearable levels, householders in sunny climes may well find one day that photovoltaics is a better buy for electricity.

When that happens, power inverters that transform direct current into conventional alternating current to run electrical appliances will be a must for practical home photovoltaic generation. And the more efficient the inverter, the more competitive photovoltaic power will be.

An inverter with extraordinary efficiency and designed for household use has been put together at Laboratoires d'Electronique et de Physique Appliquée (LEP), a research unit of the Philips group in Limeil-Brévannes, outside of Paris. The 2-kilovolt-ampere prototype that LEP will present next week at the 68th French physics exhibition at the Porte de Versailles in Paris converts better than 93% of its input dc power into 220-volt, 50-hertz ac at full load. At an output of 0.1 kVA, efficiency still exceeds 90%. With no load connected to it, the inverter consumes a measly 5 watts.

Some commercial inverters now on the market operate at 90% efficiency at their nominal output. But when they are supplying lesser loads, their efficiency plummets, largely

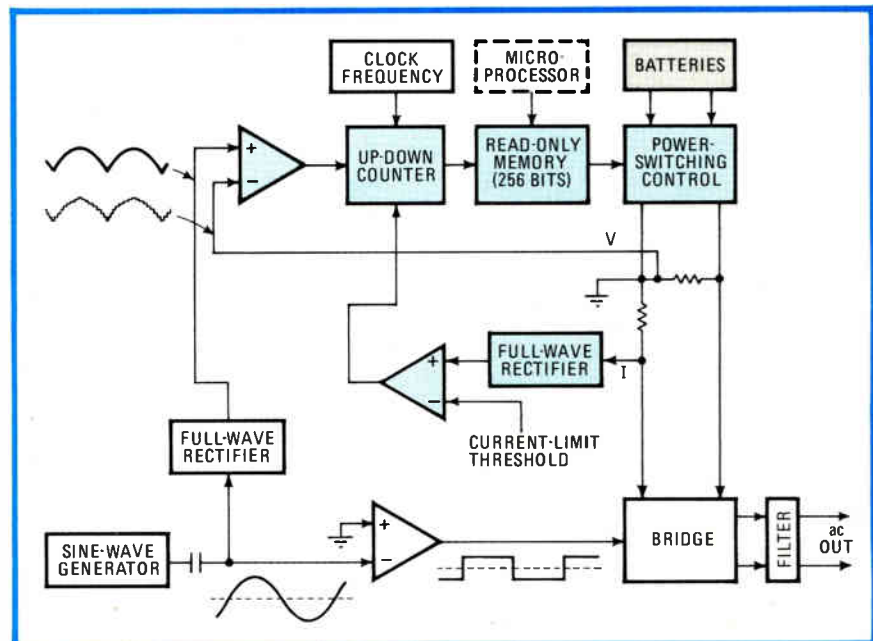
because of transformer losses that stay the same no matter what the load. For a household solar-panel supply, the round-the-clock efficiency of a conventional inverter is some 50%, figures Geert Jan Naaijer, who is credited on LEP's patent with inventing the new inverter.

Naaijer pared no-load losses to next to nothing by eschewing transformers. Instead, a bank of batteries is switched onto the load in sequence under electronic control to create a step waveform that closely approximates the sine wave of an ac supply. The switching is timed to hold harmonics to a low level, so that a simple filter can smooth the output.

In the prototype, funded in part by France's Commissariat à l'Energie Solaire, the basic scheme is imple-

mented with eight 48-volt batteries. Associated with each is an electronic switch, basically two complementary low-voltage Darlington transistors shunted by power diodes to handle inductive currents. These switches feed battery power to a full-wave bridge, comprising four high-voltage Darlington transistor pairs, and the bridge is switched by the digital equivalent of a reference sine-wave generator to ensure the polarity reversal needed for an ac output. To isolate the control electronics from the power circuitry, the Darlington transistors are controlled by optocouplers.

The concept is straightforward (see figure). A 256-bit read-only memory stores the switching sequences and feeds on and off signals to the optocouplers to generate the



Low losses. LEP substitutes batteries for the conventional transformer and switches them in sequence, controlled by feedback loop (color), to keep power inverter's losses under 10%.

step waveform. The inverter output that results is continuously compared with the rectified reference sine wave (whose instantaneous polarity also controls the bridge). Any difference between the two develops a control signal for an up-down counter clocked at about 10 kilohertz. The counter's output, in turn, determines the control signals that the ROM transmits to the optocouplers. Because of this loop, the inverter output follows the reference wave very closely.

Protected. To prevent overloads, the up-down counter also gets a priority signal that develops when the inverter's output current exceeds a preset threshold. In that case, the counter switches to the down mode and instructs the ROM to drive the

output voltage toward zero.

Even more sophisticated control could be added, Naaier notes, by adding a microprocessor to control the ROM. Further, he sees no reason why, since each switching element handles only a small fraction of the total output power, the prototype could not be scaled up to 10 kVA.

To isolate the solar-cell panels that would charge the batteries in a full-fledged working installation from the ac circuitry, Naaier would split the batteries into two identical blocks. One block would be connected to the solar cells while the other powered the inverter. Although either block could run the inverter for several days, the two would be alternated daily to keep them charged equally.

LSI chip incorporating both a codec and control logic." A wall-box multiplexer is provided for data services such as facsimile or viewdata.

In LSI form, the exchange equipment will occupy one double Euro-card with eight lines per card when connecting to a digital exchange. For an analog exchange, there would be one line per board.

The Coventry company is not rushing its prototype into manufacture because it is awaiting a CCITT international standard for two-line half-duplex digital transmission systems. In the interim, it bases its system on the CCITT standard for digitally encoded speech of 64 kb/s, with one digital sample contained in each 125-microsecond frame.

Slavery. To resolve any conflict should both ends try to start transmitting simultaneously, the telephone receiver acts as a slave to the exchange equipment. For an incoming call, the exchange originates transmission and evokes an initial response from the phone in the usual way. For an outgoing call, the phone transmits a message to alert the exchange, after which it reverts to the slave mode and awaits the first transmission from the exchange.

Each 12-bit data word is transmitted as a 256-kb/s burst. However, because of transmission delays, the system can be used only on links up to about 2.2 kilometers long. That is

Great Britain

Digital transmission equipment works with only two telephone wires

Looking toward the growth of digitally based services in telephony, GEC Telecommunications Ltd. has come up with prototype transmission equipment that packs a high-quality digital speech channel and a 16-kilobit-per-second data channel onto the existing two-wire analog telephone exchange link.

Down to two. Digital transmission ordinarily requires four wires (see "Two wires vs four"). To circumvent this requirement, GEC Telecommunications engineers, working with the parent firm's Hirst Research Laboratories, Wembley, have adopted half-duplex time-sharing so that each end talks in turn. The resulting system is capable of carrying up to 96 kb/s of information in both directions simultaneously. The digitally coded speech occupies 64 kb/s, synchronization 8 kb/s, and signaling and supervision another 8 kb/s, leaving an extra 16 kb/s to provide one or two additional data channels.

In volume production, a large-scale integrated version of this equipment would cost as little as \$100 per line, according to R. A.

Burden, manager of export sales for the company's telephone switching group. The subscribers' terminal equipment will be on three complementary-MOS LSI chips and could be incorporated into the telephone. Eventually, says D. J. Clothier, a development engineer on the project, "the electronics could shrink to one

Two wires vs four

With digital exchanges spreading into the world's telephone networks, equipment manufacturers are turning their attention to ways of bringing the new services based on digital electronics to the local subscriber. As it stands, the existing two-wire network linking subscriber to local exchange is inadequate for the task. Designed for analog speech, it combines two-way transmission, power feed, and signaling by the use of hybrid transformer techniques. In digital transmission systems, though, separate sending and receiving channels are generally required, leading to a four-wire arrangement.

New subscribers can be connected with four-wire cable, but it would be expensive to provide present users with such links. So telecommunications authorities and telephone companies are faced with the problem of piping advanced new services into people's homes over the existing network. Equipment to accomplish this will be of enormous importance, according to R. A. Burden, manager of export sales for GEC Telecommunications Ltd.'s telephone switching group, Coventry, for it will allow telecommunications authorities to preserve their investment in local telephone cable networks as digital technology is extended to the periphery of the system. **-K. S.**

Now... a monolithic 4-bit 30-megasample A/D converter

(And only \$29 in 100s.)



ACTUAL SIZE

Our new, monolithic, bipolar 4-bit A/D does its work at a speed of 30 megasamples per second. Since it's fully parallel, it samples without the need for any external sample-and-hold circuit. And it's TTL compatible.

The chip packs 1,000 components, including 15 comparators and an output buffer register. It comes in a 16-pin package that's hardly bigger than a paperclip. And it draws only 250mW of power.

With specs like these, our new TDC-1021J is tailor-made for processors that go into facsimile systems, industrial video and ultrasound imaging. And the price makes the fit perfect: just \$29, in 100s.

And that includes features like...

- $\pm \frac{1}{4}$ LSB linearity
- Binary or two's complement output
- 30 psec aperture jitter
- Single convert signal

The TDC-1021J is available now from stock from Hamilton/Avnet.

For immediate information call (213) 535-1831 or send coupon. TRW keeps you ahead in digital signal processing.

TRW LSI Products

An Electronic Components Division of TRW Inc.
P.O. Box 1125
Redondo Beach, CA 90278

Please send data on the new **TDC-1021J** 4-bit video speed monolithic A/D converter.

Name _____

Company _____

Div/Dept _____

Mail Code _____

Address _____

City _____

State _____

Zip _____

(-1)

TRW LSI PRODUCTS
...for Digital Signal Processing

sufficient to cover more than 60% of subscriber loops in the UK. For longer lengths, two-wire links can be fed to a remote concentrator and a standard four-wire pulse-code-modulated link.

Others, too, are developing such systems. The British Post Office, for one, which is working with GEC on its gear, has a complementary system with a greater data-channel capacity. **-Kevin Smith**

Japan

Digital loop controller series take modular approach for wide applicability

Japanese users of industrial controllers will channel at least 60% of their spending toward direct digital controllers in 1985, according to Masahiro Shimizu, president of Hokushin Electric Works Ltd., Tokyo. His company is now jockeying for a leading position in this market as it puts the finishing touches on three series of modular controllers, designed for 1 or a maximum of 8 and 14 loops, respectively, that it will announce early next year.

These series are aimed at applications for which the company's present 900/TX system, based on Digital Equipment Corp.'s LSI-11/2 and designed for 16 to 48 loops or multiples thereof, is not economical.

One-loop controllers provide the highest possible reliability for critical loops, an argument advanced by other companies, including Toshiba Corp. [*Electronics*, Aug. 2, p. 72].

They are also suitable for some applications like cascade control that require two analog controllers.

Eight-loop controllers have been developed by other firms, including Toshiba (again) and Yokogawa Electric Works Ltd., but Hokushin says that the loops are too few for many chemical batch processes, even though the number is excellent for most steel industry processes. Hokushin therefore developed the 14-loop series for minimum cost per loop in chemical processes requiring more than 8 loops. The 2 apparently missing loops (from an even binary 16) leave capacity for the moderately complex sequence control often needed in modern control systems.

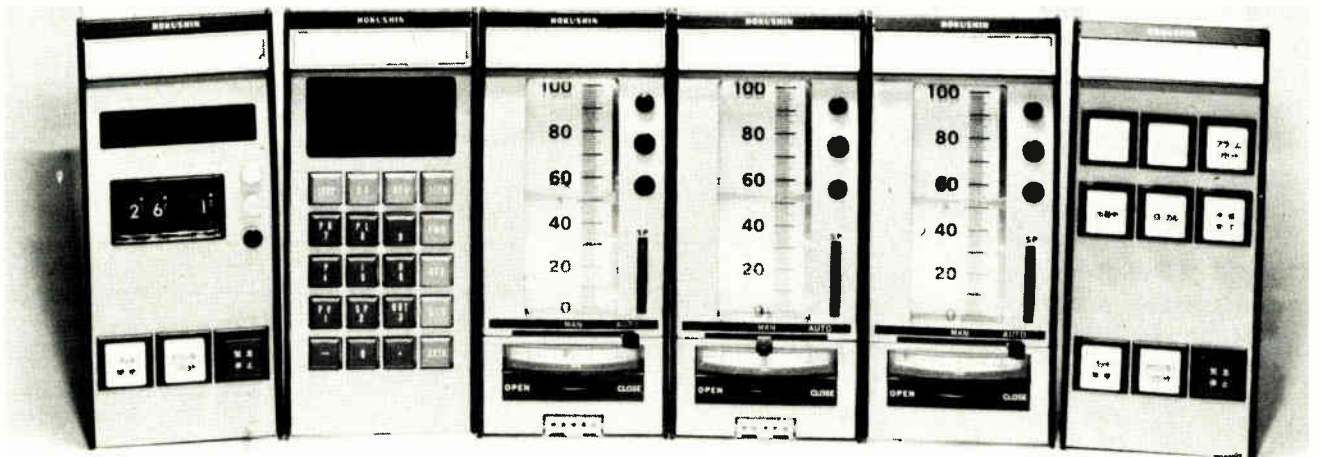
Hokushin's one-loop controller will be priced in the \$1,900-to-\$2,100 range, which is about 10% to 20% below the price of Toshiba's controller. The capacity of its read-

only memory is somewhat smaller, limiting the number of algorithms, and there will be a few applications for which the Toshiba unit is suitable that the Hokushin controller cannot handle, but Hokushin is betting that it has selected a more attractive tradeoff.

Moving up. An 8-loop system will be priced at about \$16,000, about 10% less than the Toshiba system, which would be its main competitor. The firm says that its new products will really shine when up to 14 loops are required, because the price is only \$24,000 to \$27,000. With the Toshiba system, two 8-loop systems are necessary, so the savings would be as much as 25%.

Hokushin calls its new line Homac, for Hokushin Microcomputer-based Advanced Control system, series 300, 500, and 700. It has kept hardware costs low by choosing popular, inexpensive microprocessor components and by reusing the same hardware and software for different functions in the system.

Thus the single-loop controller is based on an Intel 8085 processor with 6 kilobytes of ROM and 1.25 kilobytes of random-access memory. It includes the same indicators and controls on its front panel traditionally used on analog controllers, with which it is interchangeable. On its side panel, visible when the unit is pulled forward, are a calculatorlike



In control. Hokushin's line of digital controllers includes (from left to right) a communications interface station, an 8- or 14-loop controller, a 1-loop unit or a loop module for individual loops in a multiple-loop configuration (three shown), and a sequence module.

LOW COST MINI-DISK DATA STORAGE FOR YOUR EXORCISER OR MICROMODULE*

One-, two- and three-drive systems. Prices start at only \$649.95, complete. Software support includes a ROM DOS on the controller — at no extra cost, advanced DOS and file management systems, a data base manager, assembly language program development aids and Percom Super BASIC.

Fast mini-disk data storage and retrieval make your EXORciser* or Micromodule* an efficient general purpose unit that's far more than a development system.

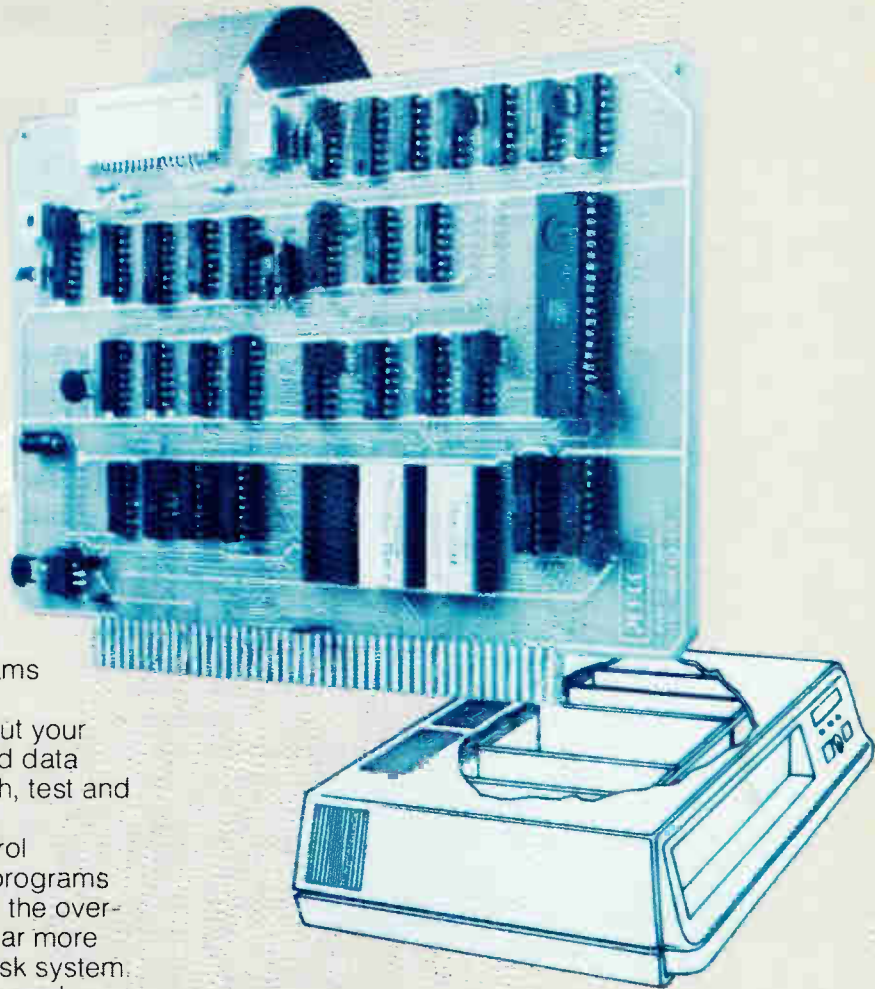
And now you can get affordable mini-disk systems and support software from Percom. Add 102K bytes of formatted, on-line disk capacity for only \$649.95; add as much as 600K bytes for only \$2245.95. Moreover, programs on disk start as low as \$25.95.

With fast, random access storage you can put your development system to work in any of the myriad data capture or data retrieval applications of research, test and production environments.

Even if you use a mini-disk *only* to load control programs you'll save. Simply because loading programs from tape is awkward and time consuming. And the overhead of burning PROMs can quickly add up to far more than the price of an inexpensive Percom mini-disk system.

And consider this. At Percom's low hardware and software prices it becomes economical to not only develop your systems on an EXORciser* or Micromodule*, but to continue to use the same development system components as the final working system. The savings in training and documentation costs alone would be substantial.

An EXORciser* or Micromodule* with a low cost Percom disk system that's backed by Percom's low-cost software would also serve admirably as a rugged general purpose computer for individuals and small businesses. In other words, you'd have industrial quality at personal computing prices.



PRICES

Model	1-drive system	2-drive system	3-drive system
LFD-400EX™	\$649.95	\$1049.95	\$1449.95
LFD-800EX™	\$945.95	\$1599.95	\$2245.95

Single-quantity prices of mini-disk systems are set forth above. A system includes (1) the drives with integral power supplies — Percom's husky, open-frame PS-401 units — mounted in an enamel-finished enclosure, (2) the controller PC card for the EXORciser*/Micromodule* bus with an on-board ROM DOS, (3) an interconnecting cable and (4) a comprehensive users manual documenting operation, software and equipment. LFD-400EX™ drives have 40 tracks and store 102K bytes of formatted data. Both sides of a minidiskette may be used for storage with a -400EX model. LFD-800EX™ drives have 77 tracks and store 200K bytes.

Orders may be placed by dialing 1-800-527-1592 (outside of Texas) or (214) 272-3421 (in Texas). For additional technical information dial (214) 272-3421.

PERCOM DATA COMPANY, INC.
211 N. KIRBY GARLAND, TEXAS 75042
(214) 272-3421



Circle 73 on reader service card

keyboard and an eight-digit light-emitting-diode display for entering programs, for checking auxiliary loops, and for maintenance.

The 14-loop controller is based on an 8086 with 14 kilobytes of ROM and 8 kilobytes of RAM; the 8-loop controller is similar with somewhat less ROM and RAM. Both also have a calculatorlike keyboard and an LED display—in these cases, 16 digits—on their front panel.

Monitoring. The status of individual loops in multiloop setups is controlled by loop modules that are similar to the single-loop controller except that the ROM capacity is reduced to 2 kilobytes and the RAM capacity to 256 bytes and the keyboard and display are eliminated. The processor in these modules handles the input and output signals, including control of analog-to-digital and digital-to-analog conversion.

Also included in the line is a sequence module and a communications interface station, each built around an 8085 processor. The former provides 12 illuminated switches to enter operator's commands, indicate input/output status, and provide I/O contacts to and from such components as limit switches and electromagnetic valves.

The latter acts as a store and forward interface between the 7,800-bit/second bus that connects to the single-loop and multiloop controllers and an RS-232-C asynchronous data path to the supervisory computer system (if one is used). It also interrogates each instrument every 2 seconds and activates an alarm if it detects a failure.

Programming. Like the earlier Toshiba units, Hokushin's controllers include a menu of control algorithms that are used as subroutines. But rather than writing the user's program in a programmable ROM, Hokushin writes them in a complementary-MOS RAM, which is backed up by a battery to prevent the loss of its contents during a power failure. Program loading can be done through the instruments' keyboard and display, but program loaders with magnetic-tape cassettes will be used for convenience.

The controllers, like most others, operate from a 24-volt dc line, which is standard in control environments, and include a dc-to-dc converter to transform the voltage into the 5 v required by the microprocessor.

Backup for the C-MOS RAM is 4 v, obtained from a 12-v storage battery, which Hokushin engineers say is normally available at control installations; an internal lithium battery is optional. **-Charles Cohen**

Israel

Rotary encoder's low price extends availability of electronic control for lathes

An optoelectronic digital measuring system recently developed for manually operated lathes may offer an alternative to similar but high-priced devices now on the market. The unit, from a small, new Israeli company, VMW Ltd. in Holon, is an enclosed incremental rotary encoder with a digital readout.

Present systems for achieving a measure of electronic control over manually operated lathes consist of a linear encoder mounted on the lathe and hooked up to a digital readout nearby. About a foot long, the linear encoder takes up valuable space on the lathe and is expensive, primarily because of the code-bearing chromium-plated scale.

Since the most basic model of the linear encoder costs some \$1,000, only a small percentage of lathes are rigged with them. Operations or shops that deal with very limited or individual runs, for which automatically programmed lathes are unnecessary, have therefore had to rely on manual operation, which can be inefficient and inaccurate.

The new way. A year and a half in development, the rotary encoder is located behind the handle of the shaft that controls the movement of the lathe's cutting edge. It replaces the dial, with which all lathes are fitted, that mechanically measures the cutting edge's progress.

The principle of the rotary encoder is the same as that of the linear device: an optical disk senses the angle through which the shaft turns and relays this information to the readout. Since the feed screw's angle of rotation is precisely related to its linear motion, the angle measure-

ment indicates the position of the cutting edge.

Easing up. With this device, the lathe operator no longer has to continually perform mental gymnastics or stop to check with his micrometer. Now he has only one measurement to make of the initial part diameter. Then he simply presets his result on the digital readout. The part diameter will be displayed accurately to within 5 micrometers. Besides saving time, the use of the rotary encoder considerably reduces the chance of errors by the operator.

The encoder, 25 millimeters wide and 85 mm in diameter, operates from 0 to 6,000 revolutions per minute. It fits any linear displacement of the tool support from 0 to 999.99 mm, or to an optional 9,999.9 mm. Resolution is one order higher than that of the lathe (usually 0.01 to 0.005 mm), but the device may be made with higher resolution. Options include a binary-coded-decimal output, metric or inch readout, and battery backup.

By fabricating the linear encoder as a shaft-angle encoder attached to the lathe's feed screw, VMW has come up with a system that, it claims, can be produced for \$250. With this sort of production price, it may even prove attractive to shops with old lathes that would not otherwise be worth fitting out with any sort of electronic control.

The rotary encoder can also be connected to milling machines, jig bores, and grinders. It is currently being tested for use by Koor Industries Ltd., Israel's largest industrial conglomerate. **-Arthur Kemelman, McGraw-Hill World News**

intel delivers.

**Success Manual
for Digital
Telecommunications**



*There's a revolution in
telecommunications. And Intel is
right in the heart of it.*

The Age of Electronic Information... telecommunications takes the lead.

Telecommunications systems designers everywhere are studying new applications for digital LSI.

Is it because one of the world's largest industries is taking advantage of a new, more versatile, more economical, more reliable technology?

It's that. And more. The world is moving into a new, post-industrial age—The Age of Information. Telecommunications plays the pivotal role. Because in the Age of Information, society's most valuable resource is knowledge. And the system that stores, processes and transmits knowledge is essential to the emergence of the new age.

Such a system is a virtual reality. For example, the Bell System's Advanced Communication System (ACS) is a digital data network, linking computers, intelligent terminals, facsimile devices and printers in real-time. Linking them, and also providing data processing functions that essentially make a time-sharing computer system.

Simply put, the Age of Information hinges upon the inevitable merging of telecommunications and computer technologies. That's where digital LSI comes in. It has made possible the rapid evolution of data processing.

Now, the challenge for telecommunications—traditionally a voice transmission medium and thus inherently analog—is to broaden its technology to encompass both analog and digital capabilities. That's essential if it's going to meet the tremendous demands the information explosion has placed on the communication system.

Success for telecommunication systems designers depends on meeting this challenge.

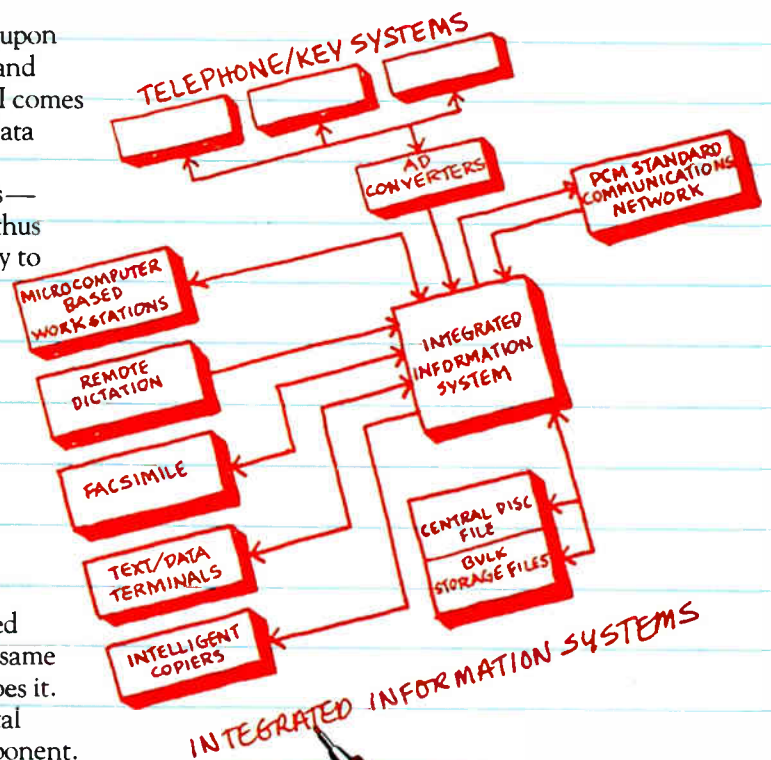
Intel® LSI gives you the tools.

Once the voice is digitized, it can be handled the same as any other digital data—and by the same network. Intel's codec is the component that does it. It provides voice coding and decoding into digital signals for transmission—all with a single component.

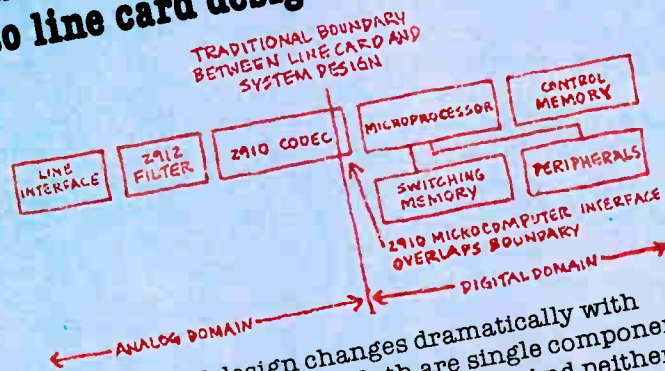
On a purely practical level, too, semiconductor electronics offers much to the telecommunications industry. It has proven to be an "inflation proof" technology, dropping dramatically in cost as demand grows, pushing costs lower and lower. Most important, Intel microcomputers, memory and telecom products provide a foundation for compatibility with the computer systems that the digital network must interface with.

The microcomputer—invented by Intel in 1971—has been the key component that's made possible distributed processing networks, with central computers linked to remote "smart" terminals, printers and local processors.

Today, the biggest obstacle to the growth of such networks is the cumbersome analog-based



An intelligent codec brings distributed processing architecture to line card design.



transmission system. One alternative — already in use — is to use satellites to bypass the traditional transmission system. To compete, the telecommunications industry will have to convert to the high speed, wide bandwidth of digital transmission. And, ultimately, "telecomputerization" will require the extension of digital standards to the subscriber station.

How Intel gives you a head start.

Digital switching and transmission design engineers have enthusiastically adopted Intel LSI to bring down costs, add features and improve reliability in inter-office transmission systems, Class 5 central offices, Class 4 toll and tandem offices, PABX subscriber loops, even advanced-feature telephones.

In addition to our industry standard codec and filter we can supply the telecommunications industry with single-chip and multi-chip microcomputers, board-level processors, memory components, peripheral support circuits and time-saving software development tools.

And we're committed to applying the lesson learned in the highly competitive electronics marketplace to bringing the latest technological innovations to digital switching and transmission design engineers. The wide acceptance of our monolithic transmit/receive filter and our codec proves that. Like all our components for telecom, the codec and filter use the proven NMOS process we developed and employ each year to produce tens of millions of devices. It has enabled us to design in reliability. We've evaluated the industry standards — 40 year life and 50 FIT — and instituted design standards to meet them.

Line card design changes dramatically with our LSI codec and filter. Both are single component solutions replacing multiple devices. And neither one requires precision external components. That means space-saving, economical, reliable design.

Our 2910 (μ law)/2911 (A law) codec has become an industry standard. Its unique microprocessor interface brings the concept of distributed processing to line card/digital switching design.

By switching directly on the PCM highway and unburdening the common control processor from time-slot allocation and maintenance in PCM systems, our codec can dramatically reduce switching costs. Common control overhead is reduced, system reliability is improved and there's far greater flexibility in the level of blocking selected for the system.

We're delivering production quantities of our codec to manufacturers all over the world. And Texas Instruments, Inc. has signed as a second source of our codec assuring high volume supply from more than one source.

Like our codec, the 2912 filter replaces multiple devices with a single monolithic solution. And it meets the stringent Class 5 Central Office requirements for both D3/D4 and CCITT transmission standards, with necessary voiceband flatness and stop band rejection. The 2912 also has a 50-60 Hz notch to filter AC line noise, permits gain adjustments of voice signals, and provides a direct interface to line or trunk circuits that use either transformers or electronic hybrids.

Recognizing the number of codecs and filters in a perchannel codec architecture, and their importance, every Intel codec and filter undergoes extensive temperature testing and burn-in before it's shipped. And like our codec, our 2912 filter is in volume production and immediately available in quantity.

Intel delivers the widest range of LSI devices for telecommunications systems

Microprocessors

Intel's 16-bit 8086 microprocessor provides state-of-the-art performance as a central controller (CPU) in distributed processing systems. It's ideal for central office and PBX controller applications. For even more efficiency in a multi-processing format, add our 8-bit 8088 super high performing processor and/or the new 16-bit 8089 I/O processor to your 8086-based system.

Our 8-bit microprocessors, like the 8048 computer-on-a-chip and 8085A processor, are typically used in communications terminals, traffic data collection for control applications and data terminal modem applications.

Peripherals

Intel offers telecommunication system designers over 25 microcomputer peripherals—more than any other supplier. Choose from a whole series of programmable devices, including our 8251A general purpose communication interface, our 8741 UPI (Universal Peripheral Interface) and 8271 Floppy Disk Controller. Intel makes the human interface easier with our 8279 keyboard display controller and 8275 CRT controller. We also supply a host of programmable timers, interrupt controllers and multimaster bus arbiters.

Memory Components

RAMs. Use our Random Access Memories for main memory storage in switching systems, encoded voice storage and temporary data storage. Intel gives you a broad selection of high speed +5 volt devices from 1K to 16K, static and dynamic memories.

PROMs and EPROMs. For maximum flexibility in designing program store memory, such as class-of-service, use our +5 volt erasable 2716 (16K) and 2732 (32K) EPROMs.

Bubble Memory. Any telecommunications application requiring large capacity, non-volatile memory can use bubble memory. Today Intel delivers the nonvolatile one million-bit bubble memory for PBX's, CO's and remote digital line units, as well as for program store in Automatic Traffic Measurement Systems (ATMS) and Automatic Message Accounting (AMA).

Intel's Industry-Standard Products at Work in Your Applications

INTEL PRODUCTS	TERMINAL APPARATUS	SWITCHING	CONTROL	TRANSMISSION
MICRO-PROCESSORS	✓	✓	✓	✓
PERIPHERAL COMPONENTS	✓	✓	✓	✓
MEMORY COMPONENTS	✓	✓		✓
CODECS AND FILTERS	✓			✓

Single Board Computers

We have a whole family of 8 and 16-bit single board computers, memory expansion and I/O boards with run time system software. Take our iSBC-544™ Intelligent Communications Controller, a single board solution with four serial data lines for managing data I/O synchronous or asynchronous modes. Used as an intelligent slave, the iSBC-544 board completely relieves the master CPU from managing the serial I/O activity.

Development Support

To help get your product to market faster, Intel also offers complete development support. Our Intellec® Microcomputer Development System lets you build prototype software and then debug it using ICE™ In-Circuit Emulation modules. Choose from assembler, PL/M, BASIC or FORTRAN for your programming requirements.

Intel's complete telecommunications product information package is available on request. To receive it, write Intel Corporation, Literature Department, 3065 Bowers Avenue, Santa Clara, CA 95051. Or call (408) 987-8080.

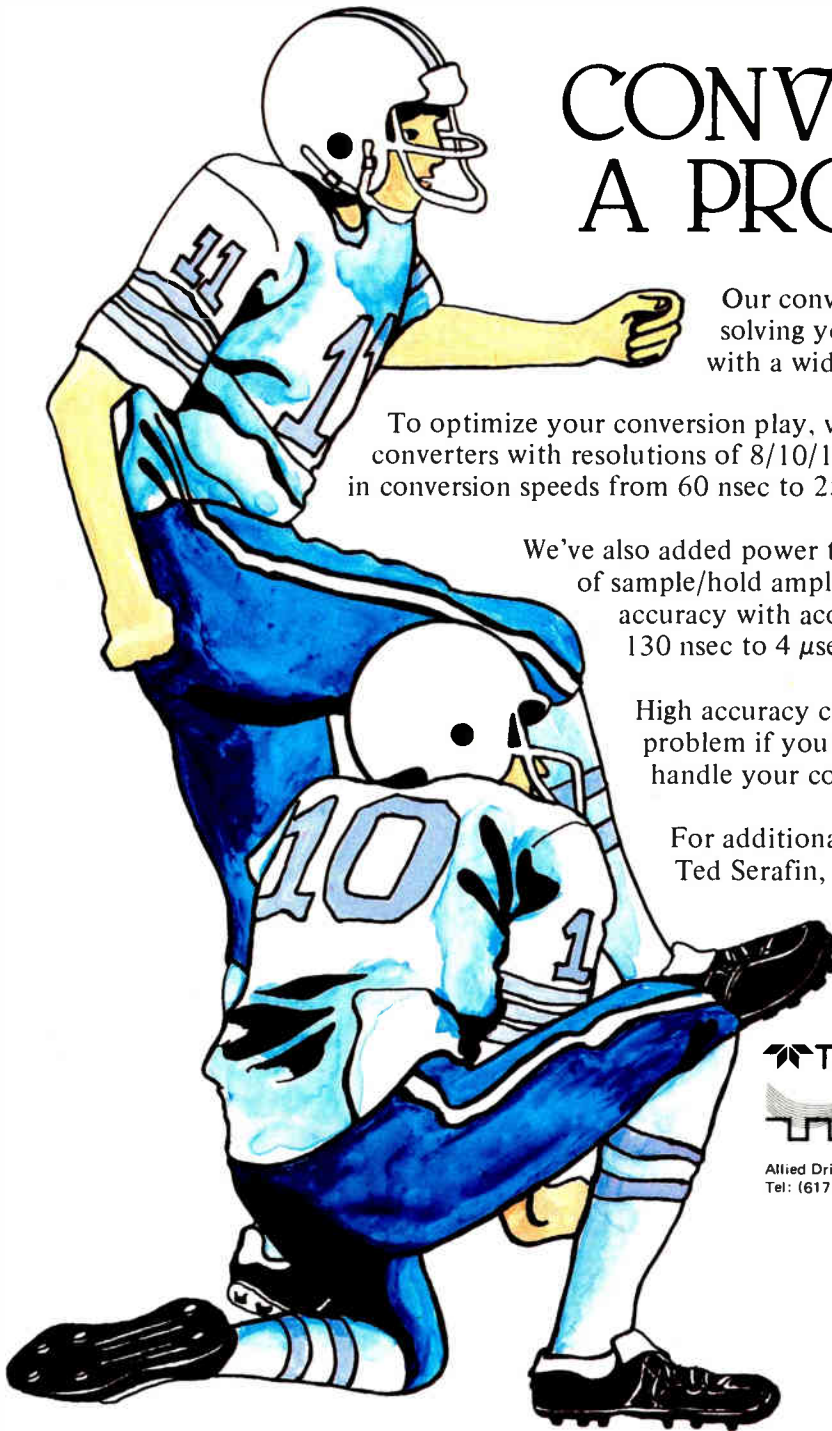
For specific information or to order, contact your local Intel distributor or sales office.

intel delivers.

For more information, circle reader service number 255.

U.S. and Canada Sales Offices: Huntsville, Alabama (205) 883-2430 □ Phoenix, Arizona (602) 242-7205 □ San Diego, California (714) 268-3563 □ Santa Ana, California (714) 835-9642 □ Sherman Oaks, California (213) 986-9510 □ Santa Clara, California (408) 987-8086 □ Denver, Colorado (303) 758-8086 □ Danbury, Connecticut (203) 792-8366 □ Ft. Lauderdale, Florida (305) 771-0600 □ Orlando, Florida (305) 628-2393 □ Oakbrook, Illinois (312) 325-9510 □ Hanover, Maryland (301) 796-7500 □ Chelmsford, Massachusetts (617) 667-8126 □ Southfield, Michigan (313) 353-0920 □ Bloomington, Minnesota (612) 835-6722 □ Edison, New Jersey (201) 494-5040 □ Hauppauge, New York (516) 231-3300 □ Poughkeepsie, New York (914) 473-2303 □ Rochester, New York (716) 328-7340 □ Dayton, Ohio (513) 890-5350 □ Cleveland, Ohio (216) 464-2736 □ Fort Washington, Pennsylvania (215) 542-9444 □ Dallas, Texas (214) 241-9521 □ Houston, Texas (713) 784-3400 □ Bellevue, Washington (206) 453-8086 □ Milwaukee, Wisconsin (414) 747-0789 □ Ottawa, Ontario, Canada (613) 829-9714 **Europe:** Brussels, Belgium, Tel: (02) 660 30 10, Telex: 24814 □ Rungis Cedex, France, Tel: (01) 687 22 21, Telex: 270475 □ Bromma, Sweden, Tel: (08) 98 53 90, Telex: 12261 □ Oxford, England, Tel: (0865) 77 14 31, Telex: 837203 □ Muenchen, Germany, Tel: (089) 55 81 41, Telex: 523 477 **Israel:** Haifa, Tel: 972/452 4621, Telex: 922 46511 **Japan:** Tokyo, Tel: (03) 426-9261, Telex: 781-28426

United States and Canadian distributors: Arrow Electronics □ Alliance □ Almac/Strom □ Component Specialties □ Cramer □ Hamilton/Avnet □ Harvey □ Industrial Components □ Pioneer □ Wyle/Elmar □ Wyle/Liberty □ L.A. Varah □ Zentronics



CONVERSION A PROBLEM?

Our conversion team is hard at work solving your conversion problems with a wide range of data converters.

To optimize your conversion play, we have A-to-D and D-to-A converters with resolutions of 8/10/12 bits and 3½ digits ranging in conversion speeds from 60 nsec to 25 msec.

We've also added power to our team, a broad line of sample/hold amplifiers having 8 to 12 bits of accuracy with acquisition times from 130 nsec to 4 µsec.

High accuracy conversion will not be a problem if you let Teledyne Philbrick handle your conversion play for you.

For additional information, contact Ted Serafin, Product Marketing Manager at (617) 329-1600 or circle the number below.

 **TELEDYNE PHILBRICK**



Allied Drive at Route 128, Dedham, Massachusetts 02026
Tel: (617)329-1600 TWX:(710)348-6726 Telex: 92-4439

THE NEXT GREAT

Six years ago Biomation brought you the first logic analyzer. Today we bring you the industry's broadest selection. And there's more on the way.

Keeping abreast of the latest technological advances is half the battle these days. If you're designing with digital logic — especially microprocessors — you know how fast things are changing.


The new demands of digital logic are what Bill Moore, Biomation's first chief engineer, had in mind when he developed the logic analyzer, back in '73. He called it a "glitch fixer," designed to track and unravel the mysterious electronic glitches that plague digital logic designs.

Bill Moore was named Man of the Year by Electronics magazine for his invention.

We're proud of that. In fact, pride is a big part of everything we do. It's the secret ingredient in each logic analyzer in our broad line.

Our other "secret ingredient" is good hearing. We listen carefully to our customers. Then design our products to meet your needs. And we keep a finger on the pulse of technology. So we can understand the special demands it puts on you.

As a result, we've been first with each important logic analyzer advance. For example, when we developed "latch mode" we gave you the capabilities to latch onto glitches — random pulses — as narrow as 2 nano-seconds in current models.



GLITCH FIXER.™

Today our K100-D includes latch mode — and much more. It's the premier logic analyzer for the most complex logic problems. It combines built-in display, keyboard input, 16 channels (up to 32 with adapter) and 100 MHz sampling rate.

Not every application requires such a powerful tool. To meet your special needs, we can deliver seven models, with 8, 9, 16, 27 or 32 channels, sampling rates to 200 MHz and memory lengths to 2048 words.

Which glitch fixer is best for your application? Call us at (408) 988-6800 to discuss your needs — or any time you need technical assistance. Our application engineers are here to help. For more information on our complete line of logic analyzers, write for our catalog.


Write Gould Inc., Biomation Division, 4600 Old Ironsides Dr., Santa Clara, CA 95050.

And the next great glitch fixer? One thing you can be sure of. It — and the one after it — will be wearing our name.



An Electrical/Electronics Company

Circle #81 for information



STANDARD EQUIPMENT WITH EVERY FAIRCHILD TEST SYSTEM.

Half the reason anybody buys a Fairchild test system is the quality of the system itself.

The other half is customer support.

We pride ourselves on providing the very best customer support program in the test system business. We offer the world's most comprehensive training to get you started. Meaningful applications to get you running. And worldwide field service to keep your downtime to an absolute minimum.

Everything we do is designed to meet a common goal: Give you maximum use of your Fairchild system at the lowest possible cost.

That's the overview.

Here are the specifics:

TRAINING YOUR PLACE OR OURS.

Fairchild operates training centers in San Jose, Munich and Tokyo. Courses can also be taught in your own plant by special arrangement.

In our training centers, your personnel are given hands-on experience with the exact kind of test equipment you buy. They start with 12 to 18 man-weeks of basic training, and then choose from a broad range of courses to fit your specific needs—from testing fundamentals to advanced LSI testing techniques.

We use the very latest teaching techniques, including videotape and programmed learning courses, in addition to live lectures and demonstrations. Our average instructor has a minimum of seven years of experience. We have trained over 8,000 customer

personnel in the past seven years.

APPLICATIONS. NOT JUST HOW, BUT WHY.

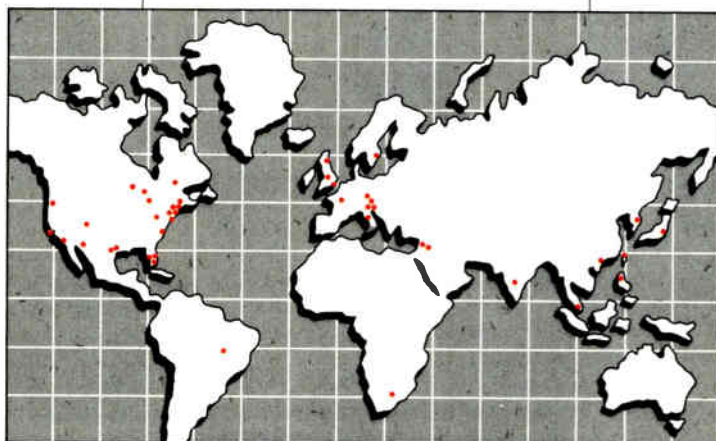
The key to effective applications support is making sure your Fairchild system does everything it can to meet your specific testing requirements. We maintain a worldwide team of applications engineers to help you get your

We offer a variety of service contracts that can be tailored to your needs. They give you monthly servicing and calibration of your test systems, automatic field change notices, automatic software updates, replacement of defective parts, and a commitment to be there within a matter of hours (within 50 miles of a service center, average response time is four hours).

All in all, we guarantee never to forget you after the sale. That's why every Fairchild test system you buy comes with the personal commitment of trained professionals, applications engineers and service personnel as standard equipment.

For more information, contact your nearest Fairchild Test Systems sales office. Or

write Test Systems Group, Fairchild Camera and Instrument Corporation, 1725 Technology Drive, San Jose, California 95110. Tel: (408) 998-0123. TWX: 910-338-0558.



system up and running. We also have a software library containing hundreds of ready-to-run device test programs for standard ICs, almost every known microprocessor, I/O chips, bipolar RAMs, MOS RAMs and a number of support circuits. These programs would cost you tens of thousands of dollars if you had to develop them yourself from scratch.

It all adds up to an applications base that meets many of your testing needs before you begin.

SERVICE. ALWAYS THERE WHEN YOU NEED US.

No matter where you are in the world, we have a field service engineer close by to keep your system uptime up. We have more than 25 major service centers throughout the U.S., Europe and the Far East.

FAIRCHILD
TEST SYSTEMS GROUP

**The
first family
of ATE.**





**Choose TI's 16-bit TM990 microcomputers.
The right price/performance combination
for industrial controls.
You'll be in the best of companies.**

To date, more than 500 companies are betting on TI's TM990 micro-computer modules. As indicated on the following page, the diversity of companies is great. The applications

are equally diverse. Why are these modular members of TI's 9900 Family the pick of the crop for so many? There are many reasons; here are several of the major ones:

The design headstart

A lot of work is done beforehand: Hardware design. PC board layout, manufacturing, testing. TM990 mo-

dules come preassembled, pre-tested. Shortening your design cycle. Getting you to market faster.

Burn-in-reliability

TM990 modules are specified to operate over the full commercial temperature range of 0° to 70° C.

All components must pass strict quality assurance criteria before assembly. Every assembled module is tested, temperature cycled, burned-in, and retested to assure highly reliable operation.

Precision performance

The TM990 modules incorporate TI's 16-bit microprocessors — already a standard in the world of process control. The architecture is more powerful, the instruction set richer. The modules are backed by high-level languages for easier, faster programming. Result: more programmer efficiency, more operational precision.

Wide choice available

TI distributors stock TM990 modules for off-the-shelf delivery.

Your broad choice includes modules for evaluation and OEM applications. Memory expansion. Data entry and display. Digital I/O expansion (see listing in the next column).

Interfacing to motors, generators, contactors, etc., is simplified by industrial ac and dc I/O modules, optically isolated for system protection. A series of A/D and D/A interface modules is also available.

On-going leadership: A floppy disk controller and a bubble memory module have just been added to the TM990 Series. Soon to come: A speech module. And industrial communication modules.

Forward-looking bus: From day one, all TM990 modules have communicated over the same fully documented bus which simplifies system integration and development of customized modules. The TM990 Bus definition supports memory expansion to 16 megabytes as well as multiprocessing applications.

Ready-to-use software support

The affinity of TI's 16-bit microcomputer modules for high-level lan-

guages contributes substantially to programmer efficiency. Ready for use immediately:

Power Basic: This English-like language speeds programming even for the novice. It is easy to learn, to

Way to Go

TM990 microcomputer modules are making a significant impact on the industrial market. They daily prove themselves the ideal means for quickly bringing 16-bit economy and performance to end products... to the production line. Choose the TM990 Series and you join the best of companies. To name a few: Varian, Analog Devices, Dow Chemical, ITT, Loral, Autotrol, U.S. Steel, Owens Corning, Gulf Oil, Chrysler, Lockheed, Boeing, Teledyne, Delco, Litronix... and, of course, TI.

TI's TM990 Microcomputer Series

Microcomputer Modules:

TM990/100M
TM990/101M

Evaluation Module:

TM990/180M

Educational Module:

TM990/189

Memory Expansion Modules:

TM990/201 EPROM/RAM
TM990/203 Dynamic RAM
TM990/206 Static RAM
TM990/210 Bubble Memory
TM990/303 Floppy Disk Controller

I/O Expansion Modules:

TM990/305
TM990/310

Industrial I/O Modules:

TM990/5MT Series

A/D and D/A Interface:

TM990/1000 Series (Analogic)
TM990/1240 Series (Analog Devices)

use, to document. It has I/O features for process control and enhanced speed for real-time applications. It is designed for use on a single microcomputer module or in an expanded module system.

TI Microprocessor Pascal: This new high-level language, which TI has pioneered, provides the most extensive support available. It enables you to solve application problems

without getting involved with the intricacies of machine architecture. You have fewer errors because the code is easy to write, document, read, and modify.

Ready-to-use development system

The AMPL* prototyping lab maximizes software productivity. It contains, in one versatile unit, everything required to develop your software and to check out your system hardware.

Available either as a floppy-based system or multi-user hard disk system, the AMPL lab supports Basic, Pascal, Fortran, and assembly language.

The very affordable modules

Considering the performance and reliability you get... the savings in design time and programming... and the elimination of those expenses associated with make-it-yourself modules, the TM990 modules are the best buy in the industry — 16 bits for the price of 8.

Choose your help

When you bog down, dial (713) 776-6632. That's the Houston hot line. TI application engineers stand by to answer your technical questions.

If you want a firsthand look at the TM990 modules, or the AMPL lab, call or visit your local TI distributor Systems Center where TI-trained applications engineers will arrange demonstrations.

TI Regional Technology Centers hold monthly courses on the TM990 modules, the 9900 Family microprocessors, Power Basic, Microprocessor Pascal, and the AMPL lab. Check your nearest TI distributor or TI field sales office for dates, locations, and fees.

For a copy of the latest brochure giving full details on the TM990 microcomputer modules, call your TI distributor. Or write Texas Instruments Incorporated, P. O. Box 1443, M/S 6404, Houston, Texas 77001.

*Trademark of Texas Instruments Incorporated

**TEXAS INSTRUMENTS
MOVING AHEAD
IN MICROCOMPUTERS**



TEXAS INSTRUMENTS
INCORPORATED



Teradyne adds microprocessor-controlled system to discrete testing line.

New T327 is heavy on performance, light on price.

Amidst considerable hoopla, Teradyne today unveiled its new microprocessor-controlled discrete semiconductor test system.

Dubbed T327, the new system is well suited to both manufacturers and users who desire high throughput coupled with a mid-size data processing capability.

"We've tried to optimize price and performance for that large group that requires some datalogging, but doesn't want to pay for a whole lot of extra computer power," a Teradyne spokesperson remarked.

Capabilities stressed.

Uses for the T327 include probe, final test, vendor monitoring, device evaluation and many more.

Menu programming permits easy use by less-skilled employees, yet override is possible for experienced programmers.

Six (6) or more test stations can be run off a single system at a low cost-per-station unmatched in the industry.

Standard features are impressive, as well. As one prospective buyer noted, "I can get excited about a basic system that comes complete with floppy disks, a thermal printer and a CRT."

Other advantages.

Like all Teradyne discrete test systems, the T327 stresses high throughput, ease of use and easy setup.

Particularly noteworthy is the system's ability to communicate data to other computers for further analysis.



Test programmers, operators and production managers show enthusiasm for T327's combination of simplicity and power at a low price.

For further information, the company requests that you write to: Teradyne, 183 Essex Street, Boston, MA 02111. Or call (617) 482-2700.

Seventu fr

M-

H

Circle 86 on reader service card

TERADYNE

To distributors, pervasiveness is key

Penetration of electronics into new markets will soften impact of any downturn in 1980, executives agree

by Larry Waller, Los Angeles bureau manager

Whatever next year holds for electronic component distributors—and management opinions vary all over the landscape—top officials agree with one another and their fellow executives who manufacture the devices (see p. 111) on one thing: if a recession indeed hits, it will not be as bad as the disastrous downswing in 1974-75. While not playing down the perennially underfinanced condition of many distributing outfits made even worse by 15 $\frac{3}{4}$ % prime interest rates, the executives point out that there have been several improvements.

"Pervasiveness" is the key word, referring to onrushing penetration of electronic parts into new uses, helping to smooth out business cycles. As William C. Cacciatore, senior vice president of distribution giant Hamilton/Avnet Electronics, puts it, "Pervasiveness will offset any slower growth rate overall in the economy." His boss, Anthony R. Hamilton, the eternally optimistic president of the Culver City, Calif., company, says this translates into more customers than ever—some 102,000 for his firm alone, or about double the total five years ago. More importantly, unlike 1974, new distribution customers are outside the electronics industries themselves. They come from such sectors as pharmaceuticals, petrochemicals, and food processing, where microcomputer-based controls have been replacing electromechanical equipment.


Two other factors also contribute: better control of inventories, based on new data-processing systems, that keep management more on top of what became a runaway problem in 1974; and the solid financial health

of the distributor's major suppliers, the big semiconductor houses. "There's not a bad balance sheet among them," notes Sidney L. Spiegel, president of Wyle Distribution Group in El Segundo, Calif., who keeps close tabs on distributor finances [*Electronics*, March 16, 1978, p. 84]. Such a positive stance is a far cry from the situation five years ago, when pressure and subsequent panic selling sent many distributors to the brink of financial disaster.

Finally, the obvious effects of three years of boom have allowed many distributors themselves to shore up their financial underpinnings somewhat. "But not all," sighs Spiegel.

But when queried for their views about 1980 business, industry officials go differing ways. As might be expected, Hamilton sees little trouble. "We're still plunging ahead, investing in inventory, facilities, and people." While much depends on the overall economy, he admits, growth rates for his firm of from 12% to 18% seem to be in the cards. (Industry figures are notoriously difficult to come by, but most sources think the distribution field grew at a 25% or so clip in 1979, on the heels of a 34% rate in 1978.)

Also optimistic about 1980 is Joel H. Girsky, secretary and treasurer for Jaco Electronics Inc. The Hauppauge, N. Y.-based firm grew at a 25% rate in 1979, opening outlets in Dallas, Boston, and San Jose, Calif. "Unless the national economy really goes into the tank, the electronic components business will remain relatively unscathed," says Girsky, who is planning on a 20% to 25%



Probing the news

growth rate next year. Even if things do go badly, he thinks a 12% rate is still possible.

Dim picture. From these fairly rosy views, projections vary downward. Harvey E. Sampson Jr., president and chairman of Harvey Inc., Woodbury, N. Y., expects today's "very strong business to continue for six months—beyond that, the picture's just too cloudy." In Dallas, Byron Kirkwood, president of KA Electronics Sales, a small independent, says, "We feel if there is a recession we're going to hold our own, or at worst, we'll see some leveling off."

From a Midwestern vantage point, Abe Halegua, president of Advent

Electronics, Rosemont, Ill., is participating in very strong business. "We are expanding, and sales next year should be up at least 10% over current levels." Head of an independent doing \$5 million to \$10 million a year, Halegua believes high-technology items will continue to fuel growth, but "commodity-type components, such as resistors, are in better supply than ever and may not keep pace." For just this reason, Robert Throop, president of Intermark Electronics, Sunnysvale Calif., emphasizes advanced technologies. "A recession would have a much greater effect on mature products," he thinks. And six months out, distributors "will see the recession eroding business."

On the low side of prognostication, as usual, stands Wyle's Spiegel,

who admits he sometimes errs by being too cautious. "We're making plans for a flat first six months, then look for a 10% to 15% growth for the rest of 1980." He bases much of this on data from industry consultants, but observes, "If you ask me if I have any confidence in it, the answer is no." Spiegel pinpoints March as the critical month. "If the industry is solid through then, we'll go marching right on through."

Inventory worries. One industry-wide concern is inventories and what can happen if they start to pile up. In 1974, for example, a three-month lag effect, beginning with the build-up of stock during February and March, was reflected in much lower sales by late spring. "The big question," says Spiegel, "is whether an inventory glut is building, and none of us really know that now."

Closely related to this nagging worry is the skyrocketing interest rates distributors have to pay banks to finance operations. Every manager is in the throes of reevaluating what these rates (as high as 20%, reflecting such factors as compensating balances and premium over the prime rate) can do to business. Profits, for example, seldom make this level of borrowing sensible for anything more than the short term. "Any distributor working on less than 15% [profit] margin ought to have his head examined," flatly states Advent's Halegua.

Along with what Semmer calls "incremental, not critical" inventory buildup to date, an inevitable result of tight money is lengthening receivables. This is starting to alarm every distributor who will talk on the record. Samson of New York's Harvey Group sums it up as "a very troubling development" and notes that accounts receivable for his firm now stretch out to as long as 55 or 56 days.

What to do? Customers slower to pay bills test the resolve of distributor management that is caught in a ticklish dilemma. At Advent Electronics, Halegua has no hesitation about cutting off "bad accounts" of a certain kind, those that are taking delivery on parts in tight supply. They suffer a "fate worse than bill collectors because there's no sense in shipping valuable parts to non-

Growing weak amid the strong

When news of serious troubles at Cramer Electronics Inc. surfaced earlier this year, a purchasing manager for a nearby manufacturer made a trip to Cramer's Newton, Mass., warehouse. In pulling ordered items from stock, he was struck by the chaotic state of Cramer's inventory: "Their shelves were loaded with things people haven't bought for years."

That was just one symptom of the terminal illness afflicting the second-ranked (in terms of sales) member of the fast-growing distribution industry. Rapid growth, in fact, produced most of the problems besetting Cramer's management, sources say. It is now merging with Arrow Electronics Corp. of Greenwich, Conn.

Booming sales in the early and mid-1970s encouraged companies like Cramer to borrow heavily. That was a response aimed solely at increasing sales volume, the standard by which manufacturers traditionally judged distributors [*Electronics*, March 30, 1978, p. 24], but it did little to enhance profit margins. Cramer's bank debt—reportedly \$26 million at the end of 1978—was absorbing 60% to 70% of the firm's income from accounts receivable, according to one industry observer.

One recently departed top officer notes that Cramer's management was conditioned by boom years "when you could sell anything." Former Cramer president Timothy X. Cronin, under whose guidance Cramer expanded "to get in on the boom," agrees. "Volume for volume's sake" is a characteristic obsession of distributors, he says.

But Cronin, not surprisingly, focuses on later developments in assessing Cramer's fall. Ousted in early 1978, he asserts incoming leadership made some serious mistakes. Firing nearly all the firm's top management, Cronin says, lost many franchises as confidence in stability ebbed. In his opinion, it also failed to develop necessary controls to regulate inventory. He admits this had become a problem during his tenure, "at about the time sales got to the \$125 million level."

"It takes a terrific amount of time and trouble, not to mention a restructuring of sales procedures, to establish good monitoring, and companies haven't been willing to bite that bullet," says an ex-Cramer executive. He adds that the problem continued at Cramer because so much energy was required "just to keep the ship afloat."

The view of both the Cramer executives and observers is that Cramer's woes are not unique in an industry goaded by good times and manufacturers' expectations to emphasize sales growth above financial stability. Left unattended, these issues could produce more Cramers, they say.

-Linda Lowe

"We built these two new counters for design engineers like us"

You'd expect our engineers to be biased in favor of our new counters. But when we challenged them, they quickly pointed out why they're becoming favorites of design engineers everywhere.

"The 7260A and 7261A

represent the best combination of counter performance, pricing and packaging that a design engineer could want. Both incorporate Fluke-designed thick-film hybrid circuits for excellent sensitivity and flat response. Stainless steel RFI

shields, switchable attenuators and low-pass filters eliminate unwanted signals. And they can be operated from optional rechargeable batteries."

Getting down to specifics.

"But advanced technology means little unless the instrument does the job for you. So both feature a basic bandwidth of 125 MHz with options to 1300 MHz. Each with manual or autoranging through all measurement modes.

Model	Resolution	Max. Sensitivity	Price
7260A	100 ns	10 mV	*\$850
7261A	10 ns	10 mV	*\$995

Built for IEEE-488 systems.

"Fluke's exclusive portable test instrument (PTI) packaging design lets us stack and latch multiple instruments on top of our counters. And by using the new Fluke 1120A Translator, we can assemble an inexpensive IEEE-488 system."

Convincing evidence.

Our engineers are sold on our new counters. How about you? For more information call toll free 800-426-0361; use the coupon below; or contact your Fluke sales office or representative.

*U.S. prices only.



IN THE U.S. AND NON-EUROPEAN COUNTRIES:

John Fluke Mfg. Co., Inc.
P.O. Box 43210 MS #2B
Mountlake Terrace, WA 98043
(206) 774-2481
Telex: 32-0013

IN EUROPE:

Fluke (Holland) B.V.
P.O. Box 5063,
5004 EB Tilburg,
The Netherlands
(013) 673 973 Tlx: 52237

- Please send 7260A/7261A specifications.
- Please send information on Fluke's 80-MHz 7250A Counter.
- Please send 1120A IEEE-488 Translator info.
- Please have a salesman call.

Name _____

Title _____ Mail Stop _____

Company _____


Address _____

City _____ State _____ Zip _____

Telephone () _____ Ext. _____

For technical data circle no. 89

Six great features these two popular trimmers have in common:



The Model 63 3/8" Singleturn Cermet

The Model 64 3/8" Multiturn Cermet

1. Soldered terminations for reliability.
2. Superior design for excellent setability—virtually no spring-back in the singleturn or backlash in the multiturn.
3. Eight multiturn configurations interchangeable with single-turn pin styles for flexibility.
4. Brush wiper design for low CRV.
5. O-ring seal for board wash.
6. Low cost.

Available from local distributor stock. Send for a data sheet or call for a quote. Ask about a free sample.

Spectrol

SPECTROL ELECTRONICS GROUP

UNITED STATES Spectrol Electronics Corporation P.O. Box 1220, City of Industry, Calif. 91745, U.S.A. • (213) 964-6565 • TWX (910) 584-1314

UNITED KINGDOM Spectrol Reliance Ltd. Drakes Way, Swindon, Wiltshire, England • Swindon 21351 • TELEX: 44692

ITALY SP Elettronica SpA Via Carlo Pisacane 7, 20016 Pero (Milan) Italy • 35 30 241 • TELEX: 36091

GERMANY Spectrol Electronics GmbH Oberauerstrasse 15, 8000 Munich 70 West Germany • (089) 7145096 • TELEX: 05-213014

Probing the news

payers," he notes.

With emphasis on watching profit margins during a tight money period, the question of the availability of high-margin, leading-edge technological components still in short supply becomes even more insistent, industry executives agree. During all of 1979, the lead times of new memories, low-power Schottky (LS) devices, and many microprocessors stretched in many cases to six months. While most maintain these parts still are difficult to obtain, some slight changes are starting to show. "We are seeing better deliveries of both microprocessors and memories," notes Larry Pond, executive vice president of Wyle, "except for 64-ks." He thinks LS, in short supply for many months, will not improve much because of its big backlog, but here, too, others see things differently.

More coming. According to Joseph Semmer, director of business development for Dallas-based Hall-Mark Electronics Corp., reports are circulating that Texas Instruments Inc., the biggest LS supplier by far, feels it can deliver 20% more parts

than promised during the first quarter. If this happens, says the Texas executive, "it will clear up delinquencies and get 20-to-26-week lead times back to normal."

Although shortages have driven distributors up the wall, there is a positive aspect. For perhaps the first time in years, rampant price cuts did not sweep over the business just when hot-selling parts were set to make nice profits for all hands. To the contrary, prices of some hard-to-get products are being increased, say Semmer and KA's Kirkwood.

Chiming in with increases have been Fairchild Camera and Instrument Corp., Motorola Semiconductor Products Group, and TI, with jumps of 5% to 10% on LS. And 16-K random-access memories are firming up with increases in the 10% range. Such a trend has been building over the past six to nine months, estimates Semmer.

This indicates to both Semmer and Spiegel that pricing philosophy may be changing among the semiconductor manufacturers, who previously thought largely in terms of buying market share with lower prices. Spiegel thinks such a change, if it proves to be more than a short-term glitch resulting from short

supplies, could become more pronounced as the 1980s progress and stems from the basic recognition by semiconductor management "that more profits are needed to finance the investments they have to make to expand capacity." It has already manifested itself in paring back some product lines, notes Semmer, and the reduced competition itself has a tendency to hold prices firmer.

What this means to distributors is so far unclear, but Spiegel hopes it also could help in getting manufacturers to recognize that distributors need better profits to finance their own growth. "This is a lament that has fallen on deaf ears in the past," as one industry veteran says.

Looking into 1980, if a recession actually bites the industry (against the majority expectation), the usual question should resurface about which weak firms might go under or be acquired. Paradoxically, Spiegel does not foresee a major fallout during lean times. "That frees up cash so banks can be paid. But when the next expansion comes, they [banks] are more suspicious."

Failures are more likely to happen during boom times, he says, because financing growth is more expensive in terms of new investment. Wyle's Pond puts this at "30 cents to finance every new sales dollar. For one with a great debt overhead, that figure is more like 40 to 50 cents." Most industry sources point at this requirement as a major cause in the failure of Cramer Electronics during an industry boom time (see "Growing weak amid the strong").

But the potential payoff for successful distributors can be noted in continued industry growth, which, by most reports, reached \$3.2 billion in 1979, up from \$2.7 billion in 1978. And the importance of semiconductors in this pie is underlined by their increasing share, put by Spiegel at about 37% of the total for this year.

Furthermore, pressures to succeed heighten as the stakes get bigger, he thinks. As an example, he singles out the recent move of two top executives to Arrow Electronics from Hamilton/Avnet, and the subsequent lawsuits from both sides. This would not have happened two years ago, he believes. □

Value added means profit plus

An idea being pushed by smaller regional distribution firms as a way to negate the size advantages of their bigger competitors is a "value-added" approach. By no means a new gimmick, since distributors have put together systems and assembled parts for years, it is an opportunity for a smaller firm to pick out a niche, specialize, and hope to offer both supplier and customer better service than a competitor who might simply lump the product into a wider mix.

One tip-off to the accelerated value-added activity comes in California, where flat-cable and mass-termination connectors represent a good market for small firms, but one evidently not juicy enough for the big boys to zero in on. Cetec Moltronics division of Cetec Corp., for example, will distribute the flat cable and connectors made by Spectra-Strip of Garden Grove, Calif., through its three California branches and one in Phoenix.

Such an arrangement is "almost manufacturing, but not quite," explains Johnny Johnson, vice president of marketing for Moltronics, which is in South Gate, Calif. It involves cutting cable, mating connectors to customer specifications, and testing. To serve customers efficiently, Moltronics has hired a "value-added sales manager" with a manufacturing background and is investing in tooling and quality-control procedures. By any standard, "we are entering into a new phase of business," says Johnson.

But he and president Donald Cassidy expect value-added volume to grow to 20% of Moltronics' gross. And even with the hefty investments, profit margins will be bigger than when just selling components. Since Moltronics' gross margins (before taxes) run in the upper 20% range, the potential is apparent, they say.

Another rule broken.

Introducing the Whoppers.

Most PC connector series top out at about 50 contact pairs.

But that's just where the new additions to our "J" series start. We make the full series with contact pairs on .100 centers from 15 on up — with the new ones going all the way out to 55, 60, 61, 65 and 70.

All in Wire-Wrap* and .026" round tail wave solder versions.

They're whoppers.

So now, you can break a few rules, too, when it comes to PC board design. You can get up to 40% more circuits than you may have thought possible.

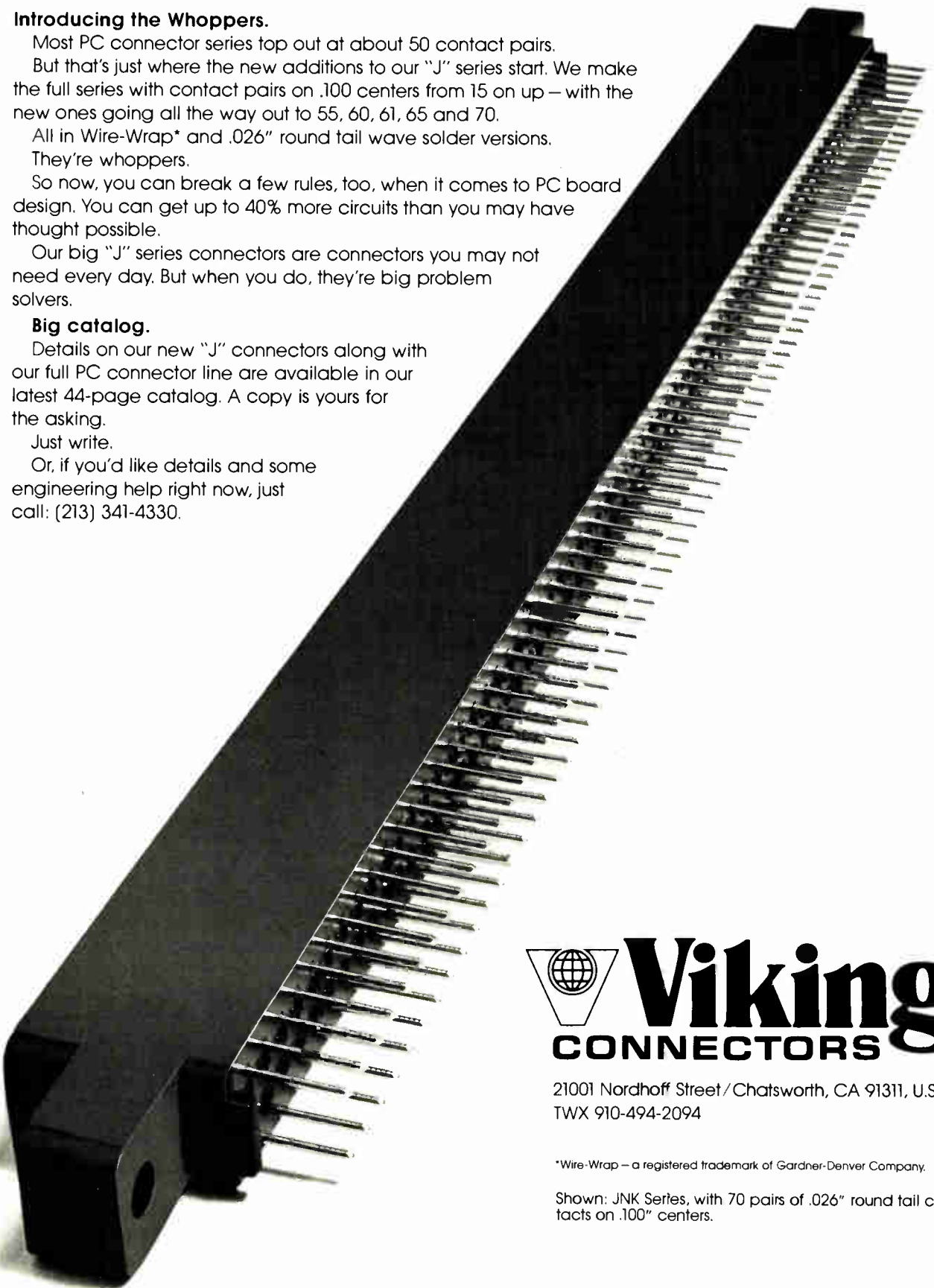
Our big "J" series connectors are connectors you may not need every day. But when you do, they're big problem solvers.

Big catalog.

Details on our new "J" connectors along with our full PC connector line are available in our latest 44-page catalog. A copy is yours for the asking.

Just write.

Or, if you'd like details and some engineering help right now, just call: (213) 341-4330.



 **Viking**
CONNECTORS

21001 Nordhoff Street / Chatsworth, CA 91311, U.S.A.
TWX 910-494-2094

*Wire-Wrap — a registered trademark of Gardner-Denver Company.

Shown: JNK Series, with 70 pairs of .026" round tail contacts on .100" centers.

Electronics abroad

West German growth to cool off

Higher energy costs to cause drop in spending
for electronics hardware, especially consumer items

by John Gosch, Frankfurt bureau manager

Chancellor Helmut Schmidt and the coalition government he heads have grappled resolutely with West Germany's economic problems over the past couple of years. They have done better than any of their West European neighbors at the tremendous task of keeping prices and wages under control despite surging energy costs, all the while managing to log rising growth rates. But resolution alone, it seems, cannot cope forever with the escalation of oil prices: West Germany now faces a slowdown that should force its economic growth rate, an adequate 4% this year, down to a barely respectable 2.5% in 1980.

"With consumers and industry having to dish out more for energy, there is bound to be a decline in spending on other things," says Manfred Beinder, chief economist for the ITT subsidiary, Standard Elektrik Lorenz AG in Stuttgart. And "other things" next year, according to *Electronics'* annual survey, will include a lot of hardware, particularly things consumers buy. After chasing down market estimates at dozens of firms, *Electronics* calculates that hardware sales in West Germany for 1979 will total \$12.28 billion, a rise of 9.3% over 1978. Next year's gain will be more modest, only around 7%; the chart forecasts 1980 markets at \$13.20 billion. (All dollar figures are based on the mid-November exchange rate of 1.80 Deutsche marks to \$1.)

There is another reason that the consumer slowdown is going to come: the nation's domestic color television market is saturated, and that's that for entertainment equipment—once the mainstay for West

German electronics—until video recorders start to come on strong, which is not expected to happen next year.

Medical electronics is another soft sector. "In the medium term, we will have rather slow rates—from 5% to 6% annually—compared with past years," comments Günter Schmettow, a market researcher at the medical equipment division of Siemens AG at Erlangen.

The strong sectors for 1980 are equally clear. The data-processing sector always provided a thrust of sorts, and "lately it has been replacement sales spurring the computer market," asserts Jochen Rössner, a marketing specialist at Sperry Univac in Sulzbach. And with investments in plant and equipment still going strong, industrial electronics gear will also help boost the overall

market next year. Communications systems producers will not do badly, although the post office, their biggest customer, will be a bit more conservative in its spending in 1980 compared with the past two years. Test and measurement equipment makers will benefit from the good communications business, "as well as some ongoing avionics and satellite projects," says Wolfgang Rucker, sales manager for Hewlett-Packard GmbH in Frankfurt.

Meager. As for components suppliers, they face a "rather meager year," as one of them puts it. Indeed, the survey bears this reading out. It predicts a lackluster year overall—a 4% rise in 1980 to \$3.53 billion—despite a strong showing by integrated circuits.

Computer makers always seem to have something special going for

WEST GERMAN ELECTRONICS MARKETS FORECAST
(IN MILLIONS OF DOLLARS)

	1978	1979	1980
Total assembled equipment	11,234	12,284	13,196
Consumer electronics	4,007	4,085	4,131
Communications equipment	1,447	1,733	1,950
Computers and related hardware	4,045	4,637	5,181
Industrial electronics	774	819	871
Medical electronics	667	682	706
Test and measurement equipment	205	230	253
Power supplies	89	98	104
Total components	3,256	3,387	3,532
Passive and electromechanical	1,527	1,611	1,702
Discrete semiconductors	471	477	485
Integrated circuits	507	575	648
Tubes	751	724	694

(Exchange rate: \$1 = 1.80 Deutsche marks)

Note: Figures in this chart are consensus estimates of consumption of electronic equipment obtained from a survey made by *Electronics* magazine in September and October 1979. Domestic hardware is valued at factory sales prices and imports at landed costs.

Probing the news

them no matter how the economy is faring. New customers getting into data processing for the first time keep turning up, and sooner or later they want more sophisticated equipment to streamline their operations. Eventually, everyone winds up in the replacement market. That explains what underlies the mood of optimism among computer suppliers at the moment—a thumping replacement market.

Electronics' survey reflects their optimism. It estimates next year's markets for computers and related equipment at \$4.64 billion, almost a 15% increase over 1978. For next year, the forecast is \$5.18 billion, a smaller but nonetheless solid rise of nearly 12%.

"Systems at the lower end of the range will do better than medium-sized machines," Sperry Univac's Rössner remarks, and Nixdorf Computer AG does not quarrel with that assessment. The Paderborn-based company estimates that about 80% of the number of systems installed last year came from small machines and intelligent terminals. Still, there is plenty of action in large systems. Rössner, for example, says they performed especially well this year, and Anton Peisl, head of the Siemens Data and Information Systems division in Munich, figures the market for large machines will grow by about 10% annually.

Communications. West Germany's communications equipment makers were kept busy in 1979 by a spending spree of their biggest customer—the Bundespost. Next year, the post office is expected to cut back its investments somewhat. Even so, producers can look forward to a strong increase: *Electronics'* survey predicts a rise to \$1.95 billion in 1980 for communications gear, up from \$1.73 billion this year.

The private sector—customers other than the post office—should gain a bit more than the public. "PABX [private automatic branch exchange] switching systems and teletypewriters will provide a big push," SEL's Beinder expects. In the public sector, the market is bolstered by replacement sales of switching

systems, says Erwin Biermeier, a market researcher for the Siemens Communications division. "Replacements are expected to determine the market action for quite some time," he adds.

Consumer electronics. Once the high strutters among West German electronics producers, the television set makers have slowed to a shuffle. The color TV market that kept them stepping out sharply in the mid-1970s is now saturated and its growth next to nil. As a result, the consumer sector as a whole is stalled at just over \$4 billion. The survey puts the 1979 markets at \$4.08 billion and 1980 markets at \$4.13 billion. Color TV sets account for more than 40% of the total.

The numbers are large, but deceptive. Actually, West German color TV sales last year hit a record 2.5 million sets. But set makers had figured on a much better year than that and wound up with hundreds of thousands of unsold units on their hands. To make matters worse, Japanese firms started making inroads in the small-screen market. "Many companies slid deeply in the red," comments Lüder Beeken, head of the Consumer Electronics division of Philips GmbH, the Hamburg-based subsidiary of NV Philips Gloeilampenfabrieken of the Netherlands.

This year and next, color television sales at best could edge up only slightly. Hanns-Dieter Horn, chief of the video group at Philips GmbH, maintains that he is "absolutely sure we can sell 2.6 million sets this year." He thinks that figure will climb to 2.7 million next year and that the market could tack on another 100,000 units in 1981. Johanna von Ronai-Horvath, head of market research at Schaub-Lorenz GmbH, an entertainment electronics producer of the ITT group, sees much the same kind of stagnation.

But von Ronai thinks the situation should improve in 1981 when sales of video cassette recorders start making an impact on the consumer market. Market watchers generally expect sales of VCRs to hit 250,000 units next year and then bound up to about 1,000,000 units yearly by the mid-1980s.

Numbers of units sold, though, are only part of the story. What

Philips and Grundig, Europe's only two VCR producers, are up against fierce competition from Japanese firms. And although the two companies claim their combined share of the European VCR market is still bigger than that of their Far Eastern competitors, industry observers maintain that they are losing ground. To make up for losses to the Japanese, they are banking heavily on their jointly developed Video 2000, an eight-hour reversible cassette recorder system [*Electronics*, July 5, p. 72], volume production of which is about to get started.

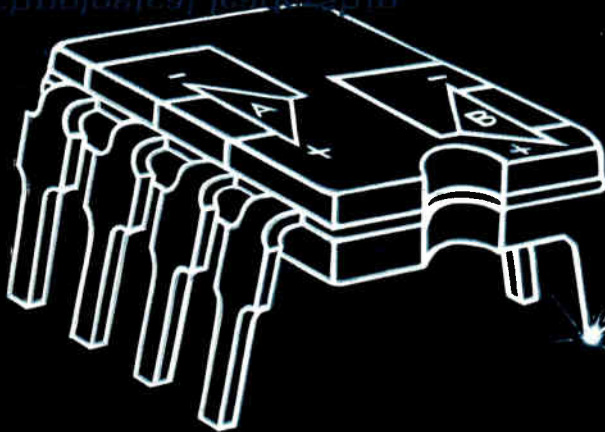
As for audio, that sector's impact on the overall consumer market is still big—slightly more than \$1.74 billion, according to *Electronics'* survey. Propping up the audio business are strong sales of high-fidelity stereo equipment, cassette recorders, and car radios. Ingwert Ingwertsen, head of the audio group at Philips GmbH, for example, says that the West German market still gobbles up about 19 million pieces of equipment a year, despite the high level of penetration. Some 115 million audio units of all kinds are in use in the country's 23 million households.

Components. For West German components suppliers, a sluggish consumer electronics market casts a pall on business. And the numbers in the components market forecast, ICs excepted, lack any luster. This year's markets total \$3.39 billion. Next year, they should edge up only 4.2% to reach a total of \$3.53 billion.

Semiconductor makers, by contrast, can presumably count on a strong rise for ICs—about 13%. That would push the market to just \$650 million. The business will be coming mainly from the professional electronics sector, explains Dirk G. Vogler, manager of marketing administration for Texas Instruments GmbH, Freising. He cites communications equipment and computer makers as heavy buyers. Klaus D. Wosylus, sales manager for industrial semiconductors at Fairchild Camera and Instrument GmbH, Garching, figures that computer makers bought 14.5% of all the semiconductors that were sold in West Germany. □

First in a series examining European markets.

Technological leadership.



Cut a new edge in accuracy with the first dual precision TRIMFET op amps.

Just as we introduced and still lead with the industry-standard, MC1458 dual bipolar op amp, Motorola Linear's first to offer state-of-the-art, dual, precision TRIMFETs™.

They're about as error-free and accurate as you can get any dual op amp to be . . . and an optimum combo of precision, performance and economy.

Super-accurate, laser-trimmed TRIMFETs

The secret's in the laser trimming—our kind of laser trimming. It accurately adjusts resistor values by cutting aluminum shorting bars (links) in an ultra-clean, remarkably stable process. The technology involves trapping the laser energy in a small, finely-controlled area so the metal is correctly vaporized, not splattered or cratered affecting adjacent areas. A cut above the rest.

Of course, TRIMFET technology offers 4 MHz bandwidth, 13 V/ μ s slew rate (about 25 times better than bipolars), 30 pA input bias and 10 pA input offset.

It's perfect for fast D/A, A/D; sample-and-hold; high-speed integrators; high-impedance buffers; low-current amplifiers.

Meet the whole family

Combining all the advantages a monolithic marriage between linear JFET and bipolar

technologies can offer, the Motorola TRIMFET family's available in plastic, metal, ceramic, single, dual and quad varieties.

FUNCTION	TRIMFET SERIES	V _{IO} RANGE (max) mV	TEMP RANGE °C	PACKAGE
Single	MC34001	2, 5, or 10	0 to 70	Metal, Plastic, Ceramic
	MC35001	2 or 5	-55 to 125	Metal, Ceramic
Dual	MC34002	2, 5, or 10	0 to 70	Metal, Plastic, Ceramic
	MC35002	2 or 5	-55 to 125	Metal, Ceramic
	MC34022	0.5, 1, or 2	0 to 70	Metal, Plastic, Ceramic
	MC35022	0.5 or 1	-55 to 125	Metal, Ceramic
Quad	MC34004	2, 5, or 10	0 to 70	Plastic, Ceramic
	MC35004	2 or 5	-55 to 125	Ceramic

Motorola TRIMFETs are 100% compatible with industry-standard MC1741, MC1458 and the MC3403/LM324 bipolar devices. Call or write us about any of them: Motorola Semiconductor Products Inc., P.O. Box 20912, Phoenix, AZ 85036. We'll send precisely what you need for

Innovative systems
through silicon.



MOTOROLA INC.

Consumer electronics

Home systems gain complexity

Fall conference is studded with papers on such subjects
as tuner memories and home shf antennas

by John G. Posa, Solid State Editor

The Ninth Annual Fall Conference on Consumer Electronics in Des Plaines, Ill., proved to be a cross between a devices meeting and a circuits convention. At the meeting site overlooking nearby O'Hare Airport, 20 papers spanning topics from analog memory to gigahertz television reception delivered a clear picture: complex electronics is heading for radios, television sets, telephones, toys, and games.


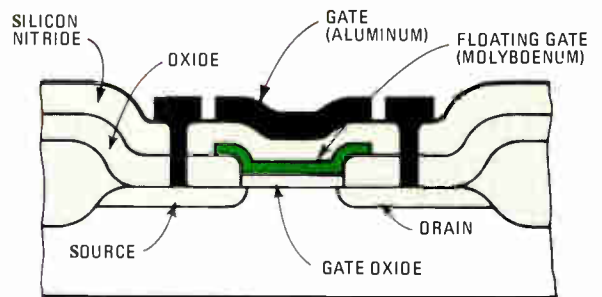
The program, held Nov. 12 and 13, was divided into four sessions—two on tuning systems for television and radio receivers, one on TV signal processing, and a miscellaneous grouping covering subjects like plastic optics for projection TV, speech processing for telephony, high-power

audio, and microcomputers.

In one of the sessions on tuning, Sanyo Electric Co. of Japan described a part-digital, part-analog nonvolatile memory chip that stores tuning information in Sanyo's latest TV receiver. The 104-by-104-mil p-MOS device stores 5 digital bits and one analog voltage for each of 16 channel frequencies. When a station is selected, the five digital bits are fed to a digital-to-analog converter; it in turn provides a rough voltage to a varactor tuner. The fine-tuning voltage, from 2 to 28 volts, comes directly from one of 16 analog cells in the memory. Sanyo says that without the unusual device, a comparable system would require a more expensive 13-bit d-a converter.




Sanyo's memory cell uses metal nitride molybdenum oxide or, as Sanyo calls it, MNMoOS technology. With the gate negative, the floating gate is erased as electrons flow into the channel and are swept away. To write an analog potential into the cell, the drain is pulled negative and electrons are injected into the floating gate until the output voltage sufficiently fine tunes in that station.

RCA Corp. unveiled a charge-coupled-device comb filter that it will install in limited editions of its 1980 line of ColorTrak TV models [*Electronics*, May 24, p. 34]. The filter provides enhanced separation of chroma and luminance (color and black-and-white) information on each horizontal scan, resulting in a



Memorable. A part-analog, part-digital nonvolatile memory chip, right, was designed by Sanyo to store tuning data for its latest TV set, above. A cross section of the analog cell is above right: it uses metal nitride molybdenum oxide, which Sanyo calls MNMoOS.

YOU KNOW THE LARGEST ELECTRONIC COMPANIES IN THE WORLD. DO YOU KNOW ISKRA?



Iskra group has some 28,000 employees including 1,600 research and development engineers in 75 factories, research, marketing and other organizations, and the most up-to-date technologies to work with. With a total turnover of 1.027 billion dollars last year, it has been classified among 17 largest manufacturers of electronic products in Europe.

In its development, Iskra is oriented towards tomorrow's activities which go far beyond the traditional limits of electromechanics and extend to the widest application of electronics with priority being given to the promotion of the development of computers, communications, automation, microelectronics, optoelectronics and engineering activities. All to ensure that every project we handle comes within schedule and budget requirements and meets performance and client expectations.

At present, Iskra is trading with 65 countries through a worldwide network of 16 trading subsidiaries and representatives. In the period 1974-1978, Iskra's exports increased by 114% reaching 101 million dollars in 1978. In 1979, the total turnover is expected to be 1.2 billions of dollars and the export figure approximately 120 million dollars.

For more information call or write:

Iskra Commerce, Trg revolucije 3, 61001 Ljubljana, Yugoslavia, Telephone-international: + 38 61 324 261; Telex: 31 356 yu iskexp
USA: Iskra Electronics Inc., 8 Greenfield Road, Syosset, N.Y. 11791, Tel: (516) 364 2616—**Germany:** Iskra Elektronik, GmbH, Furtbachstrasse 2b, 7000 Stuttgart 1, Tel: (711) 603 061—**CEFRA**, GmbH, Ungererstrasse 40, 8000 München 40, Tel: 392 061—**Italy:** Iskra Elettronica Italiana, S.r.l., Piazza de Angeli 3, 20 146 Milano, Tel: 49 80 036—**France:** Iskra France S.A., 354, Rue Lecourbe, 75015 Paris, Tel: 554 04 27—**United Kingdom:** Iskra Limited, Surrey CR 3 2 HT, Redlands, Coulsdon, Tel: 66 87 141—**Peak Power Ltd.**, Randslane, Industrial Estate, Armthorpe, Doncaster, Yorkshire, Tel: 884 831—**Switzerland:** Iskra Electronics AG, Am Stalden 11, CH 4500 Solothurn, Tel: 065 22 81 22—**Czechoslovakia:** Iskra, Lazarska 5, 15000 Prague, Tel: 520 612—**Poland:** Iskra, Swietokrzyska 36 m 15, Warsaw, Tel: 20 12 53—**Germany DR:** Iskra, Hermann-Maternstrasse 46, 104 Berlin, Tel: 28 28 322—**Romania:** Iskra, Str. Visarion nr. 6, Bucharest, Tel: 50 26 75—**U.S.S.R.:** Iskra, Mosfilmovskaja 42, Moscow, Tel: 147 84 03—**Egypt:** Iskra, 34 Adly Street, Cairo, Tel: 77 695—**Iran:** 9th street No. 6, Maydan Sanai, Teheran, Tel: 826 765—**Venezuela:** Eurocommerce S.A., Apartado 68 901 Altamira, Oficinas 19 y 20, Edificio Beca, Chacaito, Caracas, Tel: 72 06 86



Iskra


Nobody else has LSI-11 and LSI-11/2 cards like these.

Our digital cards are loaded with unique features such as the ability to use I/O lines as either inputs or outputs in increments of eight, up to 64 TTL inputs or outputs interfaced directly to the LSI-11 bus, the ability to detect contact closures on discrete input lines, and discrete latched outputs with the capability to drive high current incandescent lamps.

The Bus Repeater Card accommodates more devices than the basic bus can handle. The Bus Translator Card allows LSI-11 peripherals to operate with a Unibus CPU.

Both high level and low level analog cards are available with features like direct thermocouple digitizing, 250V CM isolation, six gain codes, up to 64 channels, and program control interface ...to mention just a few.

ADAC Corporation,
70 Tower Office Park,
Woburn, MA 01801
(617) 935-6668.



GSA Contract
Group 66

adac

corporation

Probing the news

cleaner image. In fact, the chip, which contains clock drivers, logic circuits, and an analog signal processor, has enabled RCA to up horizontal resolution as well, from 260 lines to 330.

Super picture. In place of ordinary community-access television, many countries are considering terrestrial and direct satellite transmission at super-high microwave frequencies. For example, the first ground-based super-high-frequency (shf) broadcast service was initiated in Tokyo recently to service about 2,000 homes fitted with parabolic-dish antennas. To shift the 12.092- to 12.20-gigahertz incoming signals into the 662- to 770-megahertz ultrahigh-frequency TV range, Hitachi Ltd. designed an entire frequency converter on a 56-by-90-millimeter Teflon-fiberglass substrate.

The Hitachi hybrid circuit fits neatly into the base of the antennas 40 cm in diameter. On the substrate, metalized with copper on both sides, is an 11.430-GHz local oscillator, mixer, and uhf amplifier. The oscillator is based on a gallium arsenide field-effect transistor having a gate length of only 1 micrometer. The converter, with antenna, weighs only 1.5 kilograms (3.3 pounds) and consumes under 1.5 watts.

Another presentation that created enthusiasm was entitled "Developments in plastic optics for projection television systems." The authors, from U.S. Precision Lens Inc., Cincinnati, Ohio, stated that cathode-ray tubes, viewing screens, and lenses will all enjoy future improvements, and the U.S. market may swell from this year's 60,000 units to a half-million units by 1983.

Projection lenses will be made more affordable through the use of methyl methacrylate (acrylic) plastics in place of glass. Doing its part, U.S. Precision Lens has come up with a three-element all-plastic system with a 114-mm focal length at f1.0. The lens projects an image from a 5.1-inch-diagonal CRT to a 45-to-50-in. screen with a relative illumination of 25% in the corners.

Phase-locked loops are creeping into radio and television receivers in

increasing numbers. To be used at such high frequencies, however, circuit designs often dictate the inclusion of separate emitter-coupled-logic ICs to prescale frequency down to a level that MOS technology can handle.

All that's needed. In contrast, Sanyo has upped the speed of its MOS technology and has built a PLL capable of directly accepting fm, shortwave, and medium-wave frequencies. The chip contains all loop electronics except a crystal and a voltage-controlled oscillator. It handles fm input signals in the range of 30 to 130 MHz and shortwave and medium-wave signals from 0.5 to 35 MHz and generates the appropriate local oscillator frequencies. Frequency division information is supplied in serial fashion by a microprocessor.

SGS-ATES Componenti Elettronici SpA, of Milan, Italy, gave two papers at the show, one on an electronic speech circuit for telephone applications and another on a monolithic audio amplifier. SGS's speech circuit consists of one bipolar integrated circuit, four small capacitors, and a few resistors on a printed-circuit board mounted inside the handset. With the circuit, the carbon microphone can be replaced with a solid-state transducer, and the handset can be connected to the phone over a two-line cable.

SGS's audio chip contains two 10-w class B amplifiers, complete with drivers and preamplifiers, on a 16,000-mil² die. Thus, the device suits stereo systems or monophonic applications where it will deliver over 20 w. A new package with a heavy copper tab will dissipate up to 30 w at a case temperature of 90°C, so SGS feels the chip and package are ideal for automotive applications.

From Albion. Plessey Semiconductors Ltd. of Britain delivered three papers. One was about a TV frequency synthesis system that could be adapted for various worldwide tuning standards; another concerned a TV preamplifier that reduces adjacent-channel interference, and a third paper described an infrared remote control system for toys and games. Plessey says that its laboratories are now crowded with engineers enjoying their second childhood as they race toy cars across the floor. □

Waveform versatility is only the beginning of TM 500 Function Generator performance... from Tektronix.

Our function generators go beyond the basics to give you the kind of performance your applications demand. We designed the 40 MHz **FG 504** to prove it. And it does, with features like these: internal log and linear sweep, phase lock, AM and FM modulation and external trigger and gate. From the rest of our function generator family, you can generate waveforms to fit almost any application—at any budget.

And, there's a lot more to TM 500 than high performance specs. Flexibility is insured with the TM 500 mix and match modular design. Match your function generator with a counter, multimeter and scope and you've put together a compact test set that goes where you go. Choose from over 40 compatible instruments and six mainframes including bench, standard rack and travel lab.

So when you're ready to talk about more than just waveforms, talk to us. Tektronix is founded on a commitment to quality so each of our instruments is built to represent the most up-to-date technical and performance standards. Then we back up those instruments with a worldwide network of sales and service organizations to support them—wherever they go.



Need more information? Call the Tektronix Field Office nearest you. Or, to request a TM 500 Catalog call our toll free automatic answering service: 1-800-547-1512. In Oregon, call collect: 644-9051. Send letterhead requests to: Tektronix, P.O. Box 500, 76-260, TM 500 A7, Beaverton, Oregon 97005. In Europe: Tektronix International, Inc., European Marketing Centre, Postbox 827, 1180 AV Amstelveen, The Netherlands, Telex: 18312.

TM 500
Designed for
Configurability

Tektronix[®]
COMMITTED TO EXCELLENCE



Computers

Reliability is in eye of beholder

Study says even definitions are not standard throughout the industry as Government also tries to codify performance

by Ana Bishop, Assistant New Products Editor

The reliability of computer systems is becoming an increasingly important parameter in manufacturers' sales pitches and users' purchase decisions. Yet despite the relatively objective and advanced state of electronic data-processing technology, there are no industrywide standards to compare system reliability.

The magnitude of the problem was pointed out in a recently released study of reliability, availability, and serviceability (RAS) features and facilities in commercial EDP systems. Technology analysts at Advanced Computer Techniques Corp. in New York said they encountered problems in comparing the systems because of the lack of consistent definitions—of 100 companies contacted, only 40 maintained consistent enough data on reliability, and definitions varied among them. For example, they ran into a variety of ways to describe an unscheduled disruption of computing system operations. The terms ranged from "faults" and "failures" to "malfunctions" and "errors," each term carrying different connotations for different users. ACT ended up defining its own terms, much as everyone else does, before proceeding with the study.

Another example of the present concern with the problem is a current effort by the nation's largest user of data-processing equipment, the Government's General Services Administration, to standardize the performance parameters by which it decides what equipment to buy. GSA is even preparing a guidance handbook for Federal agencies that will say, "If you want to have these reliability factors, you must provide this

environment, and this is what you measure," says GSA's director of special projects, Gerald Findley.

The need for standardization of reliability criteria was seen four years ago by James White, president of Reliability Research Inc., in Ridgefield, Conn. When he started

the company, he went around telling prospective customers, "I can measure and compare your system hardware's reliability, but only if you use my algorithm to determine what's happening and how long it lasts."

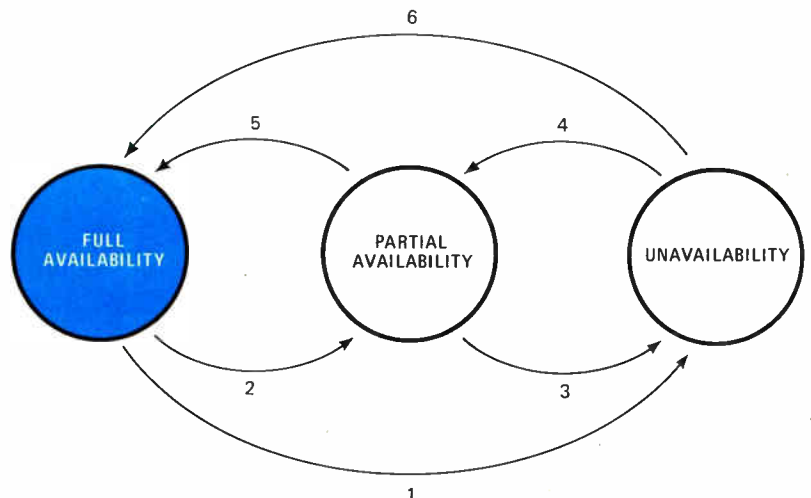
"Data processing grew up as a mystique," says White, "and nobody

Ups and downs

The system state diagram below shows Advanced Computer Techniques Corp.'s conception of system conditions and the transitions between them. The transition from full availability to unavailability (1), also called a total system crash, may be caused by, among other things, loss of power, failure of a critical hardware component, or damage to system-wide software programs or data entities within the operating system.

Less cataclysmic is disruption (2). It is caused typically by such occurrences as failure and removal of a noncritical hardware unit from the system or damage to programs or data sets—or both—belonging to a particular user's service facility that is not system-wide. Sometimes, the shift from full to partial availability may indicate conditions that require a controlled shutdown of all user services (3).

The reverse transitions (4, 5, and 6) take place when failing hardware or software—or both—are restored to their normal operating condition. In systems supporting multiple-user services, recovery of different sections will take place at different times, so that a two-stage recovery with some time spent as partially available is more likely.





Our people give you three etching modes in one machine.

Ultek's new 4440 Production Etching System gives you unprecedented freedom to choose the etching approach best suited to your product. Our people have designed the 4440 to operate in any of three modes: reactive ion etch, plasma etch or triode etch.

This flexibility makes it easy to meet your goals for line width, anisotropy, etch profile and selectivity both in the lab and on the production floor.

A stainless steel gas handling system permits use of almost any gas. Up to four can be precisely handled with independent control of flow and pressure.

Batch loads of 30 three-inch or 13 four-inch wafers can be processed with high throughput, high yield and excellent etch uniformities.

If you'd like a better choice for your etching operations write: Perkin Elmer, Ultek Division, P.O. Box 10920, Palo Alto, CA 94303. Or call: (415) 967-2100.

PERKIN-ELMER

Putting quality and plasma systems together.

Circle 18 on reader service card

World's most popular --



MONOBLOC® Ceramic Capacitors



Temperature Compensating Stable and General Purpose

ERIE Red Cap Monobloc® Ceramic Capacitors are in a quality class by themselves and today represent a standard of excellence unequalled in the industry.

Monobloc capacitor elements, solid structures of fused ceramic, are produced in a wide range of capacitance values, characteristics and sizes. They offer inherent stability with conservative voltage ratings for long, trouble-free life.

The combination of Monobloc and "Weecon®" capacitors, under the famous Red Cap name, provide circuit engineers with unlimited design flexibility.

Best delivery in the industry for these popular Z5U values . . .

.1 .47 .68 1.0 2.2 4.7 μ F.

- Capacitance range 100 pF. thru 7.5 μ F.
- 25, 50, 100, 200, 500 Volts
- Broadest range of TC materials and tolerances

Write for catalog 8100

ERIE

ERIE TECHNOLOGICAL PRODUCTS, INC.
State College, Pa. 16802
814-237-1431

Probing the news

applied to it the objective criteria that are applied to other businesses." He adds that it is possible to measure anything if a commonality can be established. "But if you go around taking each system user's opinion, you get a hundred definitions of down time."

What they found. ACT analysts point out in their recent study that a field engineer, a computer facility operations staff, and an individual user at a terminal all define a failure in different ways. Using mean time to repair and mean time between failures is fine for measuring the serviceability and availability of a mechanism whose up and down states can be well and readily observed, says the ACT study. However, that measure becomes "less applicable as a universal measure of availability in a context where the total service facility is a complex hardware/software environment," it concludes.

In order to narrow down definitions, ACT limited itself to evaluating the IBM 3033 Processor complex of the System/370, and the DEC VAX-11/780 systems because it found them "highly representative of the state of the art in RAS technology." A system's RAS features were evaluated in terms of the system's ability to deliver end-user services, and a down was defined in terms of whether the system was on the way to complete unavailability or on its way to complete recovery (see chart). ACT concludes that present technology can provide availability of 99% or more, but only if installations "do take a serious view of service integrity and do set goals."

The GSA has tried to approach availability by setting its own goals when buying its system in separate parts—the agency may purchase a system by obtaining units from different vendors. So it can procure the front-end central processing unit and peripherals separately from the network and separately from the terminals. For example, a GSA booklet entitled "Remote Terminal Emulation" is being put out this month to aid the Federal agency user to arrive at a good evaluation of terminals.

GSA's Findley says the agency is temporarily defining a down as "the time when the Government cannot use the equipment," whether or not the equipment is evaluated in segments. The GSA is trying to specify reliability for hardware working from the model already established by Reliability Research.

"The hardware measurement was the easiest to create," says Reliability's White. He defines a down as "if an operating system tries to execute an event, and it fails." The definition may not be the best in the world, he says, but it is consistent.

Four years and 400 regular customers later, White still sets his own rules. "If there isn't a commonality in whatever you're measuring, set one up yourself," he advises. "You have to be arrogant enough to make your own rules." His company now provides customers with a way to get their money's worth from their respective vendors, as well as to compare quality.

"Despite our industry's technical capability being so great, our capacity to tell one vendor from another has until recently been limited," says White. "Nobody competes in quality; they only compete in price." This is because the user has had no way to measure quality, he explains.

ACT analysts agree. "The typical user approach to RAS proficiency is quite casual. Only in relatively few cases does one find RAS objectives management established as a formal, dedicated function within the corporate EDP organization. The installation practices for failure and maintenance reporting are frequently incomplete, inaccurate, and somewhat irrelevant," they conclude.

If there's a problem with hardware, the problem of measuring software reliability is even worse. Reliability Research will next turn to measuring the effectiveness of development systems by again setting its own rules. White feels that since his firm handles hardware evaluation for the major data-processing corporations, as well as the Government, its reliability parameters may become the *de facto* measurement standards for the industry. "Three years from now," he says "other measurements for software may be developed from our model." □

Disk Microcontrol at 4 million operations/second.

**Signetics' 8X300 μ P speeds
bit-stream management
without bit-slice bother.**

Our 8X300 brings bit-slice speed to intelligent I/O control. Without bit-slice burden. Because the 8X300's control-oriented architecture streamlines software development.

At 4 million operations/second, it's the world's fastest bipolar μ P. Much faster than any MOS device. And easy to implement for disk microcontrol.

As an IOP, the 8X300's got more than three years of

rugged field experience in a wide range of control applications. When you design it in, look for lower parts count. Its high speed demands less external logic to move serial bit streams.

Check your price/performance goals for disk microcontrol. Whether for 5540 cartridge-type drives,

or the latest breed of Winchesters, our 8X300 is tough to beat.

Fact is, we think you'll find that bit slice, brute-force TTL, and MOS aren't really options anymore. The 8X300 is the breakthrough device in a growing LSI family which we're developing for the disk controller OEM. Soon new Signetics parts will join it. And that's going to mean even greater design ease for microcontrol users.

Let us help you start moving from design to prototype to product, faster. Our brochure *Microcontrol Mastery* tells how one 8X300 user put a disk microcontroller on a single standard format board. Send us the coupon today.



Signetics

a subsidiary of U.S. Philips Corporation

Signetics Corporation
811 East Arques Avenue
P.O. Box 409
Sunnyvale, California 94086
Telephone 408/739-7700

To: Signetics Publication Services MS 27, E126-BX
811 E. Arques Ave., P.O. Box 409, Sunnyvale, CA 94086

Please send *Microcontrol Mastery*.

Name _____ Title _____


Company _____ Division _____

Address _____ MS _____

City _____ State _____ Zip _____

Please have a Bipolar LSI specialist contact me today at:
() _____ ext. _____

308 DATA ANALYZER



308 display of parallel state data.

```

PRL STATE <HEX> SMPL POST POS
DATA=0A          DLY=0000
EXT 0=X          SMPL= 2MS

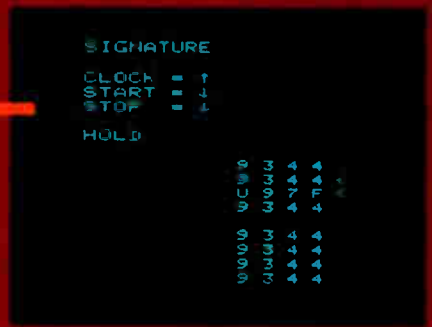
  75543210      OCT
11111100      374
10000101      293
01000010      102
00100010      042

  10100010      242
01100010      142
00010010      022
10010010      222

  11010010      322
00110010      062
10110010      262
11110010      362
    
```



Parallel timing diagram can also be displayed as a state table in hex, binary and octal.



Signature display will hold and display up to 8 signatures at once.

```

SER STATE <HEX> SMPL POST POS
POS=01-000
    
```

HEX	ASCII PE
00001101	CR
00001010	LF
01010100	T *
01001000	H
01000101	E
00100000	
01010001	G U
01010101	
01001001	I C
01000011	F
01001011	
00100000	

Serial display includes ASCII readout in addition to hex and binary.



The 308 is lightweight: (3.6 kg/8 lb) and portable.

All logic analyzers handle parallel data. Only one also does serial and signature.



Introducing the 308 Data Analyzer.

Until now, logic analyzers have been confined to parallel state and timing data. Unfortunately, digital problems haven't. They might originate at a serial data port. Or appear as a faulty signature output.

So we've designed a logic analyzer that handles all four data formats: Parallel state. Parallel timing. Serial state. Signature analysis. Each with an impressive array of display and sampling features. All contained in a single lightweight (3.6 kg/8 lb) portable package. The 308 Data Analyzer, from Tektronix. A unique instrument. The first of its kind.

The 308 includes a reference memory for data comparison and word searches. Latch mode. Word recognition up to 25 bits. Pre- and post-trigger control. Synchronous and asynchronous sampling. Digital delay. Timing and state displays in hex, binary and octal. Plus ASCII and parity error in the serial mode. Plus optional accessories for easy probe connection.

And much more. All in a compact and convenient package. One that's cost-effective. And backed by the unmatched experience of Tektronix in the field of digital test instrumentation and service. Interested? Contact your local Tektronix Field Office, or write us.

Tektronix, Inc.
P.O. Box 1700
Beaverton, Oregon 97075
(503) 644-0161
Telex: 910-467-8708
Cable: TEKTRONIX

Tektronix International, Inc.
European Marketing Centre
Postbox 827
1180 AV Amstelveen
The Netherlands

Tektronix[®]
COMMITTED TO EXCELLENCE


For immediate action, dial our toll free
automatic answering service 1-800-547-1512

CMOS vs NMOS:

RCA's entire line of CMOS microprocessors and memories offers you design flexibility not available with NMOS devices.

Automotive. CMOS provides higher noise immunity and extended temperature operation over NMOS. CMOS makes the RCA 1802 microprocessor a natural for under-the-hood use.

Data terminals. Lower power drain has made our CMOS microprocessor/memory components the logical choice in battery operated devices, such as portable data terminals.



The RCA 1800 series is the broadest CMOS microprocessor/memory line in the industry. And all devices are designed to interface directly with one another. So you don't need extra interface circuitry.

At the heart of our system is the 1802 microprocessor, an 8-bit central processing unit designed for general purpose computing or for use as a controlling element.

Wondering about support devices? Here's our entire line-up.

RAMs.

All parts are fully static, capable of driving TTL, and have industry standard pin-out.

Some can even operate at 10 volts.

CD4036A	4 × 8
CD4039A	4 × 8
CD4061A	256 × 1
CD40061	256 × 1
CD40114B	16 × 4
CDP1821	1K × 1
CDP1822	256 × 4
MWS5101	256 × 4
CDP1823	128 × 8
CDP1824	32 × 8
MWS5114	1K × 4

ROMs.

All parts are fully static, capable

of driving TTL, and all can operate at 10 volts.


We have both 1802 compatible (odd numbers on list below) and industry compatible devices (even numbers).

For 1802 compatible devices, we offer an optional programmable location within the memory map.

CDP1831	512 × 8
CDP1832	512 × 8
CDP1833	1K × 8
CDP1834	1K × 8

I/Os.

CDP1851	Programmable I/O
CDP1852	I/O Port
CDP1853	N-Bit 1 of 8 Decoder
CDP1854	UART
CDP1854A	High Speed UART
CDP1855	Multiply/Divide Unit
CDP1856	Bus Buffer/Separator
CDP1857	Bus Buffer/Separator
CDP1858	4 Bit Latch/Decoder
CDP1859	4 Bit Latch/Decoder
CDP1861	Video Display Controller
CDP1862	Color Generator Controller
CDP1863	Programmable Frequency Gen.
CDP1864	PAL Compatible Color Interface
CDP1866	1K × 4 Latch/Decoder
CDP1867	4K × 1 Latch/Decoder
CDP1868	4K TV Game Latch/Decoder



Coming soon.

CDP1804	8 Bit Micro Computer
CDP1842	256 × 8 EEPROM
CDP1869	Address and Sound Generator
CDP1870	Video Generator
CDP1871	Keyboard Encoder

Support systems.

RCA has a lot more to offer than just components. We'll back you up with a complete hardware/software system.

Including: high level languages, our CDOS Development System, and a Micromonitor.


For more information, contact your local RCA Solid State Distributor.


Or contact RCA Solid State headquarters in Somerville, New Jersey. Brussels, Belgium. Tokyo, Japan.

Circle 107 on reader service card

Communications. CMOS can tolerate far greater variations in supply voltage than NMOS. This feature gives the RCA 1800 series an edge for communications applications.

Aviation. High noise immunity, wide voltage range, extended temperature range, and battery back-up come together to provide the performance demanded in aircraft navigation.





Our new high-contrast RISTON* "Thousand Series" films help assure quality control, speed inspection and cut costs.

Here's proof.

Everything about the new RISTON Thousand Series films is designed to give you the high-quality printed circuit board you want at the lowest possible cost in time, labor and materials. The Thousand Series are high-contrast, high-performance solvent and aqueous films with a lot of cost savings built in.

New color. The Thousand Series' light green color makes registration and setup remarkably fast. After exposure, the vivid blue print-out image makes inspection easy.

High productivity. This starts with rapid registration and inspection. Then, fast photospeed, developing and stripping provide more processing benefits.

Quality boards. The films' superior artwork reproduction gives you straight sidewalls and fine line resolution.

High yields. Easy inspection and excellent processing performance reduce rework and rejects.


DuPont films have never saved you more, in process and materials costs. Take a look at the new Series 1000, 1200 solvent and 3000, 3300 aqueous films. Call your DuPont RISTON Technical Representative, or write DuPont Company, Room 36358, Wilmington, DE 19898.

Registered U.S. Pat. & Trm. Off. for DuPont's photopolymer film, chemicals & processors.

RISTON



Circle 109 on reader service card



This board, using an XR-L555 micropower timer with only half as many batteries, will last 16 times longer.

THE XR-L555 IS BUT ONE OF THE VERY BROAD SELECTION OF MONOLITHIC TIMERS OFFERED BY EXAR, INCLUDING SINGLE, DUAL AND QUAD TIMERS AND TIMER COUNTERS. THE LINE OFFERS ALL THE STANDARD TIMERS YOU EXPECT, PLUS MICROPOWER TIMERS, LONG DELAY TIMERS AND PROGRAMMABLE TIMER/COUNTERS.

A Watt-miser for the battery bunch. Yes indeed, Exar's XR-L555 is a pin-for-pin replacement for the NE555 in virtually all applications, but it consumes only about 1/16th the power. It goes for 1500 hours on two 300 mA-hour NiCd batteries, typically dissipating only 900 microwatts at 5-Volt operation. But it operates with V_{cc} down to 2.5 Volts with no loss of timing accuracy or stability. It virtually eliminates switching transients and it's accurate to 0.5% with temperature drift only 50 ppm/°C. XR-L555: your perfect selection for a micropower clock oscillator or VCO for a low-power CMOS system. Yet it's built with proven bipolar technology. And it'll soon be second-sourced by the company that developed the NE555.



Days' delays for the long-range planner.

Here's a long term timer, the XR-2242, that creates time delays from microseconds to days. And for really long delays, you can cascade two of them for intervals up to a year. You control the delay with an external RC network; the XR-2242 produces an output pulse of 128 RC.

And here's real news. We'll be introducing very soon the XR-2243 ¹/₂ ultra-low-power long delay timer. It draws less than 80 μ A standby current and is pin compatible with the XR-2242. Look for it.

Dial a time. It's programmable.

The ultimate in long-range timers. Our XR-2240 not only generates delays from microseconds to days, it's programmable. Your basic time period T is set by an external RC network, and you can select delays from T through 255T merely by choosing the appropriate output pin.

Your supply voltage can range from 15 to 4 Volts. Control inputs and outputs are compatible with TTL and DTL logic. For really long delays, cascade two XR-2240s for delays up to three years.

The family portrait. Exar's complete family of monolithic IC timers is the broadest in the semiconductor industry. In addition to those listed above, it includes other basic timing circuits, plus dual and quad versions. The complete family is listed in this chart.

Single Timers	XR-320 XR-555 XR-L555	Timing Circuit Timing Circuit Micropower Timer	Up to 1 hour μ Sec's to hours μ Sec's to hours
Dual Timers	XR-556 XR-2556 XR-L556	Dual Timer Dual Timer Micropower Timer	Two XR-555 High-current 556 Two XR-L555
Quad Timers	XR-558 XR-559	Quad Timer Quad Timer	Open collector Emitter follower
Timer Counters	XR-2240 XR-2242 XR-2243*	Timer/Counter Long Delay Timer Micropower Long Delay Timer	Programmable μ Sec's to days μ Sec's to days

* Soon to be introduced.



Exar's products are backed by a library of technical literature. Exar's Timer Data Book is a 64-page compendium of specs and application information on solid-state timers. And the Exar Product Guide covers the entire line of Exar products. For the Product Guide, contact your nearest Exar rep or distributor. For the Data Book, write on your company letterhead to Exar, 750 Palomar Ave., Sunnyvale, California 94086.



FOR THE EXAR DISTRIBUTOR OR REP NEAREST YOU, CALL EXAR AT (408) 732-7970.

Executives voice optimism and expect upcurve to go on even as they watch for slump

However, most expect downturn to be less severe than the 1974 recession; inflation also ranks high on lists of major concerns for the coming year



HERBERT J. RICHMAN

*senior vice president,
Data General Corp.*

Richman is more worried about the semiconductor industry than the minicomputer business. And with good reason: last month, Data General confounded Wall Street and itself when it posted its first loss quarter ever; one of the key causes was an inability to get 16-K random-access memories for its Nova 4 computer line. But Richman should have as clear a view of the semiconductor business as any computer industry executive; he came from Fairchild to help found Data General in the late 1960s and has followed the industry closely ever since.

"I'm concerned about the ability of vendors to supply. For the first time, semiconductor backlogs are real and not inflated by multiple ordering or big floats. Also, the semiconductor makers are smartening up, and their margins are rising. They are going to play the production-capacity-profit-margin game with their cards pretty close to the belt. I don't see deliveries loosening up until the second half of 1980."

There are other problems ahead for integrated-circuit makers. "From the 2-K to the 16-K memory, technical breakthroughs paved the way


and helped cut costs. Between the 16-K and 64-K level, though, my friends tell me, there weren't the same kind of breakthroughs—the larger chips are made using brute-force techniques, very capital-intensive ones.

"I see the price-learning curve going asymptotic, and that means that a lot of semiconductor users like ourselves are going to have to rethink pricing structures."

Aside from these worries, he is upbeat about the electronics business. "There's not going to be any depression, although planners tend to get sweaty palms about this time of year as the pundits get together to predict the end of the world."

Richman saves his irritation for Government. "We [Americans] have positioned ourselves to be on the receiving end of competition that we made possible through postwar reconstruction programs. Nobody seems to have thought that Japan and Germany wouldn't remember our aid forever; now they are competing hard for sales in the United States and Washington doesn't seem to understand how this can be. Well, I can't understand our Government's trade or foreign policy, either.

"The elections should have a positive effect on the economy as Carter and Congress pump money in to make things appear healthy and generate votes. Happens every two years."



HELMUT LOHR

president, Standard Elektrik Lorenz AG

An accelerating trend towards protectionism in many countries worries Lohr, as does the way prices and costs are going. "On top of the rising labor and production costs come the increases in oil and raw material prices we must cope with, and it's becoming harder and harder to cushion the effect through higher productivity."

As a result, it will be more difficult for producers to maintain the price stability typical of the electronics industries in the past if they don't want to put up with further drops in profits. "The cost-profit squeeze will hurt the smaller companies. Many will have a hard time surviving."

Protectionism ties in with the oil situation. To pay the higher prices for oil, not a few countries tend to keep the lid on imports of other products. Serious though it may be, the energy crunch "offers a multitude of stimulants for the electronics industry. It can spur the development of electronic devices that can help save energy in heating and air-conditioning equipment as well as in cars, for example. It could spawn many new ideas for rationalizing the use of energy in its various forms."

On the personnel situation, Lohr says "every now and then it is difficult to get qualified engineers." Especially in software development, the Stuttgart-based West German firm "can't get the kind of people we need." Aggravating the problem is that "the engineer here tends to be stationary," in contrast to his counterpart in the U. S. He often lacks the mobility needed to pull up stakes and move about either geographically or from one sector of the industry to another.

Competition from Japan? "It's a peril also for West Germany inasmuch as Japanese manufacturers have an edge both in production capacity and prices." As a result of the yen devaluations, Japanese goods have a price advantage of 15% and more over domestic products. But as a strong believer in an open market and free enterprise, he is not one to clamor for protectionist measures. "We must counter the Far Eastern competition with performance and know-how, not with restrictions. With novel ideas, high-quality products, excellence in engineering, and a good marketing strategy, we can meet the challenge."



HAROLD H. POPE

chairman, Sanders Associates Inc.

"The factors are there" for a recession, if Carter imposes fiscal restraints on Government spending. "But I have trouble seeing him do that; the history of election years has been that of more spending—and more inflation" says Pope. If history repeats itself, any recession will probably be fairly mild and short-lived, "but instead of 15% inflation, we're liable to find ourselves grappling with 20%."

Whether 1980 brings inflation or recession, there will be no "grinding halt" in the growth of the electronics industries. Sanders, for one, will be largely unaffected: "We have fairly substantial cash reserves and no significant debt."

There could, however, be a personnel problem for the Nashua, N. H., company. "We need more talent, particularly in our fastest-growing area, software, but we've been able to get it, and on fairly short notice. I don't know how long we'll have it so good."

Financial capabilities and reserves will determine how well individual companies fare in the coming year, Pope believes. Some relatively new industries—medical electronics, for example—where rapid growth has nurtured many small companies, may see a shakeout as capital availability tightens. And manufacturers of capital-intensive equipment like mainframe computers may suffer slowdowns as customers postpone purchases. The semiconductor industry, on the other hand, should continue at its present pace, moving into faster memories and bulk storage, where "the payoffs are just too big to let things slow down."



D. LEIGHTON DAVIES

*deputy managing director,
Racal Electronics Ltd.*

The only problems that disturb Davies' sleep at night are those of success. He has responsibility for Racal Data Communications Ltd., one of the fastest growing sectors in the Racal conglomerate. "Its sales are solidly up and up. We have never seen any pause at all in the last decade. In fact, the group could soon be Racal's biggest breadwinner. If I don't pass them [the group that handles Racal's military radio business] this year, I am sure I will next."

Racal's strategy is to grow both organically and by acquisition. "At any time we may have 10 companies under review as takeover prospects." Some are relatively small companies that fit well with Racal's existing business, but many expect Racal to swallow even bigger fish during 1980. The British electronics industries are ripe for takeovers, with one or two big companies vulnerable. At the same time, the removal of capital export restrictions coupled with a strong pound will make overseas acquisitions that much easier.

As far as Davies is concerned, data communications is proof against prevailing economic and political conditions. The change of government in Britain "has had no discernible effect," but the decision to lift the post office monopoly on terminal equipment "must be good for our business." The union troubles that bog down much of British manufacturing have so far left the Bracknell, Berkshire, group unscathed, as the company is organized in small, relatively autonomous manufacturing units.



SAM K. SMITH

group vice president, Texas Instruments Inc.

Though its severity is an unknown, a downturn in the general economy during 1980 is now all but certain, says Smith. Among the electronics industries, the consumer segment will probably be one of those most severely affected.

That's bad news for TI, which has a heavy commitment to calculators, watches, appliance controls, and other consumer products. The good news is that softening consumer sales next year are expected to be offset by an increasingly strong TI position in Government electronics, as well as by continuing strength in distributed computing markets for minicomputers and terminals, among other things.

Even during the 1974-75 recession, minicomputer and terminal sales continued to grow at about a 20% annual pace. "We believe these products are highly aimed and used by customers in productivity improvements and that they will thus be less affected in an economic downturn than any of our other product lines."

Another reason Smith sees for optimism lies in the increasing perva-

siveness of semiconductors *per se*. If the general economic downturn is sharp, the electronics industries will not be unaffected. But precipitous drops in demand for semiconductor products similar to the 20% to 30% variations experienced in previous recessionary times will not occur again, Smith predicts. "I truly believe that the semiconductor thing under any circumstances is not going to swing as it has in the past."

It is not likely that the business community will offer President Carter any hurrahs for his performance. "From my point of view, the most glaring deficit that we have—and you may blame it on Carter or on Congress—is still the lack of an energy policy after all this time."

As Smith sees it, the recent money-tightening steps by the Federal Reserve Board that resulted in record high interest rates were long overdue. "To me, it's a dose of medicine that had to be taken and we took it too late." Though the Fed's efforts may still have the desired effect of reducing inflation, it will take longer and be more painful than if the action had been taken earlier.



GEORGE R. REA

vice president, Centronics Data Computer Corp.

Anticipation of a recession has been a way of life for so long in the electronics industries that the real thing, if it comes, will probably not be too severe. "Everyone's ready for it," says Rea. He sees one indication of that in the cautious ordering patterns of Centronics' customers: "They're ordering only a month, rather than 90 days, in advance, and they're waiting until the last minute to do that." But, Rea adds, the number of orders has not fallen off, and the company's customer base is growing at a healthy pace.

If the electronics industries are not recession-proof, they certainly are recession-resistant; those segments particularly whose products increase productivity and save money will probably "sail through a recession as if it wasn't there." Growth is still explosive, new technologies keep sprouting up, and the momentum will keep electronics well ahead of other businesses.

The Federal Reserve Board's move to limit available capital poses more of a problem for companies than does the soaring prime rate of interest. "Our industry has demon-

strated its return on investment far outstrips the cost of money, so people aren't going to give up market share or growth because of high interest rates. But without enough money to go around, we may have to accept some lost ground." Hudson, N. H.-based Centronics plans to increase capital investment in the coming year.

The Carter Administration has not been very responsive to the needs of business, Rea feels. Interminable licensing reviews and red tape hamper companies pursuing international trade, are a powerful disincentive to other companies, and prevent the U. S. from taking advantage of its technological edge to improve the balance of trade. The Administration "talks licensing reform—and then hits us with something like the White House review on exports to the USSR, another great way to have a good business deal blown."

Nor has Carter made enough of the right moves to encourage entrepreneurial enterprise and investment: "Lowering the capital gains tax was a good first step, but the first step is all it is."



E. FLOYD KVAMME

vice president and general manager, Semiconductor division, National Semiconductor Corp.

"Of course, I can't help but say that I would like to see a better economic view. My advice for the boys in Washington is that we need a trade policy." Secondly, Kvamme would like to see less uncertainty in the economy to "stop people from being so skittish." But "we're going into an election year next year. A lot of folks right now wouldn't believe anything anybody said regardless."

Confidence in the U. S. economy would be bolstered by more news like the September data that showed durable goods up. A continuous string of such information would be seen as a positive sign. As for a recession, "I think the definition of a recession has changed. Certainly on the semiconductor side we haven't seen any indications."

Have the electronics industries become more resilient in the face of downturns? "I don't think so," Kvamme says. "I don't think that is necessarily true." He does think, on the other hand, that the electronics industries are supplying more sophisticated products that have "a positive impact on customers' products" and should see less of a recession than in the past.

Although energy is a serious national problem, electronics "is part of the solution, not part of the problem. The sensitivity to energy conservation is a real market opportunity for electronics, because efficient control of energy means electronics in the form of computers, low-cost sensors, and the like."



JOHN A. YOUNG
president, Hewlett-Packard Co.

"We're looking in balance for a reasonable year, but won't see as startling a growth rate as we've had the last few years." Young sees "a lot of uncertainties, a lot of events that aren't all that predictable next year."

Different demand factors could affect the 38 operating divisions spread through HP's major computer and instrument businesses and minor medical and components lines. For example, "computer sales could be affected by recent Fed moves to control the money aggregate, which could squeeze small-business men."

To its advantage, half of HP's business is outside the U. S., a large part in Europe. "Economic turning points there generally lag behind those in the U. S. by 12 to 18 months." He points to potentially strong French and West German economies. Moreover, HP's markets are unaffected by a slowdown in consumer spending. Everyone he has talked with says that business looks strong; it looks as if the electronics industries are more immune

to some kinds of economic cycles than to others. Although everyone is talking about a recession, the economy is technically not in one because there have not been two consecutive down quarters.

However, he mentions a recent conversation with a chief financial officer in Chicago who was really concerned about the short-term cost of money. Rising interest rates help create uncertainties for business. Consequently, Young says he will try to stay in a flexible position. One tack might be to "pay out gradually" HP's abnormally high backlog of orders. Another factor, because HP has never had mass layoffs, is "continuity of employment."

The Carter Administration does not get "very high marks." Although President Carter "finally moved to protect the dollar in international markets," the President's "whole leadership on energy is questionable." And the Administration opposed the lowering of capital-gains taxes, which Young and business generally favored because it stimulated investment in industry.



KAZUO IWAMA
president, Sony Corp.

Iwama is surprisingly sanguine about the energy crisis. He hedges his optimism, though, with the observation that whereas Japanese manufacturers did a splendid job of overcoming the first oil crisis and thus should be able to handle the current situation, they will have to adjust operations to absorb price increases. Prices are inching up, he says, but "fortunately the electronics industries are not energy- or materials-intensive."

He also points to government policy in dealing with current budget deficits as a major concern for the coming year. A tighter budget will help reduce deficits and suppress inflation, but if business fails to pick up the slack, the government's income could easily shrink along with the tax base.

The mild recession in the U. S., which he expects to continue through the first quarter, does not particularly affect Sony's business. Iwama does not expect things to get worse than they are now during an election year.

Sony does need more and more engineers with a variety of skills as rapid progress in system design is made in consumer electronics. Among those changes are the addition of microprocessors to television tuners and tape recorders, and upcoming products such as pulse-code-modulation audio, digital videotape recorders, and video disks. The solution for the company so far has been to hire many new graduates and to recycle engineers it presently employs. Fortunately, says Iwama, Sony is a postwar company that was small in its early days so that it employs mainly young engineers who learn fast.



LEWIS F. KORNFELD
*president, Radio Shack
division, Tandy Corp.*

From the standpoint of world economics, next year's looming recession is "one of the ugliest-looking ones I've seen," says Kornfeld. "We have the worst inflation rate I can remember; add that to a weakening dollar, and you have a problem the degree of which is unprecedented."

On the domestic front, he foresees "a lot of bankruptcies" next year in the audio retail business, which he says is overpopulated with small stores working on inadequate margins. However, despite the fact that 20% to 25% of Radio Shack's sales are in the audio business, he is optimistic about his own company's 1980 prospects.

That optimism rests on 31 years of experience with Radio Shack, which operates more than 7,300 broadly based retail consumer electronics stores worldwide from its Fort Worth, Texas, headquarters. Even during previous recessions, Radio Shack sales have never turned down. "Our business depends on the disposable income that's left after room and board are taken care of. So far in my lifetime, we've found that people will spend part of that dollar on entertainment and we are to a large extent in that business."

Adds Kornfeld: "I can't see the economic downturn impacting the part of the computer business we're in." Even though general economic indicators are falling, the young and still relatively small personal computer market is poised "at the bottom of a very steep upward curve."



EDOUARD GUIGNONIS
senior vice president, Thomson-CSF

"Continuity" is the key to the 1980 outlook for Thomson-CSF, according to Guignonis. "I do not see any radical changes occurring. The worries we have for next year are the same ones we had for this year." High on the list is international monetary instability. "Monetary disorder, especially the instability of the dollar, poses serious problems for a company, such as ours, with substantial export activities."

But Thomson-CSF does not expect monetary problems to seriously hamper growth, certainly not in the group's burgeoning telecommunications division. "Most telecommunications equipment contracts cover several years, and as far as actual sales are concerned, we already have about 90% of our orders for 1980."

Noting that the company's telecommunications division—Le Matériel Téléphonique Thomson-CSF—scored some impressive victories in international competitions for digital switching systems in 1979, he philosophizes that "in telecommunications, there are strong years and there are weak ones." But "even if there are no spectacular results in 1980, telecommunications is a promising sector, with markets likely to be characterized by substantial long-term growth."

Within the public sector in France, he likewise predicts continued moderate growth, noting that the absence of any recent boom years tends to lessen the chances for a bust. "The French economy is simply not likely to change very much. It could be worse—and it could also be better."



IVOR COHEN
managing director, Mullard Ltd.

It is ironic that oil should be contributing as it is to industrial woes in Britain, a country that will soon be self-sufficient in petroleum. "We are talking about an oil-based recession in 1980," says Cohen, whose Philips subsidiary is one of Britain's largest component manufacturers.

But despite the general gloom, the electronics industries are showing a fair degree of resilience. "There is still growth and order books have not yet turned down." Some sectors will fare better than others. The British Post Office has embarked on a hefty modernization program and defense spending under the new Conservative government is rising. The consumer sector is an enigma, but could be helped by a hefty wage increase during the winter's bargaining. "A big wage push may also force manufacturers to invest sooner in automation."

Even if consumer spending heats up in 1980, a strong pound spells trouble for Britain's consumer electronics sector. One bright spot will be the growth in videotext systems of both teletext and viewdata types. These systems have a promising future both as a public service and for the in-house needs of companies.

Though the British government is busily disengaging from industry, Cohen would like to see it using its purchasing power; government departments could look at ways to exploit viewdata internally and place seed contracts. The technology could provide the basis for a new European industry.



RICHARD A. CAMPBELL

*executive vice president,
TRW Electronics, TRW Inc.*

The recession is "still coming, as a matter of fact, and in the U. S. a downturn has already started in consumer products." Campbell's highly diversified group sells components to the appliance and automotive industries, where consumer buying has slackened. In the industrial and government segments, "we have not yet seen a slowing order rate, but expect a slowdown next year."

The other issue that concerns the Los Angeles-based head of the \$500 million group is inflation, particularly its effect on manufacturing and raw-materials costs. "We're already getting big increases in the prices of raw materials—copper, gold, chemicals, all sorts of things."

The shortage of electronics engineers and technical people has "gotten worse, particularly in the West and Southwest." Coming economic trouble in general is "more regional in character than in 1974, with the Midwest and Northeast the softest."

While candidly noting these negatives for 1980, Campbell also sees bright signs, both for TRW and the industry: with its ability to improve efficiency and productivity, the electronics business should be more recession-resistant than in the past.

Another reason for that new resistance can be seen in moves by TRW Electronics itself. It has pushed to diversify into such new markets as automobile electronics and telecommunications since 1974 and is "in much better shape this time." More international diversification is especially important.



JACK K. SAUTER

vice president, general manager, RCA Corp., Consumer Electronics division

Tradition has it that a recession bloodies the consumer electronics business, leaving manufacturers of television sets, audio equipment, and the like bathing in red ink. But at RCA's Indianapolis consumer operation there is no hand-wringing over 1980 prospects. In fact, Sauter claims that "1980 could be an extremely good year."

He is not a pollyanna. He reflects the confidence of an executive who sees not just a slight downturn from the current annual sales level of 9.75 million color television sets, but a healthy business environment. "Nine million sets is an extremely good year," he says, remembering the last recession's 6.5 million.

His optimism also stems from perceived differences between previous economic disasters and the current malaise. Most of the big dollar volume for color televisions now will be coming from the replacement market, with consumers trading in older sets for the better performance and low prices of the new models.

"There are more than 30 million sets which are more than seven years old. It's a vast market of consumers

willing to upgrade." But those hidden strengths in market demand must be nurtured by aggressive marketing moves, and Sauter foresees heavy advertising and rebate programs to bring more consumers into the stores.

Some of the key factors that indicate health for color set sales spell trouble for video cassette recorders, though. Most of the VCR buyers are in the market for the first time, and that's a tougher sale in a recession. "While VCR sales will continue to grow, they won't expand at the rate they would in a strong economy."

The intense price competition in the consumer industry will continue in the 1980s, but with a significant difference from the past decade—the price leaders in the U. S. market are the other domestic brand-name products, not imported products.

Other concerns include tight supplies of integrated circuits and design engineers, which will not ease in response to softening sales of some products. And tough cost-control moves are in place at RCA—"Productivity improvement is a company-wide goal."



JOSEPH F. CALIGIURI

senior vice president, Litton Industries Inc.

Prospects for selling electronic equipment to government customers, both U. S. and international, seldom have looked rosier in peacetime. Particularly strong potential is in "NATO countries who recognize the Russians are coming on in astounding fashion."

That's good for government suppliers in general, but for Caligiuri's Advanced Electronic Systems Group headquartered in Beverly Hills, Calif., this translates into a "30% up in 1980 sales and operating profit over 1979 unless something dramatic or unforeseen happens." His group, with 12,400 employees in four countries, sold command, control, and communications gear; navigation systems; electronic countermeasures systems; and shipboard electronic equipment worth a total of \$479 million in 1979.

U. S. military spending will grow at least 3% in real terms and maybe more, providing a stable market. But U. S. firms cannot count on getting a share without investing heavily into the "right technology," involving state-of-the-art large-scale integration across the board. To make sure

of staying in the forefront, Litton research and development spending is at its highest level ever.

But even with those factors, the road ahead does have some potholes. "The toughest problem we have is hiring," and not just in the still-booming U. S. "Europe is very tough, especially West Germany," where Litton has a plant in Freiburg. If a recession hits the non-government sector hard, "those who left the aerospace business might come back." But he is not sure this will happen the same way it has in past downturns.

Even while steering Litton's advanced electronics to exploit the strategy of the U. S. and its allies to arm themselves with high-technology weapons to counter Russian quantity, Caligiuri is not so sure that is the final answer. "We can outproduce them, too, as we've proved in the past, and shouldn't be excluding that approach."

Despite the upcoming turmoil of a national election year, he does not see any important changes in defense thinking or spending patterns in the cards.



TARŌ KUNINOBU

president, Matsushita Electronic Components Ltd.

Kuninobu is wary about the coming year. The sales of assembled products are not adequate to support 1979's high demand for components, and television set manufacturers, as they raise production to jockey for market share, are hoarding and perhaps even double-ordering components. "This will lead to a reaction in 1980, and the shock will be severe when it comes."

Still, Kuninobu sees many bullish factors ahead. The future promises orders from auto manufacturers for components for microprocessor systems for 1982 models, with much of the new business for sensors. There will also be other microprocessor-related business as these ubiquitous devices are designed into a wider variety of products.

Sales of video cassette recorders and video cameras, both of which use about three times as many components as TVs, will increase. These will remain strong markets even as competition forces set manufacturers to cut the number of components used. Video disks will also become a good market, though for different components. Coming along too are pulse-code-modulation audio and perhaps digital video.

Although the use of chip components in consumer products really started with parent company Matsushita's introduction of a thin radio three years ago, this is the first year these parts are selling in large quantities. There is now a big shortage as these components spread from 35-millimeter cameras to radios, tape recorders, VCR cameras, and TV tuners.



CHARLES W. MISSLER
president, Western Digital Corp.

Except for what he reads in the financial pages, Missler sees no signs of recession. On the contrary, "here at Western Digital, we're scratching our heads to figure out how to keep up." And he expects little slowdown ahead for his small semiconductor firm, which aims for proprietary market niches.

"The real threat is the component shortage that hangs over the whole field," with 16-K random-access memories and low-power Schottky parts the tightest. He fears that unless production limitations are soon resolved, "in six to nine months, empty sockets" in products manufactured by semiconductor customers will exert a drag industrywide.

He is meeting the challenge of the shortage of technical and production personnel in labor-tight Orange County, Calif., by an unusual strategy: splitting up the pie with everyone. "We have over a million shares in the employee trust, and that is helping us." The firm has 700 employees and hopes to double sales to \$20 million for the 1980 fiscal year that began July 1.

A comparative newcomer to semiconductors, having taken the firm over during Chapter XI bankruptcy proceedings in 1976, Missler is aghast at some business practices in the field, and speaks up against them. Particularly galling is what he calls "major members ripping off proprietary designs." Broken promises and personnel pirating are other bad practices he singles out. "We cannot tolerate the rape and pillage that characterize the actions of some in the industry."

RAY STATA
president, Analog Devices Inc.

Despite projections of a slightly cooler economy next year, "I expect an industry average of 25% to 30% growth in 1980." Stata says there would be cause for worry only if it turned out to be significantly below this average. "That might cause a slowdown in the third and fourth quarters of 1980."

The electronics business may already have been through its version of the recession. "Orders slumped a bit in August and September, but have bounced right back again."

A 30%-growth year looks like a vacation to the president of the Norwood, Mass., company. "It's hard to grow at 50% or so a year, year after year; management gets fatigued, you run into vendor capacity shortages, shortages of good people, and long equipment lead times. You worry a little less in a cooler period. Another 50% growth year would have been hard on the nerves, especially as the number of technical professionals isn't growing at a similar rate." If 1980 is a 25% to 30% year, "managers will be able to sit back, count blessings, deglitch organizations, and just let the torch cool."

Stata saves his greatest worries for the semiconductor manufacturing sector of the market, where he sees some changes coming. "For years, the rate of technical innovation offset inflationary cost inputs, but now, that's turning around as the price of gold rises and packaging costs increase."

As for the role of Government, he appears resigned about the Carter Administration, but sees some hope on other fronts. "Fiscal policies look as if they are going to change for the better. Business may be about to get a better break in the form of tax incentives, etc. One of the most encouraging things I see is that, because of continuing inflation and economic stagnation in other business sectors, Congress and the bureaucracies are beginning to listen to a new set of advisers; they are starting to see a new sort of reality, and the bottom line is 'Let's give capitalism a chance.' I like that idea."





JOHN R. WELTY

senior vice president and general manager, Motorola Semiconductor Products Inc.

The inability to forecast intelligently, according to Welty, continues to be one of the semiconductor industry's major problems. "Industry calculations on capacity usually are either behind or ahead. Right now we're behind. Why? Partly because our memory banks are filled with painful reminders of 1975. And partly because in the second half of 1978 we predicted there was going to be a recession. Later this was moved up to the second half of 1979. Now we've moved the recession to 1980. When you keep predicting an imminent recession and it doesn't happen, industry tends to be cautious about expansion. Now that we're in a shortage situation in many areas, will we overreact and build more capacity than we need? I don't think so. I don't think we'll catch up in the next five years."

Although the traditional side of Motorola's semiconductor business

is showing signs of softening—examples are alternator rectifiers for autos, consumer-oriented products like TO-90 transistors, and some linear circuits—new business arising out of high-technology products like microprocessors is growing faster than the traditional side is slowing.

One of the problems uppermost in Welty's mind is increased pressure for higher return on investment. "One of our great strengths in the past has been willingness to forego a great killing for a stake in the future. A lot of people now say we have to stop that because industry has become so capital-intensive that we're having a tough time financing our own growth. We have to increase our margins to finance the growth." As yields improve, device prices go down, attracting more and more applications, generating greater sales volume. "If industry goes too far in increasing ROI [return on invest-

ment], we will no longer be a vital force in the marketplace."

In general, he believes that 1980 will be a pretty good year for the semiconductor industry. The Semiconductor Industry Association's forecast of 12% growth is "on the conservative side." The automobile industry will generate new business on the order of several hundred million dollars in the next couple of model years. And telecommunications may grow to the point where it exceeds autos in importance for the electronics industry. Beyond that a whole new mass of microprocessor-based business will arise. "We'll end up in a great arena of applications, which will give rise to a whole new industry of middlemen. For example, we won't be dealing with bakeries, but we will sell to middlemen who understand the bakery business and can design microprocessor-controlled ovens."



TAIYU KOBAYASHI
president, Fujitsu Ltd.

The side effects of oil-price increases are Kobayashi's biggest worry even though energy accounts for only 1.5% of his firm's purchases. The price of oil is reflected by the rapidly falling value of the yen, which is expected to trigger inflation by increasing the price of imports. Salaries represent a high percentage of the operating expenses for knowledge-intensive companies like Fujitsu, so inflation is frightening. Inflation could also possibly trigger a recession, but Fujitsu's sales are not greatly affected by the state of the economy.

In the coming year there will be no new stimulation of the economy by the government, which is expected to make moves that could discourage investment. Already the discount rate has been raised several times to suppress inflation; this is being done faster than necessary out of excessive fear, he feels. The increased interest rates make for a slightly uneasy investment climate.

Kobayashi is not worried about moves to restrict his company's sales of memories in the U. S. because of the critical shortage of the devices. "American companies won't have the time to raise a big fuss until there is a surplus, which may not come until 1981." The 64-K random-access memories are in shorter supply than 16-K devices, so 64-K memories will be short for a long time. If the 16-K supply starts to catch up with demand, prices will fall, causing increased demand for these parts in personal computers and toys.



CHARLES C. HARWOOD
president, Signetics Corp.

Harwood is suspicious. "In face of a general economic downturn, our customers are extremely bullish. My worry is that this demand doesn't sound logical in the face of the economic picture and high interest rates." Further clouding the 1980 outlook is that "certain segments of the economy clearly are in a recession, but it may be a recession affecting only parts of the economy."

How does he manage growth while guarding against a widespread recession? By checking sound inventory programs, ensuring quality control, and determining whether the "backlog on our books is a good, solid, sensible backlog." Harwood says he sees no evidence that his customers are double- or triple-ordering, "but human nature tells me they are."

In the high-demand semiconductor market, the industry is maturing so that "there is less a view of grabbing a market or position with price and more a view of establishing a market or position with good products. The basic strategy of 'drive the other fellow out' has been put aside." He is less sanguine about a

downturn "when supply exceeds demand. In our industry, what happened before when supply exceeds demand will happen again."

Like many electronics executives, Harwood is not looking to Washington for any rays of light. "I think the mood of the country and the mood of Congress are such that not much can happen in Washington. We're going through a fallow period. Vietnam is over. The intellectuals are discovering that you can't solve problems by spending money. There really isn't a national need that's apparent to everybody. Many people still think the oil companies are busy conjuring up something while the Arabs, who used to get \$2 a barrel, are now getting \$20." Nor will a change of Administration change the country's listless mood.

What if the energy crisis worsens? "If anything, it would help us because it would increase the use of electronics." Another concern is the shortage of engineers. "We have a vast number of open requisitions for competent, highly technical people. We'll just have to be smarter in hiring, but it will be tough."



LARRY MAYHEW

group vice president, Tektronix Inc.


Mayhew has not yet seen any sign of a downturn. In fact, "our order book is running ahead of what we planned," even in one or two areas, which he declines to name, that are showing temporary softness. Tektronix' backlog of orders probably will increase over the year as the instrument company balances meeting customer demand and safeguarding against being caught short by a recession. In general, "we're cautious. We're watching all the indicators more closely than we ever have before."

Technically the U. S. is not in a recession because there haven't been two consecutive quarters of minus signs, but "there certainly are patches of the economy, particularly in consumer goods, that are in recession. But I don't see any worldwide industrial recession right now." Instead, he thinks there may be a three- to four-quarter slowdown and then "things will get strong again." One reason is that a high rate of inflation is built into the American economy for another two to five years, he believes.

Thanks to the microprocessor, which is "about as revolutionary as the introduction of the fractional horsepower motor was in the electrical industry of the early 1900s," the electronics industries have strength. But Mayhew questions whether the pervasive industries are immune to recessions. "All recessions are different; there aren't any generalizations you can make. Each one has to be looked at differently."

On the national scene, "with an election coming up, we're pretty sure that the executive branch won't do anything drastic." He also expects interest rates to "inch up a bit more" before they begin to decline.

The darkening energy picture is perturbing because the Government is not responding sensibly to the crunch. "I have a personal opinion, and I'm not an expert, but the executive branch and the legislative branch are taking a very illogical approach to the problem. On one hand, you have an energy problem and on the other, you have a social problem, which is inflation, and they're separate."



WALTER L. CHERRY

*president,
Cherry Electrical Products Corp.*

The impact of the recession may be first on most executives' worry list, but Cherry says the biggest problem is inflation. "It injects an indeterminacy in all of your thinking. You don't know how to plan for it, how to cope with it." The Carter Administration's moves to control inflation may succeed in reducing it to single-digit levels in 1981. Meanwhile, the recession is merely a "promised" event, not a reality for the Waukegan, Ill., producer of electrical and electronic switches and custom semiconductors. "It seems to be recalcitrant in its arrival."

Cherry is one of the growing number of Midwest component manufacturers finding lucrative markets overseas, ringing up sharp sales increases despite the foul economic forecast in the U. S. "Our foreign business in the United Kingdom and West Germany probably will grow somewhat. There are no signs of a recession in Germany," though performance in the UK might not fulfill expectations.

His confidence stems from a conviction that, no matter how weak things may get in one area, such as automobiles, the industry has become so diversified that it can survive a localized downturn. "Our industry is probably going to be injured less by a recession than others because of its aggressive nature."

Respite from the torrid pace of orders will not ease the burden of recruiting new engineers. Cherry expects the shortage of qualified engineers to continue, though he notes that the pool of general staff personnel seems to be increasing.



THE SPORTY 5600C. YOU DON'T HAVE TO TRADE PERFORMANCE FOR PORTABILITY.

In the lab or on the move, the "C" gets around in a hurry. Because it's the lightest and most compact instrumentation recorder in its class. So if you're looking for a sensible alternative to those bulky, barely movable "portables," take a good look at the Honeywell 5600C.

You won't have to look long to discover that the "C" offers much more than minimum size and weight. Performance features like the adjustment-free tape path and a broad bandwidth phase-lock tape servo are standard on both intermediateband and wideband models. And the precise, gentle tape handling of our

unique tricapstan drive lets you use 1/2 mil tape for up to 25 hours of non-stop recording. The "C" also gives you choice of ac or dc power supply and up to 14 channels of record or reproduce capability.

For complete details on the "C," or other 5600 series portables, call Darrell Petersen at (303) 771-4700. Or write for technical information and a free illustrated brochure that describes all of our magnetic tape systems, oscillographic recorders and signal conditioning modules. Honeywell Test Instruments Division, Box 5227, Denver, Colorado 80217.

WE'LL SHOW YOU A BETTER WAY.

Honeywell

The Joy of Bach.

Honeywell invites you to watch this tribute to one of the world's great composers Sunday, December 23, on PBS television

Circle 123 on reader service card

IEDM unveils new highs in speed, power, density

MOS memories, bipolar VLSI, GaAs logic and mixed technologies star at this year's gathering

by John G. Posa, *Solid State Editor*, and Roger Allan, *Components Editor*

□ This week's International Electron Devices Meeting in Washington, D. C., reveals many secrets in as many different areas of device and process technology. The techniques used by Texas Instruments to build devices on annealed polysilicon or by Toshiba to build a 2,500-volt, 600-ampere gate-turn-off thyristor are all sparking excited interest.

Not the least of the revelations is made by Intel Corp., whose revered static random-access memory design group agreed to tell the story behind the Santa Clara, Calif., company's forthcoming 16-K static RAM [Electronics, Nov. 22, p. 40]. But the Japanese semiconductor manufacturers give by far the fullest disclosures. Plans are detailed for a new cell design that could yield a million-bit RAM by as early as the end of next year. Indeed, several Japanese companies are disclosing many processing tricks to bring the goals of their very large-scale integration effort closer to reality: a quadruply self-aligning MOS process, scaled complementary-MOS memory designs, and a molybdenum-gate MOS process that builds a 64-K RAM.

In keeping with the contemporary device topics, IEDM begins with a plenary session comprising invited papers that review the status of optical circuits, photovoltaics, and VLSI. Michael K. Barnoski of TRW Inc.'s Technical Research Center in Torrance, Calif., highlights the accomplishments and problems in fiber optics and the components related to optical data transmission. Following that, Harold J. Hovel from International Business Machines Corp.'s Thomas J. Watson Research Center in Yorktown Heights, N. Y., lends credibility to the potential of solar cells in his discussion of photovoltaic materials and devices for terrestrial solar energy applications.

The final paper, presented by H. Dean Toombs, vice president of Texas Instruments Inc. in Dallas, details the departures from standard techniques that will be necessary as submicrometer device barriers are crossed and as chip complexities exceed 100,000 components.

Intel's 16-K static RAM is not the only one described in Session 15; another comes from Toshiba Corp., Kawasaki, Japan. Arranged as 2-K by 8 bits, the memory employs 100% complementary-MOS technology. With four n-channel-MOS transistors and two p-channel MOS load transistors per cell, it all adds up to more than 100,000 devices and 130,000 contact openings for the audacious RAM design, a design as difficult as that of a 64-K RAM—if not more so (see Fig. 1).

Toshiba had to resort to the electron beam for mask preparation, as well as to dry processing. The cells wound up measuring 1.74 square mils and the chip, 55,218 mil². The small cell size restricted metal widths and spacings to about 6 micrometers, so reactive ion etching was used to make 2- μ m contact cuts. Toshiba concludes that the process allows "a reasonable margin of fabrication." For the record, the resulting RAM accesses in 95 nanoseconds at an operating power of 200 milliwatts. During standby operation, however, the device draws a mere 200 nanoamperes from the single 5-v supply.

It seems as if static RAM designers would like to achieve the high density of polysilicon load devices with the versatility of active pull-ups. Enter Toshiba Corp. again in Session 15 with what it calls the polysilicon transistor load. Operating as a p-channel FET for incorporation into a C-MOS static RAM, the new load device allows data to be retained at holding currents as low as 10⁻¹⁰ A per bit. However, when the "transistor" is conducting, current is high enough to circumvent processing idiosyncrasies and radiation effects.

A C-MOS cell using the polysilicon transistor is shown in Fig. 2, along with a cross section of the pull-up device. The load is actually a thin-film polysilicon transistor, with current flow through the intrinsic polysilicon controlled by an implanted n⁺ gate located underneath the thin gate oxide. Up to the oxidation of the 700-angstrom-thick gate oxide, processing is standard. After gate formation, a large dose of arsenic ions is shot through the thin oxide to form the buried gate, in addition to interconnecting paths. Using 3- μ m design rules, Toshiba has so far made a 16-by-16-bit experimental RAM. The minimum supply voltage for the device was "rather high," however, but the Toshiba firm plans to amend this by adjusting threshold voltages.

Another scheme for reducing MOS circuitry is described in a Session 25 paper authored jointly by researchers from the University of Waterloo, Ontario, and Bell-Northern Research in Ottawa, Canada. The scheme also benefits dynamic logic—even analog circuitry—and mixed technologies, with a 50% area reduction in all cases. The idea is to use one doped well for both enhancement- and depletion-mode transistors—hence the name single-device-well MOS FET. The single-well structure positions the two devices perpendicular to one another, sharing a common gate.

The researchers liken the merged transistor concept to integrated-injection logic, because in I²L a single diffu-

sion (or ion implantation) forms the gate of one transistor and the collector of another simultaneously. So far, only an experimental chip has been fabricated on an n-type substrate. The source and drain of the enhancement devices are p-type, while the source and drain of the depletion-mode transistors are of the same polarity as the substrate.

Two Japanese IEDM papers in Session 25 focus specifically on self-alignment techniques. One of them, from the Japan Cooperative Laboratories in Kawasaki, claims to be about the ultimate in self-alignment: quadruply self-aligned MOS. Deep junction areas, shallow source and drain ion implantations, contact openings, and polysilicon gates are all lined up in QSA MOS. Processing begins with the patterning of the polysilicon gates, and to get successive regions to register, undercutting of the gates and anisotropic ion etching of oxide layers is used.

Most minute


The Japanese researchers show that a rectangular transistor can be fabricated in QSA MOS that measures two by three minimum features on a side. They consider this the ultimate. Thus, with a $1\text{-}\mu\text{m}$ smallest dimension, a $6\text{-}\mu\text{m}^2$ memory cell is possible. Their assumption also means that a monolithic 1-megabit dynamic RAM could be crammed onto a die slightly larger than 6 square millimeters, which works out to only $9,300\text{ mil}^2$. Such an

area is minute, even compared to the die sizes of today's 64-K dynamic RAMs, which measure over three times that size at least. Figure 3 compares a QSA cell with that of a 64-K RAM.

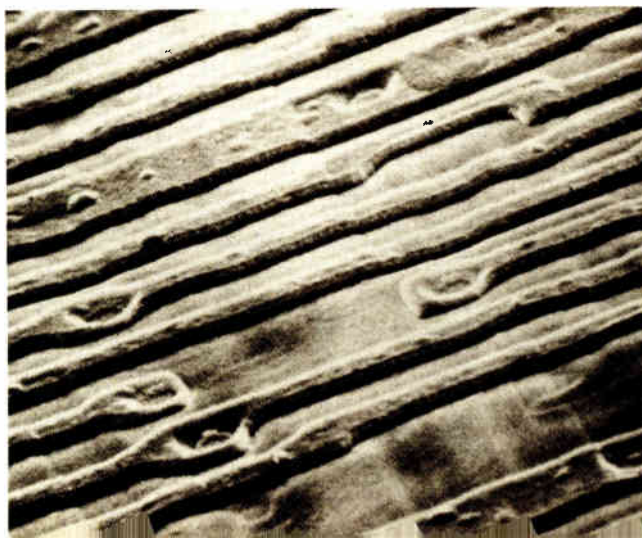

With another version of self-alignment from Nippon Electric Co., also located in Kawasaki, an 8085-like microprocessor has been built with a die size of 111 by 149.8 mils or roughly $16,519\text{ mil}^2$ using $3\text{-}\mu\text{m}$ design rules. The 8085 look-alike runs from a 6-megahertz clock and consumes only 300 mW. In contrast, the present 8085A-2 from Intel Corp. measures 164 by 222 mils, can go as fast as 5 MHz, and dissipates 850 mW.


The three cross sections in Fig. 4 illustrate NEC's process. In (a), after conventional preparation of gate and field oxides, contact vias are made in the 300\AA gate oxide and a polysilicon layer is deposited, doped, and oxidized. Silicon nitride deposition follows, and except for the areas above the source and drain, gate, and interconnection regions, the nitride is removed.

The tricky part is (b). The polysilicon is completely oxidized except for those areas masked by the nitride. But, concurrently, impurities from the doped polysilicon diffuse through the contact openings to form the source and drain regions. In (c), the remaining nitride is removed, oxide is chemically vapor-deposited, and openings are made for aluminum metalization. These contact windows may even be oversized and slightly misaligned



Made in Japan. Japanese technology makes a big showing in this year's Devices Meeting. Shown at left is an 8085 type of microprocessor from Nippon Electric Co. that uses self-alignment and $3\text{-}\mu\text{m}$ design rules. A close-up view of the processor is shown below at left. On the right is a scanning electron micrograph of a C-MOS 16-K RAM cell produced by Toshiba Corp. The entire chip is shown in Fig. 1.





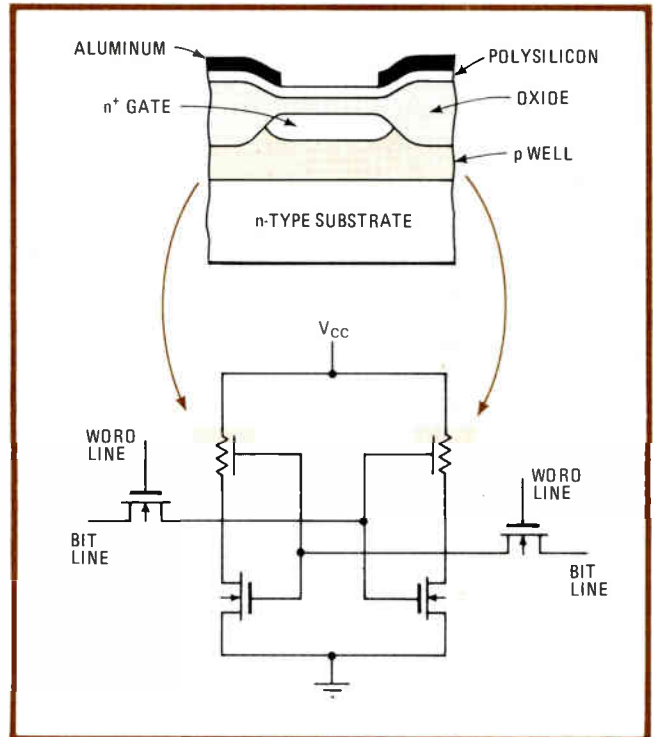
1. 100% C-MOS. As ambitious, if not more so, as a 64-K dynamic RAM is a 16-K C-MOS memory from Toshiba Corp. High density describes the part, which has over 100,000 devices and 130,000 contact vias, the latter being cut with reactive ion etching.

without adverse effect because of the protection provided by the existing thermally oxidized polysilicon.

NEC will also be delivering a paper on a 64-K dynamic RAM in Session 15 that uses 1- μm molybdenum gates for an extremely small die size. And Texas Instruments Inc. of Dallas is, in the same session, discussing its ability to ground the substrate of its 16- and 64-K dynamic memories. In particular, TI will disclose its model for short-channel MOS devices and explain the implications of its 256-cycle, 4-millisecond refreshing. It is saving detailed circuit descriptions of its 64-K part for the International Solid State Circuits Conference to be held next February in San Francisco.

TI, a major contributor to this year's IEDM with 11 papers in all, has two strong entries in bipolar technology as well. In Session 8, one of its research groups tells of work on a 1- μm bipolar process that relies on direct-slice writing with a vector-scanning electron-beam machine. The group fabricated a version of the company's integrated-injection-logic SBP0400 bit-slice processor using the electron-beam process.

Results are impressive: the SBP0400 went from 20,925 mil² to 5,270 mil². Assuming that interconnections occupy 60% of the chip area, the 1- μm process packs more than 1,000 gates to a square millimeter. The speed of the processor improved significantly, too, even though the process and structure were optimized for the full-sized—and not the scaled—part: with a 50-milliamperre injector current, the scaled SBP0400 operates at about 5 MHz, whereas the full-sized part with four times the chip area operates at less than 2 MHz. What's more, TI estimates that if Schottky contacts were to replace the



2. Poly pull-ups. Toshiba Corp. has invented a load device that gives the high density of doped polysilicon load resistors and the versatility of depletion-mode transistors. In an experimental 16-by-16-bit C-MOS static RAM, the pull-ups only consume 10^{-10} A/bit.

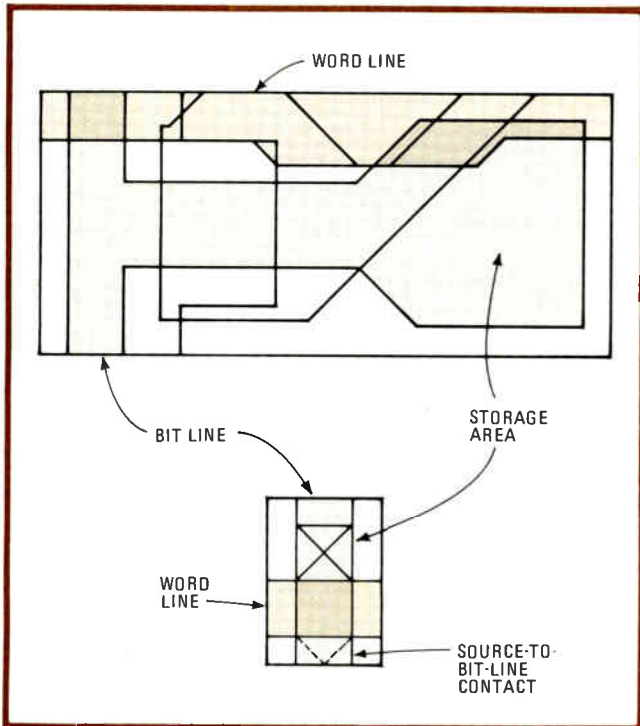
ohmic ones, the clock speed would rise to about 8 MHz.

Also from TI, a paper in Session 14 discloses the details of Schottky Transistor Logic, an I²L version of diode-transistor logic that uses a Schottky barrier diode to clamp the switching transistor out of saturation and minimize charge storage delays. TI has built several circuits with minimum features that range from 5 μm down to 1.5 μm . Gate delays of less than 0.5 ns and power-delay products of below 50 femtojoules have been realized. Most interestingly, TI has fabricated several circuits, including a parity generator of 50 gates and a 16-bit arithmetic and logic unit with over 500 gates, using automatic routing of an STL gate array.

It turns out that the packing density of STL is not quite as good as that for I²L—close to 60% as dense—because of the area consumed by the base resistors and because of wiring constraints brought about by the top-side ground-lead routing. But the performance specifications are especially noteworthy at the smaller geometries: gates with 1.4- μm features show a delay of 0.5 ns and a power-delay product of 30 fJ with a 2-v supply.

Also in Session 14 is a new bipolar fabrication technique from OKI Electric Industry Co. in Tokyo called BEST, for base-emitter self-aligned technology. OKI increases the packing density while cutting power with a selective-oxidation process, and it reports delays of 0.65 ns and 0.6 mW power per gate when measured in a right-oscillator configuration of current-mode logic.

The BEST process reduces the active region over standard walled-base transistors by 50% or better, with a corresponding reduction in parasitic capacitance to 0.04 pF. OKI's process, which relies on polysilicon, brings a lot



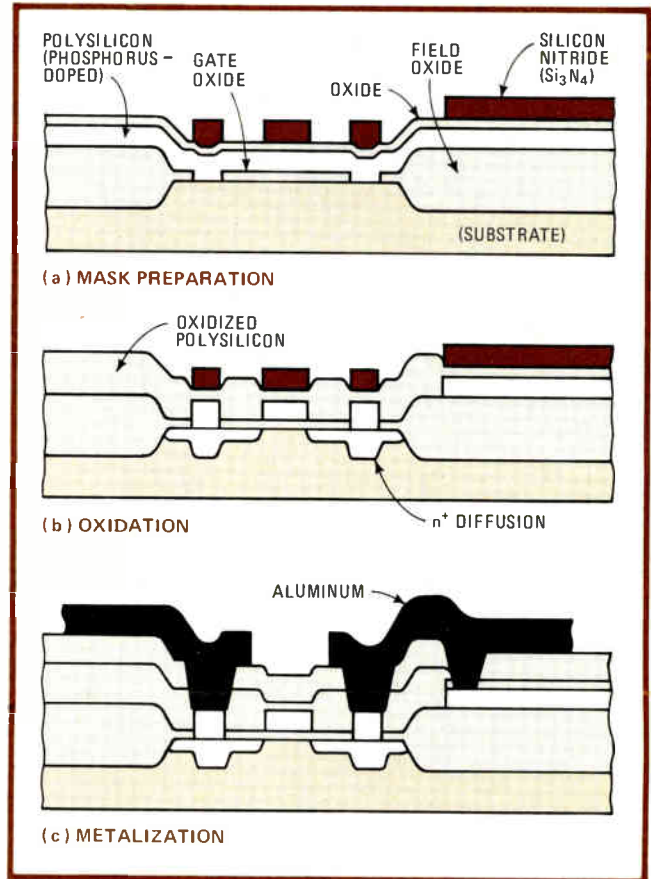
3. The ultimate. Using four levels of self alignment, the Japan Cooperative Labs build rectangular memory cells measuring 2 by 3 minimum features. It says that this is the smallest cell to hope for. The 64-K RAM cell shown above the self-aligned cell looks massive.

to the bipolar party: the transistors' emitters, inactive base regions, and load resistors are formed accurately by one mask; walled emitters are still easily formed, while base areas reduce drastically over those possible with conventional methods; the polysilicon load resistors exhibit far lower parasitic capacitance than conventional diffused resistors; and finally, even with 3- μm lithography, 2- μm emitter regions can be formed.

I²L diversifies

Extending the domain of integrated injection logic is Toshiba Corp., which presents two papers on I²L process made compatible with other bipolar devices. One in Session 14 pairs a high-speed I²L process with emitter-coupled-logic devices. In that process, shown in Fig. 5a, the impurity profiles are optimized for each device type—hence, all base regions are formed in different doping steps. However, a single n⁺ diffusion forms the I²L collector and the linear transistors' emitters at once. The process successfully combines I²L with 4-gigahertz-cutoff ECL transistors. Toshiba will use the process in very high-speed logic applications, most certainly for phase-locked-loop synthesizers in television receivers.

Toshiba is also mating I²L with high-voltage analog transistors. As discussed in Session 8, Toshiba achieves a 75-V breakdown for an analog device mated with high-speed I²L gates. The integration of high-voltage devices with standard logic is usually difficult because the buried layers of the two normally end up at different depths. To solve that problem, Toshiba uses a double-diffused base structure with a phosphorous-implemented n-well emitter for the I²L and a single-diffused base with a lightly



4. Poly impurities. This is how Nippon Electric Co. builds its 8085 look-alike. After nitride masks are prepared in (a), doped polysilicon is completely oxidized. Remaining polysilicon (b) forms source, drain, gate and interconnections. Metal contacts are made in (c).

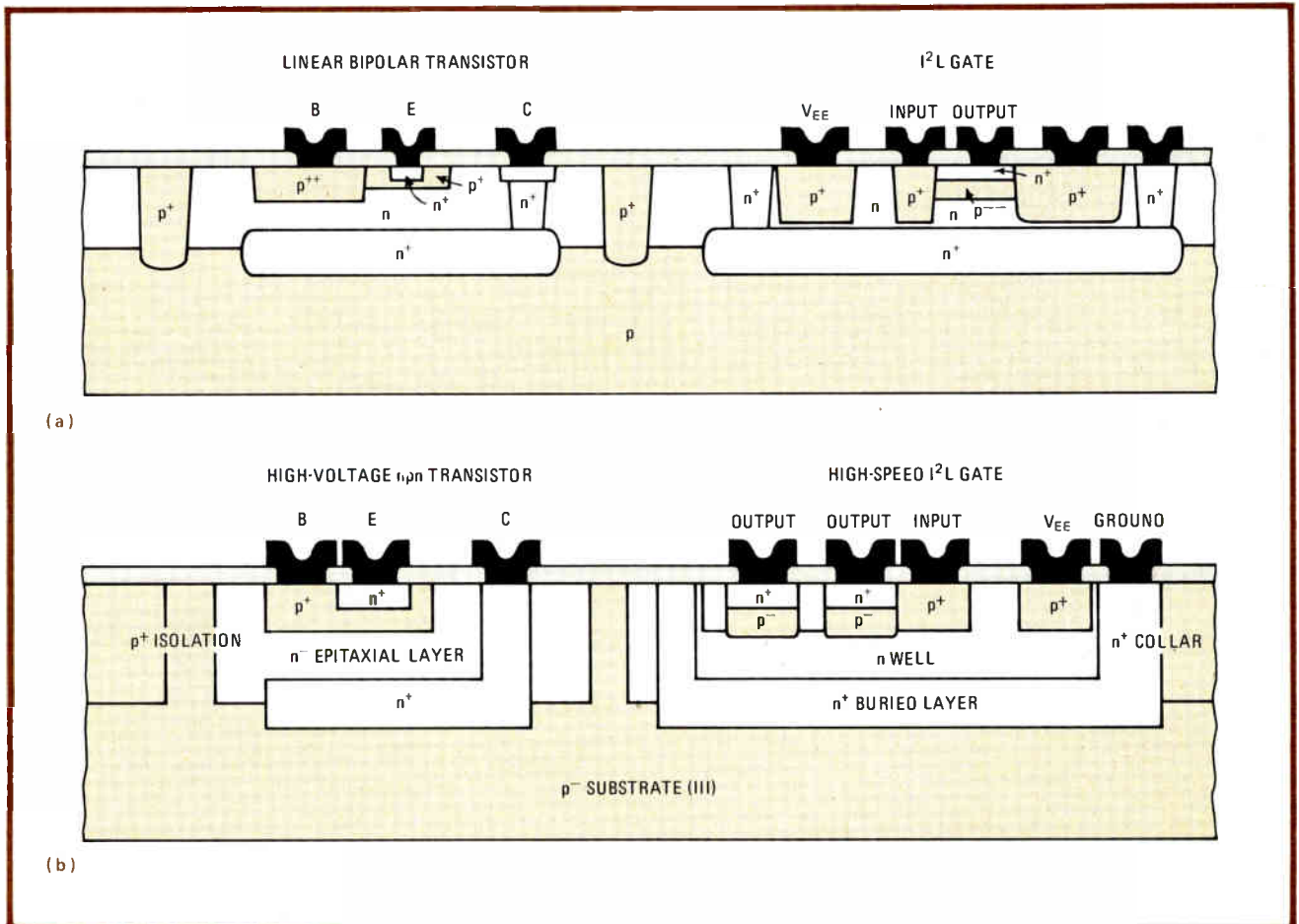
doped epitaxial collector for the analog transistor. The resulting structure, shown in Fig. 5b, helps clear the way for combined analog-digital LSI.

Toshiba is active as well in the discrete power-transistor area. It describes in Session 10 a 2,500-V, 600-A gate-turn-off (GTO) thyristor. The GTO has received much attention lately because of its advance over thyristors that require current interruption by commutation or other means. The GTO could well find its place in many inverter and chopper circuits, since its surge-current capability far exceeds that of bipolar transistors.

Toshiba's goal was to find a way to increase the maximum GTO current while keeping other thyristor characteristics in balance. The answer involved decreasing the base surface resistance and the n-emitter width, as well as using a thick p-base layer with an extremely low acceptor concentration. To get the high breakdown voltage, Toshiba uses a new phosphorus redeposition annealing process to increase carrier lifetime in the base of the device.

MOS power devices challenge bipolars

MOS field-effect transistors continue their trend of higher densities and lower on-resistances. Seven papers in Session 4 on power transistors provide an excellent review of MOS FET and bipolar transistor advances. A paper from International Rectifier Corp., El Segundo,



5. I²L mixed. In two papers, Toshiba Corp. mixes I²L with emitter-coupled logic (a) and high-voltage transistors (b). The ECL has a cutoff frequency of 4 GHz—perfect for TV tuning. The high-voltage device has a 75-V breakdown—great for power control.

Calif., on power MOS FETs, makes mention of its HEX FET structure, using individual hexagonal FETs.

A team from Siliconix Inc., Santa Clara, Calif., provides details about a third-generation power FET, called a K-gate structure, that sets new levels of packing density for lower on-resistance. Employing a meshlike configuration, the V-MOS device is reported to offer a multifold improvement in packing density over the first generation of Siliconix' V-groove MOS FETs.

As an example of its capabilities, the authors cite a device with a 0.19-centimeter-squared chip area having the following features: a channel-width-to-length ratio of more than 750,000 within a 0.15-cm² active area; 200-V breakdown at 0.1-ohm on-resistance; and 50-A drain current at 10-v gate drive. In another K-gate V-MOS FET with a 0.14-cm² chip area, performance is typified by a drain-source sustaining voltage of 450 V, energy dissipation of 27 millijoules without failure, surges of 25,000 V/microsecond, and 5-A switching in 30 ns. Reliability of 1,000 hours at 150°C burn-in (250-v reverse bias) was reported. The new V-MOS FETs are in a preproduction phase and are being readied for introduction early next year.

With all of the publicity surrounding MOS power transistors, bipolar technology might seem to be in trouble. Not so, according to a paper from Westinghouse Electric Co.'s R&D Center, Pittsburgh, Pa. The invited

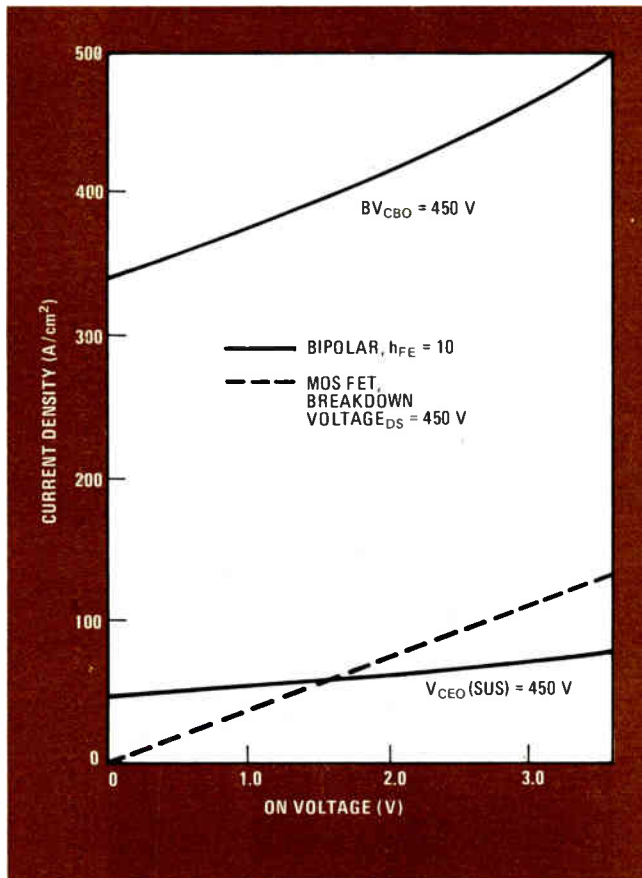
Session 4 paper concludes that, although bipolar devices inherently require more chip area to handle higher powers, MOS FETs have higher conduction losses than bipolars on a per-unit basis. Only where the operating frequency is high enough to take advantage of its lower switching losses is a MOS FET to be preferred. It is emphasized that when current density is studied as a function of forward voltage drop for both types of devices, bipolar devices exhibit greater room for improvement (Fig. 6).

By improving a bipolar transistor's reverse safe operating area, it is felt that it is possible to increase bipolar transistor current-handling performance significantly.

Liquid-crystal displays shine brighter

Session 23 includes five papers on various display technologies, including an overview paper from IBM Corp., Kingston, N. Y., on ac plasma panel technology. It reviews the technology choices available for ac plasma-panel display fabrication and relates them to specific applications. Material yield and reliability factors are also reviewed, as are available processing options.

Three other papers are devoted to liquid-crystal displays, underlying the rapid improvements in this technology. Researchers at Bell Laboratories, Holmdel, N. J., report on a new electrically addressed bistable mode in field-effect nematic liquid crystal that may

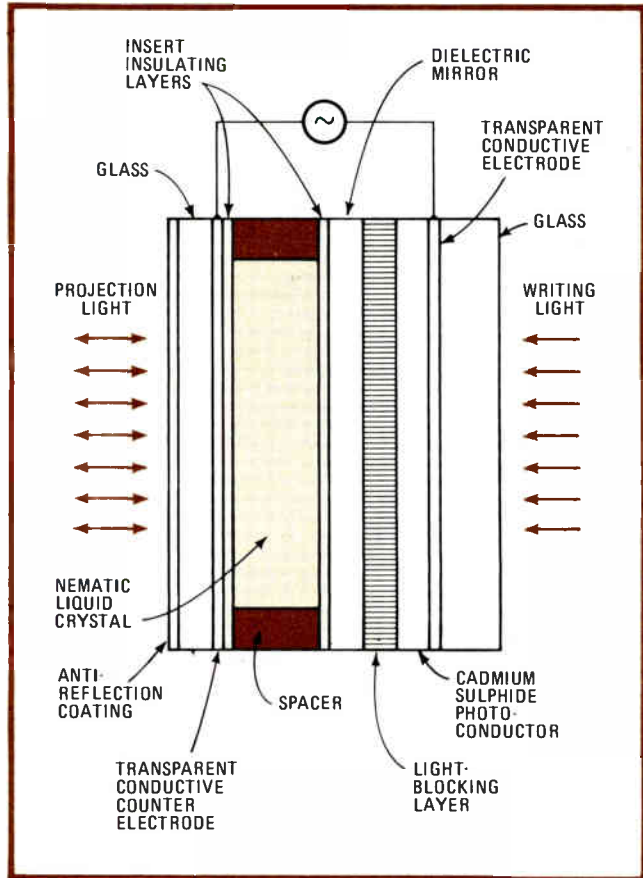


6. Improvements. If reverse safe-operating area of bipolar transistors were extended from collector-emitter breakdown of 450 v to collector-base breakdown of the same magnitude, greater current densities would be possible. Dotted line shows MOS FET limits.

alleviate the normally stringent multiplexing limitations such devices face. This is because of the need for refreshing. The researchers report that they have produced predominantly horizontal or vertical configurations of stable nematic liquid-crystal materials featuring long-term stability without the need for conventional refreshing. The displays can be optically differentiated by the incorporation of pleochroic dyes and have demonstrated 5:1 contrast ratios.

From the Hughes Research Laboratories, Malibu, Calif., comes an exciting development in liquid-crystal light valves. A high-performance silicon and liquid-crystal device was designed for applications requiring real-time optical processing and large-screen displays. The device consists of a high-resistivity single-crystal silicon photoconductor and a silicon-dioxide insulating layer operated in the MOS configuration. This silicon and silicon-dioxide structure is coupled to a liquid-crystal display that operates in the hybrid field-effect mode with a cermet light-blocking layer and a dielectric mirror. The entire structure is then sandwiched between transparent electrodes that are deposited on optically flat glass substrates (Fig. 7).

For operation, a strong light source is modulated by the weaker one, to be projected elsewhere. In effect, this is like a triode vacuum tube whose plate voltage is modulated by a small grid signal. The use of a silicon



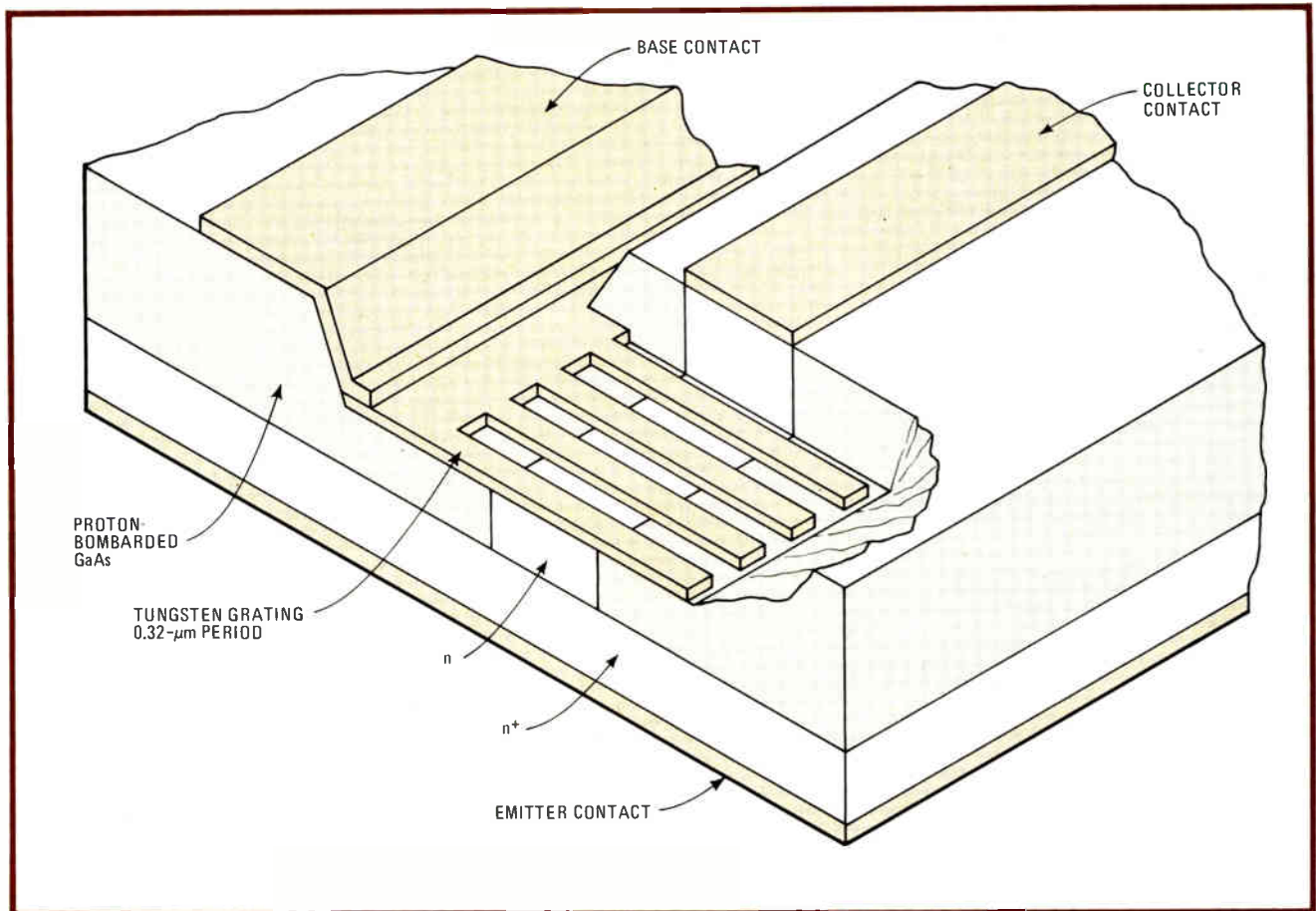
7. Light valve. This liquid-crystal light valve was designed for real-time optical processing and large-screen displays. The device includes a liquid-crystal material coupled to a cadmium sulfide layer. An improved new-generation device has a silicon layer instead.

photoconductor offers fast and linear response and broadband photosensitivity. Resolutions of 22 line pairs/mm were routinely achieved, as was a contrast ratio of 30:1. Sensitivity of up to 10 microwatts/cm² at 30 frames/s was possible. The device has been successfully demonstrated for live television broadcasts.

Xerox Corp.'s Webster Research Center, Rochester, N. Y., presents a paper on photofabricated thin-film transistor arrays, pointing out that although conventional fabrication methods of high-vacuum thin-film depositions (in conjunction with pattern-defining metal stencils) offer advantages of simplicity, they limit the array's resolution, latitude, and repair capability. The use of photolithographic processing, on the other hand, allows for greater fabrication flexibility, at the expense of some complexity. Researchers fabricated 25 test-vehicle thin-film transistors in a 1-in.² area. Each of the transistor cells was 20 mils to a side, allowing up to 50 cells to be placed in a 1-in. line. Line widths of 1 mil were used. The results show that arrays that are suitable for display applications can be made by this technique. The array cells can withstand gate and drain bias voltages up to 20 v depending on insulator thickness.

Into microwaves with gallium arsenide

Judging from the flurry of gallium arsenide developments coming out of the laboratories of major corpora-



8. Permeable base. This unique permeable-base transistor produces 13-decibel gain at 4 GHz. The base is a 300-angstrom-thick layer of tungsten patterned into a 3,200-Å period grating. The grating is epitaxially embedded in single-crystal n-type gallium arsenide.

tions, it is not surprising to see two full sessions, each with seven papers, devoted to this subject. Session 2, "Analog Microwave Devices and Integrated Circuits," includes several papers on broadband gallium arsenide amplifiers. The Raytheon Co., Waltham, Mass., describes using a four-FET GaAs power combiner as the basis for a monolithic X-band amplifier with 50-ohm on-chip matching and a 2-W power output. The amplifier's bandwidth at the 1-decibel point is 1.5 GHz at a gain of 3.3 dB. A gain of 5 dB was reported when driving the amplifier with low-level signals. The four-FET GaAs amplifier evolved from a one-, then a two-FET amplifier, central to whose developments were the use of two novel circuit techniques—air-bridge overlays and via holes, which provided low inductance grounding.



Monolithic GaAs metal-semiconductor FET amplifiers with a gain of 6 to 7 dB at 10 GHz are reported by Rockwell International Corp.'s Electronic Research Center, Thousand Oaks, Calif. The experimental GaAs FETs employed were fabricated by electron-beam lithography and had gate-structure dimensions of 0.75 by 300 μm on 2-by-8-mm chips.

Silicon-on-sapphire technology has also been found useful for microwave ICs, as shown by two papers in Session 11 from General Electric's Corporate R&D Center, Schenectady, N. Y., which describes the use of SOS materials to make monolithic MES FET amplifiers for L- and S-band applications requiring low noise, wide

dynamic range, and high gain. Previous attempts to fabricate monolithic amplifiers with SOS materials have been stymied by the high isolation and conductor-to-substrate capacitances normally associated with SOS. The researchers solved this problem by fabricating a MES FET on an SOS substrate. The resulting performance included amplifiers with impressive gains of 10.5 dB at 2 GHz and 5.5 dB at 4 GHz, for a cutoff frequency of 4.2 GHz. Gate structures 1 μm long and 400 μm wide were used. The linear dynamic range was in excess of 60 dB with a 1-dB gain at 10 dBm, for 9.5-dB gain at 2.25 GHz. SOS MES FET devices were fabricated with gate widths ranging from 400 to 1,600 μm and with lengths of 0.75 and 1 μm . Platinum silicide, molybdenum, and gold were used for metalization. The drain, source, and channel regions of the MES FETs were ion-implanted.

Session 16 deals with GaAs transistors and diodes; several new device designs are unveiled, including a unique three-terminal device from the Massachusetts Institute of Technology's Lincoln Laboratory, Lexington, Mass. The device is a permeable-base transistor that has been shown to produce a 13-dB gain at 4 GHz (Fig. 8). It is said to have many advantages over GaAs FETs and exhibits a 3.5-dB noise figure at an associated gain of 9 dB. The transistor's base consists of a 300-angstrom-thick layer of tungsten patterned into a 3,200-Å-period grating, which is epitaxially embedded in single-crystal n-type GaAs. □

SEE US. EVERYWHERE.



**Over 500,000 SELF-SCAN[®] displays
in computers, word processors, cash registers,
machine tools, typesetters...worldwide.**

Burroughs sells more alphanumeric flat panel displays than all other manufacturers combined. The half million bright, crisp, SELF-SCAN panel displays in use today testify to the visual quality and reliability you can build into your next design.

Thin, lightweight SELF-SCAN gas plasma displays are available with optional microprocessor control. Easy to read even in high ambient light. Flicker and distortion-free, too.

All this for as low as 70 cents per character including drive electronics.

Build a bright future into your product. Make SELF-SCAN your first choice in displays. Send for specifications today. **Burroughs OEM Marketing**, Burroughs Place, Detroit, MI 48232, (313) 972-8031. In Europe, High Street, Rickmansworth Hertfordshire, England. Telephone 09237-70545.

Burroughs

Switching preamp improves a-d converter sensitivity

by Peter Bradshaw
Intersil Inc., Cupertino, Calif.

The low-signal resolution of even the best analog-to-digital converters, including those equipped to eliminate input-offset disturbances, is limited by the noise generated at the inputs. But the resolution, and thus the true sensitivity, of a converter can be inexpensively improved by an order of magnitude if a switched, differential amplifier is employed at the input to precancel offset errors without affecting the normal conversion process.

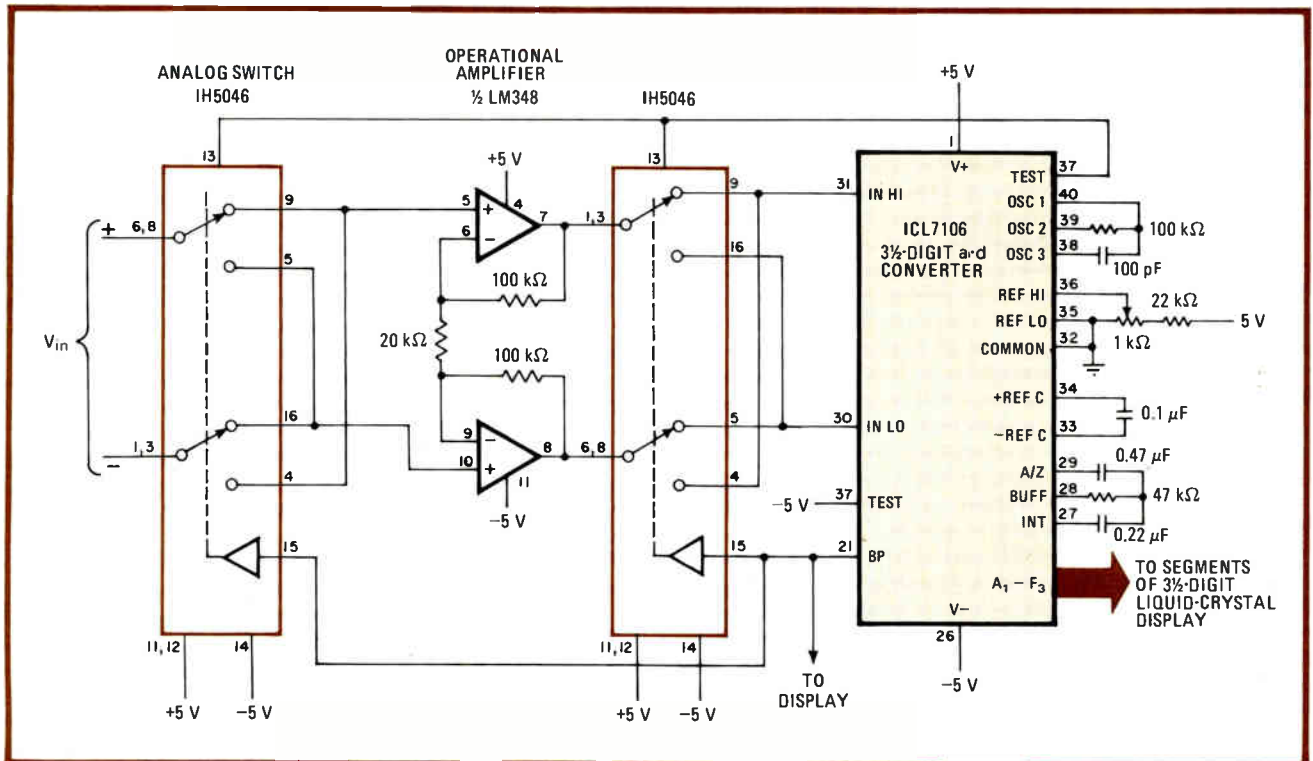
The technique is illustrated for Intersil's ICL7106 3½-digit autozero converter/display driver, which normally handles signals over the range of 100 millivolts to 2 volts. In such a converter, the small input noise voltage trapped on the autozero capacitor during a conversion sets the aforementioned lower signal-handling limit. The noise (which is caused by the equivalent noise resistance at the input, not a component of the signal) can be minimized to a great degree with preamplifiers having low offset voltage, but this can be a rather

expensive solution to the problem.

As shown, an alternative approach is to use the liquid-crystal-display backplane (BP) drive output of the ICL7106 to synchronously switch one half of the low-cost LM348 quad operational amplifier via analog switches so that, over a switching cycle, the input of the converter sees no instantaneous change in the magnitude or polarity of sample voltage V_{in} . Offset voltages, including that of the op amp, on the other hand, are virtually canceled because an equal but opposite noise component (average value is near zero) is applied to the IN HI (and IN LO) ports of the converter over a given interval. In this case, the switching (BP) signal is set at 45 kilohertz, but this can be varied by suitable selection of the RC components at pins 38 and 39 of the ICL7106. In this configuration, excellent performance is obtained for input signals ranging from 1 to 20 mV full scale.

Most dual (matched) op amps will be suitable for the switching task, but it is important that both the positive and negative slew rates of the device be reasonably close. Op amps having significant crossover distortion (such as the LM124/324) should not be used.

The CD4053 or the Intersil IH5046 will serve well as the analog switches. In the case of the 4053, 1½ devices will be required. Only one double-pole, double-throw switch is contained in each 5046, however, and so two of these devices would be required. □



Precanceled. Switching the signal-handling op amp at supersonic rate virtually eliminates input-offset errors of converter, thereby improving sensitivity. Converter's input sees no instantaneous change in V_{in} during switching cycle, and normal conversion process is not affected. But offset voltage at input is alternately fed to (+) and (-) ports; thus equivalent noise voltage over cycle is near zero.

Bipolar and V-MOS hybrid delivers fast power pulses

by Robert H. Hamstra Jr.
Searle Ultrasound, Santa Clara, Calif.

The major advantages afforded by the up-and-coming V-groove MOS transistor—low cost, moderate power capability, high-frequency operation, and immunity to mismatch—are utilized in this relatively inexpensive, compact pulser that, with the aid of two bipolar power transistors, will deliver a peak power of 5 kilowatts at widths as narrow as 20 nanoseconds. In terms of voltage and current, the unit can supply an output pulse of as much as 250 volts or 30 amperes.

This pulser overcomes the size, weight, and standby power limitations of vacuum tubes, the bulkiness and limited frequency response of charged delay lines, and the exponential fall rate and lack of constant output impedance that occur with silicon controlled rectifiers. Bipolar transistors that are fast enough cannot handle the current or voltage. The drawbacks are overcome by combining the bipolar transistors and V-MOS devices, which are fast but cannot deliver great amounts of power.

Transistors Q_1 – Q_4 comprise the driver circuit for the pulser. The energizing waveform is provided by an external low-power pulse source applied at Q_1 and Q_2 . Q_1 and Q_2 are directly coupled to Q_3 and Q_4 . The base current to Q_3 is set at about 1.5 A, a necessary condition for

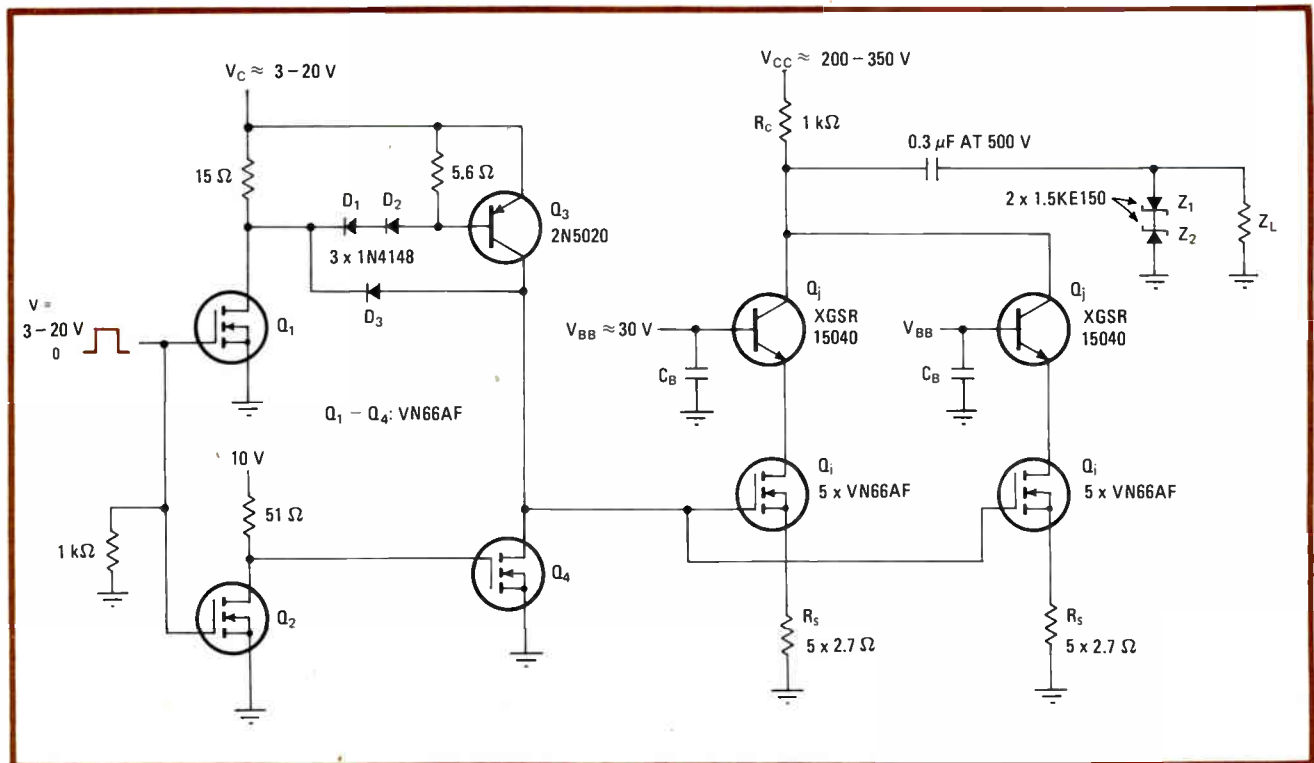
achieving rise times of 10 ns across the V-MOS input capacitance of 500 picofarads.

D_1 – D_3 serve as clamping diodes to prevent Q_3 from saturating on the rising edge of the pulse, and the 5.6-ohm resistor helps turn off Q_3 quickly. The amplitude of the output pulse is determined by the control voltage, which is applied to Q_3 's emitter. The circuit could be further simplified if a p-channel V-MOS device were to replace Q_3 , but unfortunately the p-channel units are not yet readily available.

In general, the basic output circuit is in a cascode arrangement using 10 V-MOS transistors Q_i and two bipolar transistors Q_j , with the gates of Q_i driven by the pulse. The base of Q_j is at ac ground. In this way, the current delivered to the load Z_L is approximately proportional to the voltage applied to Q_i .

The cascode circuit helps minimize the effect of the gate-to-source and gate-to-drain (input) capacitances of the V-MOS transistors, thereby enhancing the response time or speed of the circuit. Note that the output voltage of Q_i overcomes the drop across Q_j 's (internal) emitter inductance (10 to 20 nH) when the stage is made active, and that Q_i is selected to withstand the inductive kick (10 to 20 V) that occurs when the stage is switched at slew rates as fast as 2 A/ns. In addition, Q_j is never driven into saturation, and as a consequence, fast response times are maintained.

The usual precautions for protecting V-MOS gates have been observed. The input-pulse amplitude is within the gate-voltage ratings. The source-to-drain voltage is not exceeded when the device is off. No attempt to bias the gate near its turn-off point to improve device linearity has been made, either, as a small misadjustment may



High-stepping quickly. Advantages of bipolar and V-MOS transistors are combined in circuit that delivers pulses to 5 kilowatts at a nominal width of 20 ns, if load is resistive. Output pulse width is limited by the 0.3- μ F coupling capacitor.

PROTECT YOUR SOFTWARE with EMI SHIELDED HARDWARE

“Why risk destroying your software with unshielded hardware. Computers are subject to failure when exposed to EMI/EMP or electrostatic build-up unless properly protected.

Don't Risk It!

Contact TECKNIT for Design Guide or Assistance.

SHIELDED DISPLAY WINDOWS

- Tempest Applications
- Teleprinters

CONDUCTIVE FINISHES FOR PLASTIC ENCLOSURE



ZEBRA LEADLESS LCD CONNECTORS

CONDUCTIVE ADHESIVES

- Caulks and Epoxies

SHIELDED VENT PANELS

- Air Filters
- Dust Arrestors

SHIELDED CABLE HARNESES

- Tapes, Gaskets and Strips

EMI/RFI SHIELDED GASKETS

- Panel and Enclosures Gaskets
- Waveguide and Connectors

Represented By:
Altiflex
75020 Paris, France
Phone: 628-46-85

Dricom Limited
Woking, Surrey, England GU227HH
Phone: WOKING 62465

Industrial Suppliers Co., LTD. S.A.
Tokyo 106, Japan
Phone: 403-0471

Mechatronics Engineering
Givatayim, (Tel-Ganim) Israel
Phone: 03-761927



The Conductive People

129 DERMODY ST., CRANFORD, N.J. 07016 (201) 272-5500
320 N. NOPAL ST., SANTA BARBARA, CA 93103 (805) 963-5811

cause excessive dissipation and device failures.

The bipolar transistor is a current source and so short circuits at the output of the pulser cause no trouble. Protecting the output transistors from voltage spikes is important, however, and fast transient suppressors Z_1 and Z_2 have been added to avoid transistor damage. Z_1 and Z_2 work well for low-impedance loads (10Ω or less) but their high capacitance may otherwise serve to slow circuit speed.

The circuit has been built on a brass plate, to avoid parasitic oscillation problems in V-MOS that would be

manifest if the circuit were constructed on a printed-circuit board. Very low-impedance bypass capacitors (monolithic ceramic) are connected between the base of the bipolar transistors and ground. Note that the gates of each V-MOS device are connected directly in parallel without a resistor or ferrite bead. This arrangement is equally effective in improving the suppression of parasitic oscillations. □

Designer's casebook is a regular feature in *Electronics*. We invite readers to submit original and unpublished circuit ideas and solutions to design problems. Explain briefly but thoroughly the circuit's operating principle and purpose. We'll pay \$50 for each item published.

Improved analog divider finds large-signal quotients

by Umesh Kumar
New Delhi, India

The linearity and signal-handling capability of the divider circuit proposed by Kraus for finding the quotient of two analog voltages [*Electronics*, Aug. 5, p. 112] can be easily improved. What's more, the cost of the updated unit is virtually equal to that of the original design.

As shown in the voltage-to-time converter portion of the system, input signal V_y drives constant-current source A_1 - Q_1 . Note that V_y is capable of assuming a peak value of at least 10 volts, in contrast to the original circuit where A_1 's gain of 15 limits V_y 's maximum input value to 1 v for a 15-v supply voltage. In addition, the constant current source affords a virtually linear charging of C, unlike the scheme employed initially, where a field-effect transistor operates as a voltage-controlled

resistor (R_{ds}) through which C is charged.

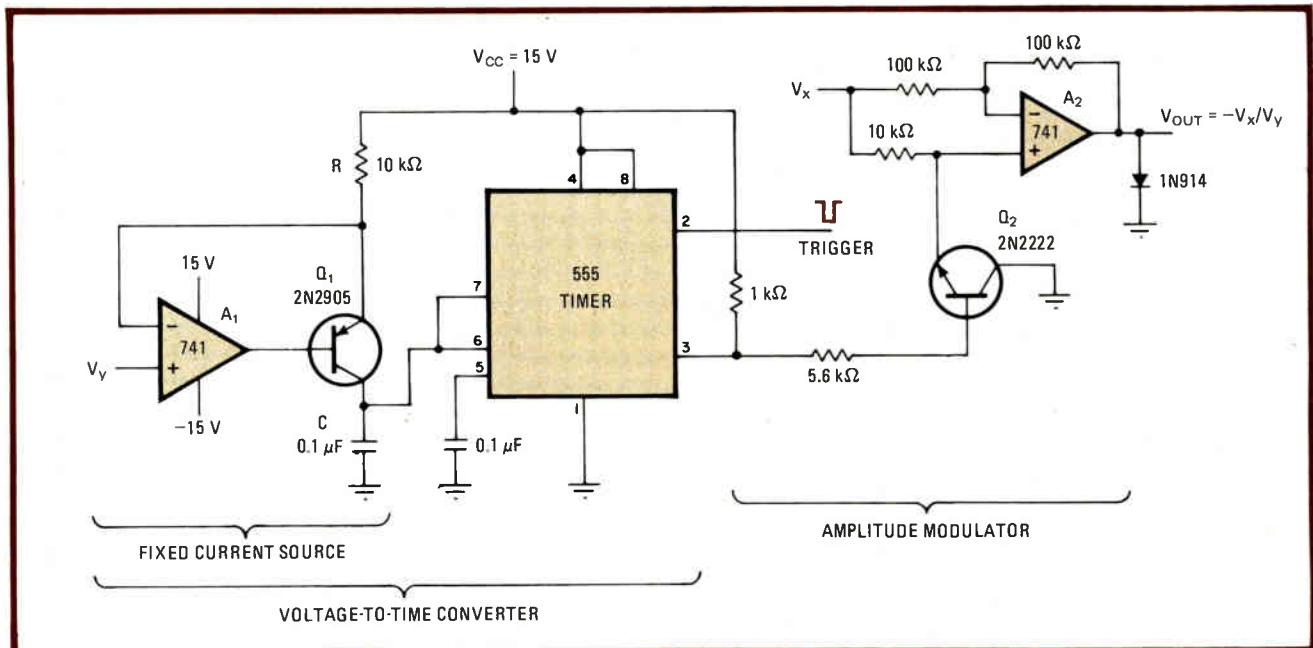
Upon application of a trigger pulse at pin 2 of the 555, the output (pin 3) of the one-shot goes to logic 1 and C charges toward $\frac{2}{3} V_{cc}$. When the voltage across C indeed reaches $\frac{2}{3} V_{cc}$, the capacitor discharges and the output returns to its low state. The process thereupon repeats, with the oscillating output of the 555 serving as a modulating signal at Q_2 - A_2 .

Thus, during the charging of C, $\frac{2}{3} V_{cc} = (I/C) t_c = (V_y/RC) t_c$, or $t_c = (2V_{cc}RC)/3V_y$, where I is the current emanating from the current source and t_c is the charge time of the capacitor. At this time, Q_2 is on and so the output voltage is $V_{out} = -V_x$.

If τ denotes the period of the trigger pulse, the timer will be low for the fraction of the period when $(\tau - t_c)/\tau$, during which time Q_2 is off and the output voltage $V_{out} = 0$. Therefore, the average voltage over a cycle is:

$$\bar{V}_{out} = -V_x t_c / \tau = -\frac{2}{3} (V_{cc} RC / \tau) (V_x / V_y)$$

where \bar{V}_{out} can be recovered by an RC network placed at the output of the circuit or read with an average-responding meter. If RC/τ is made equal to 10 and $V_{cc} = 15$, then $V_{out} = -V_x/V_y$. □



Quality quotients. Wide-range input stage and constant-current source increases signal-handling capability and linearity of analog divider. Output of 555, which is a function of V_y , R, C, and τ , modulates V_x so that $\bar{V}_{out} = -V_x/V_y$ for $1 < V_y < 10$ and $0 < V_x < 15$.

Hermetic resistors from Vishay:

with 0.01% ΔR Load Life Stability and $\pm 0.6 \text{ ppm}/^\circ\text{C}$ TCR
... assures virtually permanent precision

Compare these standard characteristics of Vishay hermetic resistors:

0.01% TYPICAL ΔR LOAD-LIFE STABILITY FOR 2,000 HOURS

Vishay HS555 resistors, for instance, have load-life stability as tight as 0.01% typical ΔR (0.05% maximum) under full rated power of 0.3 watts at 125°C (0.6 watts at 70°C) for 2,000 hours. Shelf life is only 0.0005% maximum ΔR after 1 year; 0.001% maximum after 3 years!

$\pm 0.6 \text{ ppm}/^\circ\text{C}$ NOMINAL TCR

NOMINAL TCR			
0°C to +25°C	+25°C to +60°C	-55°C to +25°C	+25°C to +125°C
+0.6 ppm/°C	-0.6 ppm/°C	+2.2 ppm/°C	-1.8 ppm/°C
STANDARD SPREAD FROM NOMINAL		MAXIMUM SPREAD FROM NOMINAL	
0°C to +60°C	-55°C to +125°C	0°C to +60°C	-55°C to +125°C
$\pm 1.5 \text{ ppm}/^\circ\text{C}$	$\pm 2.0 \text{ ppm}/^\circ\text{C}$	$\pm 2.5 \text{ ppm}/^\circ\text{C}$	$\pm 2.3 \text{ ppm}/^\circ\text{C}$

This TCR characteristic is accomplished automatically, without selection, regardless of the resistance value, or the date of manufacture — even if years apart! Selected TCR tracking is available to 0.5 ppm/°C.

MORE STANDARD FEATURES

$< 0.025 \mu\text{V}$ (RMS)/Volt current noise, $< 0.0001\%$ /Volt voltage coefficient and rise times as fast as 1 nanosecond at 1K Ω

typical. On models HS555, HP202C, and HS102C the thermal EMF is only 0.5 $\mu\text{V}/^\circ\text{C}$ maximum.

FOR INDUSTRIAL, MILITARY, AEROSPACE AND LAB USES

VHM-1 miniature lightweight Mini-Resistors, in TO-18 package, only 0.21" high, meet the smallest NAFI board-height specs, and conform to test limits for Mil-R-55182/9, Char. Y.

HS555 is the sealed version of our S555 which is qualified to ERMIL Spec Mil-R-55182/9, Style RNC90Y.

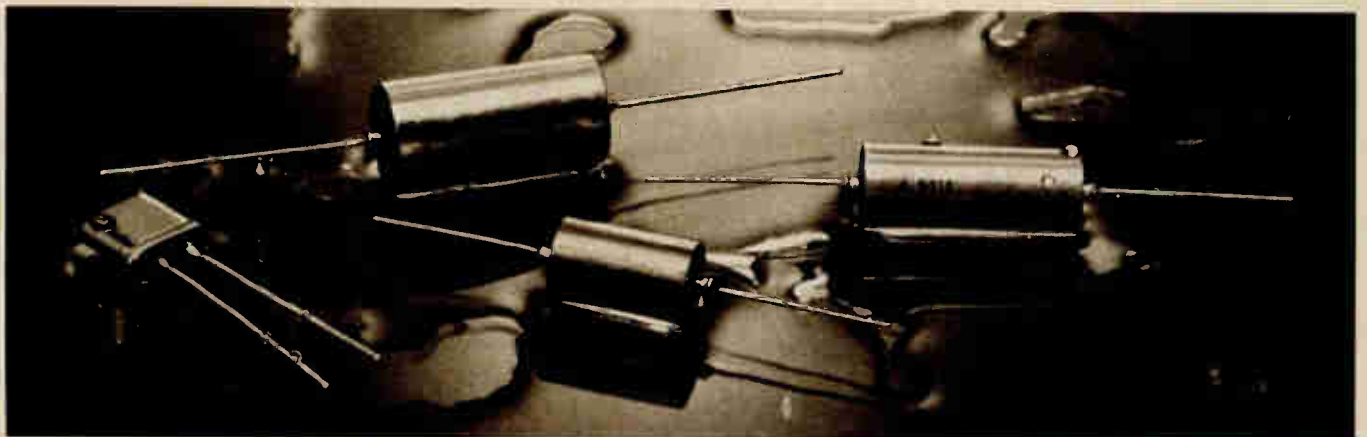
HS102C is the sealed counterpart of the S102C high-performance industrial aerospace ruggedized molded resistor.

VHP-3 is a precision power resistor in a TO-3 package. Standard non-inductive design features 10 watt power capability at 25°C with 0.05% maximum ΔR for 2,000 hours. Resistance range is 1 Ω to 39.2K.

HA/HP Oil-filled lab resistors include axial lead cylindrical configuration (HA) with resistance values to 1 megohm, and HP202C radial lead types, both with resistance tolerances to $\pm 0.001\%$ and 0.01% maximum ΔR under full rated power at 25°C. Shelf-life is 0.0005% maximum ΔR after 1 year!

(215) 644-1300 Call or write today for complete data.

Vishay Resistive Systems Group of Vishay Intertechnology, 63 Lincoln Highway, Malvern, Pennsylvania 19355.



VISHAY

...to be precise

Hermetically Sealed, ERMIL, Industrial, Aerospace, and Power Resistors • Chip Resistors — Trimmers — Networks — Conceptual Products

Circle 136 on reader service card

Isoplanar-S scales down for new heights in performance

Device scaling, the source of MOS's spurt to overtake bipolar, will also give Isoplanar processing a second wind

by Devereux Rice, Fairchild Camera and Instrument Corp., Mountain View, Calif.

□ Bipolar leadership in high-speed static random-access memories has recently been threatened by the latest MOS processes. N-channel HMOS II in particular has achieved speeds once held to be possible only with a bipolar technology. However, the same mechanism that has improved MOS access time—device scaling, that is—will increase the performance of bipolar memory and logic even more dramatically. In fact, with the advent of scaled Isoplanar processing, or Isoplanar-S, bipolar RAMs, programmable read-only memories, and logic devices will see speed and density improvements in the space of the next three years comparable to those seen over the entire past decade.

Isoplanar-S is not one set of design rules that defines a particular process; rather, it represents continuing process enhancements that will evolve through the 1980s (see Table 1). In addition to scaling down from current geometries of 4 micrometers to less than 1 μm , it will enjoy process improvements through new diffusion and

metallization techniques, as well as changes in device structures.

Scaling down device geometries should not be confused with circuit shrinking (which has also been applied to Isoplanar devices). Shrinking refers to optically reducing all mask dimensions to cut overall die size. Scaling down, however, reduces horizontal and vertical dimensions by changing design rules.

Scaling down

Recent developments in photolithography, notably direct-step-on-wafer (DSW) techniques, are key to scaling down geometries. The new DSW equipment permits geometries of 1 μm , whereas projection alignment has a practical limit of about 2 μm (Fig. 1).

Figure 2 illustrates the reduction in transistor structures and the key differences between Isoplanar-S and its ancestors. By scaling down transistor geometries, base resistance and collector-to-substrate capacitance both are decreased because of the smaller junction area. In addition, as emitter geometries are scaled down, the emitter-to-base capacitance is also decreased. Adding arsenic-doped emitters, which allow shallower junctions, minimizes transient time such that operation at up to 7

This is the sixth in a series of articles on the new LSI processes. The previous articles appeared in the Sept. 13 issue, pp. 109, 116, and 124; in the Sept. 27 issue, p. 141; and in the Nov. 22 issue, p. 111.

TABLE 1: DIRECTIONS IN DESIGN AND PROCESSING FOR ISOPLANAR-S

	Now	The 1980s
Device dimensions	4 μm	$\leq 1 \mu\text{m}$
Emitter size	5 by 7 μm	1 μm
Cell size	3.2 mil ²	< 0.7 mil ²
Equipment	projection alignment	direct step-on-wafer and electron-beam
Processing	mostly wet processing	mostly dry processing
Wafer size	3 in.	4-5 in.
Metal lines/spaces	6 $\mu\text{m}/2 \mu\text{m}$	2 $\mu\text{m}/1 \mu\text{m}$
Typical gate delay	750 ps	300 ps
Power-delay product	3.3 pJ	1 pJ

THE
NEW

S

PROCESSES

to 8 gigahertz with typical gate delays of 300 to 400 picoseconds is achieved. Another benefit of the smaller emitter is that the collector cutoff current, the dominant defect mechanism in bipolar transistors, is reduced.

Fine-line geometries will also decrease metal width and spacing from a current 8- μm pitch (metal width plus space divided by 2) down to 3 μm . This reduction results in lower metal capacitance and increased density by allowing device structures to be packed more closely. Thus, on-chip interconnection delays decrease to yield a faster part.

Fine lines

The fine-line metalization required by scaling down presents two challenges. First, since the metal lines must carry a higher current with respect to cross-sectional area, electron migration becomes a major factor with today's aluminum-copper-silicon metalization. As a result, a new metalization scheme must be employed to accommodate the higher current density in the future, especially as metal widths approach 1 μm . In addition, new methods for depositing metal are being investigated to reduce defect levels. Second, wet etching also becomes useless for such fine metal definition. Consequently, this process is being replaced by dry plasma etching, which will provide extremely fine metalization patterns.

The myth that bipolar techniques are inherently more expensive than MOS counterparts is invalid for high-speed approaches. Table 2 compares the major factors of

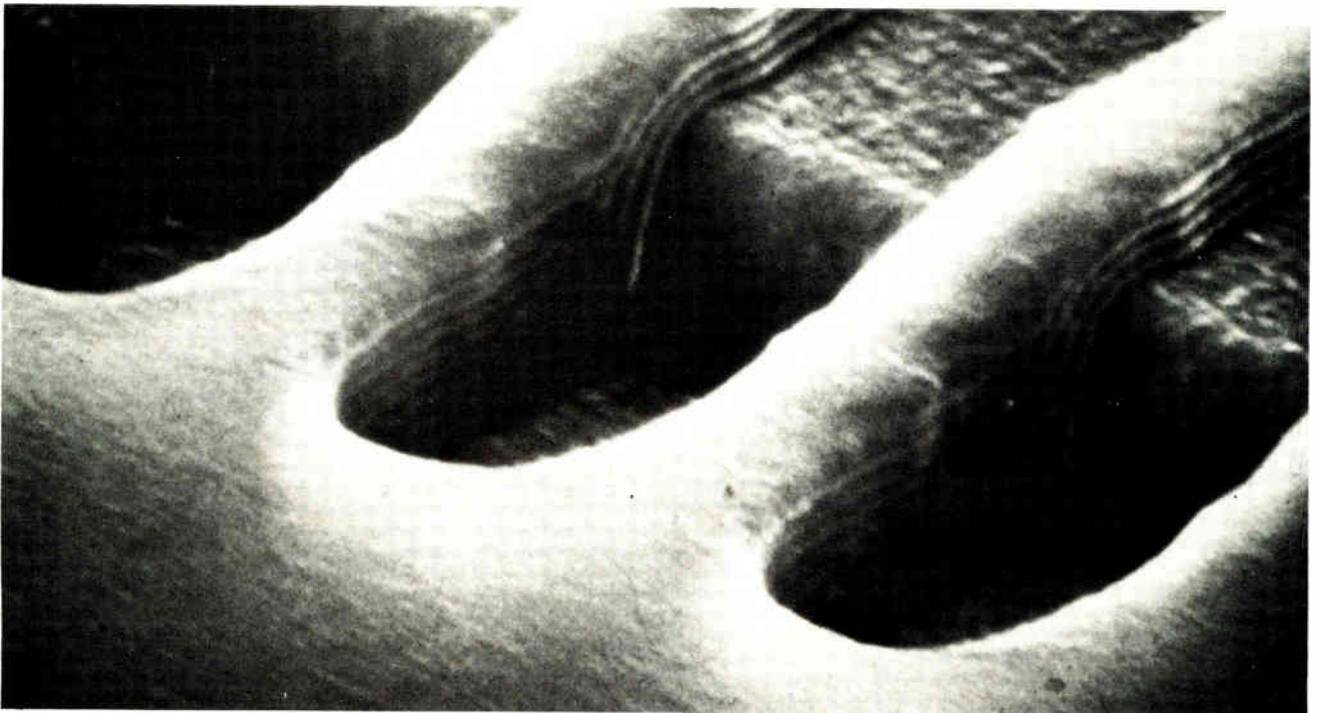
processes capable of producing high speed. There are two predominant cost factors for any semiconductor: die size and process complexity. Isoplanar-S is the definite leader in die size and this edge is particularly advantageous, since Isoplanar-S is currently at 3- to 4- μm minimum geometries, whereas HMOS II is at 2 μm . As Isoplanar-S is scaled down to 2- and then to 1- μm geometries, die size and performance advantages will become all the more apparent.

Complexity

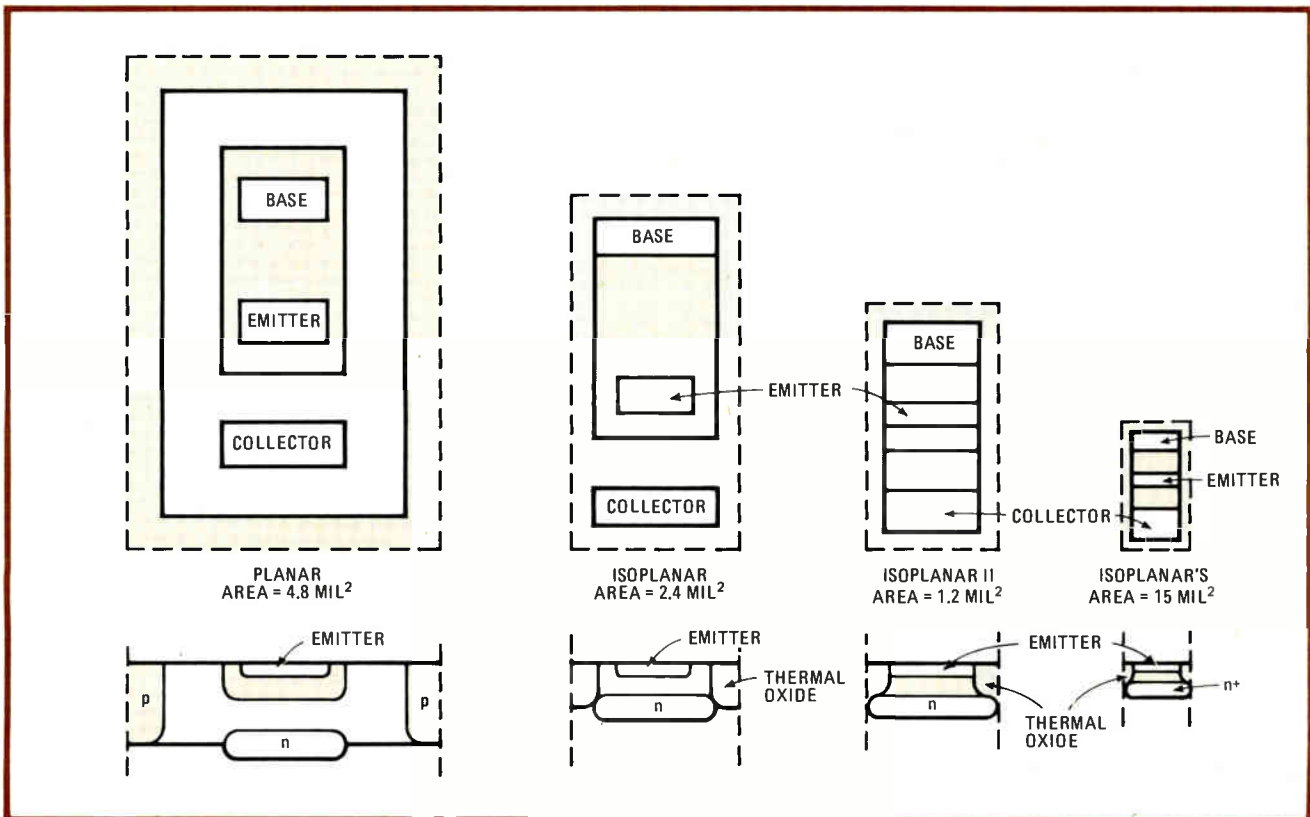
Process complexity hinges on two parameters: defect density and the number of masking steps. Defect densities for the high-speed processes are approximately equal, as they all are currently manufactured using silicon. The number of masking steps therefore becomes the critical variable. The advantage that MOS technology once had from requiring fewer steps has been eroded because of the necessity of adding extra steps to enhance performance. In fact, the masking steps for all high-speed processes have become about equal in number, as Table 2 shows.

Self-alignment is another key to the process advantages enjoyed by Isoplanar-S. As seen in Fig. 3, oxide isolation of the transistor body, coupled with walled emitters (where the emitter mask overlaps into the isolation region), yields active emitters of a constant size. The mask for the self-aligned transistor defines the fixed emitter area and also allows the distance between the emitter and base to be greatly reduced. This reduction makes possible extremely tight ac characteristics and improved yields over previous bipolar processes.

As Isoplanar-S is basically a scaled-down version of Isoplanar, the long-term reliability of Isoplanar-S is comparable to that of Isoplanar. The Isoplanar failure



1. Fine. Isoplanar-S will be scaled down for increased density and speed. Whereas projection alignment has practical limits near 2 μm , direct-step-on-wafer (DSW) techniques can get down to 1 μm . The 1- μm metal lines above used DSW equipment and plasma etching.



2. Continually better. In the past decade, bipolar LSI experienced three major advances. In 1971, Isoplanar used oxide isolation. In 1975, Isoplanar II emitters extended to the walls of the oxide for a 50% reduction in area. Now, in 1979, Isoplanar-S has scaled those devices down.

TABLE 2: PROCESS COMPARISONS FOR HIGH-SPEED RANDOM-ACCESS MEMORIES

	Isoplanar-S	Bipolar diffused isolation	HMOS II	V-groove MOS
Die size (normalized)	1	3	1.7	1.2
Masking steps	10-11	9-10	9-12	11
Defects (normalized)	1	1	1	1
Performance (normalized)	1	2	2	2
Number of years in production	7	12	2	1

rate is 0.0004% per 1,000 hours of operation at 100°C, based on over 2 billion device-hours of accelerated life tests. Isoplanar-S is also able to avoid the static-discharge problems apparent in MOS, as well as alpha particle sensitivity, which leads to soft errors. These features of Isoplanar-S yield a process that excels in performance, density, and reliability while remaining cost-competitive.

Fast RAMs

The first devices to use all aspects of Isoplanar-S will be the 93480 and the 10/100480 16-K-by-1-bit RAMs. The 93480 is implemented in transistor-transistor logic, the 10/100480 in emitter-coupled logic. Minimum geometries of 2 μm will yield a die size of 19,400 square

mils for both chips. New device structures are also used to lower power requirements and to ease future scaling down below 1 μm.

The memory cell used in current bipolar RAMs will be replaced by a new design to take full advantage of the fine-line geometries (Fig. 4). Cell size is at present limited by the resistor-diode load. By switching to pnp transistors for loads, the cell becomes based entirely on active devices.

Besides a reduction in size, the new memory cell boasts two other advantages. One is lower power dissipation. The resistor-diode load network requires 10 microamperes of current to hold data. However, with pnp loads, the required current is reduced by an order of magnitude to 1 μA. This allows the typical total current

THE NEW **S** PROCESSES

for the device to be 100 milliamperes.

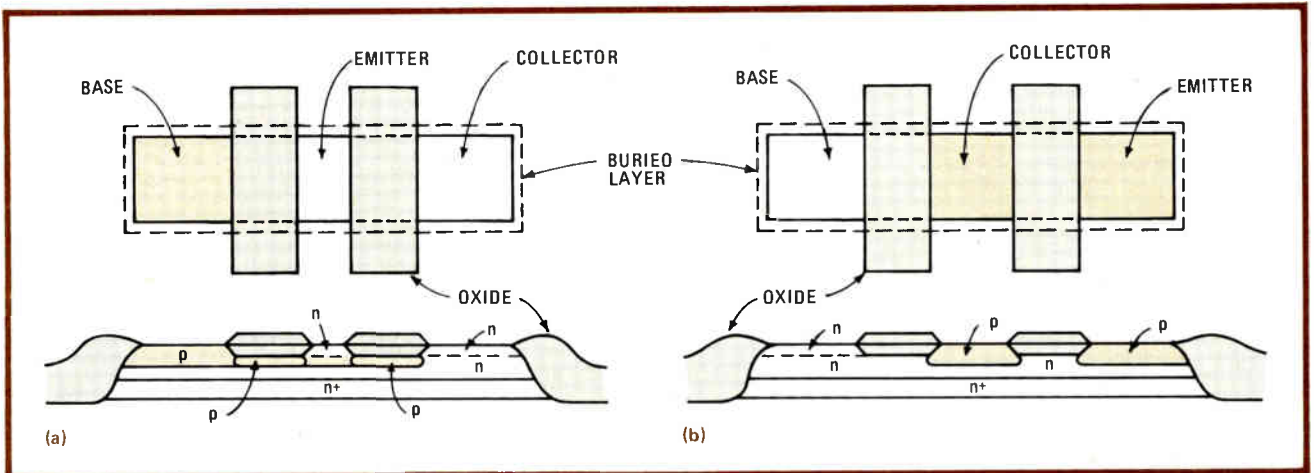
The other advantage is more straightforward future scaling. Pnp transistors are easily reduced by a scaling factor, whereas resistors must be redesigned because of the length versus width relationships that determine resistor value. Moreover, those resistors still needed outside of the array will be walled off. The resistors will incorporate oxide isolation to obtain high resistivity for a small physical size.

The advantages of Isoplanar-S will also be given to the 93415 1-K-by-1-bit RAM. When first introduced in 1972, the 93415 featured a 70-nanosecond maximum access time and a die size of 19,500 mil². The latest versions,

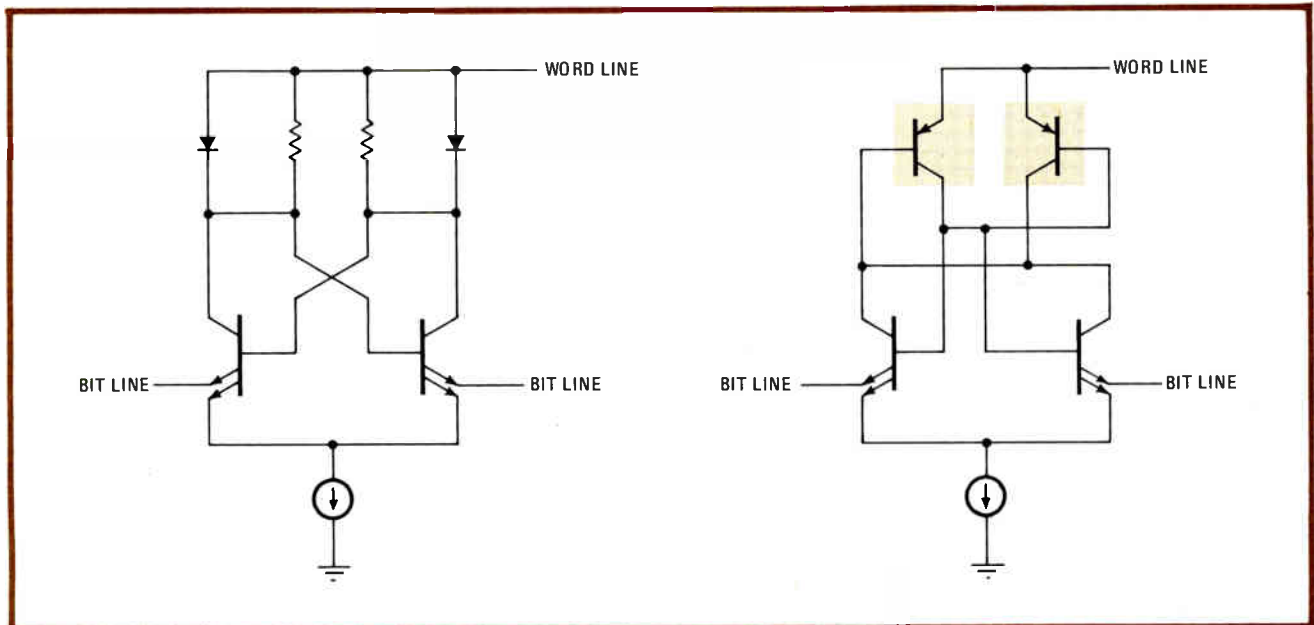
the 93F415 and 93F425, both offer a maximum access time of 20 ns and a die size of only 6,060 mil². The typical access time for the RAMs is 14 ns, and no selections are required as with other high-speed technologies to obtain the 20-ns maximum speed. In fact, Isoplanar-S RAMs have the fastest address-access times of any TTL-compatible RAMs available today. As mentioned, these speeds will continue to be improved in the near future as the devices are scaled down from their current 3-to-4- μm minimum geometries to features of less than 1 μm (Fig. 5).

As for ECL RAMs, this is one area where bipolar technology has seen no viable competition. Isoplanar-S offers 1-K RAMs (either 1 K by 1 or 256 by 4 bits) that have maximum address-access times of 10 ns. These times, too, will decrease with scaling.

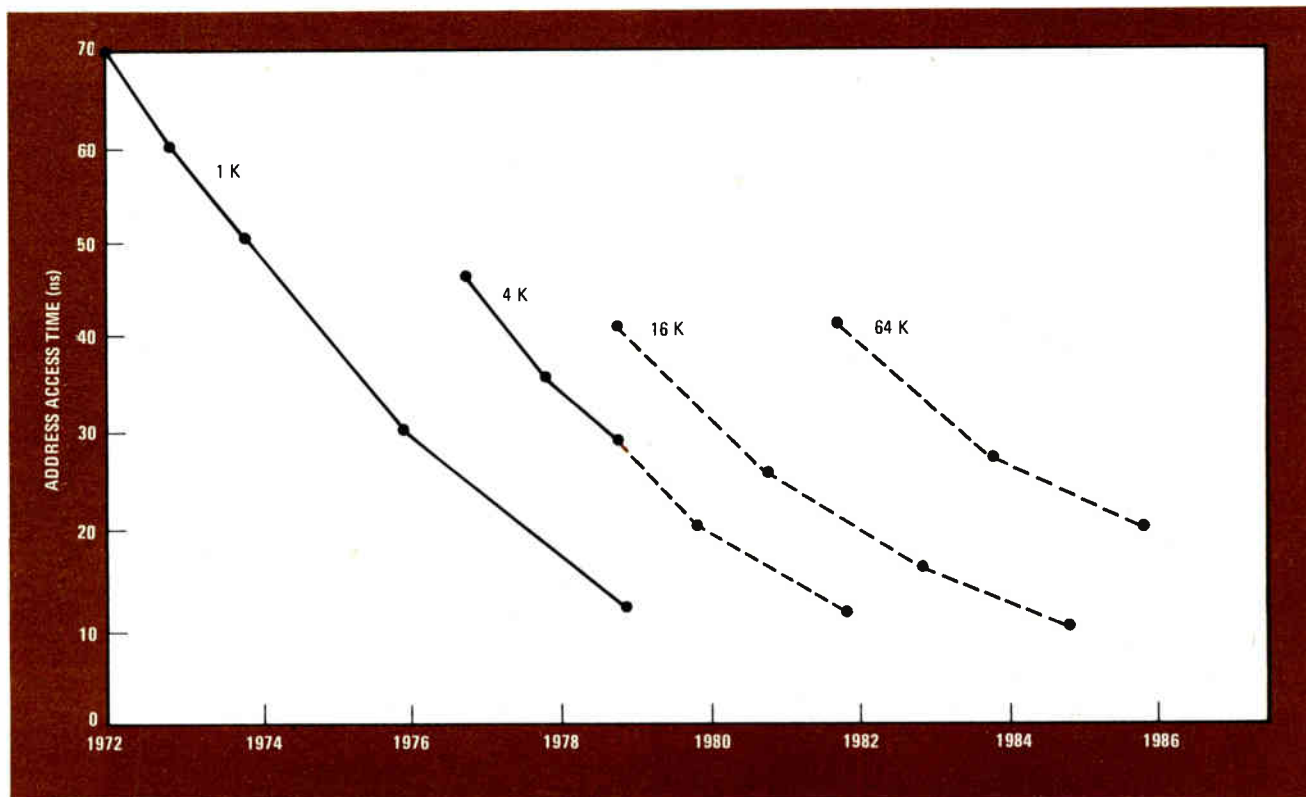
Although fast RAMs have been emphasized, Isoplanar-S is also being applied to bipolar PROMs and logic devices with equally handsome improvements. PROMs,



3. Both types. Isoplanar-S is used to fabricate both npn (a) and pnp (b) transistor structures. The oxide stripe on both device types is used for self-alignment. With such alignment, emitter sizes do not vary, so that ac characteristics are kept consistent.



4. All active. Besides scaling down Isoplanar-S transistors, new circuit designs will further improve device operation. For example, the resistors and diodes in present emitter-coupled RAM cells (a) will be replaced with two pnp transistors for an all-active design (b).



5. Future RAMs. Isoplanar-S represents continuing process enhancements that will evolve through the 1980s, rather than being a single set of design rules that defines a particular process. RAM speeds, for instance, will be improved as minimum features allow 1- μ m line widths.

for instance, benefit in three ways from Isoplanar-S: greater density, higher speed, and lower power. Device scaling is again the key. The decrease in typical access time from 35 to 25 ns for the 93450/1 1-K-by-8-bit PROM, for example, coupled with the tightening of the speed distribution due to Isoplanar-S, allows a reduction of the maximum specification from 55 to 40 ns.

PROMs and logic

A rule of thumb for memories is that approximately 40,000 mil² is the upper limit for the die size. Above that limit, yield losses become prohibitive. The current size of an 8-K PROM memory cell is 1.0 mil². Thus a 64-K PROM designed with this cell would have a die size of greater than 80,000 mil² and therefore should be totally impractical. However, the same memory cell design based on Isoplanar-S yields a cell less than 0.3 mil². The smaller size permits production of a 64-K PROM having a die of less than 35,000 mil². The design of such a part has already begun, and it should be available in late 1980 with a typical access time of 35 ns. Hence, Isoplanar-S has made possible the manufacture of previously impractical devices.

Even though speed is often the prime consideration, some applications require low power as well. The recently introduced 93L450/1 low-power PROM features a 50% decrease in power with only a 20% loss of performance compared with the standard device. Thus any one of the three major semiconductor design parameters—performance, density, or power—may be a focus for improvement through Isoplanar-S without significantly influencing the other two.

Fast logic is a final area to which Isoplanar-S is being applied. A 3-GHz prescaler has been manufactured exploiting the technology, and it is now being evaluated. An F100K ECL gate array having a 400-ps gate delay has also been produced.

The emphasis in the area of logic is on ECL. Even with the new F2900 TTL family, ECL will be utilized internally, with TTL converters on the inputs and outputs. ECL allows high speed and high noise margins because of its small voltage swing and constant current. With typical gate delays of 400 ps, system interconnection delays become the major factor in overall system performance. Thus interconnections must and will be made on the chip wherever possible to take full advantage of the speed inherent with large-scale integrated Isoplanar-S.

Two approaches are being taken for LSI logic. One is dedicated designs, like the F220 8-bit-slice family. The other is gate arrays that allow custom designs to be realized in a short time. Design of a 2,000-equivalent-gate array, the F300, has been initiated that will fully use Isoplanar-S. Featuring two-level gating, macroselectable input/output (TTL or F100K), and three speed/power versions (8 watts at 0.4 ns, 4 w at 0.8 ns, and 2 w at 1.2 ns), it is intended to provide a standard for the 1980s.

The future of Isoplanar-S draws upon the experience gained through 10 years of Isoplanar production; the process is already time-tested. And as photolithographic equipment evolves from direct-step-on-wafer, to electron-beam direct-write-on-wafer, and on to X-ray, Isoplanar-S will cash in on these advances for continued device scaling down to submicrometer levels. □

Lowpass Active Filters

4-Pole Butterworth/Bessel/Tchebyscheff

Models: 7E7L4B-fc Butterworth • 7E7L4L-fc Bessel
7E7L4YA5W-fc Tchebyscheff • 7E7L4A2W-fc Tchebyscheff
7E7L4Y1W-fc Tchebyscheff

fc Range
fc Tolerance
DC Offset
Linear Signal
Gain

10Hz - 20kHz
± 5%
± 20mV
± 10V
0 ± 0.02dB

These filters pass all signals from DC up to the corner frequency f_c .

* \$12.00 in 2,500 Quantity; \$8.00 in 10,000 Quantity.



**Frequency
Devices INC.**

25 Locust Street, Haverhill, MA 01830

FACTORY CONTACT: William C. Morse
Tel: (617) 374-0761, TWX: 710-347-0314

\$12.00 ea.*

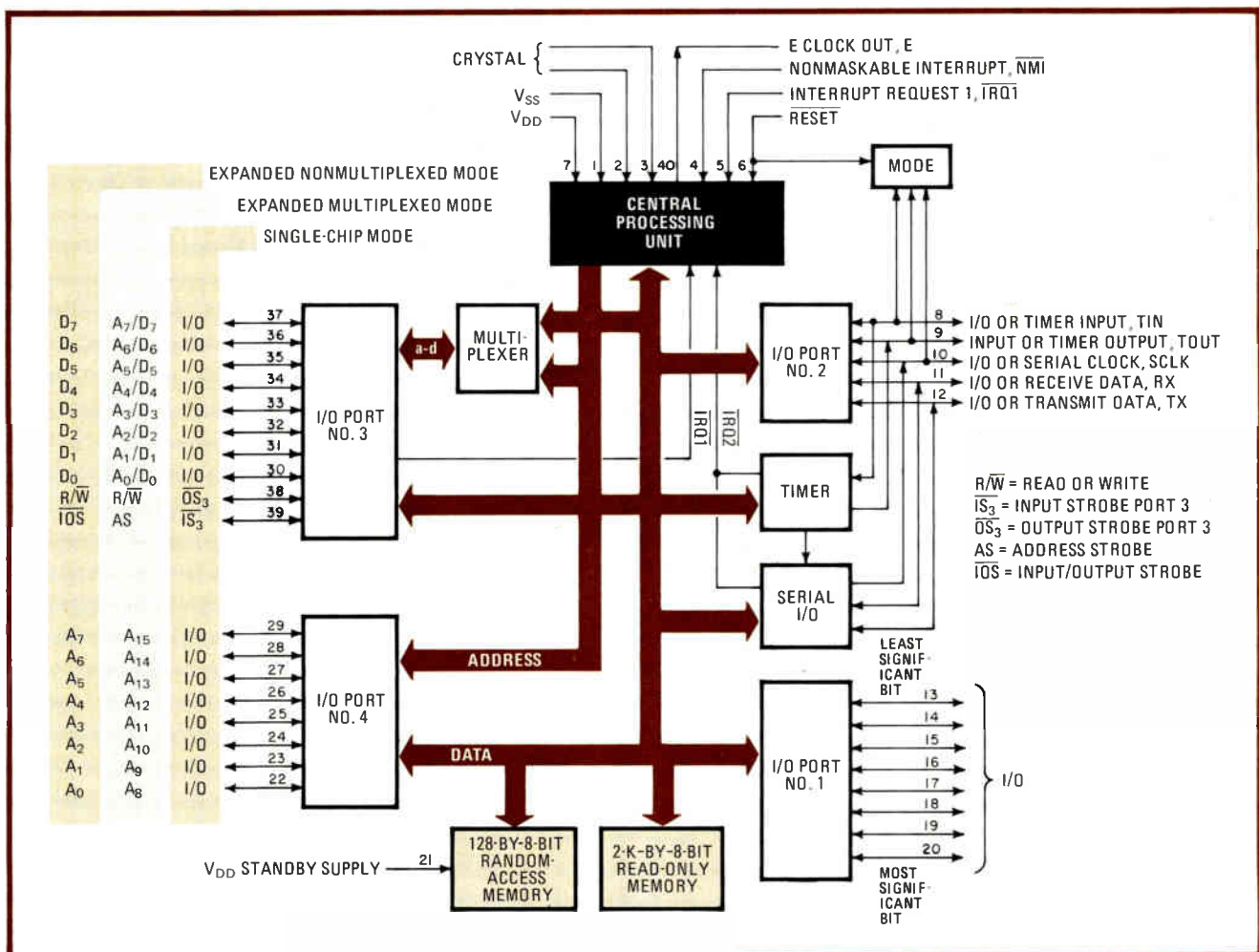
Microcomputer can stand alone or join forces with other chips

Eight operating modes configure powerful 6801 family for controller and microprocessor variations

by David Wayne Smith, *Motorola Inc., Austin, Texas*

□ A completely self-contained microcomputer, the MC6801 offers the best of two worlds. Not only can it function as a powerful single-chip 8-bit microcomputer containing 2-K bytes of mask-programmed read-only memory, 128 bytes of random-access memory, 29 input/output lines, and an on-chip timer and clock driver, but it can also switch to an expanded mode in which it operates with off-board ROM, RAM, and I/O.

The device has many features distinguishing it from other single-chip units. Rather than a down-graded version of stand-alone central processing units, the 6801's CPU is actually an enhancement of the 6800. A serial communications interface is also on chip, where it saves more precious ROM code than is immediately apparent—it can be serviced by interrupts, whereas other single-chip microcomputers must perform handle



1. Multimodal. More than just a single-chip microcomputer, the MC6801 operates in eight modes. It has 128 bytes of random-access memory, 2-K bytes of read-only memory, 29 input/output lines, and a central processing unit that improves on the 6800. Ports 2 and 3, which handle input and output in the single-chip modes, transfer data and address information in the expanded modes.

their serial communications by means of software.

Finally, the 6801 design aims at maximum flexibility. When only external memory is to be used, the ROM-less MC6803 suffices. The MC68701, on the other hand, makes quick work of prototyping single-chip controller

applications, for it replaces the 6801's 2-K bytes of on-chip ROM with ultraviolet-light-erasable programmable ROM.

The secret of the 6801's power lies in its many operating modes. When the chip is reset, the mode selected may entirely change its internal state—its memory map, its I/O configuration, and its reset vectors. As the chip's block diagram in Fig. 1 shows, addresses and data are placed in the expanded mode on lines defined as I/O in the single-chip mode.

Crystal frequency (MHz)	4.0	4.9152	2.4576
E clock frequency (MHz)	1.0	1.2288	0.6144
E ÷ 16	62,500	76,800	38,400
E ÷ 128	7,812.5	9,600	4,800
E ÷ 1,024	976.6	1,200	600
E ÷ 4,096	244.1	300	150

Family compatibility

Still, the 6801 maintains its family ties with the 6800 in both software and system architecture. An example is its memory-mapped I/O, which allows all standard memory-manipulation instructions to be executed on I/O locations as well. It is also this family compatibility that lets the 6801 be emulated completely by a 6803 with just a few external components.

2. Mode maps. The memory address scheme employed by the 6801 microcomputer chip changes with its mode of operation. Here the maps show the memory spaces that are available to the user for the five multiplexed modes, the two single-chip modes, and the one nonmultiplexed mode (test modes are included in this list).

The enhanced CPU in the 6801 boasts hardware multiplication, new index manipulation on the D register, and a 16-bit concatenation of the A and B accumulators.

	MODE 0 MULTIPLEXED TEST	MODE 1 MULTIPLEXED, INTERNAL RAM AND ROM	MODE 2 MULTIPLEXED, INTERNAL RAM	MODE 3 MULTIPLEXED, NO INTERNAL MEMORY
0000	INTERNAL REGISTERS	INTERNAL REGISTERS	INTERNAL REGISTERS	INTERNAL REGISTERS
001F	EXTERNAL MEMORY SPACE	EXTERNAL MEMORY SPACE	EXTERNAL MEMORY SPACE	
0080	INTERNAL RANDOM-ACCESS MEMORY	INTERNAL RAM	INTERNAL RAM	
00FF				
0100				
01FF	EXTERNAL MEMORY SPACE	EXTERNAL MEMORY SPACE	EXTERNAL MEMORY SPACE	EXTERNAL MEMORY SPACE
F800				
XX80	INTERNAL READ-ONLY MEMORY	INTERNAL ROM		
FFEF				
FFF0	INTERNAL INTERRUPT VECTORS	INTERNAL INTERRUPT VECTORS	INTERNAL INTERRUPT VECTORS	INTERNAL INTERRUPT VECTORS
FFFF	INTERNAL INTERRUPT VECTORS	INTERNAL INTERRUPT VECTORS	INTERNAL INTERRUPT VECTORS	INTERNAL INTERRUPT VECTORS
	<ul style="list-style-type: none"> EXCLUDES ADDRESSES 04, 05, 06, 07, AND 0F, WHICH MAY BE USED EXTERNALLY ADDRESSES FFFE AND FFFF, IF ACCESSED WITHIN TWO CYCLES AFTER A POSITIVE EDGE OF RESET, ARE EXTERNAL, OTHERWISE INTERNAL AFTER TWO MICROPROCESSOR CYCLES, INTERNAL AND EXTERNAL MEMORY SPACES MUST NOT OVERLAP LEST MORE THAN ONE DEVICE DRIVE THE DATA BUS ONLY THIS MODE CAN USE EXTERNAL RESET VECTOR TO EXAMINE INTERRUPT VECTORS IN INTERNAL ROM 	<ul style="list-style-type: none"> EXCLUDES ADDRESSES 04, 05, 06, 07, AND 0F, WHICH MAY BE USED EXTERNALLY INTERNAL ROM ADDRESSES FFF0 TO FFFF ARE NOT USABLE 	<ul style="list-style-type: none"> EXCLUDES ADDRESSES 04, 05, 06, 07, AND 0F, WHICH MAY BE USED EXTERNALLY 	<ul style="list-style-type: none"> EXCLUDES ADDRESSES 04, 05, 06, 07, AND 0F, WHICH MAY BE USED EXTERNALLY

Further, the device has multiple-interrupt capability. The interrupt vectors, which differ for each internal component and function (such as serial input and serial output), along with two unique external interrupt lines, greatly simplify the design of an interrupt-driven system.

Monitor ROM

The first versions of the 6801 are offered with a monitor program masked into the ROM. Called the MC6801L1, the chip contains a monitor called Lilbug, developed in Motorola's Microcomponents Systems group. It is an excellent demonstration of the capabilities of the 6801, since it lets the user send monitor commands through the serial port to a standard RS-232-C terminal either in the single-chip mode or in the expanded mode.

The E-PROM version of the chip, the 68701, can take special advantage of the multiple-mode architecture. If operated in the expanded mode, with external control program in ROM and the object-code program in external RAM, the 68701 can literally program itself.

Of the 128 bytes of RAM on the 6801, 64 bytes can

retain data with only a low standby power dissipation. If standby power is lost during main power-down, a standby-power status bit informs the processor that the data in RAM is suspect. That same bit, when set and tested immediately, also indicates the status of the standby power for verification before power-down procedures. Also provided is a RAM-enable bit, which disconnects the RAM locations from the bus and thus guards against spurious memory writing while the system is shutting down or starting up.

Serial input and output

The serial communications interface (SCI) on the 6801 is intended as an interrupt-serviced serial I/O port. While the interrupt-service technique is not absolutely necessary—registers could be polled, as would be done with software on other single-chip processors—the 6801 SCI's interrupt technique saves much program space.

The communications format on the SCI can either be standard mark-space (nonreturn-to-zero, or NRZ) or biphasic and may be sent either half or full duplex. The selection of those modes, as well as baud-rate selection,

MODE 4 SINGLE CHIP TEST	MODE 5 NONMULTIPLEXED, PARTIAL DECODE	MODE 6 MULTIPLEXED, PARTIAL DECODE	MODE 7 SINGLE CHIP	
INTERNAL REGISTERS	INTERNAL REGISTERS	INTERNAL REGISTERS	INTERNAL REGISTERS	0000
UNUSABLE	UNUSABLE	EXTERNAL MEMORY SPACE	UNUSABLE	001F
	INTERNAL RAM	INTERNAL RAM	INTERNAL RAM	0080
	EXTERNAL MEMORY SPACE	EXTERNAL MEMORY SPACE	UNUSABLE	00FF 0100
	UNUSABLE			01FF
INTERNAL RAM INTERNAL INTERRUPT VECTORS	INTERNAL ROM	INTERNAL ROM	INTERNAL ROM	F800
	INTERNAL INTERRUPT VECTORS	INTERNAL INTERRUPT VECTORS	INTERNAL INTERRUPT VECTORS	XX80 FFEF FFFO FFFF
<ul style="list-style-type: none"> INTERNAL ROM IS DISABLED MODE 4 MAY BE CHANGED INTO MODE 5 WITHOUT ASSERTING RESET BY WRITING 1 INTO THE PC₀ BIT OF I/O PORT 2 ADDRESS LINES A₈ TO A₁₅ ARE TREATED AS DON'T CARES TO DECODE INTERNAL RAM INTERNAL RAM WILL APPEAR AT XX80 TO XXFD 	<ul style="list-style-type: none"> EXCLUDES ADDRESSES 04, 06, AND 0F, WHICH MAY BE USED EXTERNALLY THIS MODE MAY BE ENTERED WITHOUT GOING THROUGH RESET BY USING MODE 4 AND WRITING 1 INTO THE PC₀ BIT OF I/O PORT 2 ADDRESS LINES A₀-A₇ WILL CONTAIN NO ADDRESSES, ONLY 1s, UNTIL THE DATA DIRECTION REGISTER FOR PORT 4 HAS BEEN WRITTEN WITH THE APPROPRIATE BITS 	<ul style="list-style-type: none"> EXCLUDES ADDRESSES 04, 06, AND 0F, WHICH MAY BE USED EXTERNALLY ADDRESS LINES A₈-A₁₅ CONTAIN NO ADDRESSES, ONLY 1s, UNTIL THE DATA DIRECTION REGISTER FOR PORT 4 HAS BEEN WRITTEN WITH THE APPROPRIATE BITS 		

TABLE 2: MODE CHARACTERISTICS

Mode	Program control			ROM	RAM	Interrupt vectors	Bus mode	Operating mode
	Pin 10	Pin 9	Pin 8					
7	1	1	1	I	I	I	I	single chip
6	1	1	0	I	I	I	MUX	multiplexed/partial decode
5	1	0	1	I	I	I	NMUX	nonmultiplexed/partial decode
4	1	0	0	I ¹	I ²	I	I	single-chip test
3	0	1	1	E	E	E	MUX	multiplexed, no RAM or ROM
2	0	1	0	E	I	E	MUX	multiplexed, RAM
1	0	0	1	I	I	E	MUX	multiplexed, RAM and ROM
0	0	0	0	I	I	I ³	MUX	multiplexed test

¹ disabled
² address for RAM: XX80, XXSS optional with ROM mask
³ first two addresses read from external after reset

I – internal
E – external
MUX – multiplexed
NMUX – nonmultiplexed

TABLE 3: 6801 INTERNAL REGISTERS

Hexadecimal address	Register
00	data direction 1
01	data direction 2
02	I/O port 1
03	I/O port 2
04*	data direction 3
05**	data direction 4
06*	I/O port 3
07**	I/O port 4
08	timer and control status
09	counter, high byte
0A	counter, low byte
0B	output compare, high byte
0C	output compare, low byte
0D	input capture, high byte
0E	input capture, low byte
0F*	I/O port 3 control/status
10	serial rate and mode
11	serial control and status
12	serial receive data
13	serial transmit data
14	RAM control
15-1F	reserved

* external addresses in modes 0, 1, 2, 3, 5, and 6
** external addresses in mode 0, 1, 2, and 3

can be done internally through the setting of appropriate register bits. Table 1 lists the baud rates, selectable from four choices, for three different clock speeds. If a baud rate other than those shown is desired, the system may use an external clock input.

Interrupt and wake-up control

The two features of the SCI that are especially important are the interrupt arrangement and the wake-up control. The internal interrupts generated by the

TABLE 4: MEMORY MAP FOR INTERRUPT VECTORS

Priority	Vector	Description
1	FFFE – FFFF	restart
2	FFFC – FFFD	nonmaskable interrupt
3	FFFA – FFFB	software interrupt
4	FFF8 – FFF9	interrupt request 1 (IRQ1)/interrupt strobe 3
5	FFF6 – FFF7	IRQ2/timer input capture
6	FFF4 – FFF5	IRQ2/timer output compare
7	FFF2 – FFF3	IRQ2/timer overflow
8	FFF0 – FFF1	IRQ2/serial input/output interrupt

receive-register-full and the send-register-empty status are independently maskable. Also, their combination communication interrupt is unique in the interrupt vector map, simplifying the planning of service routines and allowing more diversified use of those interrupts. The wake-up control feature simplifies message handling in a multiple-processor, serial-communications system.

Scenario for a system

The scenario for a typical multiple-6801 system would appear as follows: a certain idle time (called a message division time and defined as 10 or more consecutive 1s) between any two messages causes all of the processors to set their wake-up bits true—the state that allows the receive-interrupt to operate in the normal manner. When the identification character is received by all the processors, each decides either to process the remaining data in the message or to ignore the rest of the message. But if a given processor chooses to ignore a message, it does not set a flag to inform the software that the remainder of the message should be discarded as each character is processed individually. Instead, it sets the wake-up bit false, causing the SCI to mask off the receive interrupt for the remaining message—or until another message division appears. This hardware feature saves not only flag locations, but processor service time as well. But it

especially makes the 6801 more suitable to random-send, random-destination communications than any other one-chip microcomputer.

There are 29 parallel I/O lines, all compatible with TTL, available to the designer of a 6801 single-chip system. Five of the lines are also shared with the serial interface and the timer and can be selected under software control for either purpose. What remain are three full 8-bit I/O ports, one of which offers input and output latches for handshaking capability. When the 6801 is used in the expanded mode, data and address information is transferred on ports 2 and 3 under the control of an address strobe and the standard 6800 bus signal known as read/write (R/\overline{W}). The other byte-oriented port, port 1, is always available for parallel I/O, regardless of the 6801's mode.

Time-based functions

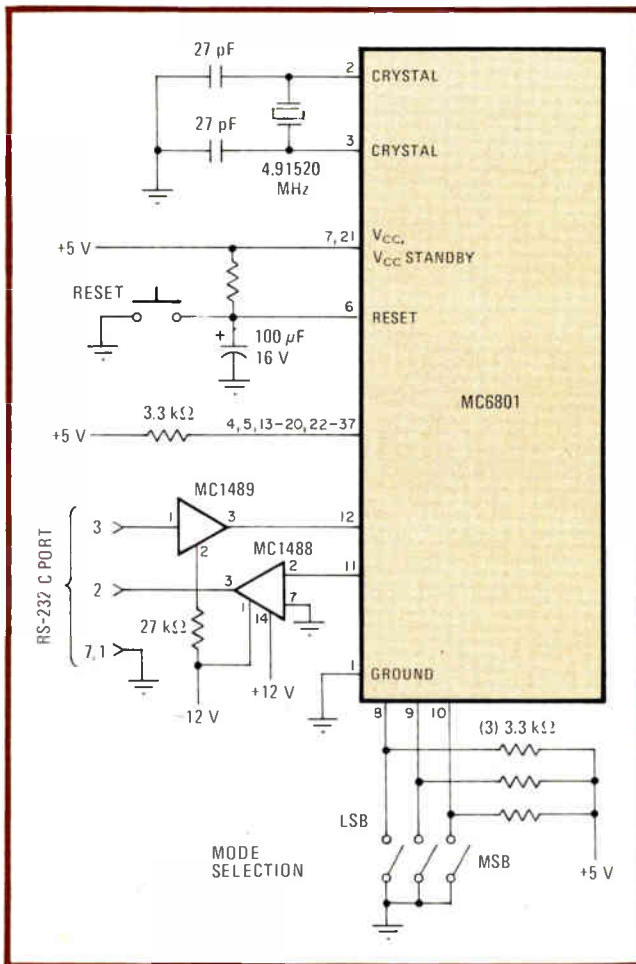
The timer on the 6801 is useful for many time-based functions, including pulse, frequency, and period synthesis, as well as measurements of frequency, period, and duty cycle. The timer comprises a 16-bit counter that increments at the system-clock rate, an input-capture register, and an output-compare register. Each of the capture and compare registers, as well as the register overflow bit, contributes to the combination timer interrupt, and each is maskable. In addition, the interrupt that occurs for the entire timer has its own unique interrupt-service vector.

The input-capture register holds the value of the free-running counter at the transition of the external timer input line. (The polarity of the transition—low-going or high-going—can be set through software.) The output-compare register holds a value that is compared at all times with the counter. When equal, the timer output bit is set to the current state of the output level bit. The use of those two register and control circuits allows the measurement or synthesis of almost any time-based function.

The system clock for all devices, internal to the 6801 as well as external, is generated in the clock-driver section. This section is intended for use with only a crystal, but can also use an external TTL-compatible clock. The frequency of either would be four times the system-clock (E clock) speed maximum of 1.0 megahertz, or 4 MHz.

The CPU in the 6801 handles 8-bit data and 16-bit addresses and its object-code is compatible with the M6800 family of microprocessors. The 6801 CPU includes many new features, one of which is an 8-by-8-bit hardware multiply that yields a 16-bit product. The product is stored in a new register assembled from a concatenation of the A and B registers called the D register. The D register allows 16-bit manipulations with six new instructions specifically for its use, including double-precision add, 16-bit left-shift and right-shift, and double-byte stores and loads.

Three new instructions on the 6801 ease index-register manipulation. They are instructions to push or pull the index register onto or off the stack, as well as an instruction to add the B register contents to the X register—useful in table offset loads and stores.



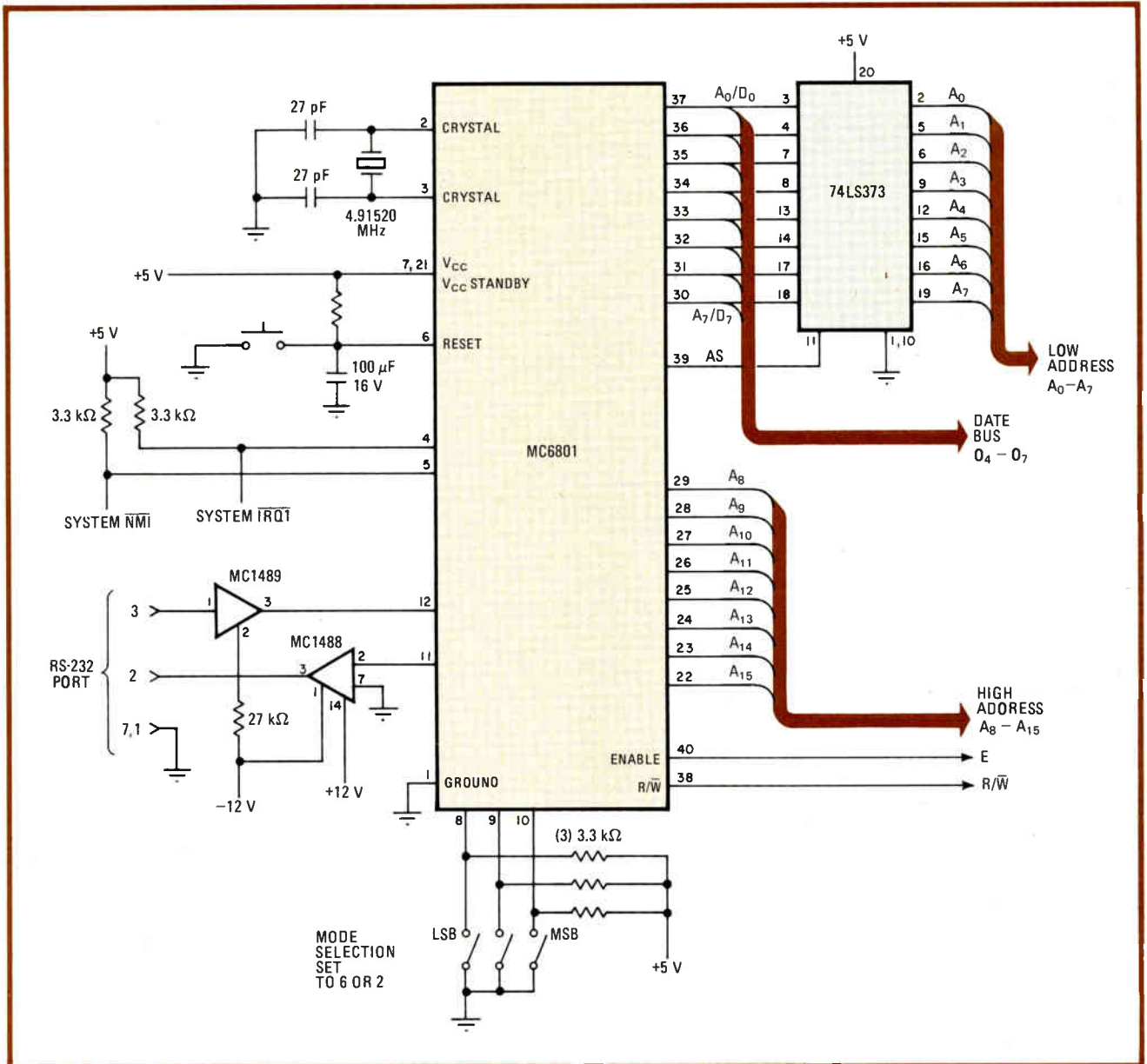
3. Debug monitor. With a monitor program called Lilbug in its read-only memory, the 6801 becomes the MC6801L1. A minimum of external connections is necessary: a pair of line-driver/receiver chips buffers the serial line for RS-232-C hookup to a terminal.

The normal 6800 family valid-memory-address control line, VMA, has been eliminated on the 6801, since it is no longer needed—dummy cycles appear as $FFFF_{16}$ on the address bus. In addition, many instructions have been shortened and many of the wasted cycles removed for a more efficient machine.

Mode selection

Of the many aspects of circuit design with the 6801 that have to be considered, mode selection is the most basic. Table 2 lists the eight modes available. Common to all the modes are I/O ports 1 and 2, timer operation, serial-port operation, and the reserved register area for all on-chip memory. The RAM, ROM, I/O, and interrupt vectors are available internally or externally depending on the mode selected. Figure 2 displays the memory map for each mode of operation.

Basically, there are two types of modes: single-chip and expanded. Of the expanded modes, there are also two versions: a standard multiplexed mode, which allows the full addressing of 64-K bytes of memory, and the nonmultiplexed mode, which on the one hand can address only 256 bytes over its eight address lines but on the other hand requires no external demultiplexing latch



4. Expanded mode. In the expanded multiplexed mode the 6801 can use external read-only and random-access memory. The Libbug version of the 6801 allows a program to be developed and debugged in RAM and then burned into a programmable ROM to build a complete system.

chip. The 256 bytes are decoded by the processor to begin at location 0100₁₆.

Mode 0 is a test mode, the only one to allow a reset vector to be supplied externally (a maximum of 2 cycles after reset) while the ROM and reset vectors can still be read internally. Mode 1 is the same as mode 0 but with external vectors at all times.

Modes 2 and 6 are multiplexed expanded modes, the difference between them being the use of external ROM in the former and internal ROM in the latter. (Interrupt and reset vectors are included in all references to ROM except in modes 0 and 1.)

Mode 3 is expanded and multiplexed, but with external ROM and RAM. Mode 4 is another test mode, used to test single-chip functioning. Mode 5 is the nonmultiplexed expanded mode that uses internal ROM. With only eight lines of address available externally, it is

generally used for 256 I/O addresses. Finally, mode 7 is the fully internal single-chip mode, which uses all 29 I/O lines for functional input and output.

Although it is not hardware, the internal register complement of a microcomputer should always be considered, since the registers control the hardware functions. Table 3 shows the register map for the 6801 and how the internal register locations can be addressed by the user. Equally important are the interrupt vectors and their locations, shown in Table 4.

Crystal clocking

If standard-speed serial communication is necessary, a 4.91520-MHz or a 2.4576-MHz crystal must be used. The clock frequency for the higher-frequency crystal would be approximately 1.22 MHz, which requires the use of a 6801A version capable of 1.25-MHz operation. However,

an external oscillator could be used for the SCI to eliminate the speed constraint.

As previously mentioned, emulation of the 6801 can be accomplished with either a 6803 ROM-less version of the processor or a 6801 in the expanded mode. The locations of the I/O ports, which are used for address and data in the expanded mode, are decoded on the bus externally to emulate those ports as they would appear in the single-chip mode. Locations that would be senseless to access in that mode are ignored internally to facilitate just such emulation. The CPU, however, obtains those values off the data bus and knows to go externally (to turn on its input data buffers) for that data. The locations that would be emulated are the data and the data-direction registers for ports 3 and 4.

Calling Lilbug

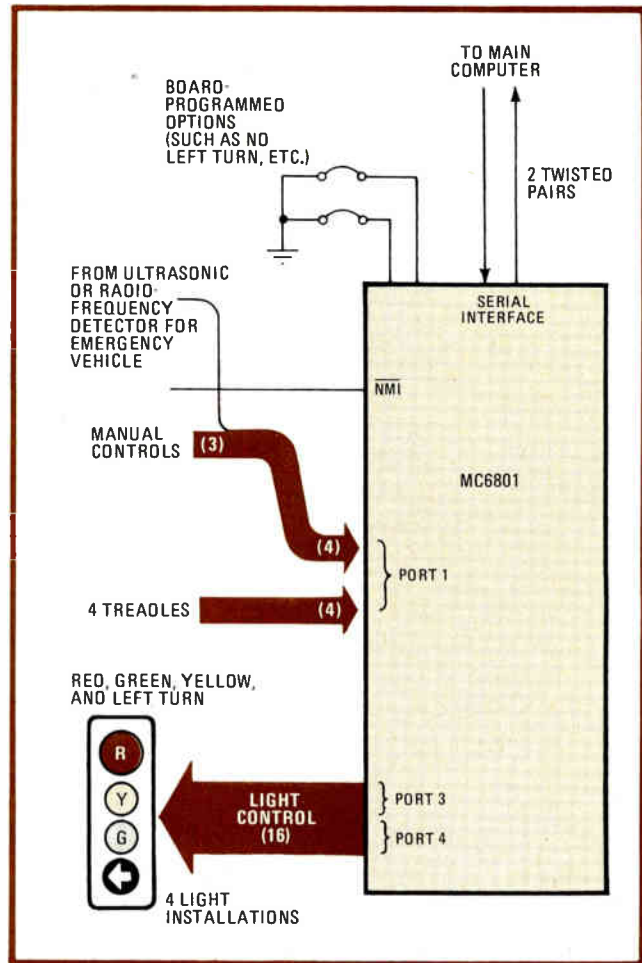
The on-board Lilbug monitor available in the 6801L1 operates just like other powerful monitors and includes a hardware trace, which operates with a jumper from the timer output to the interrupt input. On trace, the timer is loaded with the number of cycles needed to finish the trace routine, return from interrupt, and begin execution of the desired instruction. At that instant, the timer effects the nonmaskable interrupt (NMI), which is then serviced by the processor at the end of the instruction. The stacked information is thus available for the programmer to examine between trace times.

Figure 3 shows a minimal 6801L1 demonstration system. The circuit includes a method for gating the mode information to the proper lines during reset and a simple serial port connection using MC1488 and MC1489 transmitter and receiver level-shifting chips. The circuit operates in mode 7 and when hooked to the RS-232-C port of a computer terminal allows complete demonstration of the capabilities of the 6801 through the use of the monitor program.

Figure 4 shows an expanded version of the demonstration circuit. The 74LS373 is the lower-address latch, which is controlled by the address strobe (AS) to demultiplex the address from the combined address-data information. In this expanded, multiplexed-mode circuit, external RAM and ROM can be used. For example, the designer could use external RAM to write a program through the Lilbug monitor in mode 6. Once satisfied that the program is correct, he could burn it into a fuse-link programmable ROM, which would then be tied to the bus. The combination of the 6801 (or 6803) with the external PROM would then be enough to comprise an entire system.

The more powerful 6801 circuits involve more work than the preceding examples, but in the software area only. Figure 5 shows a traffic control unit that puts to use the 29 I/O lines. Sixteen of the lines drive the red, yellow, green, and left-turn lights for a full intersection. Port 2 I/O lines select the mode (such as no left-turn signals, or other hardware differences), which is read by software. Three of the lines serve as manual controls with the nonmaskable interrupt used to alert the system to the change. The road treadles for each direction are read with the lower-order lines of port 1.

If the system is to be linked to a larger city computer,



5. Traffic controller. A stop-light controller makes use of the 6801 microcomputer's 29 input/output lines in the single-chip mode. The design is smart enough to accommodate treadles, board programming options, and signals from emergency vehicles. Through the serial port it may be linked to a large central computer.

the serial I/O lines take care of that chore without the use of extra software wait-loop time. There would be enough lines left to sense a radio or ultrasonic signal emitted from an approaching emergency vehicle. Then, in conjunction with data provided by the larger computer on which direction the vehicle was moving, the appropriate lights could be switched to allow the emergency vehicle's unobstructed passage. The entire application could be fulfilled with a 6801 or 6803 microcomputer, an external PROM, and a little extra hardware.


More to come

Additional versions of the 6801 are available, and still others are in planning. The MC6803NR—a 6803 without RAM—is currently available, at a proportionately lower cost than the 6803 and the 6801. In planning is the MC6801PC, a peripheral controller with dual-ported RAM that allows external access to its on-chip RAM. Also planned is a preprogrammed MC6801 controller version for the IEEE-488 bus. When mated to an MC68488 general-purpose interface adapter, this device will act as a full-scale bus controller over serial or parallel computer interface lines. □

Moving 10,000 items




in 24 hours.



Problem

Digital Equipment Corp. has been growing tremendously. Last year the Accessories and Supplies Group found it was receiving orders in such volume that it needed a new system to handle them.



Sorting mail orders was slow and costly.

The group determined to speed up and simplify its order processing procedures. To save money and be more responsive to customers' needs were the goals.

Curious about the Bell System's focus on problem solving, Digital asked its Bell Account Executive for an opinion. He, in turn, summoned a team of Bell electronics industry specialists to survey the problem.

Solution

After a month of hard looking and talking, Digital reorganized its Accessories and Supplies Group. And Bell designed a communications system to fit the new structure.

A computer parts and supplies distribution center was established at the warehouse, with 800 Service and a staff trained by Bell in advanced techniques for selling by phone.

Customers can now call in orders direct, and in most cases get 24-hour shipment. A trained staff is also available to answer technical questions.

Results? Digital is rapidly approaching 24-hour service on 10,000 off-the-shelf supplies and operational parts, keeping customers' systems on line. Order processing costs have been greatly reduced, and customers are receiving excellent service.

If you haven't talked with your Bell Account Executive lately, you're missing something.

The system is the solution.



Trained staffers turn phone contacts into sales calls.



Bell System

Circle 151 on reader service card

Standard bipolar process yields 12-bit monotonic d-a converter

Segmented ladder of diffused boron resistors eliminates the need for trimming

by John A. Schoeff, *Advanced Micro Devices Inc., Sunnyvale, Calif.*

□ A new, inherently monotonic resistor-ladder technique has been developed at Advanced Micro Devices that makes possible the first high-speed 12-bit digital-to-analog converter that uses diffused resistors and a standard bipolar process. The Am6012 converter does not require thin-film resistors or trimming and so makes possible a record low price for a 12-bit d-a unit—less than \$10 in lots of 100 or more.

The new ladder design, which uses diffused boron resistors, combines the advantages of the classic R-2R and 2^n -R resistor networks, yet contains fewer resistors than either approach. It is component-tolerant, yielding 0.01% differential nonlinearity through the use of components having errors on the order of 0.1%. No dynamic error-correction techniques are employed, and no traditional material trimming, cutting, blowing, or zapping is needed.

Reexamining conventional designs

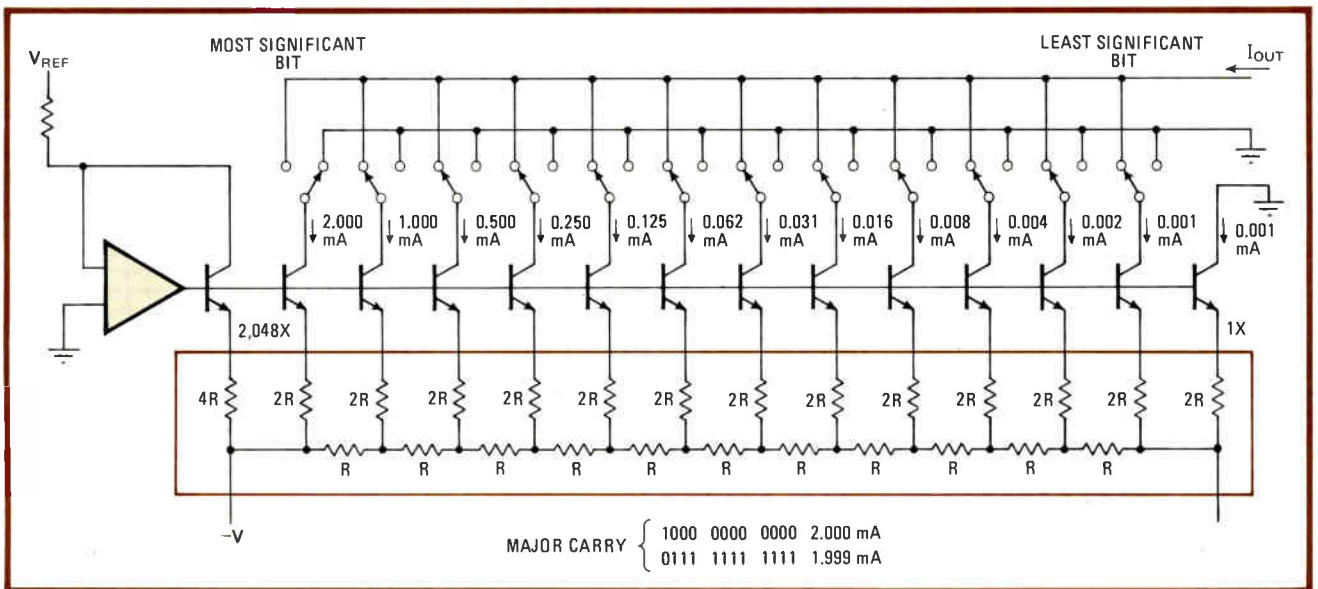
One of the primary goals in designing the 6012 was to avoid using special processing. This goal implies the use of standard diffused resistors, which have not been appropriate for precision applications up to now. There-

fore the traditional approaches to designing d-a converters were reexamined.

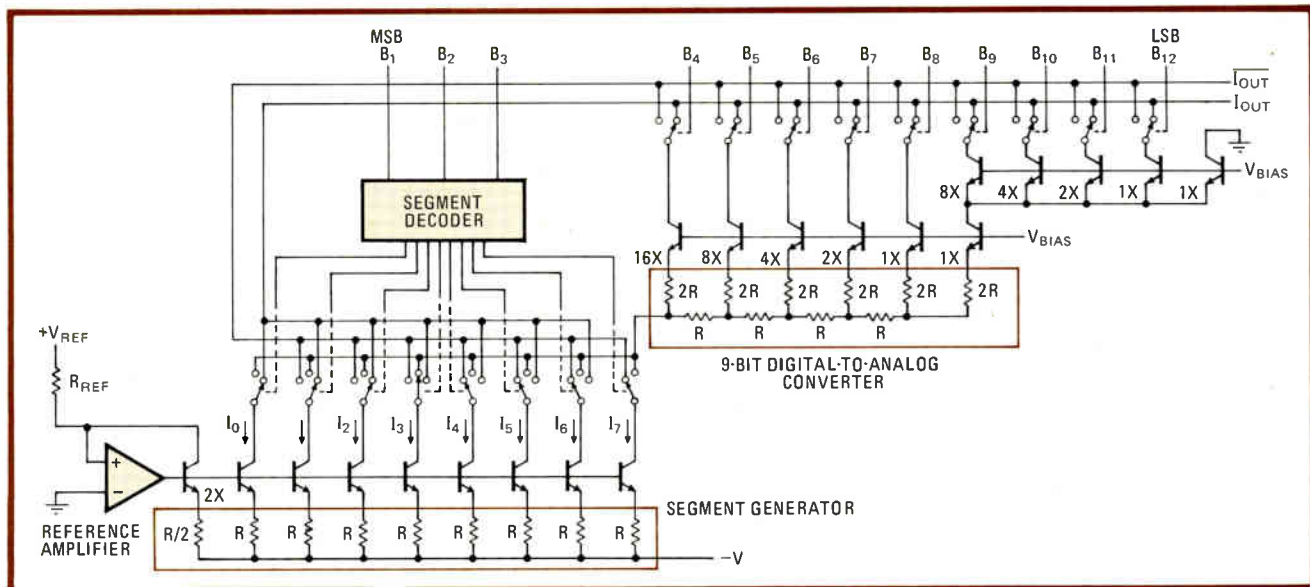
Figure 1 shows the traditional binary-weighted R-2R ladder network. Virtually every fast, highly accurate converter available uses this technique or a minor variation of it. A 12-bit converter makes use of 12 binary-weighted current sources in all possible binary combinations to produce 4,096 (2^{12}) analog output levels. The main advantage of the R-2R ladder is that it uses a minimum number of components.

To guarantee 12-bit converter monotonicity, however, nonlinearity must be no more than $\pm 0.01\%$ (see "Key parameters for a d-a converter," p. 157). This requirement places very tight matching and tracking demands on the R-2R network's resistors, increasing costs. (Actually, few applications require such low nonlinearity, and those that do can usually make use of slower, integrating-conversion methods. Even the best transducers exhibit no better than 0.1% nonlinearity, and in video display systems the human eye has difficulty discerning nonlinearity of less than 5%.)

The most critical element in the R-2R circuit is the most-significant-bit (MSB) resistor. For a converter with



1. Standard. Nearly all fast, highly accurate digital-to-analog converters use the R-2R ladder circuit (or a variation of it). Its main advantage is its low resistor count. But special resistors are needed for high accuracy and stability, thereby increasing the cost.



2. Segmented ladder. The Am6012 combines the advantages of the R-2R and 2^n -R ladder techniques to realize a low-cost 12-bit d-a converter that is inherently monotonic and fast. It is made with a standard low-cost bipolar process, but its resistors need no trimming.

a full-scale output current of 4 milliamperes, the MSB is 2 mA. Each successive bit is divided by 2, all the way down to the least significant bit (LSB) of 1 microampere. At the major carry, the 11 LSBs are turned on to produce an output current of 1.999 mA for an input code of 011111111111. When the input code is incremented by one count to 100000000000, the lower-order current sources turn off and the MSB source turns on, yielding an output current of 2.000 mA.

If the MSB source has an error of more than $-1 \mu\text{A}$, monotonicity cannot be met. This figure corresponds to a resistor error of 0.05%, which must be maintained over a converter's entire operating-temperature range. Even when the R-2R's resistors match well, trimming can alter their tracking characteristics and affect yields over temperature changes.

Despite the fact that diffused resistors can be matched to within $\pm 0.05\%$, they are not practical for use with the R-2R technique. These resistors have high temperature coefficients of approximately 2,000 parts per million/ $^{\circ}\text{C}$. Also, they are pressure-sensitive and have a high voltage coefficient, exhibiting nonlinear behavior with applied voltage. What's more, they are not trimmable with existing production techniques.

However, they have some strong advantages. For one, they are built with a standard bipolar process, so that they are simple and compatible with high-volume manufacturing techniques. For another, they are stable because they are diffused at $1,000^{\circ}\text{C}$ and are thermally oxidized. Also, they are not altered by trimming, which might otherwise disturb their long-term stability.

Other advantages of diffused resistors include the fact that they are fabricated from single-crystal materials rather than from amorphous substances that might change conductivity with time and temperature. Contact resistance is stable, since the contact is a simple alloy of aluminum and silicon, instead of a sandwich involving polycrystalline films and barrier metals. Furthermore, diffused resistors track very tightly with temperature be-

cause they are simultaneously fabricated close together within the same material. In addition, no burn-in is required for stability. Finally, if laid out properly, for practical purposes diffused resistors match as well as thin-film resistors.

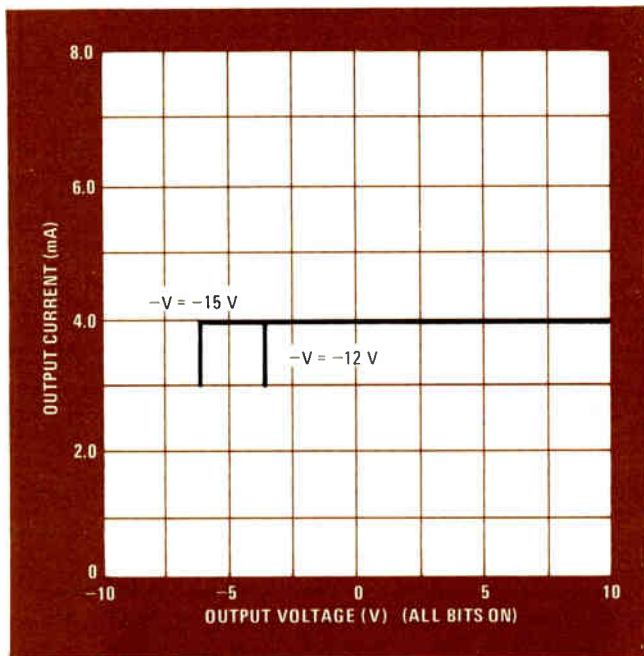
Monotonicity can be obtained from nonprecision resistors by the use of an MOS 2^n -R switch-resistor string, which does not have to be highly linear. This circuit, a complement of the R-2R network, is unfortunately slower than the latter, has a voltage output, and would require 4,096 resistors for 12-bit resolution.

However, Advanced Micro Devices' segmented design (Fig. 2) combines the advantages of the R-2R and the 2^n -R approaches. Besides inherent monotonicity and the use of untrimmed resistors, this design yields high speed and employs fewer resistors than either the R-2R or the 2^n -R technique.

Dividing down tolerances

For a 12-bit d-a converter employing the segmented approach, the output current as a function of the digital input code consists of 4,096 analog levels divided into eight groups of 512 steps each. The key to the inherent monotonicity of the d-a converter may be seen by considering the major carry. Instead of switching in an entirely different current, as is done in an R-2R converter, the current from the segment prior to the major carry is retained and additional steps are created by adding current increments. Consequently, the converter is monotonic regardless of the relative slopes of all the segments. What is important is not the conformance of the output to an ideal straight line, or the linearity, but the uniformity of the output step sizes—that is, the differential linearity.

The only critical resistor matching occurs at the major carries or at the midpoints of each of the eight segments, and the tolerances are equivalent to that of a 9-bit d-a converter, or eight times lower than that of a 12-bit R-2R approach. In essence, the problem is divided into



4. High-speed switch. By keeping the common-emitter point of an npn transistor pair at the same voltage regardless of logic state, a current of 1 microampere can be switched in 30 nanoseconds.

eight separate problems of lower tolerance.

For a given 3-bit code at the input of the decoder (Fig. 2), a segment, say, I_3 , is selected and fed to the 9-bit d-a converter, where it is divided into 512 levels. All lower-order segments are fed to the current output (I_{out}) and summed with the 9-bit d-a converter output. All higher-order segments are fed to the complementary \bar{I}_{out} , which can be thought of as at ground potential.

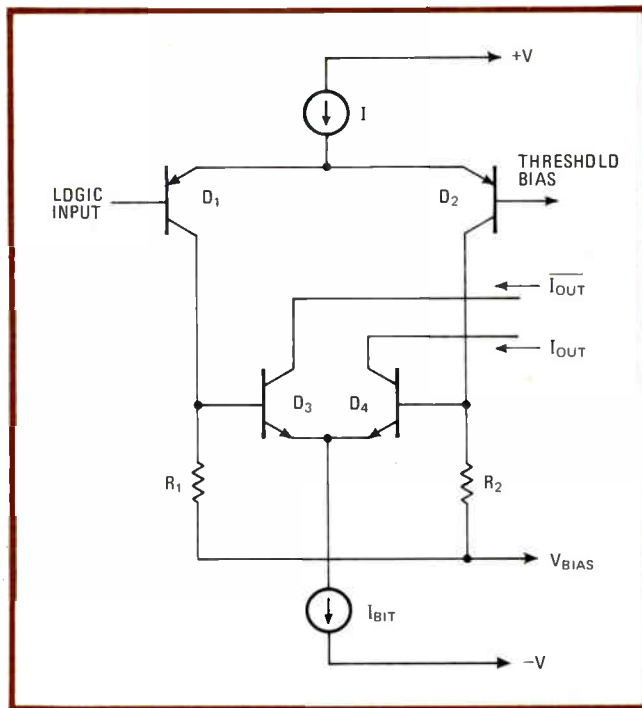
At an input code of 0111111111, 511 of the 512 levels of the 9-bit d-a converter appear at I_{out} . The 512th level is the remainder current on the right that is fed to ground. When the code is incremented by one count, I_3 is switched away from the 9-bit d-a converter and fed to I_{out} , taking the remainder current with it (Fig. 3). Thus the output of the d-a converter increases by 1 LSB and the segment carries are independent of resistor values.

The most critical element in the circuit is now the MSB resistor of the 9-bit d-a converter, and as noted, its tolerance is eight times lower than that of a traditional R-2R 12-bit unit. Building a monotonic 9-bit d-a converter with an R-2R ladder is well within the capabilities of present production techniques.

Fast switching

Currents are switched in a fully differential manner at high speed. For example, $1 \mu A$ can be switched in about 30 nanoseconds by high-speed switches (Fig. 4). Such rapid switching times are possible because the common-emitter connection of the differential npn transistor pair remains at the same voltage regardless of logic state, and the bit current need not charge or discharge the parasitic capacitance at this node. For a capacitance of 2 picofarads, a single-ended switch with a 0.7-volt swing requires 1.4 microseconds to turn the LSB on.

The use of the switch shown in Fig. 4 makes possible high voltage compliance, high impedance, and comple-



3. Output current. Shown is a graph of the transfer function of the Am6012. Current from the segment prior to the major carry is retained, and current for additional steps is added to it (inset).

mentary differential outputs. The output impedance is typically 10 megohms. Since the I_{out} and \bar{I}_{out} outputs are analog complements of each other, as I_{out} increases with an increasing digital input code, \bar{I}_{out} decreases. The sum of the two outputs is equal to the full-scale current regardless of input code.

Other advantages provided by the differential current switch include the ability to adjust the logic threshold by varying the base bias on the pnp transistor opposite the input, a logic input range from below ground to above the potential of the positive power supply, fabrication with a standard bipolar process, and level shifting independent of the positive or negative power supply.

Because low currents may be switched quickly, the ladder current may be divided in a binary fashion all the way down to the LSB. No artificial current boosting or switching of equal current sources with output attenuation is necessary. The 9-bit d-a converter has a "master-slave" ladder arrangement, whereby the MSBs are generated by an R-2R ladder and the remainder current of this ladder is divided by active current splitting into the 4 LSBs. This technique minimizes the range of emitter scaling necessary to generate nine binary-weighted currents. It also eliminates ladder resistors in lower-order bits, where the tolerance for error as a percentage of the bit-current value is much tighter.

Resistors in the segment generator have no bearing on the differential linearity of the converter; they only determine linearity. Each resistor carries one eighth of the full-scale current. As noted earlier, their values are thus less critical than that of the MSB resistor of an R-2R ladder. At the major carry, the four left resistors are balanced against the four right ones. As a result, the converter's linearity benefits from statistical averaging

TABLE 1: COMPARING SPECIFICATIONS FOR LADDER NETWORK RESISTORS

	Number of resistors	Initial matching required for ± 1 -LSB differential nonlinearity (%)	Tracking required for ± 1 -LSB differential nonlinearity (ppm/ $^{\circ}$ C)		Tracking required for $\pm \frac{1}{2}$ -LSB differential nonlinearity (ppm/ $^{\circ}$ C)
			0 initial DNL	$\frac{1}{2}$ -LSB initial DNL	$\frac{1}{4}$ -LSB initial DNL
Straight R-2R	37	± 0.05	5	2.5	1.25
Segmented 3 + 9 bits	24	± 0.4	40	20	10

successfully maintain d-a converter monotonicity from -55° to 125° C.

Some allowance must be made for error, however, so that if the initial differential nonlinearity were $\pm \frac{1}{2}$ LSB, tracking to within ± 2.5 ppm/ $^{\circ}$ C would be necessary. For 13-bit performance over a wide temperature range ($\pm \frac{1}{2}$ -LSB differential nonlinearity), allowing $\pm \frac{1}{4}$ LSB of initial error produces a resistor tracking requirement of ± 1.25 ppm/ $^{\circ}$ C, a difficult task for any technology.

Easier tracking

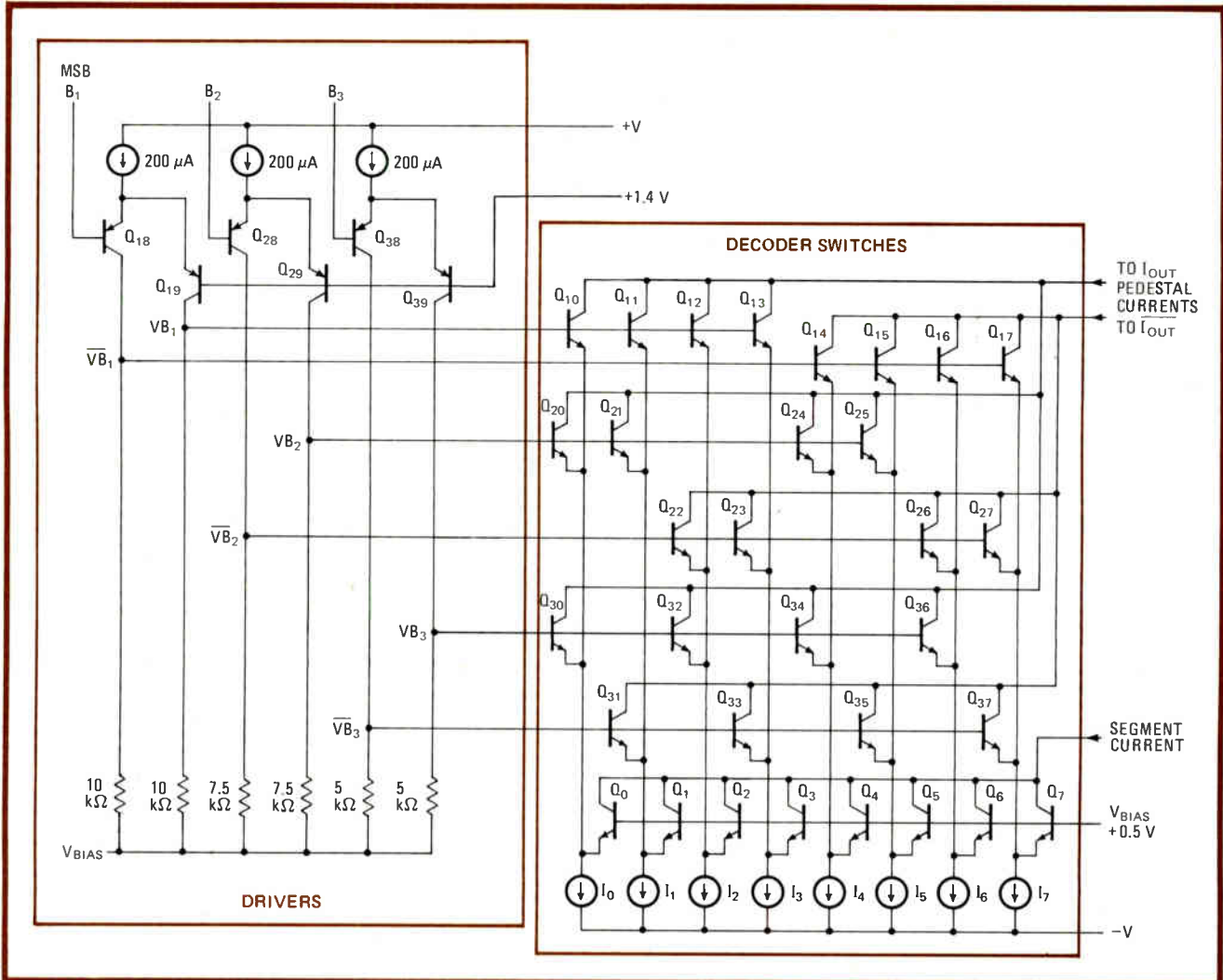
The segmented approach, though, requires only 24 resistors and the initial resistor matching is within $\pm 0.4\%$. Note that all the specifications listed in Table 1 are relaxed by a factor of eight with respect to the R-2R ladder. Tracking of ± 40 , ± 20 , and ± 10 ppm/ $^{\circ}$ C, respectively, is necessary. Typical diffused-resistor tracking is on the order of ± 2 ppm/ $^{\circ}$ C. Thus there is plenty of room to maintain 13-bit differential linearity over the temperature range of -55° to $+125^{\circ}$ C.

To summarize, the segmented ladder network for the 12-bit d-a converter incorporates three principles:

- Active current scaling in the slave network for the

and is higher for a given resistor tolerance than that of a converter using an R-2R ladder.

Table 1 compares resistor requirements for a standard R-2R approach and a segmented design. The R-2R circuit requires 37 resistors that must, as stated, match to within 0.05% to guarantee monotonicity, which is defined as a differential nonlinearity of ± 1 LSB or less. Assuming perfect converter performance at room temperature, resistor tracking within ± 5 ppm/ $^{\circ}$ C would



5. Segment switch and generator. The three inputs at the upper left switch the eight precision current sources at the bottom right to three analog outputs. A standard one-of-eight decoder, two encoders, and some high-speed current switches can be used to achieve this switching.

TABLE 2: ELECTRICAL SPECIFICATIONS OF THE AM6012
12-BIT DIGITAL-TO-ANALOG CONVERTER

Resolution	12 bits
Monotonicity	> 12 bits
Differential nonlinearity	$\pm 0.01\%$ (13 bits)
Nonlinearity	$\pm 0.01, 0.02, 0.05\%$
Settling time to $\pm 0.01\%$ of full scale	250 ns
Output voltage compliance	-5 to +10 V
Full-scale drift	± 5 ppm/ $^{\circ}$ C typically
Reference input (full-scale transition)	500 ns
Logic inputs	
Threshold	1.4 V
Current	4 μ A
Power-supply voltages	+5 to +15 V -12 to -15 V
Power dissipation (+5 and -15 V)	230 mW

least significant bits, where accuracy is traded for area savings.

- R-2R current division up to 9 bits in the master ladder, taking advantage of the precision possible with diffused resistors.
- Segment generation for the 3 MSBs, since resistor matching and tracking of either diffused or thin-film resistors is not adequate.

Figure 5 shows the segment switch and generator portions of the converter. Three digital inputs switch eight precision current sources in a predetermined

pattern to three analog outputs. Achieving this function with standard binary building blocks would require a one-of-eight decoder, two priority encoders, and a large number of fast current switches.

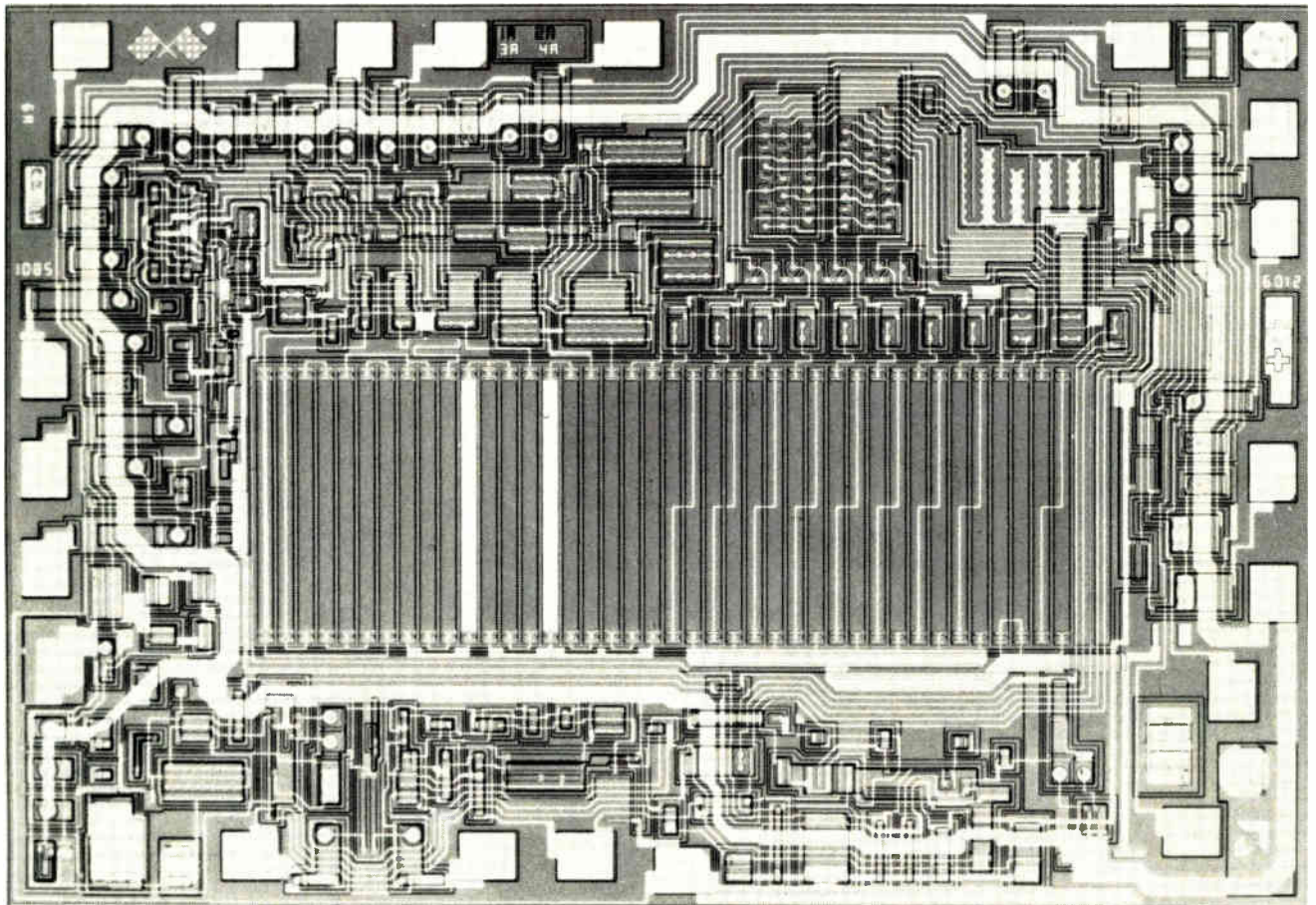
For a given input code, seven of the eight segment currents are switched to the output pair and the eighth is presented to the 9-bit d-a converter at the segment-current output. The key to this circuit lies in the use of multiple logic levels to simplify the switch matrix. Nodes VB_1 , VB_2 , and VB_3 have high levels that are spaced 0.5 V apart. There is also a fourth, low level.

The multilevel segment switch is very fast, since a switching signal must propagate only through a pnp transistor pair to reach the base of the current-switching devices. Thus it is possible to switch at approximately the same speed as a single fully differential bit-current switch. This circuit function might be called "high-speed, multilevel, priority-encoded analog multiplexing."

In operation, the transistor group Q_{10} - Q_{13} can override all transistors beneath them, so that when the MSB is high, I_0 - I_3 will be routed to I_{out} . The voltage drive levels for each set of switch devices are ranked with regard to the significance of each controlling input bit.

The segment decoder occupies only three isolation pockets, allowing liberal use of common-collector connections. Many common-base connections also increase its density.

Table 2 lists the electrical specifications of the 6012.



6. The chip. The Am6012 12-bit d-a converter's ladder network and segment generator are in center; multiplexer is above segment generator. At top are 9-bit d-a converter switches, current sources, and decoder drivers. Bias network and reference amplifier are at bottom.

Differential nonlinearity is as low as $\pm 0.01\%$, or $\pm \frac{1}{2}$ LSB, which defines 13-bit performance. Since all parts are monotonic, the user does not have to pay for unneeded linearity. Full-scale power-supply rejection is very high and all linearity specifications are independent of the power supplies over the full operating range. The converter's speed is close to that of dielectrically isolated laser-trimmed thin-film converters, yet it has higher differential linearity and consumes less power. It is fabricated on a 12,500-square-mil chip (Fig. 6).

If the 6012's nonlinearity were to be plotted on a graph, in LSBs as a function of all 4,096 digital input codes, each LSB would correspond to 0.025% of full scale. Such a graph would show that the nonlinearity band is within $\pm 0.012\%$. The largest differential linearity error of the 6012 is well under $\pm \frac{1}{2}$ LSB, for an overall differential nonlinearity of better than $\pm 0.01\%$.

The 6012's design offers some additional benefits. Its high-impedance differential open-collector current outputs suit it for a number of applications that cannot be

Key parameters for a d-a converter

The most general specifications for a digital-to-analog converter involve **dynamic range**:

Resolution expresses a d-a converter's dynamic range. A binary n-bit converter has 2^n levels and a resolution of 1 part in 2^n .

Monotonicity means that there is always an increase in the output level for each increase in digital input. If the output decreases, the converter is nonmonotonic and can seldom be used to its full resolution.

Differential nonlinearity (DNL) is a measure of the deviation of each individual step size from the ideal 1 least significant bit. A perfect converter has zero DNL. A differential nonlinearity of more than -1 LSB defines nonmonotonicity. The left-hand figure shows the output of a converter with a DNL of -1 LSB, so that two output levels are equal. Technically, this converter does not offer a full 2^n levels of useful resolution. The right-hand figure shows the output of a converter with a DNL of $-\frac{1}{2}$ LSB; in other words, all output levels are separate and distinct.

The more specific and most stringent specifications for a d-a converter concern **accuracy**:

Nonlinearity (NL) is the maximum deviation of the converter's transfer characteristic from a straight line drawn between the actual zero- and full-scale outputs of the converter, expressed in LSBs or as a percentage of full

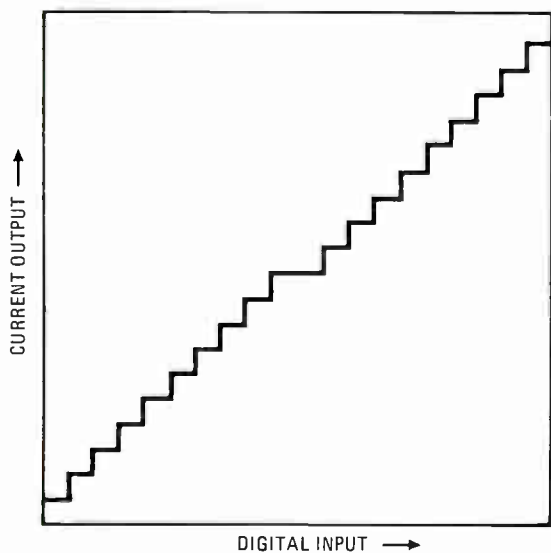
scale. Some products specify the deviation from a best-fit straight line. This is specsmanship, though, because the straight line will usually not terminate at the full-scale value. Thus the converter cannot be calibrated by the user to take advantage of the better value offered by this specification method.

In an R-2R converter, $\pm \frac{1}{2}$ -LSB nonlinearity will guarantee monotonicity. In a segmented converter, nonlinearity and monotonicity (and hence differential nonlinearity) are independent specifications.

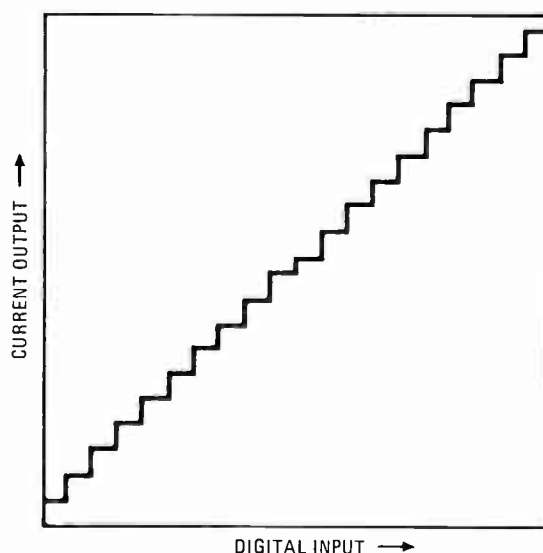
To distinguish nonlinearity from differential nonlinearity, the former is often referred to as **integral nonlinearity**.

The end points of a converter are **full scale and zero scale**. The full-scale output value is usually independent of the other converter specifications and is sometimes expressed in terms of gain—the ratio of the output current or voltage to the reference input current or voltage. Once full scale is calibrated, its temperature drift becomes the most important specification. The zero-scale value of a current-output converter is not dependent on the offset voltage of an amplifier. Thus it needs no calibration, and drift is usually insignificant.

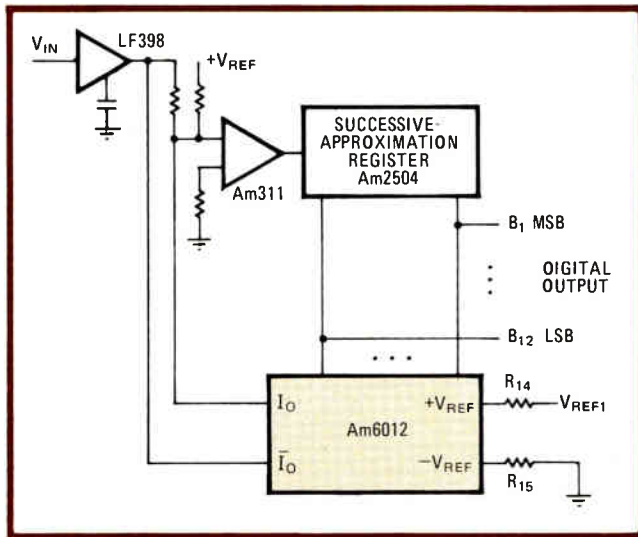
Absolute accuracy is the overall accuracy of the converter, in which all levels are compared with an absolute standard. Absolute accuracy includes the combination of all nonlinearity and end-point errors.



BINARY-WEIGHTED 12-BIT d-a CONVERTER
 ± 1 -LSB DIFFERENTIAL NONLINEARITY
 ($\pm 0.025\%$ OR 12 BITS)



SEGMENTED 12-BIT d-a CONVERTER
 $\pm \frac{1}{2}$ -LSB DIFFERENTIAL LINEARITY
 ($\pm 0.012\%$ OR 13 BITS)



7. Fast a-d converter. The high speed of the 12-bit Am6012 d-a converter lends itself to building fast analog-to-digital units that are inexpensive as well. The 12-bit successive-approximation a-d converter shown here has a conversion time of less than 10 μ s.

performed by either conventional voltage- or current-output converters that use resistive networks. Many such converters must use ladder networks or resistor attenuators to interface with a load. Their resistive outputs, however, lower the output resistance, degrading either full-scale current or linearity as the output is operated away from ground.

Offset-binary operation of the 6012 can be achieved with the use of a balanced load. The balanced load converts the difference of the two output currents into a single-ended voltage, eliminating the need for an offset resistor from the reference supply. Thus the analog ground at the load may be unrelated to ground at the converter. A twisted-pair wire may therefore be used for current transmission between the converter and an output amplifier, where converter and load are separated, as in process control. An additional 2.5-kilohm load resistor to ground provides the amplifier with an effective gain of 2, for a swing of ± 10 v, despite the fact that the d-a converter's output compliance is -5 v.

Figure 7 shows a 12-bit successive-approximation a-d converter using the Am6012. Conversion time for this circuit is under 10 μ s. When a sample-and-hold amplifier is used, the changing load current for each data sample disturbs the feedback loop, which then must settle to within 0.01% of full-scale value in less than 1 μ s. Connecting the open-collector current, I_{out} , to the sample-and-hold amplifier provides the amplifier with a constant-current load. This load enables a faster clock rate that in turn increases the a-d converter's throughput. Total parts cost under \$16, yielding the lowest speed-accuracy-price product of any 12-bit a-d units.

Making sure by testing

Expensive test systems costing on the order of \$300,000 provide high throughput for production volumes. But for characterization, such test systems provide no more than a list of all 4,096 values for each converter. Manual testing, on the other hand, is out of the question,

as it consumes too much time. A test technician would need 34 hours to test each converter (assuming 30 seconds to increment each digital code, watch for the analog output result, and record it) and still produce only a list of 4,096 values.

A better solution is to let a desktop computer perform all the detailed work and provide a graphic output. Accordingly, a test system consisting of a Hewlett-Packard model 9845A desktop computer, two power supplies, a Data Precision high-speed digital voltmeter, and a custom test fixture was assembled for less than \$30,000. This equipment allowed each d-a converter's nonlinearity to be characterized in just 5 minutes, and the computer's graphics feature allowed test results to be interpreted instantly. Plots of nonlinearity, differential nonlinearity, and transfer characteristics thus were created quickly and easily.

For simplicity's sake, two separate programs were written: one to test nonlinearity and the other to test differential nonlinearity. Since both programs are largely identical, they could conceivably be combined and used via an option that allows an operator to choose either one. Alternatively, both can be used simultaneously to create two separate plots.

Calculating nonlinearity (NL) is fairly straightforward. For example, let:

R = actual voltmeter reading

J = input code expressed in decimal notation

NL = actual reading - ideal reading

= deviation from ideal straight line through zero and full scale

then:

$$\begin{aligned} \text{Ideal reading} &= \frac{J}{4,096} (V_{\text{full scale}} + 1 \text{ LSB}) \\ &= \frac{J}{4,096} (10 \text{ v}) \end{aligned}$$

and:

$$\text{NL} = R - \frac{J}{4,096} (10 \text{ v})$$

for each input code.

Before a test is started, however, full scale should be calibrated by applying to the converter a code consisting of all 1s. The reference voltage is then adjusted for the ideal full-scale output value of 9.9976 v.

Differential nonlinearity (DNL) is even easier to calculate. If:

A = actual step size

= difference in output voltage between two adjacent steps

I = ideal step size

$$= \frac{V_{\text{full scale}} + 1 \text{ LSB}}{4,096}$$

then:

$$\text{DNL} = A - I$$

A refinement in the test programs allows the user to select the program loop size—that is, the number of bits incremented each loop iteration. \square

NEW ECLIPSE S/140. BREAK THE SPEED LIMIT WITHOUT PAYING THE PRICE.



Our new entry level ECLIPSE S/140 is the fastest computer in its price class. Using the powerful ECLIPSE instruction set and the new, high performance floating point unit, the S/140 achieves Whetstone performance rates of 450* and 380* for single and double precision floating point.

Best of all, ECLIPSE S/140 lets you economically handle your scientific, industrial, or data communication applications with ease. In fact, our new ECLIPSE S/140 gives you far better price/performance than any other processor in it's class. With the kind of reliability you've come to expect from Data General.

ECLIPSE S/140. Break the speed limit without breaking the bank. You be the judge. Call or write, or send in the coupon.

* In thousand Whetstone instructions per second.
Data General Corporation, Westboro, MA 01581, (617) 366-8911. Data General (Canada) Ltd., Ontario, Canada. Data General Europe, 61 rue de Courcelles, Paris, France, 766.51.78. Data General Australia, (03) 89-0633. ECLIPSE is a registered trademark of Data General.
© Data General Corporation, 1979.

Data General
Mail to: Data General, Westboro, MA 01581. Let me be the judge. Send complete information on Data General's new ECLIPSE S/140. ECLIPSE Data Systems. E126

Name _____
Title _____
Company _____
Address _____
City _____
State _____
Zip _____

Tel. _____
**The Computer
of the U.S. Olympic Sports
Medicine Committee**



WE WROTE THE BOOK.

YOURS FOR THE ASKING.

Answers to timing, counting and display driving problems. Answers from Intersil. Single-chip answers. Answers in low power CMOS. In fact, answers in MAXCMOS™, Intersil's proprietary CMOS process.

DOZENS OF ANSWERS.

Whether you're planning timer / counter / display functions for a micro-processor-based or hard-wired system, we think you'll find an Intersil chip that does the job.

SYSTEMS ON A CHIP.

While they were thinking circuits, we were thinking systems. Systems on a single chip that replace up to 20 TTL packages. That means you can design systems faster, use less real estate, and gain the reliability that's inherent not only in lower component count...but in low power CMOS operation.

DISPLAY IT YOUR WAY.

Intersil's display drivers drive LED, LCD and Vacuum fluorescent displays. Displays up to 1" in height. And, you can cascade displays to 32 or more digits.

COUNT IT YOUR WAY.

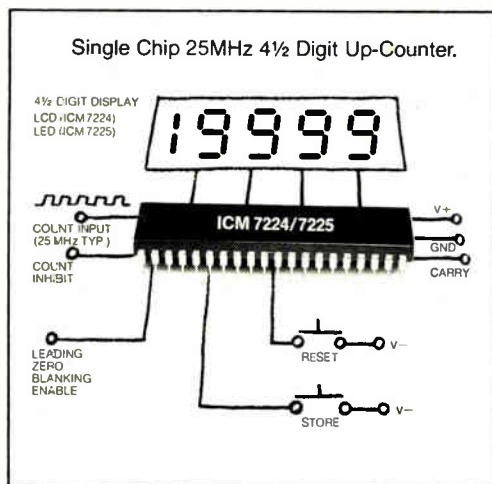
Count units, period, frequency or time interval. With Intersil's advanced monolithic low power MAXCMOS™ counters.

TIME IT YOUR WAY.

Time events from microseconds to months. Intersil offers devices that feature user programmability or offer fixed outputs utilizing a stable quartz crystal time base.


FREE ANSWERS.

The Timers, Counters, Display Drivers Applications Handbook is yours. Free. From any Intersil Sales Office, Intersil Franchised Distributor, or simply by returning the coupon below. We wrote "The Book." For you.



INTERSIL

Analog Products—Low Power
We've got the answers
10710 No. Tantau Ave., Cupertino, CA 95014
Tel: (408) 996-5000 TWX: 910-338-0171
(800) 538-7930 (outside California)




Gentlemen,
Send me "The Book." I need monolithic answers in
_____ timing, _____ counting, _____ display driving applications.
_____ Send me your Mark Twain poster.

Name _____
Company _____
Address _____
City _____ State _____ Zip _____

**Perkin-Elmer introduces
the supermini solution to
your application
megaproblems.**

**The new 3240 ultra-high
performance supermini.***



**System prices start at \$125,500 (OEM quantity 1) which includes 512 KB of memory, writable control store, floating point processor, battery back-up, Model 550 console terminal, 80 MB disc, and 75 ips/800 cpi tape. Prices are U.S. only.*

PERKIN-ELMER

I have massive input/output requirements.

For tough jobs like simulation, the new 3240 delivers 40MB/second I/O bandwidth, four separate and independent DMA busses, 64MB/second peak system throughput rate, and multi-level interrupts. From 8 to 32 DMA ports can be configured on a 3240 system, each port capable of controlling up to 16 devices. This yields extensive on-line storage capability (up to 115 gigabytes worth) and throughput. Ask for details. Perkin-Elmer, 2 Crescent Place, Oceanport, NJ 07757

Name _____ Tel. _____

Title _____

Company _____

Street _____

City _____ State _____ Zip _____

Please have a salesman call.

E126

I must have instantaneous response.

For high-performance transaction processing, such as an on-line reservation system, the power of the 3240 can be combined with RELIANCE, a software system that integrates COBOL, data management, and transaction processing software. Even with a 128-terminal system, you get instantaneous terminal response. And your data base is protected from media faults and system failures. Add to this Perkin-Elmer's industry-compatible RPG II. Ask for details. Perkin-Elmer, 2 Crescent Place, Oceanport, NJ 07757.

Name _____ Tel. _____

Title _____

Company _____

Street _____

City _____ State _____ Zip _____

Please have a salesman call.

E126

My applications need big memory space.

For scientific research, such as seismic exploration, the 3240 offers 16MB of directly addressable MOS memory with our unique hierarchical storage scheme for fast access. By linking as many as eight Model 3240s to Perkin-Elmer's industry-pioneering shared memory system, total memory space can be increased dramatically. A fully expanded shared memory system accommodates both processors and peripherals. Ask for details. Perkin-Elmer, 2 Crescent Place, Oceanport, NJ 07757

Name _____ Tel. _____

Title _____

Company _____

Street _____

City _____ State _____ Zip _____

Please have a salesman call.

E126

I don't want to spend a fortune on software.

No one does in any application. You start with Perkin-Elmer's highly efficient operating system that's evolved from use in more than 2500 of our 32-bit computer installations worldwide. Add our Multi-Terminal Monitor and you can have 32 programmers doing concurrent development work in any mix of our high-level languages—ANSI-standard COBOL, FORTRAN VII (with its separate development and globally optimizing compilers), and RPG II. Combine this with our comprehensive telecommunications software that supports a wide variety of data communications protocols and work-station emulators. Perkin-Elmer, 2 Crescent Place, Oceanport, NJ 07757

Name _____ Tel. _____

Title _____

Company _____

Street _____

City _____ State _____ Zip _____

Please have a salesman call.

E126

I'm trying to solve complex problems no one has attempted before.

When applied to problems such as command and control or computer-aided design applications, the 3240 system really pays off. You benefit from our user-alterable writable control store (another pioneering effort from us), which enables you to tailor your programs with microcode to suit your application needs. And there's more. You benefit from our separate FORTRAN VII globally optimizing compiler by getting assembly language execution speeds with the efficiency of high-level programming. Perkin-Elmer, 2 Crescent Place, Oceanport, NJ 07757

Name _____ Tel. _____

Title _____

Company _____

Street _____

City _____ State _____ Zip _____

Please have a salesman call.

E126

I need exceptional accuracy.

In such accuracy-critical applications as satellite or missile tracking, the 3240, with full 32-bit architecture, features a single- and double-precision Floating Point Processor with accuracy unsurpassed in the minicomputer industry. The accuracy of the 3240 hardware is also complemented by a state-of-the-art Math Function Library that is part of our industry-leading FORTRAN VII. Ask for details. Perkin-Elmer, 2 Crescent Place, Oceanport, NJ 07757

Name _____ Tel. _____

Title _____

Company _____

Street _____

City _____ State _____ Zip _____

Please have a salesman call.

E126

OR CALL 800-631-2154

In New Jersey (201) 229-6800

Digital phase meter is accurate to $\pm 1^\circ$

by Naveen J. Tangri
Indian Institute of Technology, Powai, Bombay, India

Performing measurements digitally, this meter determines the phase angle between two signals that can be separated by as much as 180° . The resolution of the measurement is $\pm 1^\circ$, independent of the shape or the amplitude of the waveforms under observation.

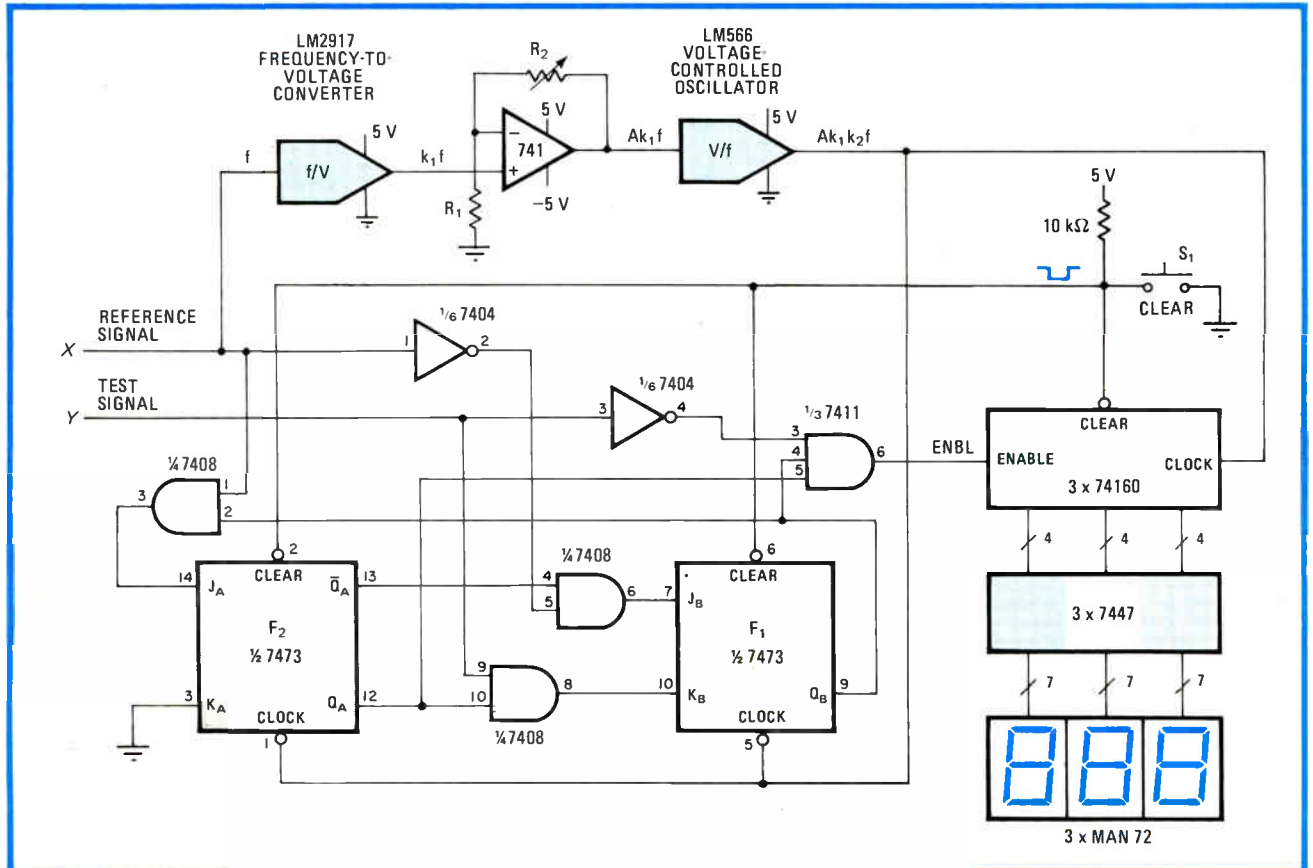
In this circuit, the leading edges of the reference (x) and test (y) signals are used to enable or disable, respectively, the counting of three cascaded 74160 binary-coded decimal counters. These counters are clocked at a much higher frequency than is present at the x or y inputs, and at a rate proportional to the reference frequency. Thus the number of clocked pulses that occur during the enabling time represents the phase delay of the test signal with respect to the reference.

As shown, the LM2917 frequency-to-voltage convert-

er, the 741 op amp, and the LM566 voltage-controlled oscillator convert reference signal x to a frequency equal to Ak_1k_2f , where k_1 and k_2 are the conversion constants of the 2917 and 566, A is the gain of the op-amp stage, and f is the incoming frequency. This signal serves to clock the 74160 counters.

When enabled, the counters advance once each $T_c = 1/Ak_1k_2f$ seconds. Thus the count reached after time Δt is $n = \Delta t/T_c = (\theta/\omega)(Ak_1k_2f)$, where θ is the phase difference between x and y , and ω is the radian frequency (note $\theta = \omega t$). Thus $n = k_3\theta$, where $k_3 = Ak_1k_2/2\pi$. But k_3 can be selected easily (by varying the gain of the op amp) to equal $180/\pi = 1$, so that $n = \theta$ in degrees.

The 7423 flip-flops and their associated logic generate the enable signal, which has a width equal to the phase difference between the x and y pulse trains. The rising edge of the enable pulse ENBL is generated at the first high-going transition of the x signal following a system clear, and the pulse falls on the arrival of the y signal. If the clear command occurs during the time the x signal is low, the J input of flip-flop F_1 is immediately brought high and F_1 is set upon the arrival of a clock pulse. When x goes high, F_2 is set, and the output of the 7411 NAND gate is brought to logic 1.



Count on delay. Phase meter finds angle between two signals to $\pm 1^\circ$. Number of pulses counted during enable time, which is determined by the interval between the rising edge of x and test signal y , represents the phase delay, in degrees.

When the y input moves high, pin 3 of the 7411 is brought low and F_1 is reset, also bringing ENBL low and deactivating the circuit until a system clear is again initiated. Meanwhile, the counters advance and their final value is presented to the 7447 drivers and displayed by the MAN 72 seven-segment displays.

If a system clear occurs while x is high, the process is similar. The fact that x may be high at this time has no effect on setting flip-flop F_2 because the Q output of F_1 is low. But F_1 will be set when x moves low, and the rising edge of x 's next pulse enables the setting of F_2 and the generation of the ENBL pulse as before. \square

Scope's autoslope sweeper captures recorded transients

by S. Manickavasagam and A. Pedar
National Aeronautical Laboratory, Bangalore, India

The sweep output of most digital recorders that store waveform transients is one of constant amplitude and slope, and if it is used for driving the X axis (time base) of an oscilloscope, the user may miss a portion of any long transient he wishes to display. In this circuit, the speed of the sweep is made to accord with any amount of data to be displayed, so that any portion of any transient can be fully displayed across the entire scope face.

To capture all of the transient on screen, the slope of the sawtooth generator driving the X axis is automatically adjusted to be inversely proportional to the number of recorder memory pages holding the data. The recorder's memory is partitioned into N pages. Thus, any portion of a stored transient is selected by setting the starting address (N_S) and ending address (N_E) of the

particular pages of interest by means of the recorder's front panel switches. As shown, the binary equivalent numbers of these addresses are presented to differential digital-to-analog converter D_1 - D_2 , which is in the feedback circuit of operational amplifier A_1 . As a result:

$$V_2 = V_{A1} - V_{A2} = (V_1/2^N)(N_E - N_S) \quad (1)$$

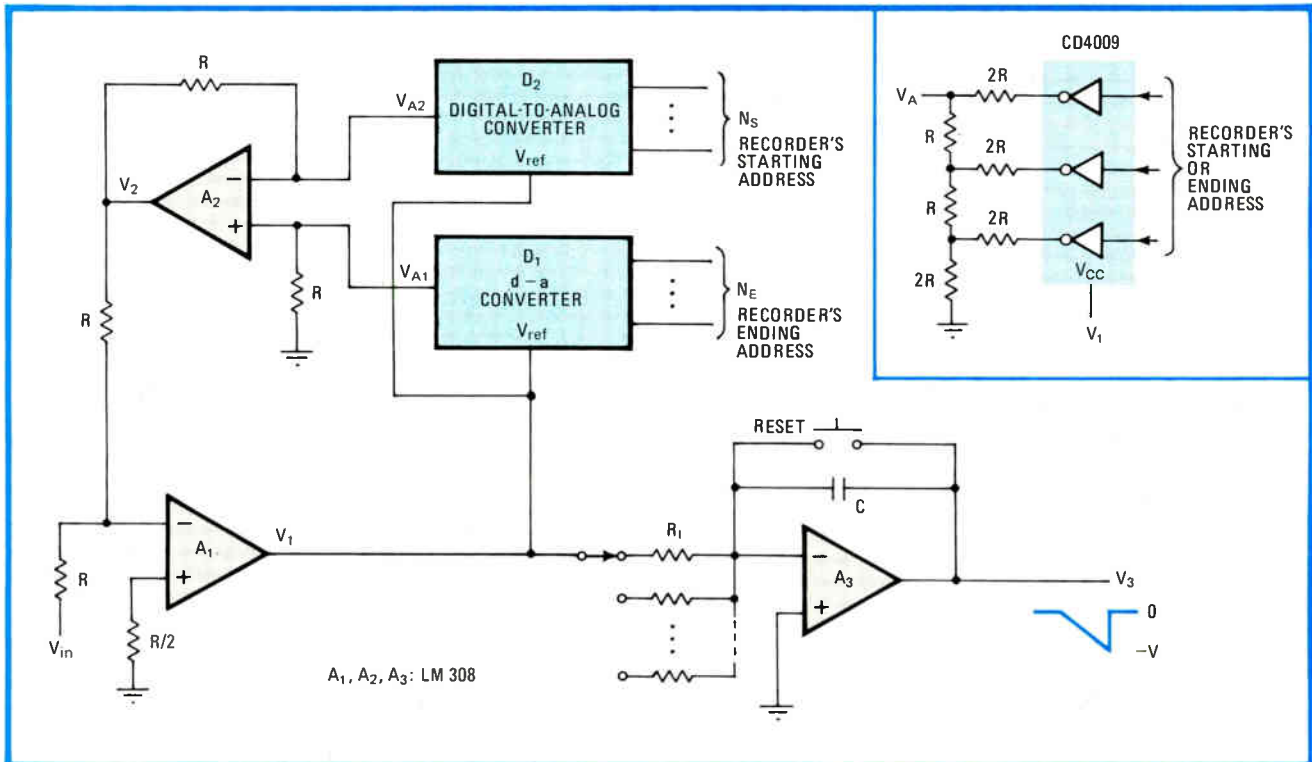
$$V_{in}/R = (V_1/2^N)(N_E - N_S)/R \quad (2)$$

$$-V_3 = (V_1/R_1C)(N_E - N_S) D_n T_R \quad (3)$$

where D_n is the number of data words in each page and T_R is the period of the recorder's read-rate clock.

Note from Eq. 3 that $-V_3 = V_1(N_E - N_S)K$ for a given read rate and that the magnitude of V_3 can be made constant if voltage V_1 is made inversely proportional to $(N_E - N_S)$, a necessary condition for displaying the desired portion of the transient irrespective of the number of pages selected. This last requirement is achieved by setting $V_{in} = 1/2^N$, as seen in Eq. 2.

Thus it is seen that the larger the number of memory locations to be displayed, the smaller V_1 becomes, and the longer it takes the output of integrator A_3 to reach V_3 before it needs to be reset by the push-button switch. The scope trace therefore takes a correspondingly longer time to traverse the screen.



Caught in time. Slope of sweep generator driving timebase of scope is made inversely proportional to portion of recorded waveform to be displayed, unlike recorder's sweep output, so that all transients can be observed. Voltage to integrator is determined by page length.

When you go big in flex circuits

Go right with Rogers.

If your usage of flexible circuits will be high volume, start your new project with a company that can deliver.


Rogers' unique in-house capability to meet demanding requirements for flexible laminates gives you a flying start on truly cost-effective flexible circuitry. Roll-to-roll processing in greatly expanded production facilities further contributes to economy.

Rogers has in-depth engineering support for your program and responds promptly to requests for application engineering assistance. One call to (602) 963-4584 will put you on the way toward uniformly reliable, high-volume flexible circuits.

Circuit Systems Group
Rogers Corporation
Chandler, Arizona 85224
(602) 963-4584

ROGERS

EUROPE: Mektron NV, Gent, Belgium JAPAN: Nippon Mektron, Tokyo
Circle 166 on reader service card



As mentioned previously, V_3 remains a constant for a given read rate. If the rate is changed, it is necessary to adjust the integrator's RC time constant through R_1 in order to keep V_3 's (maximum) value a constant.

In cases where only a few address lines must be

handled, a simple d-a converter will suffice. Shown in the upper right of the figure is such a converter, using a single 4009 complementary-MOS inverter and buffer and a complement of resistors that form a rudimentary R-2R network for resolving the analog output voltages. □

M6800 program performs cyclic redundancy checks

by S. V. Alekar
Lectrotek Co., Pune, India

Detecting bit errors using check-sums, this subroutine offers a simple way to perform a cyclic redundancy check on a serial data stream. The software approach is less cumbersome than its hardware counterpart, which requires a CRC generator and associated circuitry.

Written for the M6800 microprocessor, the subroutine implements the same algorithm used in Fairchild's 9401 CRC generator. In this algorithm, a 16-bit check word is generated and added to a check-sum value stored in memory for every byte transmitted (to a cassette tape, for instance). The final check sum for a given block of data is compared with the check sum produced by the algorithm when the data is called back into the system. The form of the check-word generated can be made to comply with several polynomial standards now widely accepted, including the CRC-16, CRC-16 reverse, CRC-CCITT, and CRC-CCITT reverse specifications.

The subroutine is called once for each byte transferred to or from the microprocessor and the input/output chips. The hexadecimal codes corresponding to the polynomial standard to be generated are loaded at locations HPLY and LPLY before the subroutine is called. For the CRC-16, 80_h is entered into HPLY and 05_h is entered into LPLY; for CRC-16 reverse, 40_h and 03_h, respectively, are entered; for CRC-CCITT 10_h and 21_h, respectively; and for CRC-CCITT reverse, 08_h and 11_h, respectively. The data byte being transferred is stored at location DATA. Locations HCHK and LCHK store the higher and lower bytes, respectively, of the check word. These two locations are cleared before the subroutine is called. The user must add the check words in an external location to form the check sum.


The execution time required to handle one byte of data is 544 machine cycles. The M6800's cycle time is 0.5 microsecond, so that the maximum data rate that can be transferred will be about 14 kilobauds. In practice, however, the M6800 will not be dedicated to the redundancy-check task, but the microprocessor can be expected to handle a standard transmission rate of 9,600 bauds with ease in most cases. □

Engineer's notebook is a regular feature in *Electronics*. We invite readers to submit original design shortcuts, calculation aids, measurement and test techniques, and other ideas for saving engineering time or cost. We'll pay \$50 for each item published.

M6800 CRC ALGORITHM

Location	Label	Op code	Operand	Comments
2000		LDX	DATA	Load register
2003		LDA A	08H	
2005		STA A	CNT	Store bit count as 08
2007	LOOP	LDA A	HCHK	} Exclusive-OR most significant bit of data and MSB of partial checkword: Put result in carry bit
2009		EOR A	DATA	
200B		ROL A		} Exclusive-OR partial check word and polynomial
200C		LDA A	HPLY	
200E		LDA B	LPLY	
2010		EOR A	HCHK	
2012		EOR B	LCHK	} Shift checkword left and put carry bit in least significant bit
2014		ROL B		
2015		ROL A		} Store partial checkword
2016		STA A	HCHK	
2018		STA B	LCHK	} Shift data left
201A		ASL	DATA	
201C		DEC	CNT	} Check for bit count
201E		BNE	LOOP	
2020		RTS		Return
2021	DATA			Stores data byte
2022	HPLY			} Polynomial
2023	LPLY			
2024	HCHK			} Checkword
2025	LCHK			
2026	CNT			
				Count

How to find the hidden expenses in buying an ATE system before they find you.





GenRad's in-circuit test systems employ a simple SCRATCHPROBING™ technique to quickly pinpoint faults—cutting labor costs up to \$50 a board.

The secret is to know what to look for.

Take digital in-circuit test systems, for example. Most of them cost roughly the same to buy as GenRad's.

But they don't cost the same in the long run. Far from it.

That's because only GenRad's test systems can easily differentiate between an interconnect failure and a faulty device. So you can pinpoint the problem to its exact location in seconds—not minutes. That cuts repair time and

labor costs dramatically. And saves you as much as \$50 a board.

Looking for a functional tester? Watch out for the set-up costs. They can really set you back. The answer? GenRad's functional testers. They run on our unique CAPS Interactive Test Generation system, with a library of over 1,000 complex devices. As a result, your programming time and set-up costs are reduced substantially. Often by \$100,000 or more.

Finding the hidden expenses in IC testing is easier. Basically, the problem is paying for a big test system with lots of diagnostic and programming capability that you'll never need. GenRad's solution is to give you the capabilities you really want—for one-fourth the price.



GenRad digital IC test systems offer you big system capabilities—including MSI and LSI testing—at one-quarter the big system price.

Shopping for a microprocessor development system? Then make sure you pay special attention to the emulation package. If it only operates at one-half speed, it may not catch a problem till you've reached the production stage. And that's expensive.

To detect every bug as early (and cheaply) as possible, you need a full-speed emulator. And we don't have to tell you who makes the only one in the industry.

Finally, there's field testing, where the biggest expense is spare board inventory. Turnaround time on a bad board can run 3 to 15 months. And tie up 5 to 10% of your gross sales.

GenRad's answer is a functional field tester that's small and inexpensive enough for any field office or depot. It cuts turnaround time to 5 minutes or less. And that can save you millions in financing alone.

So before the hidden expenses in ATE equipment find you, you ought to find out more about us.

For complete details, write GenRad, Concord, MA 01742.



GenRad's functional field tester lets you diagnose and repair bad boards in the field, reducing spare board inventory that can tie-up 5 to 10% of your gross sales.



Kit for TRS-80 simplifies keyboard modification

Although much documentation abounds on adding a lowercase and control-key option to the popular Radio Shack TRS-80 microcomputer, things can get a bit sticky for the user who has never tried dismantling such a system to perform the modification. Finding all the right parts is not easy, either. Happily, there's now **a kit that includes everything needed**—wire, solder, control key, 2102 memory chip, slide switch, and mounting hardware, plus detailed and complete instructions. Documented by Leah O'Connor, Chicago, and distributed by Emmanuel B. Garcia Associates, 3950 N. Lake Shore Drive, Rm. 2310, Chicago, Ill. 60613, the kit costs only \$19.95. Dealer discounts are available on quantity orders.

Interchanging ports adds versatility to multiplying d-a units

Many popular multiplying digital-to-analog converters such as the AD7523 or the DAC331 are operated such that their current-port outputs swing the device's outboard operational amplifier from either 0 to $-V_{ref}(1-2^{-N})$ in unipolar operation or from V_{ref} to $-V_{ref}(1-2^{-(N-1)})$ in bipolar operation, where V_{ref} is the reference voltage determined by the user and N is the resolution of the converter in bits. But in many cases a swing from V_{ref} to a second reference voltage, V_{ref}' , is desired; fortunately, this can be easily achieved if the converter's input and output ports are simply interchanged, notes Noel Boutin of the University of Sherbrooke, Quebec, Canada.

Driving the aforementioned current ports of the converter by each corresponding reference and using the V_{ref} port as an output does the trick. Although the unit's R-2R ladder network now operates in a voltage rather than a current mode, resulting in a small nonlinearity in the d-a conversion, in many cases the increase in versatility obtained will be well worth it, Boutin says. With this configuration, the limits of the swing are $V_{ref}(1-2^{-N})$ to $V_{ref}'(1-2^{-N})$.

C-MOS op amp builds ultrastable RC oscillator

Malcolm McWhorter, professor of electrical engineering at Stanford University, Stanford, Calif., offers a simple solution to the problem of reducing the effects of supply and temperature variations on the low-frequency output of an RC oscillator. He notes that the low input-offset voltage of the CA3130 complementary-MOS operational amplifier and its ability to switch between ground and its supply voltage without introducing a substantial temperature-dependent voltage drop makes it an ideal source for an RC oscillator whose stability exceeds that of any conventional design. Utilizing a simple configuration, McWhorter claims a stability of 22 ppm/°C, virtually equal to that of the RC combination alone. **The circuit exceeds the stability of a typical 555 timer circuit by 90 times for a supply variation of 10 to 16 v.**


McWhorter connects a series RC network between the output of the op amp and ground, with its junction connected to the (-) input. A two-resistor voltage divider placed between V_{cc} and ground develops a switching reference voltage for the (+) input, with the circuit's switching points partially controlled by a feedback resistor between the output of the op amp and its (+) input. The frequency of the oscillator is $f = 1/RC$. The divider resistors and feedback resistor R_1 can be arbitrarily selected for 220 k Ω , and 330 k Ω , respectively. Either R or R_1 can be varied to change the frequency without affecting its square-wave symmetry.

-Vincent Biancomano

THE DSD 440. TOTAL DEC® RX02 COMPATIBILITY,

30-Day
Delivery

30-Day
Delivery



AND MORE.

The DSD 440 is the only alternative to the DEC RX02 that's 100% software, hardware and media compatible with LSI-11, PDP®-11 and PDP-8 computers, including those with extended memory. It can be configured as an RX02 for DEC double density or IBM 3740 single density recording, or as an RX01 for backward operating system compatibility.

MORE

A 512-byte hardware bootstrap is built into all PDP-11 and LSI-11 interfaces. It loads system software automatically from either single or double density diskettes. Extensive self-testing is DIP-switch selectable with the "Hyperdiagnostics" that run without being connected to a computer. The low profile 5 1/4-inch DSD 440 features write protection and diskette formatting.

FASTER

The optimized DSD 440 microcode increases system throughput when using the RT-11 foreground/background monitor. In particular, the DSD 440 with an LSI-11 runs fill and empty buffer operations 20% faster than an RX02.

FOR LESS

The DSD 440 is the RX02 compatible flexible disk system that combines high performance and advanced features with fast delivery... at a lower price. For further information, call or write Data Systems Design today. A data sheet and price list will be forwarded to you immediately.

© Trademark of Digital Equipment Corporation

Data Systems

Data Systems Design, Inc.
3130 Coronado Drive,
Santa Clara, CA 95051
(408) 249-9353
TWX 910-338-0249

Eastern Regional Sales:
(617) 329-5730
TWX 710-348-0563

Compare our microprocessor design support with anyone's:

	72 hour Burned-in Reliability.		Factory Configured and Tested.		On-Site Installation.		On-Site Local Service.		Extensive Design Workshops.		Total Development Support.	
	Tek's	Theirs	Tek's	Theirs	Tek's	Theirs	Tek's	Theirs	Tek's	Theirs	Tek's	Theirs
8080A	✓		✓		✓		✓		✓		✓	
8085A	✓		✓		✓		✓		✓		✓	
8049	✓		✓		✓		✓		✓		✓	
8039	✓		✓		✓		✓		✓		✓	
8039-6	✓		✓		✓		✓		✓		✓	
8035	✓		✓		✓		✓		✓		✓	
8021	✓		✓		✓		✓		✓		✓	
8048	✓		✓		✓		✓		✓		✓	
6802	✓		✓		✓		✓		✓		✓	
6800	✓		✓		✓		✓		✓		✓	
F8	✓		✓		✓		✓		✓		✓	
3870	✓		✓		✓		✓		✓		✓	
3872	✓		✓		✓		✓		✓		✓	
Z80A	✓		✓		✓		✓		✓		✓	
TMS9900	✓		✓		✓		✓		✓		✓	
SBP9900*	✓		✓		✓		✓		✓		✓	
1802	✓		✓		✓		✓		✓		✓	

*Contact your MDL Sales Specialist for a quotation.

You'll find there's really no comparison.



Tektronix Microprocessor Development Labs offer the broadest range of quality multiple-microprocessor support available today. Tektronix won't lock you into one microprocessor family or vendor. Plus, every Tektronix MDL is backed with over 30 years of design experience. We test our Development Labs thoroughly to ensure maximum performance and reliability. Each one provides complete development capability and the Tektronix commitment that guarantees you'll keep abreast of the fast-paced microprocessor technology.

72 Hour Burned-in Reliability.

Every Microprocessor Development Lab shipped from Tektronix has been burned in at elevated temperatures for 72 hours.

**Tektronix
microprocessor
development labs.**

**Designed by
people on your side
of the bench.**

Factory Configured and Tested.

Your system is configured at the factory, then checked and doublechecked against your requirements and our specifications.

On-Site Installation.

Tektronix can send a trained technician to your company to install your Microprocessor Development Lab. You don't have to worry about getting the system running, since it will be set up and ready to work when you are.

Tektronix' full on-site warranty covers any system maintenance or part replacement for three months. Your new MDL is guaranteed to perform at top efficiency from the minute it's installed.

Service Like Nobody's Business.

Tektronix offers localized support in the largest network of MDL service centers throughout the United States and the world. You'll get fast on-site service, without waiting weeks for parts or repairs.

What's more, Tektronix will train your service personnel in system maintenance and troubleshooting. Two-week courses are offered at various service centers.

Week Long Design Workshops.

Tektronix also offers workshops that give your design personnel intensive, practical, results-oriented training. Request the courses that best suit your needs: The Microprocessor Design Workshop, Microprocessor Design Lab Operations Workshop, or the High-Level Language Software Design Workshop.

Your personnel can enroll in regularly scheduled sessions or Tektronix can schedule one or all of these workshops at any field location. Or even at your company.

Full Software and Hardware Support.

Once your MDL has been put in place, you have total development capabilities at your fingertips. Everything essential to software and hardware design is there when you need it—from our Modular Development Language (MDL/ μ), macro relocatable assemblers, text editor and debugging software to full in-circuit emulation and real-time prototype analysis.

Send for our free Systems Comparison Chart and compare our Microprocessor Development Lab with anyone's. You'll choose Tektronix because of our unmatched breadth of support, quality and reliability. So don't lock yourself into one microprocessor vendor when in all ways—performance, service and training support—Tektronix is your best choice.

Contact your local Tektronix Sales Office, or write:

Tektronix, Inc.
P.O. Box 1700
Beaverton, OR 97075

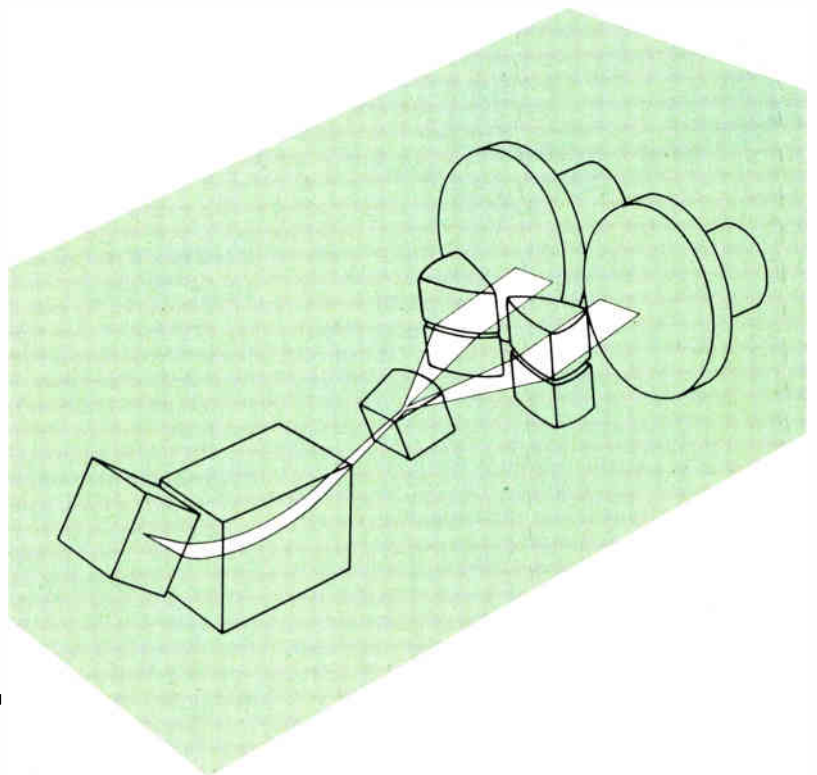
In Europe:
Tektronix International, Inc.
1180 AV Amstelveen
Amsterdam
The Netherlands

For immediate action, dial toll-free 1-800-547-1512.

Or in Oregon call collect, (503) 644-9051.

Tektronix
COMMITTED TO EXCELLENCE

now! COST EFFECTIVE HIGH DOSE LEVEL ION IMPLANTATION



Extrion High Current Ion Implanter Processes up to 290 100 mm wafers/hr at $5 \times 10^{15} \text{ As}^+/\text{cm}^2$.

The new Extrion Model 80-10 is a high-throughput production system designed for predeposition. The system produces beam currents in excess of 10 mA As^+ , P^+ and 5 mA B^+ . Maximum implant energy is 80 keV.

A unique dual end station maximizes wafer throughput. A neutral trap eliminates low energy contamination generated in the beam line.

Call or write Extrion, the world leader in ion implantation, for full specifications. Varian Extrion Division, Gloucester, MA, 01930, (617) 281-2000. Varian GmbH, Stuttgart-Vaihingen, W. Germany, (0711) 73 20 28; Tokyo Electron Ltd., Tokyo 160, Japan, (03) 343-4411.

Dose As^+/cm^2	Throughput (max) 100 mm Wafers/hr
5×10^{15}	290
1×10^{16}	170
2×10^{16}	85



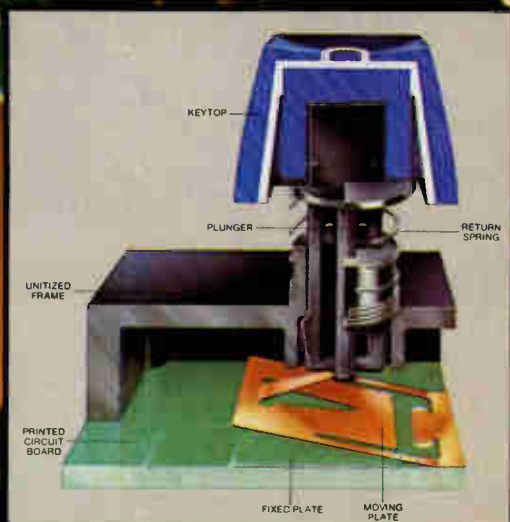
Superior Performance, Longer Life.

The key to our Golden Touch[®] capacitive keyboard is our patented, hinged-moving-plate design. This unique feature gives our keyswitch greater capacitance, and that makes it virtually impervious to dust, debris and electrical noise. And that means better performance. It also means longer life — an MCBF rated at 250 million operations. That's why we guarantee a 1% AQL and give a two-year warranty. We design the Golden Touch exclusively for volume OEMs, so practically any combination of options, circuitry and configuration can be built-in.

And with all this, the price is highly competitive. To learn more, just fill in the coupon or attach your card to this ad and mail it back to us.

DIGITRAN

The Digitran Company, a division of Becton, Dickinson and Company
855 South Arroyo Parkway • Pasadena, California 91105
Phone: (213) 449-3110 • TWX 910-588-3794



Keyboard Product Manager • The Digitran Company
855 S. Arroyo Parkway • Pasadena, CA 91105

Please send brochure on Golden Touch[®] keyboard.

Name

Title

Company

Street Address

City State Zip

“Eveready” miniature batteries belong...

HERE

AND HERE

AND HERE

AND HERE

“Eveready” is the world leader in the development, design, production and sales of quality miniature batteries. As “Eveready,” “UCAR” and Sony/Eveready we service the world with a full line of dependable, reliable, miniature batteries.

So where in the world do “Eveready” miniature batteries belong? In your products, that’s where!



**UNION
CARBIDE**

“Eveready” and “UCAR” are registered trade marks of UNION CARBIDE CORPORATION, BATTERY PRODUCTS DIVISION, 270 Park Avenue, New York, New York 10017

IC combines optical sensor, trigger

Optical detector chip puts a voltage regulator, a Schmitt trigger, a differential amplifier, and a photodiode on the same substrate

by Wesley R. Iversen, Dallas bureau manager

Using optoelectronic components will become easier as manufacturers increasingly move to integrate associated circuitry functions on the optical-device chips. A prime example of that trend is the SDP8600, an opto-Schmitt detector IC from Spectronics, the Richardson, Texas-based division of Honeywell Inc.

Designed for use in optical sensing applications in combination with an infrared emitter, the 8600 represents a step down the road toward integration of optical components. In the 8600, Spectronics' engineers have put a voltage regulator, a light-sensitive photodiode, a Schmitt trigger, a differential amplifier, and various other conditioning circuitry functions all on the same chip. The result is a bipolar IC that replaces a small printed-circuit board of discrete components and offers compatibility with a range of standard logic families—from TTL to complementary-MOS. Improved noise immunity also comes in the bargain, Spectronics officials say.

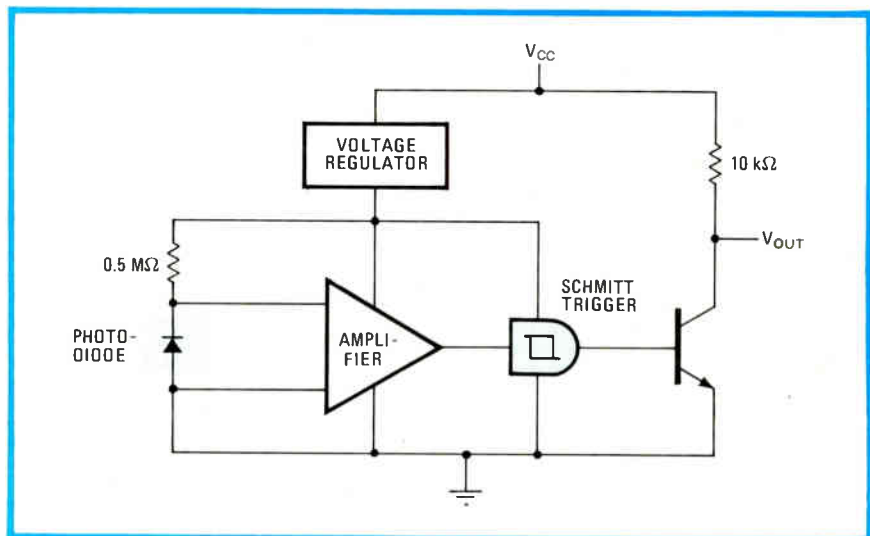
To be available in March for \$2.95 in 1,000-unit quantities, the 8600 is actually no bargain initially—if viewed exclusively in terms of discrete component replacement cost. A system designer could probably assemble a discrete implementation that would perform the same optical switching function as the 8600 for around \$3, says Jim Oursler, Spectronics product marketing manager. But high-volume production has the potential to drive the 8600 price to as low as 50¢ within the next three years.

Expected 8600 applications include replacement of discrete and hybrid phototransistor-array pack-

ages currently used to sense motion when passing objects break the infrared beam coming from a nearby array of LEDs. Such assemblies typically provide sensing inputs to a microprocessor in applications ranging from computer peripherals to toys to automotive cruise-control systems. In addition, Spectronics chief scientist J. R. Biard notes that the improved noise immunity, smaller function size, and eventual reduced cost offered by the 8600 may help opto-electronics penetrate

new market areas.

The plastic-packaged 8600 is a successor to the SD5600, a lower-performance device that represents Spectronics' first pass at integrating the opto-Schmitt detector functions on one chip. The 5600 is offered in a TO-46 dome-lensed metal can, which pushes the price up to \$5.85 in 1,000-piece quantities. Oursler notes that the 5600, which reached the sampling stage about 60 days ago, can be used as a breadboard vehicle for designers contemplating use of



New products

With .5% basic DCV accuracy and five full functions that are all easy to use, the 130 has more than enough capability for you, but avoids flashy—and expensive—frills.

With a thick, .100" (2.5mm) high strength, impact resistant case, the 130 is a rugged, hard-working DMM designed to knock around in the real world. The 0.6" high digit display is shock mounted. The display window is tough, scratch resistant, polycarbonate plastic. The easy-to-read faceplate is printed under the plastic overlay so the legends can't scratch or wear off.

Pick our pocket. Besides being fully overload protected, the 130's color-coded faceplate and rotary selection switches for range and function help avoid accidental overloads.

The fuse and battery each have a separate, externally accessible compartment with a simple, snap-tight cover. And the 130 is convenient to use in or out of its optional carrying case.

The 130 is 5 times more accurate than analog VOMs, offers 10M Ω input impedance and features 10A capability. With accessories the 130 is capable of measuring 40KV, 200A and voltages up to 700 MHz.

Once you get your hands on a 130, you'll find it's not only a precision instrument—it's also the right tool for your job. Not too much. Not too little. Just right. The 130 costs \$99.

Contact your local Keithley distributor or representative.

KEITHLEY

Keithley Instruments, Inc.
28775 Aurora Road/Cleveland, Ohio 44139/(216) 248-0400/Telex: 98-5469
Keithley Instruments, GmbH
Heiglhofstrasse 5/D-8000 München 70/(089)714-40-65/Telex: (841) 5212160
Keithley Instruments Ltd.
1, Boulton Road/GB-Reading, Berkshire RG2 ONL/(0734) 86-12-87/Telex: (851) 847047
Keithley Instruments, SARL
44, Rue Anatole France/F-91121 Palaiseau Cedex/(01) 014-22-06/Telex: (842) 204188

the 8600, which may be brought in later on in the design process.

A look at 8600 specifications reveal significant improvements over the 5600. Typical propagation delay time at 25°C, for example, is reduced from 100 μ s for the 5600 to 10 μ s for the 8600. Likewise, output rise and fall times have been halved, from 100 ns to 50 ns. Additionally, maximum clock frequency was improved twentyfold from 5 kHz on the 5600 to the 100-kHz rate specified for the 8600.

A good portion of the 8600's improved performance is traceable to an implanted-resistor process used in its fabrication, Biard says. This new process makes possible a smaller chip and the use of a substrate photodiode as a substitute for the phototransistor employed as the optical element in the 5600. In part because of its smaller junction area, the 8600 photodiode has a smaller capacitance associated with it and can thus operate significantly faster than the phototransistor, which is confined to the epitaxial layer in the 5600, Biard says. In addition, the photodiode has an acceptable response over a wider range of infrared wavelengths. This permits the 8600 to be used with a wider variety of emitter devices operating at wavelengths of up to 9,300 Å.

The voltage regulator used in the 8600 also operates over a wider range than does the regulator used on the 5600, enabling the 8600 to accept a supply voltage ranging from 4.5 v to 16 v. The circuit's design is such that the 8600's output swings with the level of the supply voltage, notes Spectronics senior principal engineer Ben R. Elmer. Consequently, the 8600 output is compatible with whatever logic family is being used, be it complementary-MOS with a 15-v supply or TTL requiring 5 v. In some applications, Elmer adds, the 8600's single-supply operation can save money compared with a discrete implementation, which often requires that designers use more than one power supply.


Spectronics, 830 East Arapaho Rd, Richardson, Texas 75081. Phone (214) 234-4271 [411]



Beckman breaks the cost barrier in thin-film networks.

Now you can get the precision performance of thin-film networks at the low cost of metal-films. Our large volume production and extensive experience in resistor networks makes this low cost possible.

Our 14- and 16-pin DIP's, models 699 and 698, with their close ratio matching and exceptional temperature tracking, have the high performance of matched resistor sets, yet the per resistor price of individual discretés.



Using Beckman thin-film resistor networks results in more savings than just their direct cost, however. You also reduce component count, assembly costs and inventory levels.

Finally, thin-film networks can ease your reliability worries with their long-term accuracy and temperature stability. Whether you're using wirewound or metal-film resistors, Beckman's thin-film networks offer you a superior alternative.

In both performance and cost.

Call your local Beckman representative today, or write: Network Products Operations,

Beckman Instruments, Inc., 2500 Harbor Blvd., Fullerton, CA 92634. In Europe write: Beckman Instruments (Belgium) S.A., 14, Avenue Hamoir, 1180 Bruxelles, Belgium. Telex: 23577

- Low cost... comparable to metal-film discrete resistors.
- 1% to 0.1% resistor tolerances available.
- 0.1% ratio accuracy.
- ± 50 P/10⁶/°C tempco for improved environmental stability.
- ± 5 P/10⁶/°C tracking.
- Saves cost in manufacturing, stocking and inspection.

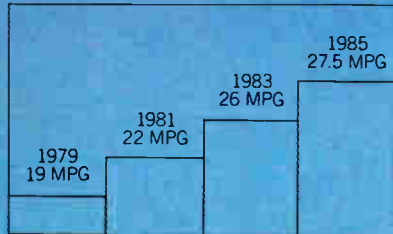
Design Beckman thin-film in.
Design problems out.

BECKMAN

Circle 179 on reader service card

MOTOROLA HELPS STRETCH GAS MILEAGE

Automotive manufacturers are caught between a rock and a hard place. They are obliged not only to reduce fuel consumption, but also, at the same



Government mandated Corporate Average Fuel Economy (CAFE) standards. Source: NHTSA

time, to reduce harmful exhaust gas emissions. And these objectives seem to be mutually exclusive.

An engine whose carburetor and spark timing are

adjusted to give high mileage tends to produce unacceptable levels of pollution. The same engine, adjusted for low pollution levels, uses more gas and gives disappointing performance.

The trick is to burn exactly the right amount of fuel at exactly the right moment. But what is "right" depends on a whole complex of constantly changing factors, including terrain, engine and air temperature, barometric pressure, and the load and speed of the car.

It would take a genius to juggle all those factors. Fortunately, Motorola has been working on the problem for some time, and has in fact

produced just such a genius.

ELECTRONIC ENGINE MANAGER.

It's an electronic engine-management system, controlled by a microcomputer that thinks like a first-rate automobile mechanic. It lives inside the car, and because it can make a million calculations each second, it can automatically regulate carburetion, spark timing, and the recirculation of exhaust gases through the engine. It makes all these adjustments continuously, so you get as much performance with as little pollution as possible, whatever the driving conditions are at that particular moment.

It's a real computer in



BY MAKING ENGINES THINK.

miniature, with a memory and the ability to manipulate what it learns in terms of what it already knows. It works so well that car and heavy-duty-equipment manufacturers in America and Europe plan to use it, some as early as the 1980 model year.

IMPOSSIBLE WITHOUT ELECTRONICS.

Such precise, continuous engine management would be impossible without the integrated circuit, an electronic microcosm that contains the equivalent of twelve thousand transistors and measures about 5mm square. These small miracles are the central nervous system of Motorola's electronic engine-management system,

and they're a remarkable but not unique demonstration of the kinds of things Motorola is doing with microelectronics today.



A microcomputer, drawn larger than life.

IMAGINATIVE ELECTRONICS.

Motorola is not only one of the world's largest manufacturers dedicated exclusively to electronics, but also one of its foremost designers of custom and standard semiconductors.

We've come a long way from the time when we put radios into cars fifty years ago, and TV sets into America's living rooms. Now we make hundreds of

models of two-way radios, and we no longer make home TV sets here at all.

We make microelectronics carry telephone services to places where there are no phone lines. Transmit electrocardiograms and voice messages simultaneously from the scene of an accident to a nearby hospital. Help the energy industries develop the resources of the earth, the sea and the sun.

And we help make automobile engines think about how they use precious fuel.



MOTOROLA

Making electronics history since 1928.


Circle 181 on reader service card



For further information, write Public Affairs Office, Corporate Offices, Motorola, Inc., 1303 E. Algonquin Road, Schaumburg, Illinois 60196.

Motorola and M

Can your sales engineer be here



tomorrow?

When it's TRW, the answer is yes.

When you consider that TRW has over 250 people in more than 50 sales offices nationwide, with factory engineering and marketing staffs to help them, you can understand how we can make that statement.

TRW recognizes that service, before and after the sale, is as important as consistent quality and competitive prices. When you need help, or an answer in a hurry,

we'll get it to you.

When you want "yes" for an answer, call your TRW distributor, TRW/ECD sales office or Renfrew Electronics in Canada.

You'll find them listed in EEM, Gold Book, Electronics Buyers' Guide, Who's Who in Electronics, the Electronics Industry Telephone Directory and the Electronic Buyers' Handbook.

TRW CAPACITORS
TRW CINCH CONNECTORS
TRW CINCH-GRAPIK
TRW CINCH-MONADNOCK
TRW ELECTRONIC FUNCTIONS
TRW GLOBE MOTORS
TRW HOLYOKE WIRE & CABLE


TRW INDUCTIVE PRODUCTS
TRW IRC NETWORKS
TRW IRC RESISTORS
TRW LSI PRODUCTS
TRW OPTRON
TRW POWER SEMICONDUCTORS
TRW RF SEMICONDUCTORS

TRW ELECTRONIC COMPONENTS

DIVISIONS OF TRW INC.

Aromat SE Amber Relays... a pure product of "relay efficiency."

Relay efficiency(η) = $\frac{\text{The sum of all contacts' switching capacity (VA)}}{\text{Operating power(W) x Volume(cm}^3\text{)}}$



A breakthrough in relay efficiency.

The SE Amber relay's key to higher efficiency lies in greater miniaturization coupled with high reliability and greater switching capacity.

- **High sensitivity in small size.**

$$\left[\frac{\text{Operating power (W)}}{\text{Volume (cm}^3\text{)}} \right]$$

The SE Amber relay's 4-gap balanced armature delivers a highly efficient polarized magnetic circuit—sensitive enough to be driven directly by an IC, in a space 28L x 12W x 10H mm.

Sensitivity

Pick-up power	100 mW
Nominal operating power	200 mW

Dimensions

Volume	28L x 12W x 10H mm 1.102 x .472 x .394 inch
Header area	336mm ² 521 inch ²
Height	10mm .394 inch

- **Wide switching range.**

$$\left[\frac{\text{The sum of all contacts' switching capacity (VA)}}{\text{}} \right]$$

Switching is possible from 100 μ A 100mV DC to 4A 250V AC, thanks to the 4-gap balanced armature system and special multi-layer clad contacts. A single SE relay can handle maximum and minimum switching simultaneously.

- **High reliability and long life.**

The balanced armature system with permanent magnets gives larger contact pressure. Bifurcated

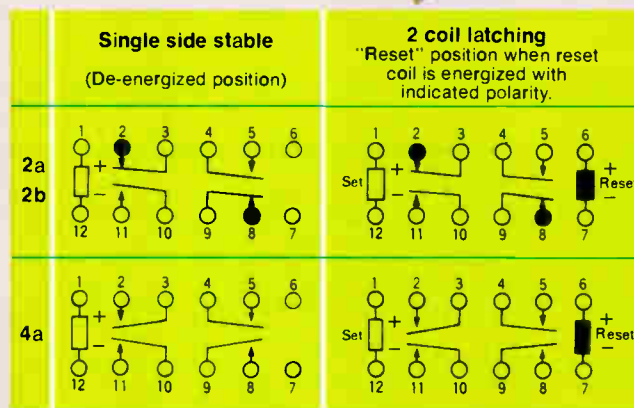
contacts and lower contact bounce add to contact reliability and expected contact life.

- **Amber design and construction.**

Designed for automatic wave soldering and cleaning, the sealed SE Amber relay performs reliably under conditions where hydrogen sulfide, silicone and ammonia fumes prevail.

- **High vibration/shock resistance.**

The balanced rotating armature provides great resistance to shock and vibration. Vibration resistance: 10 to 55G (amplitude: 3mm) Shock resistance: 50G (11 msec.).



- **Varied contact arrangement.**

SE relays are available with bifurcated contacts in 2a2b and 4a contact arrangements.

- **Multiple latching.**

2-coil latching types are available, in addition to single side stable types.

Since SE relays have a latching capability with multiple contacts, one contact can control the circuit while the other can switch the load simultaneously.

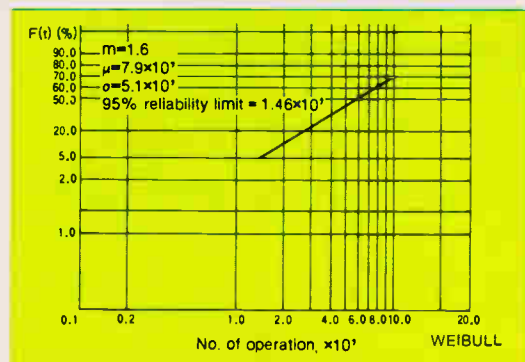
- **Low thermal electromotive force.**

Because the SE relay has completely separate coil and contact chamber areas, extremely low thermal electromotive forces are possible.

- **Dual in-line package arrangement.**

This 2-track terminal arrangement allows easier component insertion, easier layout and identification of terminal locations, and simpler in-line checking.

Contact reliability Test condition: DC1V/1mA, 4 contacts in series Detection level 10 Ω Sample: S4E-24V Q'ty = 10



Relays for
Advanced Technology



Aromat

Member of Matsushita Group

Contact Your Aromat Representative or Distributor Today.

Aromat Corporation:
250 Sheffield Street
Mountainside, NJ 07092
(201) 232-4260

Mid-Western Office:
311 Lively Blvd.
Suite 1
Elk Grove Village, IL 60007
(312) 593-8535

Western Office:
10400 North Tantau Avenue
Cupertino, CA 95014
(408) 446-5000

Circle 185 on reader service card

Microcomputer grants wishes

Single-chip 8-bit unit boasts 32 kilobits of ROM, a 128-byte scratchpad, two 8-byte register banks, and an internal clock generator

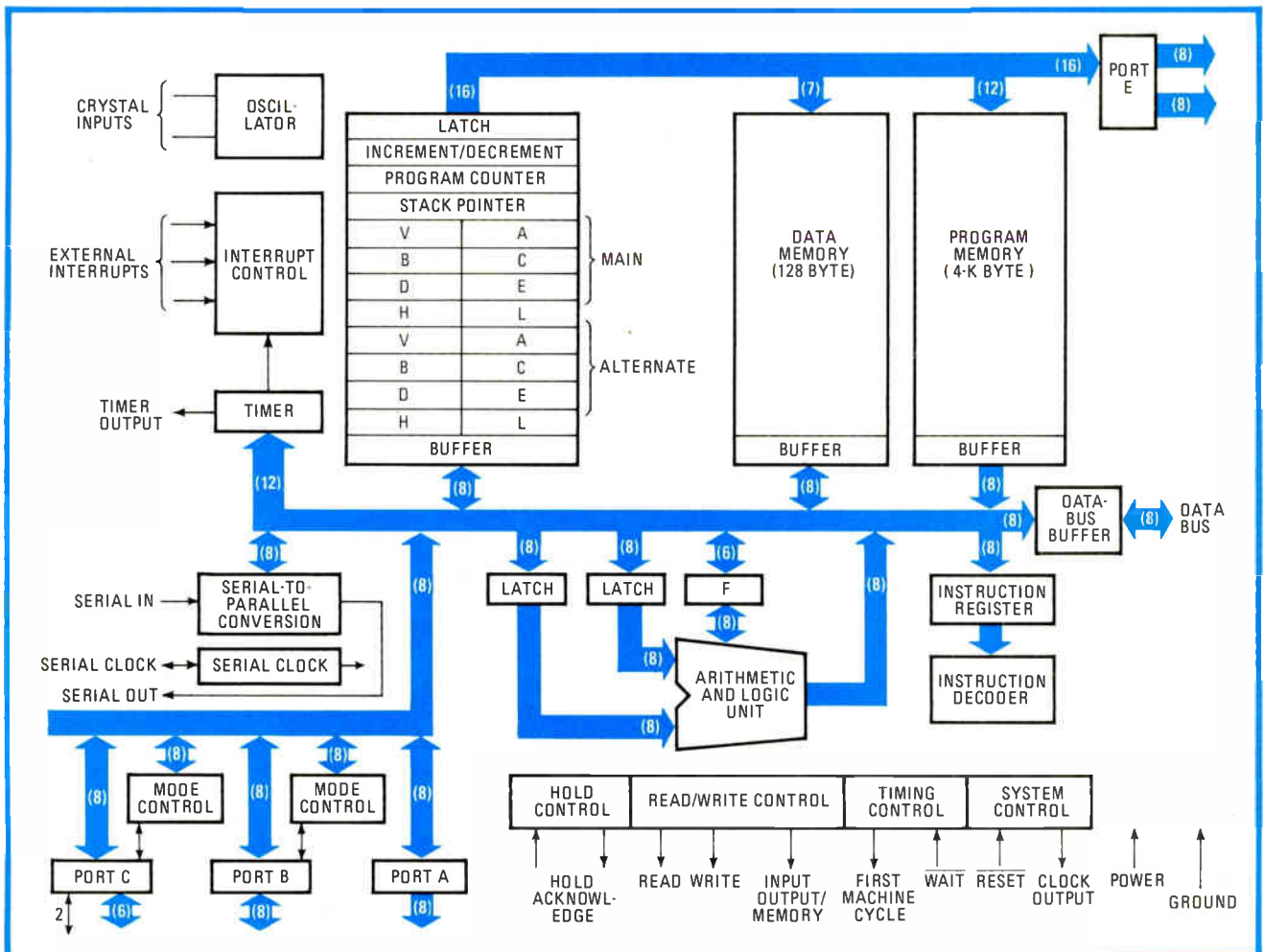
by John G. Posa, Solid State Editor

Single-chip microcomputers answering designers' needs for more power come along infrequently. So the 8-bit μ PD7801, produced in Japan by Nippon Electric Co., will be welcomed because it is "probably the most powerful single-chip microcomputer yet announced," to quote Dwain Aidala, product manager for NEC Microcomputers Inc., the Wellesley, Mass., company that will be

distributing the device in the U.S. The 7801 is a wish-chip; that is, it is for those designers who wish their present microcomputer had more internal registers and memory, more input and output lines, and the ability to address external devices.

Aladdin's chip. With the 7801 those three wishes are more than granted. No currently available single-chip microcomputer has more

read-only memory than its 32 kilobits. In addition, other on-chip storage includes a 128-byte random-access scratchpad and two 8-byte register banks. To reduce system package count, the 7801 further incorporates both an internal clock generator, which can support a 2- μ s cycle time, and a 12-bit counter/timer, which the designer is able to program to count from 4 μ s to 16



Facts from Fluke on low-cost DMM's

Our new 4½-digit bench/portable: You've never seen anything like it.

Take a close look at the face of this instrument. Notice anything new? If you just realized you've never seen *words* on a low-cost DMM display before, you're on the right track.

This is the new 8050A from Fluke, the *lowest* priced 4½-digit multimeter available that uses microprocessor technology.

The legends on the LCD are clues to what makes the 8050A unique.

dB: You're right. The 8050A delivers direct readouts in dBm, referenced to any of 16 impedances. Use the "REF Z" button to scroll through the memory and locate the zero dBm reference you need,

then set it and forget it. No more tedious calculations or conversions.


REL: For relative references in the dB mode or offset measurements in all other functions. Lets you store any input as a zero value against which all others are automatically displayed as the difference. Another timesaving convenience.

HV: Just a reminder when your input is over 40V, so you won't forget about safety while in the dB or relative modes.

Of course there's much more to the

8050A. True RMS measurements to 50 kHz. Conductance for measuring resistance to 100,000 Megohms and leakage in capacitors, pcb's, cables and insulators. Diode test, 0.03% basic dc accuracy and full input protection. Plus a large family of accessories. Just \$329 U.S.

For all the facts on the versatility and value of the new 8050A, call toll free **800-426-0361**; use the coupon below; or contact your Fluke stocking distributor, sales office or representative.



IN THE U.S. AND NON-EUROPEAN COUNTRIES:

John Fluke Mfg. Co., Inc.
P.O. Box 43210 MS#2B
Mountlake Terrace, WA 98043
(206) 774-2481
Telex: 32-0013

IN EUROPE:

Fluke (Holland) B. V.
P.O. Box 5053, 5004 EB
Tilburg, The Netherlands
(013) 673 973
Telex: 52237

- Please send 8050A specifications.
- Please send all the facts on Fluke low-cost DMM's.
- Please have a salesman call.

Name _____

Title _____

Mail Stop _____

Company _____

Address _____

City _____

State _____

Zip _____

Telephone () _____

Ext. _____

For technical data circle no. 187


ET 12/79

New products

minutes in 4- μ s intervals.

If expansion off chip is required, the 7801 can handle it, too. Its 64-pin package (see block diagram) accommodates 48 input and output lines that are grouped into an 8-bit bidirectional data bus, an 8-bit latched output port (port A), two 8-bit input/output ports (B and C), and a 16-bit address bus/output port

(port E). Port E may be programmed for three operating modes; to have 16 output lines, or 16 address lines, or 4 output lines and 12 address lines. When functioning as an address bus, port E can be used in conjunction with the data bus to address any of the multitude of peripheral devices compatible with the popular 8080A microprocessor.



If port E is used as a 16-bit address bus, up to 60 kilobytes can be accessed off chip.

The microcomputer has five vectored interrupts, two of them internal (INTS and INTT) and three supplied externally to pins INT₀₋₂. INT₀ is level-sensitive, triggered when high; INT₁ is edge-sensitive, triggered on a low-to-high transition; and INT₂ can be programmed to sense rising or falling edges.

Finally, the μ PD7801's instruction set consists of 125 powerful commands. Besides 8080 and 8085 instruction types, the repertoire has on hand "additional types to enhance code efficiency in restricted-ROM applications," says Aidala.

With so much on chip, the 7801 can compete head on with multiple-chip solutions. More specifically, David Millet, NEC Microcomputers' product marketing manager, states that the 7801's hardware is like that of an 8049 and an 8355 rolled into a single unit. The 8049 8-bit microcomputer gives 2-K bytes of ROM, 128 bytes of RAM and 27 I/O lines, while the 8355 memory-and-I/O-chip provides an additional 2 kilobytes of ROM and 16 more I/O lines. However, says Millet, while the 1,000-piece price of the 8049/8355 combination is about \$25.00, the 7801 is being introduced at a price of about \$20.00 in the same quantity.

NEC Microcomputers Inc., 173 Worcester St., Wellesley, Mass. 02181. Phone (617) 237-1910 [338]

OUR MOST RESOLUTE ALIAS STOPPER

Our new Precision 636 provides 3-digit resolution with 4092 cut-off frequency selections. If you need more, our 3 1/2-digit option provides 6141. Either way, you get up to 16 programmable channels with convenient keyboard address and LED




displays. Time delay filters superior to Bessel. Elliptics with 80 dB/octave attenuation. Phase match within 2°. Interface with mini, micro or GPIB. Call Don Chandler, 607-277-3550, or write for specs on all Precision anti-alias filters.



PRECISION FILTERS, INC.

303 W. Lincoln, Ithaca, N.Y. 14850



Facts from Fluke on low-cost DMM's

Investigator for hire: Powerful. Professional. Portable.

Sometimes it takes both hands, both feet and your undivided attention to get a job done right.

For balancing acts like this you need the new 8024A Investigator from Fluke — the first DMM you can both see *and* hear. So you can use it with confidence. Even behind your back.

With nine functions, the 8024A is the most versatile 3½-digit multimeter you can buy. Special skills give the Investigator powers you won't find in any other handheld DMM.

The Investigator's level detector provides an instant visual (◆) and audible signal for continuity checking, logic pulse detection, and timing


measurements. You can make rapid circuit checks with both eyes on the test points while the Investigator's "beep" guides you.

Another exclusive among low-cost DMM's is the Investigator's ability to deliver fully compensated direct temperature readings with any K-type thermocouple.

The 8024A also has a peak hold feature

that locks onto and retains transient signals, such as motor starting currents. And with conductance (measures leakage and high resistance), 0.1% basic accuracy, custom accessories and all the excellence you expect from Fluke, the Investigator lists at only \$199 U.S.

For all the facts on the new 8024A Investigator, call toll free 800-426-0361; use the coupon below; or contact your Fluke stocking distributor, sales office or representative.



IN THE U.S. AND NON-
EUROPEAN COUNTRIES:

John Fluke Mfg. Co., Inc.
P.O. Box 43210 MS#2B
Mountlake Terrace, WA 98043
(206) 774-2481
Telex: 32-0013

IN EUROPE:

Fluke (Holland) B. V.
P.O. Box 5053, 5004 EB
Tilburg, The Netherlands
(013) 673 973
Telex: 52237

- Please send 8024A specifications.
- Please send all the facts on Fluke low-cost DMM's.
- Please have a salesman call.

Name _____

Title _____

Mail Stop _____

Company _____

Address _____

City _____

State _____


Zip _____

Telephone () _____

Ext. _____

For technical data circle no. 189

**"THE
AmZ8000
IS BETTER."**



Learn why.

Advanced Micro Devices is offering a 4-day seminar on the AmZ8000. For all the facts, call (408) 732-2400, ext. 2325.

**Advanced
Micro
Devices**



901 Thompson Place
Sunnyvale, CA 94086
Telephone: (408) 732-2400

New products

Semiconductors

Single IC emits multiple signals

Frequency synthesizer uses dual-modulus prescaling to replace up to 12 ICs

A new family of complementary-MOS one-chip frequency synthesizers coming from Motorola Semiconductor takes square aim at what looks like a growing need in communications equipment: providing several stable frequency signals from a single source. Motorola's intention is to replace the 8 to 12 integrated circuits typically required for this job at present with one of its phase-locked-loop synthesizers. Two of the new devices, both programmed by serial inputs, already are available; five additional parts will follow shortly.

The trick in replacing up to 12 ICs with one large-scale integrated chip admittedly "is a difficult thing to pull off," says John Hatchett, principal staff engineer involved in the synthesizers' development. "We have to walk a tightrope in configuring them so as not to constrain the equipment designer in choosing how to prescale the signal."

Some of the synthesizers employ a "dual modulus" prescaling concept, says Hatchett. This technique uses paired prescaling values for dividing an input, providing the signal required for controlling external dual-modulus prescalers. Currently available IC prescalers of this type can extend the system frequency capability to beyond 500 MHz. In contrast, single-modulus devices operate directly at the frequency of the system's voltage-controlled oscillator.

Of the seven-part Motorola LSI family, both dual- and single-modulus configurations are available in each of three programming interfaces. The first two devices are the MC145155 18-pin single-modulus

model and the MC145156 20-pin dual-modulus unit.

Still to come are parallel-programmed chips in both configurations and three other LSI synthesizers with functions for 4-bit data-bus programming. The serial and 4-bit data-bus units are "ideal for interfacing with microprocessor and microcomputer controllers," says Hatchett, whereas parallel-programmed devices mesh well with mechanical switches and programmable read-only memories.

Though differing in programming, packaging, and on-chip options, the chips share a number of operating specifications. These are: an operating voltage range of 3 to 9 V dc, an operating temperature from -40° to $+85^{\circ}\text{C}$, selection by the user of the reference frequency, and dc current drain of less than 5 mA for the 10-MHz reference and divided input signals. Common features include a crystal reference oscillator, a programmable reference divider, a digital phase and frequency detector, lock-detection circuitry, and necessary programmable $\div N$ counters. On-chip options include a choice of phase detector types and reference divider integer values.

In the new family, as a specific example, the MC145156 contains two programmable counters arranged in 10-bit and 7-bit configurations. The on-chip logic circuitry lets it control external, high-frequency, dual-modulus prescalers with values ranging from $-3/-4$ through $-128/-129$. When combined with a prescaler, loop filter, and VCO, the IC can provide all remaining functions required for a PLL frequency synthesizer operating up to several hundred megahertz. Emitter-coupled-logic prescalers can yield a system performance of more than 500 MHz according to Hatchett.

Although the new family is suitable for most general-purpose communications equipment, Hatchett singles out commercial two-way radios, avionics systems, and TV tuning address systems for the highest market priority.

Prices for the first two synthesizers, off the shelf in lots of 100 to 999,

Facts from Fluke on low-cost DMM's

Conductance: What it is, and what it can do for you.

We've often referred to conductance as the "missing function" in DMM's — the capability so many of you have wanted in a DMM but couldn't find until we introduced the 8020A Analyst.

Since its introduction, the Fluke 8020A has become the world's best-selling DMM. And four more low-cost models with conductance ranges have been added to our line. But you'll still find this function only on Fluke DMM's.

Simply stated, conductance lets you make resistance measurements far beyond the capacity of ordinary multimeters. Until the 8020A, there was no way to make fast, accurate readings from 20 M Ω to 10,000 M Ω — ranges typically plagued by noise


pickup. Yet, measurements at these levels are vital in verifying resistance values in high-voltage dividers, cables and insulators.

With conductance, the inverse of ohms, which is expressed in Siemens — Fluke DMM's can measure extreme resistances. Simple conversion of direct-reading conductance values, then, yields resistance measurements to 10,000 M Ω (and 100,000 M Ω with the 8050A), without


special shielding and using standard test leads.

Here the 8020A is being used to check leakage in a teflon pcb. With a basic dc accuracy of 0.1% and an exclusive two-year warranty, this seven-function handheld DMM has made hundreds of new troubleshooting techniques such as this possible, and more are being discovered every day.

For more details, call toll free 800-426-0361; use the coupon below; or contact your Fluke stocking distributor, sales office or representative.



FLUKE[®]



IN THE U.S. AND NON-EUROPEAN COUNTRIES:

John Fluke Mfg. Co., Inc.
P.O. Box 43210 MS#2B
Mountlake Terrace, WA 98043
(206) 774-2481
Telex: 32-0013

IN EUROPE:

Fluke (Holland) B.V.
P.O. Box 5053, 5004 EB
Tilburg, The Netherlands
(013) 673 973
Telex: 52237

- Please send 8020A specifications.
- Please send all the facts on Fluke low-cost DMM's, including the conductance application note.
- Please have a salesman call.

Name _____

Title _____ Mail Stop _____

Company _____


Address _____

City _____ State _____ Zip _____

Telephone () _____ Ext. _____

For literature circle no. 191

"Up the ante 200% with our up-counter chips for your microprocessors."

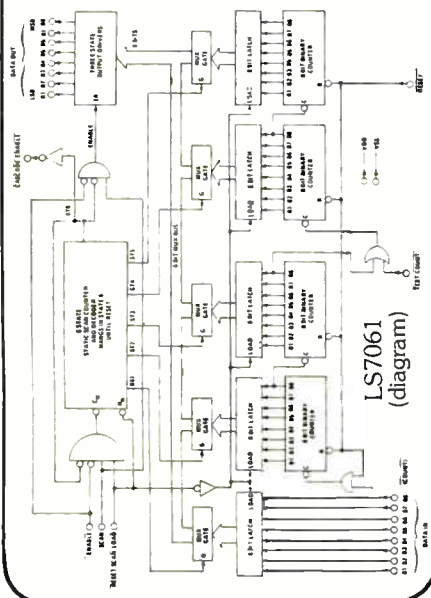


Alvin Kaplan
Vice President

LSI
COMPUTER
SYSTEMS
INC.

Since 1969 makers of Custom and Standard LSI circuits
1235 Walt Whitman Rd., Melville, NY 11747 516/271-0400.

"LS7060: our 10MHz 32-bit counter with 32 bits of latch. \$5.05/1,000-stock.
"LS7061: our 10MHz 32-bit counter with 40 bits of latch so you can conveniently create a 2.56GHz μ PU-based counter. \$5.75/1,000-stock.
"Make it 2 times tougher for competition to compete.
Call me at 516/271-0400."



New products

are \$4.95 each for the single-modulus MC145155 and \$5.43 apiece for the dual-modulus MC145156. The parallel-programmed, 28-pin single-modulus MC145151 and 28-pin dual-modulus MC145152 will be available in sample quantities in January at a slightly higher price. Samples of the three 4-bit data-bus programmed chips, in 16- and 18-pin single-modulus and 20-pin dual-modulus configurations are to be ready in February.

Motorola Semiconductors, 3501 Ed Blues-tein Blvd., Austin, Texas 78721. Phone (512) 928-6899 [412]

32-K static C-MOS ROMs


draw 8-mA operating current

The CM-3200-2 and CM-3200-3 are 32-kilobyte static complementary-MOS read-only memories that require low power and are compatible with the 1802 microprocessor family. The CM-3200-2 has a maximum access time of 800 ns and can operate from a power-supply range of 4.75 to 5.25 v. The CM-3200-3 has a slower access time—1.5 μ s maximum—but it has a wider V_{cc} range of 4.0 to 6.0 v. Both versions, which come in dual in-line packages, are organized in a 4,096-by-8-bit configuration that typically requires 8 mA of operating current. Prototypes of both ROMs are available three to five weeks after pattern release. They are priced at \$5.45 each in 100,000-piece lots.

Supertex Inc., 1225 Bordeaux Dr., Sunnyvale, Calif. 94086. Telephone (408) 744-0100 [413]

1-k ECL RAM has 12-ns access time

A 1,024-by-1-bit emitter-coupled-logic random-access memory has been designed for high-speed computer scratch-pad, control, and buffer-storage applications. The MBM 10415AH, a read/write memory, is fully compatible with industry-stan-



dard 10-K series ECL families. Address access time is typically 12 ns (20 ns maximum), and chip select time is 5 ns maximum. Power dissipation is 0.5 mW per bit. The device is packaged in a frit-sealed 16-pin dual in-line package. It uses patented processes—doped polysilicon and isolation by oxide and polysilicon. The RAMs are available off the shelf for \$15.35 each in quantities of 1 to 24 and \$11.90 for 25 to 99.

Fujitsu America Inc., 2945 Kifer Ave., Santa Clara, Calif. 95051. Phone Dan Buist at (408) 727-1700 [415]

IC voltage references

drift only 1 ppm/ $^{\circ}$ C

A family of integrated-circuit voltage references is claimed by the maker to provide true 12-bit performance over the full military (-55° to $+125^{\circ}$ C) and commercial (0° to 70° C) operating temperature ranges. The HA-1600, HA-1610, HA-1615, and HA-1620 are designed for use in digital-to-analog and analog-to-digital converters, in data-acquisition systems, in servo and positioning systems, and in signal comparison and detection. The HA-1620 has a 5-v output; the other devices provide 10 v. Each can operate over a wide range of input voltages, typically 12 to 20 v or 12 to 30 v. In addition the references feature outputs buffered by an operational amplifier with an uncommitted feedback loop, which allows the current to be boosted without significantly altering the accuracy of the voltage output. This is useful in

Facts from Fluke on low-cost DMM's

Is this any way to treat a \$129 multimeter?

In the rough world of industrial electronics, even a precision test instrument can get treated like dirt. You need all the ruggedness and dependability you can get in a DMM for field use.

You'll find these qualities and more in the Fluke line of low-cost DMM's. Our DMM's have been dropped from towers, stepped on, and run over by construction equipment. And they've survived because we never cut corners on quality, even on our lowest-priced, six-function Model 8022A Troubleshooter at \$129 U.S.

Take a close look at a low-cost DMM from Fluke and you'll notice tough, lightweight construction that stands up to the hard knocks of life.



Sturdy internal design and high-impact, flame-retardant shells make these units practically indestructible. Right off the shelf, they meet or exceed severe military shock/vibration tests.

Even our LCD's are protected by cast-tempered plastic shields. We use rugged CMOS LSI circuitry for integrity and endurance, and devote a large number of

components to protection against overloading, accidental inputs and operator errors.

We go to these lengths with all our low-cost DMM's to make sure they are genuine price/performance values. You can count on that. Because, that's what leadership is all about.

For more facts on DMM reliability and where to find it, call toll free **800-426-0361**; use the coupon below; or contact your Fluke stocking distributor, sales office or representative.



IN THE U.S. AND NON-EUROPEAN COUNTRIES:

John Fluke Mfg. Co., Inc.
P.O. Box 43210 MS # 2B
Mountlake Terrace, WA 98043
(206) 774-2481
Telex: 32-0013

IN EUROPE:


Fluke (Holland) B.V.
P.O. Box 5053, 5004 EB
Tilburg, The Netherlands
(013) 673 973
Telex: 52237

- Please send 8022A specifications.
- Please send all the facts on Fluke low-cost DMM's.
- Please have a salesman call.

Name		
Title	Mail Stop	
Company		
Address		
City	State	Zip
Telephone ()		Ext.

For literature circle no. 193

POWER PROTECTED WITH CONATHANE®.....



NON-MOCA* BASED POTTING, CASTING AND MOLDING COMPOUNDS

A proven series of systems developed by CONAP assure the performance of electrical/electronic gear exposed to hostile environments. The CONATHANE EN-Series are two-part, 100% solids, unfilled translucent liquid polyurethane systems. Ideally suited to potting, molding and encapsulation of water-tight electrical connectors, harness breakouts, cables, other electrical/electronic devices including flexible coatings for printed circuitry. Five hardness ranges are available in this series of eight systems, varying from a soft 45 Shore A to a semi-hard 90 Shore A.

Elastomers prepared from CONATHANE systems provide these exceptional advantages: • Hydrolitic stability. No changes in hardness after 42 days of continuous exposure at 97° C. and 95% humidity, and less than 10% loss in tensile strength. Even boiling in water has no effect. • Superior thermal shock resistance — from -70° C. to 135° C. • Stable electrical properties over a wide temperature range. • Fungus resistance. • Exceptionally high Dielectric Strength properties (all systems > 600 vpm). • Excellent sound transmission (acoustical) characteristics. • Good handling properties. *DuPont Trademark

Get complete specifications. Write for Technical Bulletins covering this unique CONATHANE Series of resin systems, or send details of your requirements.

CONAP

CONAP, INC. / OLEAN, N. Y. 14760 / 716-372-9650

CONAP (CANADA) LTD.

5200 Dixie Rd. North — Unit 41 / Aerowood Industrial Plaza / Mississauga, Ont.

New products

systems where one reference operates several devices.


The HA-1600 and HA-1620 are temperature-compensated with an on-chip heating element. They can achieve temperature coefficients of 1 ppm/°C or better. The HA-1610 and HA-1615 provide better than 3 ppm/°C and 5 ppm/°C output voltage temperature coefficients over their full temperature ranges. Thus the HA-1610 is accurate within ± 0.6 least significant bit, the HA-1615 to within ± 1 LSB. The voltage references are available from stock in prices ranging from \$30 for the military version of HA-1600 to \$5.25 for the commercial version of HA-1615 if ordered in quantities of 100 to 999.


Harris Semiconductor Group, P. O. Box 883, Melbourne, Fla. 32901. Phone Ron C. Pittenger at (305) 724-7407 [414]

Schottky diodes offer 20-V minimum breakdown

Schottky-barrier diode chips for use in manufacturing hybrid circuits have a minimum breakdown voltage of 20 V at 10 μ A. They have a maximum forward voltage drop of 1 V at 25 mA, plus a maximum capacitance of 1.2 pF at a reverse voltage of 0 V and a frequency of 1 MHz. Their operating and storage temperature range is -65° to 150°C. They also have a turn-on voltage of less than 0.4 V at 1 mA.

The chips measure 0.014 by 0.014 by 0.008 in. with a pad 0.003 in. in diameter. The anode is of gold for compatibility with ultrasonic and





Don Ende, Director of New Product Development, Miltope Corporation.

"From basic design to first board, we got 30-day turnaround on a militarized floppy disk formatter board."

According to Don Ende, "Getting the formatter board into our DD-400 floppy disk drive was a real shoehorn job. We had to pack 172 IC's onto a board 7 1/4" x 12 3/4" and still leave room for holes in the board through which the drive motor protrudes.

"Preparing the artwork for a multilayer board with such a high packaging density would have been extremely costly and time-consuming.

"Multiwire solved the problem. We provided artwork for the ground and power planes, a net list and a fabrication print. One month later we had our

first boards. It also meant freeing our engineers for other work. The board assembly ultimately passed Mil-E-16400 environmental tests with flying colors."


Fast turnaround is just one benefit of using Multiwire. Equally important are such things as meeting military specifications, easy design changes, higher production yields, and lower design cost. We think the choice is obvious. Let us show you why.

Call or write today for details. Multiwire, 31 Sea Cliff Avenue, Glen Cove, NY 11542. Phone (516) 448-1307.

quality

When we say our SCR power supplies are good, it doesn't mean that much. But when *our customers* say it, it means a lot. They say it by being satisfied with what they get . . . And by coming back for more.

In a word: quality. In another word: excellence.



One- and three-phase rack-mounted power supplies from 500 to 10,000 watts. Call TOLL FREE 800-631-4298* for complete information and prices, or write for our catalog.

*Except in New Jersey, Hawaii & Alaska



ELECTRONIC MEASUREMENTS INC.

405 Essex Road, Neptune, NJ 07753

Phone: 201-922-9300. TOLL FREE 800-631-4298*

Specialists in Power Conversion Equipment

New products

thermocompression bonding; the cathode is of chrome-silver for epoxy or solder die attachment. The chips are priced from \$0.25 each, with delivery from stock to four weeks.

Compensated Devices Inc., 166 Tremont St., Melrose, Mass. 02176. Phone (617) 665-1071 [416]

P-i-n diodes have less than 1- Ω resistance at 3 mA

Two p-i-n radio-frequency switching diodes for very- and ultra-high-frequency communications and test equipment applications have resistances of 0.6 and 0.8 Ω at 3 mA of bias current. KS-3542 and KS-3543 have diode capacitances of 0.8 and 0.7 pF at 3 V of reverse bias, which increase by 0.2 pF if the bias is removed. The diodes are packaged in a hermetically sealed DO-34 package that contributes 2 nH of inductance to these products. Leads 2 mils in diameter and over 1 inch long may be inserted manually or automatically. The diodes are available directly from stock and are priced at 39 cents each in quantities of 100 to 999.

KSW Electronics Corp., South Bedford Street, Burlington, Mass. 01803. Phone Dick Hersum at (617) 273-1730 [417]

325-V transistor has gain of 15 at 2.5 A

A silicon power transistor designed for switching-circuit applications and power amplifiers qualifies for Joint Army-Navy specification MIL-S-19500/414. The JAN-2N5241 is a double epitaxial process npn transistor. It has a collector-to-emitter sustaining voltage of 325 V, a minimum gain of 15 at 2.5 A, and a saturation voltage of 0.7 V at 2.5 A. This device comes in a hermetically sealed TO-3 steel case, priced at \$12.45 each in 100-unit lots. It is delivered from stock.

Silicon Transistor Corp., Katrina Road, Chelmsford, Mass. 01824. Call William A. Schromm at (617) 256-3321 [419]



Now, a power to logic optical interface that monitors AC line status

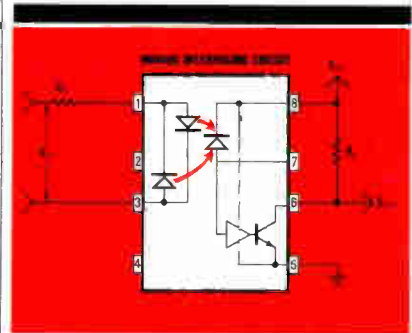
General Instrument's MID400. It's the first optically isolated interface to have direct operation from an AC line current and direct compatibility to TTL and microprocessor systems. Not only do you get a device with direct interface from line voltages ranging from 24V to 240V, but one with externally adjustable time delay and AC voltage sensing. Add to that . . . logic level compatibility and high isolation between input and output.

A system sentry with motor to logic capability. The MID400 is the perfect answer to monitoring AC "line down" conditions. When the power goes, the MID400 can activate auxiliary power control. In industrial control applications, the MID400 is an ideal "closed loop" interface between electro-mechanical elements such as solenoids, relay contacts, small motors and microprocessors. This closed loop capability may also

be utilized in emergency shut down or fail safe applications. And if your system needs an AC current status monitor, a 2 or 3-phase power line status monitor, telephone ring detector or a low speed, high gain optocoupler interface, there's no better device than the MID400.

Low power . . . low current. AC line voltage is monitored by two back-to-back GaAs LED diodes in series with an external resistor. A very high gain detector circuit senses the photodiode current and drives an open collector transistor to a logic low condition.

With a low threshold input current, the MID400 provides energy savings and less heat in your system. Packaged in a UL recognized 8-lead plastic mini-DIP, it's also a space saver.



It's another first from the new name in optoelectronics. For more information on our new MID400, contact General Instrument, Optoelectronics Division (formerly Monsanto Optoelectronics), 3400 Hillview Avenue, Palo Alto, California 94304. Telephone: (415) 493-0400.

**GENERAL
INSTRUMENT**

Whose MCU does 8-bit jobs on a

AMI's S2000 FAMILY, OF COURSE.

With power packed into every square mil of its tiny frame, our mighty microcomputer family is saving the day everywhere you look. From industrial controls on one end of the spectrum to handheld games on the other, our 4-bit wonder is proving to be as versatile as it is cost-conscious.

No other low-end, single chip microcomputer family can handle the jobs Mighty MOS can. Controlling programmable thermostats for industry, pay-TV scrambler boxes, fuel gauges and instrument panels. Running washers, dryers, dishwashers, refrigerators and microwave ovens. And masterminding timers for the home that will turn on lights, sprinkler systems and security monitors.

In one application after another, Mighty MOS is finding more holes in the competition than Swiss cheese.

WHAT GIVES MIGHTY MOS THE EDGE?

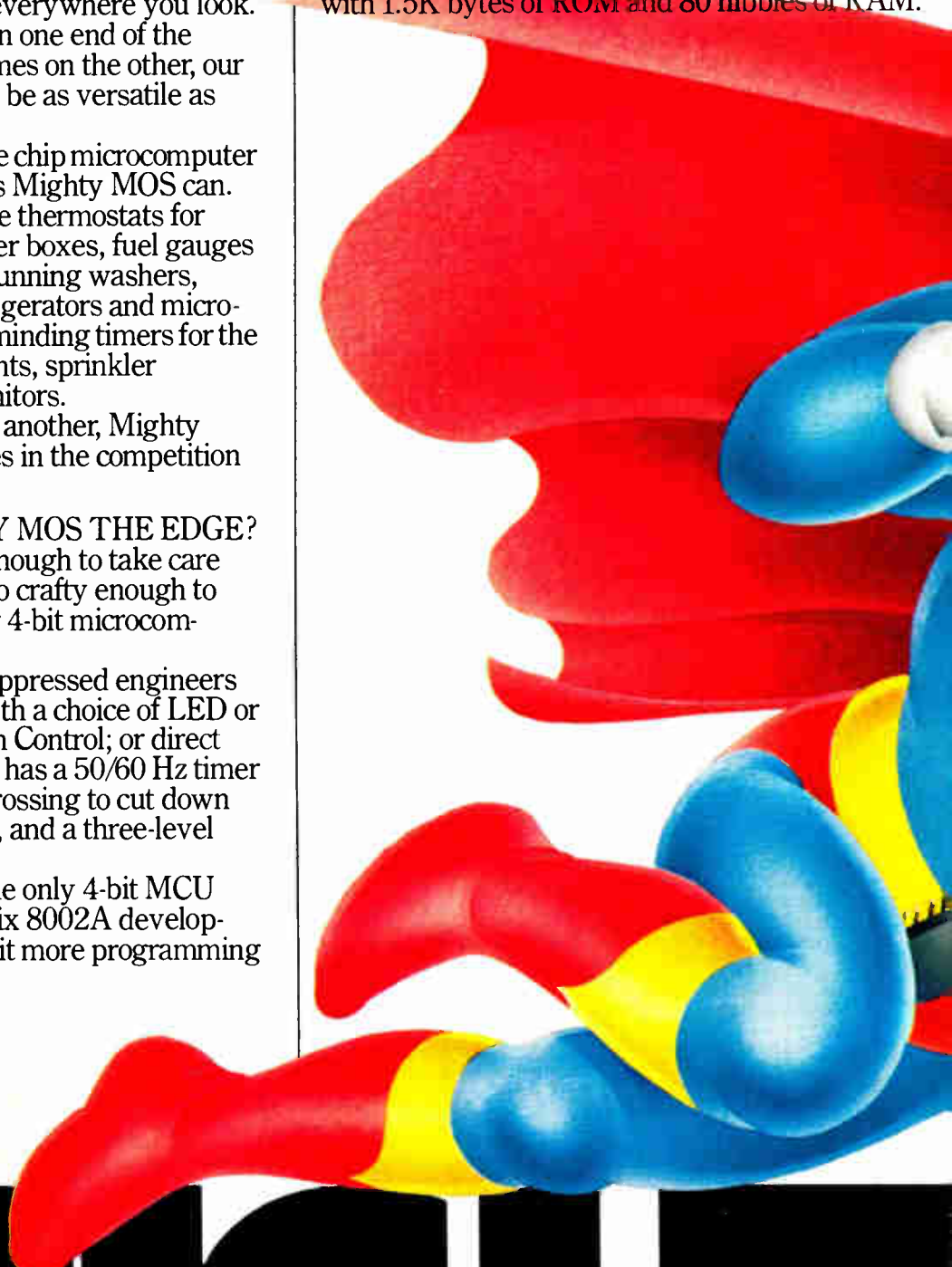
It's not only powerful enough to take care of many 8-bit jobs. It's also crafty enough to handle many things other 4-bit microcomputers can't.

Our tiny champion of oppressed engineers has a clear edge in I/O, with a choice of LED or fluorescent drivers; Touch Control; or direct drive of SCR and Triac. It has a 50/60 Hz timer or counter, zero voltage crossing to cut down damaging current surges, and a three-level subroutine stack.

And Mighty MOS is the only 4-bit MCU supported by the Tektronix 8002A development system. That gives it more programming muscle, too.

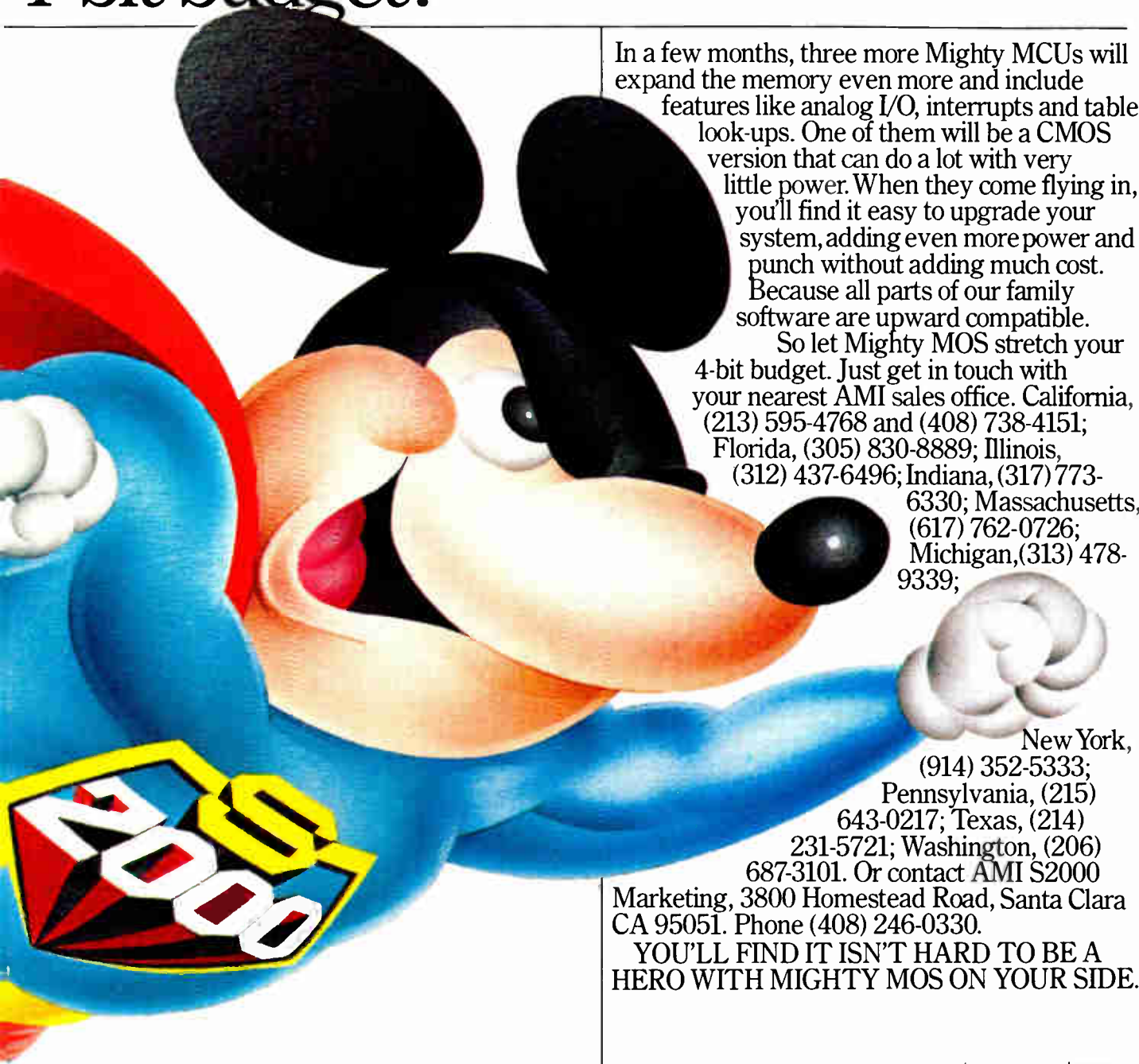
MIGHTY MOS IS GROWING FAST.

You can order S2000s now with built-in 1Kx8 ROM and 64 4-bit nibbles of RAM. And S2150s, with 1.5K bytes of ROM and 80 nibbles of RAM.



MIGHTY

4-bit budget?



In a few months, three more Mighty MCUs will expand the memory even more and include features like analog I/O, interrupts and table look-ups. One of them will be a CMOS version that can do a lot with very little power. When they come flying in, you'll find it easy to upgrade your system, adding even more power and punch without adding much cost.

Because all parts of our family software are upward compatible.

So let Mighty MOS stretch your 4-bit budget. Just get in touch with your nearest AMI sales office. California, (213) 595-4768 and (408) 738-4151; Florida, (305) 830-8889; Illinois, (312) 437-6496; Indiana, (317) 773-6330; Massachusetts, (617) 762-0726; Michigan, (313) 478-9339;

New York, (914) 352-5333; Pennsylvania, (215) 643-0217; Texas, (214) 231-5721; Washington, (206) 687-3101. Or contact AMI S2000


Marketing, 3800 Homestead Road, Santa Clara CA 95051. Phone (408) 246-0330.

YOU'LL FIND IT ISN'T HARD TO BE A HERO WITH MIGHTY MOS ON YOUR SIDE.

AMI[®]
AMERICAN MICROSYSTEMS, INC.

Y MOS

The one-chip computer: offspring of the transistor



The MAC-4 one-chip computer, developed for a variety of telecommunications applications, is compared to a standard-sized paper clip. The chip's numerous functional areas are labeled.

One of the transistor's latest descendants is the Bell System's 30,000-element MAC-4 "computer-on-a-chip." It's another in a long line of microelectronic developments that have come from Bell Laboratories.

The MAC-4 is so efficient that a program written on it takes 25 percent less storage space than that required by most other microcomputers. Its assembler language, C, also developed at Bell Labs, has features that make MAC-4 easier to program, debug and maintain. And the MAC-4 can handle anything from nibbles to bytes to words with its 4-, 8-, 12-, and 16-bit operations capacity.

Like other one-chip computers, the MAC-4 has sufficient memory to support its varied tasks—3000 nibbles of read-only memory and 200 nibbles of random access memory coupled to 34 input/output ports.

Fabricated with the latest CMOS technology, the MAC-4 needs little power. Thus it is well matched to a variety of telecommunications applications.

It started with the transistor

MAC-4 is just one current example of the many microelectronic devices to come from Bell Labs since we started the

solid-state revolution with the invention of the transistor in 1947.

Over the past three decades, our advances in materials, processing, and devices have been vital to solid-state technology. These include:

- The Junction Transistor
- Crystal Pulling
- Zone Refining
- Field-Effect Transistor
- Diffusion
- Solar Cell
- Oxide Masking
- Thermocompression Bonding
- Photolithography
- Epitaxial Film Process
- Magnetic Bubble Memory
- Charge-Coupled Device
- Semiconductor Heterostructure Laser Used in Lightwave Communications
- Electron-Beam Exposure System

Today and tomorrow

Today, we continue to make important contributions to solid-state technology. For example, we've developed a rugged 65,536-bit RAM that can tolerate processing faults. Corrections can be made on the chip itself, so we can get more usable chips out of each manufacturing batch—and thus lower unit costs.

In materials processing, we've

developed a technique for precisely controlling the growth of successive atomic layers of single crystal materials. This "molecular beam epitaxy" process is finding increasing use within Bell Labs and elsewhere in the electronics industry. We've used it to fabricate a device that permits us to double the speed of electrons by channeling them into crystal layers where they meet less resistance.

Other advances, in X-ray lithography and new resist materials, for example, promise to help place more elements on microelectronic devices and thus enhance their ability to perform important tasks.

As the solid-state revolution continues, these and other developments from Bell Labs will play an important part in it. What's important to us is the promise these advances offer for new telecommunications products and services. Like the transistor, MAC-4 and its solid-state relatives will find more and more applications in the nationwide telecommunications network.

For further information, or to inquire about employment opportunities, write: Bell Laboratories, Room 3C-303, 600 Mountain Avenue, Murray Hill, N.J. 07974.



Bell Laboratories

From Science: Service

You looked at the 11/34 and loved the price.
You looked at the 11/70 and loved the features.

Now look at the
PDP 11/44.



Digital introduces a mid-range mini with a megabyte of main memory, decimal arithmetic, and an expanded 11/70 instruction set.

Now for little more than the cost of an 11/34, our new PDP-11/44 gives you features previously found only on superminis. Like PAX, a physical address extension that gives you a full megabyte of main memory for more users, larger programs, greater throughput. A new MOS ECC memory with interleaving for faster access time. 8KB cache memory for faster program execution and greater DMA bandwidth. Sophisticated memory management. And an expanded 11/70 instruction set.

The 11/44 also offers significant performance advancements in two important languages. Our optimized FORTRAN IV-PLUS compiler and run time system, coupled with our floating point processor option, gives impressive performance advantages over conventional FORTRAN. And our enhanced COBOL compiler with our new optional Commercial Instruction Set processor, delivers powerful COBOL performance and data processing capabilities.

To keep the 11/44 on the job, you get plenty of reliability features, including a microprocessor-controlled ASCII console with extensive system diagnostic capabilities. A new built-in TU58 cartridge tape for easier servicing. Plus facilities for optional remote diagnosis for 24-hour-a-day, 7-day-a-week service with an average response time of less than 15 minutes.

Of course the 11/44 shares the design advantages of our entire PDP-11 family. Most importantly, it guarantees software compatibility the way only the world's broadest range of 16-bit compatible computers can. So your software investment remains intact no matter which system you choose. RSX-11M, the most versatile real time system in the industry. The new RSX-11M-PLUS. Or the new enhanced version of our proven general purpose

and timesharing system, RSTS/E. You can also tailor the 11/44 to your exact application by choosing from a broad line of interfaces and peripherals, like our new 20 megabyte RL02 disk subsystem.

No matter how you look at it, the PDP-11/44 provides an incredibly powerful base for your interactive and distributed processing applications.

And that's saying a lot for a system that costs so little.

Please send me more information about the PDP-11/44.

Please have a salesperson call.

Name _____

Company _____

Address _____

City _____ State _____ Zip _____

Phone _____

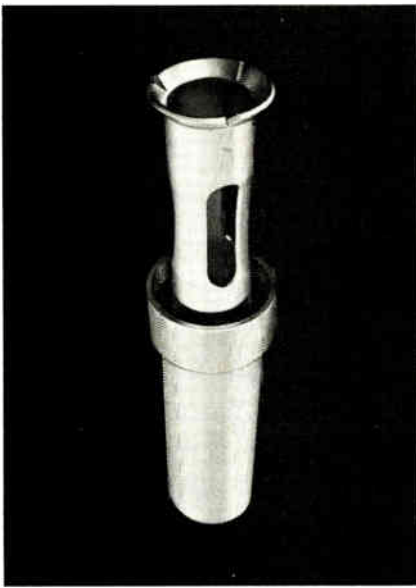
My application is: Education Medical

Laboratory Engineering Government

Resale Manufacturing Other

Send to: **Digital Equipment Corporation**, 146 Main Street, Maynard, MA 01754, Attn: Communication Services, NR-2/2, Tel. 617-481-9511, ext. 6885. Digital Equipment Corporation International, 12 av. des Morgines, 1213 Petit-Lancy, Switzerland. In Canada: Digital Equipment of Canada, Ltd. N-12-6-9

digital



Cambion Cage Jacks are ideal for mounting components or for function switching. No soldering or unsoldering—just snap in and out. They're quick, easy, and economical. Here's why CAMBION's the best:

- contact**—3 beryllium copper spring surfaces in a unique "cage" insure superior contact redundancy.
- captivated cage**—insures proper insertion/extraction force.
- long life**—up to 50,000 cycles of use.
- selection**—almost any component lead size, from .014 to .080".
- fast delivery**—literally millions available from 54 distributors or directly from CAMBION.

For all the details, send for our FREE technical brochure. Cambridge Thermionic Corporation, 445 Concord Avenue, Cambridge, MA 02238. (617) 491-5400.

CAMBION
The Right Connection.

New products

Instruments

Analog multiplexer sells for \$585

Unit operates in four modes to ± 300 V, joins with DMM to form data-acquisition system

A user with a good digital multimeter is halfway to owning a data-acquisition system, according to Data Precision Corp. All that's needed is the firm's new model 3420 analog multiplexer. Alternatively, the 3420 is a low-cost way of adding to the capacity of an existing data-acquisition system.

The unit has either 16 channels (two wires plus guard) or 8 (four wires plus guard) that combine a low on-resistance (0.5Ω) with high inter-channel isolation ($10^9 \Omega$). Bifurcated relays with gold contacts make these attractive specifications possible.

The 3420 also combines a relatively high voltage capability with low noise; the unit handles ± 300 -V dc or 300-V ac peaks at currents as high as 100 mA. Noise is essentially that of the device's series resistance—about

1 to 2 μ V, according to president Harold Goldberg. Switching noise is not a factor in the multiplexer's performance as its output is disabled during transition from one channel to another.

Goldberg calls the guard that shields each pair or quartet of signal-carrying wires an important aid to reducing electrical noise in the industrial environment. The guard "floats" at the sense end of connections to the 3420, but when the appropriate channel is selected, it connects directly to the guard terminal found on higher-quality multimeters. Aside from noise control in the four-wire-plus-guard mode of operation, the extra pair of wires allows ratiometric measurements at a distance from the multimeter.

The 3420 has four operating modes: manual, scan, remote, and slave. The first two are selected by means of push buttons on the front panel with scan rates of 10 channels/s to one channel/10 s using a front-panel potentiometer. Even slower rates are possible by out-boarding an external timing capacitor. In the manual mode, channels are selected using channel-advance and -reset push buttons.

In the remote mode, channels may be selected serially or at random,





Inventory reports



Point-of-sale



Data entry



Environmental control



Financial reports



Computer graphics

Sylvania breaks the color barrier.

Introducing America's first 19-inch color data display tube.

Not just a tube with color.

A tube with gorgeous, glorious, sharp Sylvania color.

Color that provides clearer images and better contrast than anything available anywhere.

Color that makes small characters a breeze to read, with less fatigue.

Crystal clear color created by a high density tri-dot mask.

Color sharpened by a multiple-beam

electron gun and enhanced by a Chromatrix dark surround negative guard band, and a rare earth phosphor system.

Sylvania color.

It's completely changed the picture in data display tubes.

Write Product Marketing Manager for our latest catalog:

GTE Sylvania
Data Display Tube Division
700 North Pratt Street
Ottawa, Ohio 45875



SYLVANIA

GTE

Circle 205 on reader service card

SE 7000: Multiband performance — Multi-channel check-out

SE 7000 Series Instrumentation Recorders give you 8 speed recording up to 2MHz Direct, 500 kHz FM and up to 30 k bpi HDDR. The SE 7000 has in addition a unique range of features essential to lab quality recording, with a convenience, simplicity and reliability that no other recorder can offer.

Consider, for instance, the versatile built-in calibrator module with DVM for "set and forget" control, and the unique simultaneous all-channel FM electronics to electronics facility, without tape movement — the higher reliability of hard-wired, all speed active filters, equalisers and other

tape speed sensitive components — the proven dependability of co-planer format resulting in more gentle tape handling and lower tape wear. Don't accept second best. We would like to show you how the SE 7000 can match your requirements in instrumentation recording. Call us or send reader card for details.



EMI EMI Technology

EMI Technology Inc.,
100 Research Drive,
Stamford C.T. 06906.
Tel: 203 356 1300 TWX 710-474-0128

SE 7000M — the only wideband portable with built-in 14 channel electronics to electronics FM calibration and pre-record checkout.

A member of the EMI group. International leaders in music, electronics and leisure.
Circle 206 on reader service card

The Personal Computing Book



Take the computer revolution into your own hands!

More than 50 articles are presented from leading publications in the field to give you this up-to-date guide that answers all your questions on personal computing precisely and reliably.

Hardware • Software • Theory
• Applications • Helpful Hints

Order today, and don't forget the other valuable Electronics Magazine Books listed in the coupon below.

Electronics Magazine Books
P.O. Box 669, Hightstown, NJ 08520
Send me...



- _____ copies of *Microprocessors* @ \$8.95
- _____ copies of *Applying Microprocessors* @ \$9.95
- _____ copies of *Large Scale Integration* @ \$9.95
- _____ copies of *Basics of Data Communications* @ \$12.95
- _____ copies of *Circuits for Electronics Engineers* @ \$15.95
- _____ copies of *Design Techniques for Electronics Engineers* @ \$15.95
- _____ copies of *Memory Design: Microcomputers to Mainframes* @ \$12.95
- _____ copies of *New Product Trends in Electronics, No. 1* @ \$14.95
- _____ copies of *Personal Computing: Hardware and Software Basics* @ \$11.95

Discounts of 40% on orders of 10 or more copies of each book.

I must be fully satisfied or you will refund full payment if the book is returned after ten-day trial examination.

Payment enclosed Bill firm Bill me
Charge to my credit card: American Express
 Diners Club Visa Master Charge

Acct. No. _____ Date Exp. _____

On Master Charge only, first numbers above name _____

Name _____ Title _____

Company _____

Street _____

City _____ State _____ Zip _____

Signature _____

New products

using control signals applied at an IEEE-488-compatible interface at the back panel. Almost any number of multiplexers may also be slaves to each other, each operating synchronously with its companions. Again the IEEE-488 bus is used for control.

In all operating modes, the selected channel is shown on a front-panel light-emitting diode display. There also are indicators for remote or manual-mode operation.



The model 3420 analog multiplexer sells for \$585 with delivery from stock to 30 days.

Data Precision Corp., Electronics Avenue, Danvers, Mass. 01923. Phone (617) 246-1600. [351]

Optical test target offers adjustable contrast

The model 26-7567 variable-modulation test target is a precision optical device that offers a contrast ratio adjustable from 0% to 96%. According to Ealing Corp. sales manager Richard M. Anderson, the target, whose contrast control is based on a polarization principle, is the first such unit to offer self-variable contrast. A simple dial control sets the instrument to the high-, medium-, and low-contrast levels specified in Military Standard 150A.

The 26-7567 uses a 15-bar target with a spatial-frequency range of 0 to 1,000 line pairs/mm. With the variable-contrast feature, this lets users insert signals of precisely known frequency and contrast into



Cambion Low-Profile Solder Tab Sockets feature solid engineering... plus KAPTON™ film!

- all contacts sealed tightly on board side with Kapton—DuPont's polyimide film which inhibits solder or flux entry. Temperature resistance: -269°C to +400°C. Flame retardant, resists organic solvents.

- unique inverted spring design overcomes insertion force resistance.
- dual leaf spring for redundancy of contacts means four times the reliability.
- excellent DIP retention (low insertion, high extraction forces).
- all popular pin types in tin or gold plating: 8, 14, 16, 18, 22, 24, 28, 40 and 64-pin.
- massive availability.
- Send for our latest socket brochure and Catalog 121. Cambridge Thermionic Corporation, 445 Concord Avenue, Cambridge, MA 02238. (617) 491-5400.

CAMBION®
The Right Connection.

Kapton—Trademark of Dupont Corporation

INTERNATIONAL

OE CRYSTAL OSCILLATOR ELEMENTS

International's OE series of Crystal Oscillator Elements provide a complete crystal controlled signal source. The OE units cover the range 2000 KHz to 160 MHz. The standard OE unit is designed to mount direct on a printed circuit board. Also available is printed circuit board plug-in type.

The various OE units are divided into groups by frequency and by temperature stability. Models OE-20 and OE-30 are temperature compensated units. The listed "Overall Accuracy" includes room temperature or 25° C tolerance and may be considered a maximum value rather than nominal.

All OE units are designed for 9.5 to 15 volts dc operation. The OE-20 and OE-30 require a regulated source to maintain the listed tolerance with input supply less than 12 vdc.

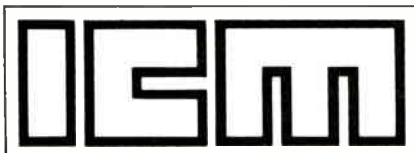
Prices listed include oscillator and crystal. For the plug-in type add the suffix "P" after the OE number; eg OE-1P.

OE-1, 5 and 10 can be supplied to operate at 5 vdc with reduced rf output. Specify 5 vdc when ordering.

Output — 10 dbm min. All oscillators over 66 MHz do not have frequency adjust trimmers.



Catalog	Oscillator Element Type	2000 KHz to 66 MHz	67 MHz to 139 MHz	140 MHz to 160 MHz	Overall Accuracy	25°C Tolerance
035213	OE-1	\$14.24				
035214	OE-1		\$16.35			
035215	OE-1			\$20.57	-30° to +60°C	
035216	OE-5	\$17.67				± .0005%
035217	OE-5		\$20.83		-10° to +60°C	2 -66MHz
035218	OE-5			\$27.43		± .001%
						67 to 139 MHz
						± .0025%
						140 to 160 MHz
Catalog Number	Oscillator Element Type	4000 KHz to 20000 KHz			Overall Accuracy	25°C Tolerance
035219	OE-10	\$20.83			± .0005%	Zero trimmer
					-10° to +60°C	
035220	OE-20	\$30.59			± .0005%	Zero trimmer
					-30° to +60°C	
035221	OE-30	\$63.30			± .0002%	Zero trimmer
					-30° to +60°C	



INTERNATIONAL CRYSTAL MFG. CO., INC.
10 North Lee, Oklahoma City, Oklahoma 73102
405/236-3741

New products

any optical system for the purpose of testing such performance characteristics as sensitivity and resolving power. Particular applications cited by Ealing for the target are military reconnaissance, night-vision, and television equipment.

Standard features of the 26-7567 include a mounting pin with a diameter of 13.7 mm, a lamp power control, and visibility calibration tables. The unit, which is available from stock, sells for \$5,575.

Ealing Corp., 22 Pleasant St., South Natick, Mass. 01760. Phone (617) 655-7000 [352]

Double bridge measures resistances down to 100 μΩ

A lightweight resistance bridge for use in shunt-resistance measurements, low-resistance coil measurements of current transformers, or electrical motor repair shops measures low resistances from 100 μΩ to 11 Ω in five ranges, with a measurement uncertainty of 0.5% of range. Designed for portability, the Thomson's double bridge operates from 120 or 220 v ac and needs no batteries. Zero detection in the instrument is by means of a meter with a taut-band suspension. A logarithmic amplifier provides high sensitivity while protecting the galvanometer from overload. The temperature influence is less than 0.2% for every 10°C.

The bridge (catalog no. 141.100)



abbott

POWER SUPPLIES

Our standard products meet MIL specs

Why order "specials" and pay for "options" when you can get an Abbott militarized power module virtually off-the-shelf for fewer dollars per watt? Take our Model C's and W's, for example. They're hermetically sealed, feature superior tracking accuracy for *all* rated conditions, and come in package sizes as small as 2 1/8" x 3 1/4" x 3 1/4". (The units we put on SKYLAB, except for some special components and testing, were "standard".)



28 VDC to DC Power Modules (Model "C") — feature smaller volume, lower weight, and higher performance. Low peak-to-peak ripple and close regulation meet even the most demanding specs. The standard Model "C" line converts 24-30 volts DC to any output between 5 and 100 volts DC.

For Catalog Circle Card Number 100

400 Hz to DC Power Modules (Model "W") — feature close line and load regulation, low output ripple, and are built to meet the EMI requirements of MIL-STD-461. The Model "W" family provides output voltages from 5 to 100 VDC with current levels from 0.3 to 20 amps. Why waste time and money designing a "special" power supply?

For Catalog Circle Card Number 101

Dual Output Versions — both the C and the W series are available in hermetically sealed, dual output models that feature 1% tracking accuracy, 0.2% regulation, low peak to peak ripple, +100°C operation . . . and we offer CC's and WW's as standards, not "specials."

For Catalog Circle Card Number 102

See Power Supply Section 4000, and Transformer Section 5600, Vol. 2, of your EEM catalog; or Power Supply Section 4500, and Transformer Section 0400, Vol. 2, of your GOLD BOOK for complete information on Abbott products.

abbott


transistor

LABORATORIES, INCORPORATED

General Offices
5200 W. Jefferson Blvd., Los Angeles 90016
(213) 936-8185 Telex: 69-1398

Eastern Office
1224 Anderson Ave., Fort Lee, N.J. 07024
(201) 224-6900 Telex: 13-5332

NDC-15



THE ALL NEW DISPLAY MONITOR

Our NDC-15 Display Monitor has been designed from the bottom up with you the user in mind, and it incorporates state-of-the-art technology that has been used successfully by us for several years. A specially designed PC board and electronics provide performance levels not achieved heretofore with other displays of this kind. The Monitor thus provides data equipment manufacturers with a cost-effective, high-definition, sharp, and highly reliable display that has the following outstanding characteristics:

- Wide Video Bandwidth—35MHz
- Extremely Good Linearity
- Uniform Characteristics Across the Entire Screen
- Horizontal Retrace Time That is Typically Less Than 6 Microseconds
- Extremely Fast Vertical Retrace Time—Less Than 300 Microseconds
- Horizontal Scan Frequency—15.750 kHz (Higher Frequencies Optional)
- Skip Scan With a Settling Time of Less Than 20 Microseconds
- Minimum MTBF of 10,000 Hours

Separate horizontal drive, vertical drive, and video signal inputs, as well as composite video make it possible to provide simple interface circuitry. P4 phosphor is standard. P31, P39, and P42 can be provided as options.

Don't just take our word for it, but compare our specs and our price/performance ratio with what is offered by the competition. Find out more about what is really NEW in Display Monitors. Call or write TODAY.

TSD

TSD DISPLAY PRODUCTS, INC.

35 Orville Drive • Bohemia, New York 11716/Tel. 516-589-6800 • Telex 14-4659

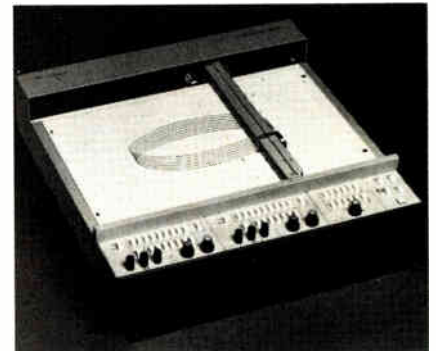
New products

is available from stock for \$531. It is built in a leatherette carrying case that measures 10.7 by 7.5 by 5.2 in. and weighs 5 lb, 6 oz.

AEMC Corp., 729 Boylston St., Boston, Mass. 02116. Phone (617) 266-8506. [354]

Sensitive X-Y recorder sells for \$2,350

An X-Y recorder priced at \$2,350 permanently charts fast-changing signals, which makes it useful for transient signal analysis and destructive testing. The Gould 3054 has a slewing speed of 85 cm/s minimum, Y-axis acceleration of 7,700 cm/s², and X-axis acceleration of 5,100 cm/s². Fourteen sensitivities of 200 μ V/cm to 5 V/cm may be selected by push button to accommodate a wide range of input signal amplitudes. The X- and Y-axis preamplifiers include calibrated zero offset in five steps from $\pm 100\%$ to $\pm 500\%$ of full scale, to suppress the static portion of an input signal so that its dynamic portion can be amplified for examination. Also, the preamps have



a low-pass filter that attenuates their outputs by 12 dB per octave starting at 5 Hz, so that any unwanted noise or high-frequency components they contain can be excluded from the recorded traces.

The 12.5-by-17.5-in. writing table of the 3054 holds both 11-by-17-in. and 8.5-by-11-in. chart paper electrostatically. An optional time-base module that supplies six timed ramp voltages can be made an integral part of the recorder for \$250 above the base price. Delivery of the 3054

MORE POWER TO YOU.



THE IT200™ TEST SYSTEM FROM MCT.

Power. Capability. Accuracy. That's what you'll get from the MCT IT200™ digital IC test system. In fact, the IT200 has the power to test more kinds of ICs more accurately than any other "bench-top" tester.

If you test a variety of IC types...TTL, CMOS, ECL, and others...the IT200 is right for you. 48-pin testing capability plus total programming flexibility allows the IT200 to keep pace with your growth.

The IT200 has the accuracy you need for complete testing and thorough failure analysis. That translates to fewer component failures and higher quality levels

in your end product.

When you specify the MCT IT200 you can be assured you're specifying equipment that's been proven by performance over many years. And you can be assured of the most comprehensive support in the industry.

Before you specify any other IC test system, you owe it to yourself to find out more about the IT200. Write MCT or call us collect at (612) 482-5170. We'll send a brochure that'll show you how to get more testing capability for your money.

MCT

Micro Component Technology, Inc.

P.O. Box 43013, St. Paul, Minn. 55164

Circle 211 on reader service card





Get the FACTS on CMOS MEMORIES from

SOLID STATE SCIENTIFIC

The MOSSOURCE.

Seeing is Believing, Henshaw. SOLID STATE SCIENTIFIC DOES HAVE MORE in CMOS MEMORIES! Better write them for the facts, now!



ANOTHER of the MANY SIDES of SOLID STATE SCIENTIFIC

Copy or clip coupon below and attach to your letterhead. Mail to: or Call:

SOLID STATE SCIENTIFIC
Montgomeryville, Pa. USA 18936
215-855-8400

Send me Facts about your CMOS RAM's, ROM's. ^{E 39}

Name _____
 Position _____
 Company _____
 Street _____
 City _____ State _____
 Zip _____
 Phone _____



Also send information about THE OTHER SIDES OF SOLID STATE SCIENTIFIC:

- μ MOS 1800 Microprocessors
- DT/ μ MOS Systems
- Custom MOS ICs
- HI Rel MOS
- Data Communications
- Display Drivers
- Security ICs
- 4000 Series
- Timekeeping

Circle 212 on reader service card

New products

is set for the first quarter of 1980. Gould Inc., Instruments Div., 3631 Perkins Ave., Cleveland, Ohio 44114. Telephone (216) 361-3315 [355]

Reliable digital panel meters fit standard cut-outs

Two panel meters that can be mounted easily from the front of a panel are compatible with the Analogic 2570 and 2574 series. Model 379A, with 3½ digits (a 1,999-count), is compatible both pin for pin with the Analogic 2570 and with its panel cut-out. Model 479A is a 4½-digit (19,999-count) meter interchangeable with the Analogic 2574 series. Both are housed in DIN standard cases and have 0.56-in. light-emitting diodes. Large-scale integration allows a choice of four ranges for the panel meters, from 200 mV to 200 V, with optional three- or four-wire ratio operation. Buffered and latched parallel binary-coded decimal outputs are available with or without 500 V of optical isolation between the input and output circuitry, for digital multiplexing or busing; 5-V dc powered units are also available with 500 V of common-mode isolation.

The input of the 3½-digit model may be single-ended or differential, with input power at 110 or 220 V ac $\pm 20\%$, 50 to 400 Hz. Input offset and scaling are available for displaying directly in engineering units when the panel is connected to current or voltage transmitters. The 4½-digit 479A features ultralow-noise a-d conversion, auto zeroing, and true differential input. The reading error is plus or minus the sum of 0.005% of the reading added to 1 count, with zero stability of $\pm 0.1 \mu\text{V}/^\circ\text{C}$. The bias current is typically 20 pA. Binary-coded decimal outputs in the 479A are available in either parallel or serial form, or both. The price of the 3½-digit panel meter is \$69; the 4½-digit model goes for \$139.

Data Tech Division of Penril Corp., 2700 South Fairview, Santa Ana, Calif. 92704. Phone Don Woods at (714) 546-7160 [356]

Leaders in Electronics

The only reference devoted solely to biographies of the most influential people in electronics • corporate executives • technical managers • designers and developers • government and military officials • academics • editors/publishers • securities analysts • trade/professional group directors • consultants ... plus an 80-page index of biographees by affiliation.

Prepared by the staff of Electronics magazine. 5,240 biographies. 651 pages, clothbound. \$39.50

Electronics Magazine Books
P.O. Box 669, Hightstown, NJ 08520
(609) 448-1700, ext. 5494

Send me _____ copies of *Leaders in Electronics* @ \$39.50 plus applicable sales tax. McGraw-Hill pays regular shipping and handling charges on pre-paid orders.


Payment enclosed Bill firm Bill me

Name _____
 Company _____
 Street _____
 City _____ State _____ Zip _____
 Signature _____

10 μ volt sensitivity, 10 nanoAmp sensitivity, and True RMS measurement in a 4 $\frac{1}{2}$ -digit portable DMM... \$295.*

The Model 248's exceptional sensitivity and accuracy is only the beginning. Data Precision has utilized proven circuit design techniques plus LSI/MOS chip economy and dependability to ensure outstanding reliability.


The result: a truly portable, high-performance, full-function instrument that provides sensitivity to 10 microvolts and 10 nanoAmps DC and AC, unsurpassed $\pm 0.05\%$ basic accuracy, and true RMS measurement for AC... with all specifications guaranteed for a full year.



Measuring just 5 $\frac{1}{2}$ " x 1 $\frac{3}{4}$ " x 3 $\frac{1}{2}$ ", and weighing only 1.3 pounds, our 248 is the only rechargeable portable, 4 $\frac{1}{2}$ -digit DMM that brings you the advantage of True RMS voltage measurements. And with full 4 $\frac{1}{2}$ -digit resolution on all parameters, you'll have lab performance in the field or on the bench.

Exceptional Reliability

Model 248's sensitivity, accuracy, and portability place it in a class by itself, and its reliability is just as impressive. Its extremely low component count and optimal use of advanced chip technology and design makes Model 248 by far the most dependable True RMS 4 $\frac{1}{2}$ -digit portable



multimeter available (all the way down to 10 μ Volts). In fact, it's so reliable we guarantee its accuracy for a full year.

With only two controls — Function and Range — and the bright 0.33" LED display for easy reading in any light, you'll save time on every job. And Data Precision's overload protection

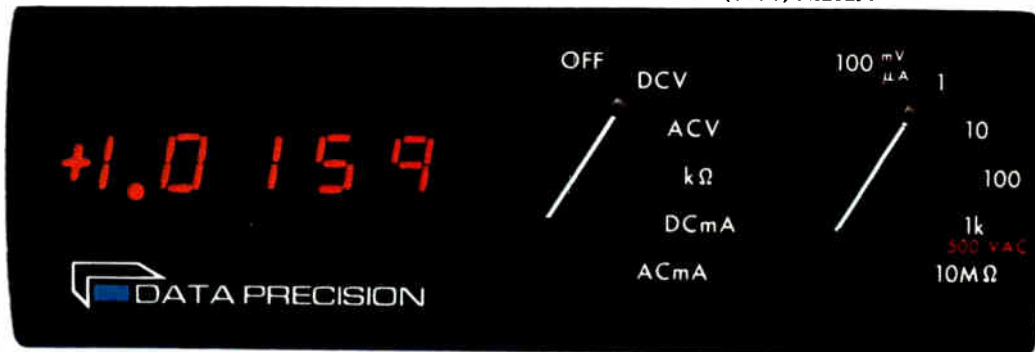


circuits make it forgiving of mistakes on all functions.

\$295.* Complete

Charger, NiCd battery, input leads and carrying case are supplied with the instrument. Model 248 is available throughout the world from Data Precision distributors, and service is available from any of our world-wide service centers.

Data Precision Corporation,
Division of Analogic Corporation,
Electronics Avenue, Danvers, MA
01923, USA, (617) 246-1600.
TELEX (0650) 921819.



*price U.S.A.

Sensitivity.

 **DATA PRECISION**[®]
A DIVISION OF ANALOGIC CORPORATION

CIRCLE #213 FOR DEMONSTRATION

CIRCLE #22 FOR ADDITIONAL INFORMATION

"Prove to me that

Seven things managers should know about advertising in the Electronics Technology Marketplace.

1. *Electronics technology advertising works because it must.*

People say to me "I understand why beer advertising works, but I don't really see the necessity for advertising instruments and semi-conductors". Actually, *they've got it backwards*. Beer advertising doesn't *have* to work—doesn't *have* to change buying habits. (You are under no obligation to buy more beer or to change your brand.) But the engineer or manager in electronics *must* change his buying habits. To stay competitive in the marketplace, he *must* find new, better, more powerful, less expensive, more efficient products and processes for his company. (When was the last time you got congratulated for doing as well this year as you did last?) So the readers of your advertising *need* what your advertising has to offer. The success of advertising in the electronics technology market is *automatic*—it is *built in* to the business.

Why, then, do beer manufacturers invest a much higher percentage of their selling price in advertising? Because advertising is the only game in town. They must create customer demand through indirect means, because there is no way they can send salesmen out to call on all the beer drinkers. In electronics, sending salesman out to call on all your prospects *appears* to be a viable alternative, but is it? The fact is, as the electronics marketplace broadens, the percentage of prospects you can afford to cover in person keeps

dropping. You, too, need to create user demand. All of us in electronics marketing can learn something from the guys who sell beer.

2. *Advertising works in the electronics technology marketplace, either for you or against you.*

Just because your prospect is out there looking for advertised products or services that can help him doesn't mean your advertising will work *for* you. If it's good advertising in behalf of useful products and services, if it offers innovative answers to real problems, if it educates the reader or brings him true value, it will work *for* your company with amazing power. But if there is no value for the prospect, advertising will work *against* you just as strongly. If you have problems of quality, service, pricing, or technology, *don't try to fix them with advertising*. Fix the real problems first—*then* advertise. Otherwise, the disparity between what you claim and what you can deliver will rebound to your discredit.

3. *It's easy to get your money's worth from advertising.*

To make your advertising cost-effective, you only need to do three things:

- *Pick the right objectives* for your advertising, and define them carefully in terms of specific results desired.
- *Invest* the right amount of money in the right media.
- *Measure* the results against the objectives.

The remainder of this advertisement touches each of these points, but before we move on, please notice I did not say anything about advertising copy or style. The content of your advertising, or *what* you say, is *your* responsibility. The techniques of advertising, or *how* you say it, are *your advertising agency's* responsibility. That doesn't mean you shouldn't review their work, but if you as manager have done the three things listed above, your agency's work will be a lot easier—and better.

4. *Good advertising depends on good objectives.*

There are two general categories of tasks (strategic and tactical) that can be accomplished better with advertising, and for less money, and under better control than they can be done any other way. The two categories are:

- *Strategic objectives*. All of these fall under the general heading of "telling your story". They include specific objectives like: company recognition or identification; company or brand preference; positioning; sponsorship of change; getting your message to inaccessible buying influences, etc. An easy way to define these objectives is to write down what you want your customers and prospects to *remember* about where your company and its products fit in the marketplace—and then put numbers on the objective. Thus: "Objective is to increase from 20% to 45% the target readers who believe that our resistors are more reliable than anyone else's, and that this reliability is critical to their equipment". Or: "Objective is to increase from 75% to 85% the target readers who can identify our company as a leading supplier of the following products".

- *Tactical objectives*. All of these fall under the general heading of "getting your prospects to act". They include specific objectives like: turning distributors on; prospect identification and qualification; distributing literature and samples; arranging demonstrations; creating applications; making sales directly, etc. An easy way to define these objectives is to write down what you want your customers and prospects to *do* as a result of the advertising—and then put numbers on the objective. So: "Each ad should result in 400 catalog requests". Or: "The campaign is intended to produce 1300 telephone calls to distributors within a three-week period". Or: "In the first full year of this program, objective is to receive 1500 verified requests for system demonstration".

Notice that nowhere in the foregoing did I mention the objective of "support your salesmen". Everything I *did* list—and a lot more—will, in fact, support your salesmen's efforts, but "sales support" as such is not a rational objective

advertising works”

for advertising. Why? Because you can't write the objective down in a way that permits you to isolate it for measurement.

5. Advertising is easy to measure.

In fact, advertising is easier to measure and control than anything else you do in your marketing operation. There's only one trick: you must have the right objectives to measure against. A good rule of thumb is: "if you can't figure out how to measure, you probably have the wrong objective".

• *Strategic objectives.* The best way to determine budgets, decide specific objectives, establish copy themes, and measure results is through *research* among target audiences of interest. You simply do surveys to find out what opinions are now, and then later on do a follow-up to find out what you accomplished to change or shape these opinions. (Did you convince an additional 45%, or only 15%?) Budgeting is a little more judgmental, but it is easy to find out what the "noise-level" is in your markets of interest—you simply add up the competitive dollars and ad pages being invested against you. Then, if you want your own recognition and preference to increase, you know you have to invest enough to make an impression against the noise level. The more you want to move your research scores up, the more you will have to invest in comparison with your competitors—always assuming you have good advertising addressed to sound objectives.

• *Tactical objectives.* These can be budgeted and measured empirically. If your objective is catalog requests, for example, you set up a sum of money to run some specific number of ads, and you *count* the results directly.

Notice that a given advertisement or campaign can have *both* tactical and strategic objectives. Or you can design a series of tactical campaigns so that they will have a cumulative strategic result. But you still must identify *separate* strategic and tactical objectives, and measure against them in different ways. Otherwise, you'll find yourself counting catalog requests to measure brand preference—comparing apples with oranges.

6. What about media?

Where should you invest the money? If I give you a one-word answer, I'll be accused of being non-objective. (The curious reader will find the word I have in mind at the bottom of this page.) But here are a few ways to *think about* the media question:

—If you have defined your strategic objectives carefully, the publications whose audiences should receive your message will probably be obvious.

—For tactical objectives, you can easily test media to see which ones give you the best results.

—In general, it makes sense to advertise where you can reach people your salesmen have difficulty seeing.

—Broader audiences make more sense than narrower ones, because you get more comprehensive coverage and you don't miss targets that hadn't occurred to you.

—Look for publications whose quality will *contribute* to your message rather than detract from it.

—If you want to accomplish strategic objectives, choose publications with the lowest audience turnover. It doesn't make sense to invest in readers who disappear halfway through the campaign.

Don't forget that marketing-communications media *include salesmen*. Salesmen can be very effective communicators, but they are also by far the highest-cost media. Whatever you do, don't send your salesmen out to do a communications job you could possibly accomplish with advertising.

7. You can prove it to yourself

In my ten years as publisher of Electronics, dozens of electronics executives have said to me—in one form or another: "prove to me that advertising works". It occurs to me that maybe you should demand more proofs from other areas of your business as well—areas that I often see being taken on faith. Thus: "Prove to me your R & D funds are well-invested".

"Prove to me you know and can control what your salesmen are saying about your company and its products." "Prove to me your 5-year plan is not just a ruler job." Get the point? Maybe this is a good time to make sure *all* the functions of our businesses are under control and working. And if you will follow the simple steps outlined in this ad, I will no longer have to prove to you that at least *advertising works*—you will have proved it to yourself.

So long, and thanks for reading this series.

This is the sixteenth—and final—ad in this series, which has spanned six years and has touched on just about every important aspect of advertising in the Electronics Technology Marketplace. This is a convenient place to quit because I've moved to a new job here, just about the same time that I've run out of things to say. Some of the ads were topical, and would become dated if we in the electronics business didn't keep coming up against the same problems. Others are of a longer-lasting nature, and together they constitute a kind of basic training in marketing communications for managers. Complete sets of the series are available from Paul Reiss, the new Publisher of Electronics. Drop him a line, and he'll be glad to send you the series.




Daniel A. McMillan III
Group Vice President

Electronics
Magazine



NEW PRODUCT



CHARGE SENSITIVE PREAMPLIFIER- DISCRIMINATOR

Model A-101 is a charge sensitive preamplifier-discriminator and pulse shaper developed especially for instrumentation employing photomultipliers, channel electron multipliers and other charge producing detectors in the pulse counting mode. Its small size (TO-8 package) allows mounting close to the collector of the multiplier. Power is typically 15 milliwatts and output interfaces directly with C-MOS and TTL logic. Input threshold and output pulse width are externally adjustable.


AMPTEK

6 DeAngelo Drive, Bedford, Mass 01730
Tel: (617) 275-2242

Circle 23 on reader service card

Check

- Transistors
- Capacitors
- Diodes
- IC's



CONTROLLED HEATING ... where it counts THERMO-PROBE

Heat any integrated circuit or electronic component to its rated temperature with a heat probe. Accuracy $\pm 3^\circ\text{C}$ or better. Or check the component's temperature with a thermo-couple probe. Model 810 Thermo-Probe does both. Reads out directly in $^\circ\text{C}$ and $^\circ\text{F}$ on a large $4\frac{1}{2}$ -inch meter.

**MTI MICRO-TECHNICAL
INDUSTRIES**

P.O. Box 287 South Laguna, CA 92677

TELEPHONE (714) 545-3734

TWX 910 596-1325 MICROTECH LBEH

216 Circle 216 on reader service card

New products

Power supplies

Dc-dc supplies protect to 8 kV

Series gives flexibility
and easy operation
in medical, industrial use

Designed for use with medical monitoring systems and for other applications that require high isolation and low capacitance, Intronics Inc.'s DCI series dc-dc regulated power converters feature an 8,000-v dc input/output isolation rating. Input-to-output impedance is typically $10^{11}\Omega$ in parallel with 5 pF. Automatic current limiting to 150% of the rated current protects against short circuits. Should one occur, restarting automatically follows removal of the short. The converters can sustain a short-circuit current of 90 mA for a minimum of eight hours.

The three DCI models allow a choice of operation—from 5, 12, or 28 v dc. The full-load output current is ± 60 mA dc. The modules produce floating analog power at ± 15 v dc, regulated to within 0.05% for line and load variations.

For the 5-v-input model, the input current ranges from 125 mA at no load to 670 mA under full load. The 12- and 28-v versions have respective no-load current requirements of 50 and 20 mA, while their full-load demands are 275 and 120 mA. Full-load efficiency for the series is, therefore, approximately 54%.

The output temperature coefficient is $0.1\%/^\circ\text{C}$. Reflected input ripple is 1% of the input voltage, and peak-to-peak output ripple is typically 11 mV (35 mV maximum). Settling time is 50 μs to 0.1% of the final value.

In the standard unit, the ± 15 -v output is accurate to within $\pm 2\%$. As an option, the output can be factory-trimmed to be accurate within $\pm 1\%$.

Operations need no derating from -25° to $+75^\circ\text{C}$ and require only

convection cooling over that range. Storage temperature can vary from -40° to $+150^\circ\text{C}$.

The converters conform to Underwriter's Laboratories UL544 standards for leakage and are yellow-card listed.


All DCI models sell for \$65 each in quantities up to nine units. Mating sockets, if required, cost \$133. Delivery takes a maximum of 60 days.

Intronics Inc., 57 Chapel St., Newton, Mass. 02158. Telephone Barry Friedman at (617) 332-7350 [381]

51 ac-dc power sources use 115, 220, or 240 V ac


Fifty-one new ac-dc power sources are available in three different output voltages with inputs of 115, 220, or 240 v ac. They can be packaged for mounting on either printed-circuit boards or chassis. Among the outputs available in the single- and dual-output units are: ± 5 V at 500 mA, ± 5 V at 2 A, and ± 15 v at 200 mA. Line regulation for units intended for pc boards is $\pm 0.02\%$; for chassis-mountable units, it is $\pm 0.05\%$. Load regulation ranges from ± 0.02 to 0.15%, depending on the mount and whether the output is 5 v or dual. The same conditions apply to ripple and noise, which varies from 0.5 to 2.0 mV rms. The temperature coefficient for the units is $\pm 0.02\%$, and the output voltage tolerance is $\pm 2\%$ maximum. The operating temperature can range from -25° to $+71^\circ\text{C}$, with storage from -25° to $+85^\circ\text{C}$.

The units vary in price from \$61



Select The One That's Right For Your Recording Needs

The Omnigraphic® Series 100 FOR LAB OR FIELD, PRODUCTION OR PROCESS, OEM OR GENERAL PURPOSE




The Series 100 is a complete family of X-Y recorders with a model available to meet your specific recording need. Each model is built around a basic mainframe.

The completely self-contained mainframe stands alone but can act as the basic building block for your particular application. The Series 100 meets both general purpose as well as special purpose system applications.

When your applications change, this recorder changes with them



Plug in your choice of modules and the Omnigraphic Model 2000 will fit your exact requirements.



The Omnigraphic Model 2000 is the world's best known most versatile X-Y recorder. The basic building block is a rugged die cast metal mainframe. A choice of 27 models enables the recorder to perform in virtually any application

- 30 in/sec speed (40 in/sec available)
- $\pm 0.2\%$ accuracy
- Best common mode rejection
- Same servo response on both axes
- Modules can be changed in minutes
- Amplifiers interchangeable
- Prices from \$1,200*, OEM discounts available

OR

Prices begin at \$970*
Quantity discounts available

**No more slidewire cleaner • No more slidewire lubricant
No More Slidewire!**

Houston Instrument's patented non-contacting capacitance feedback transducer replaces the slidewire and potentiometers, neatly eliminating the most troublesome components of X-Y servo systems.

For complete information on the Model 2000 or the Series 100, contact Houston Instrument, One Houston Square, Austin, Texas 78753. (512) 837-2820. For rush literature request and sales office information, outside Texas call toll free 1-800-531-5205. In Europe, contact Houston Instrument, Rochesterlaan 6, 8240 Gistel Belgium. Phone 059/277445.

Circle #217 for Series 100

Circle #24 for Model 2000

**houston
instrument**

DIVISION OF BAUSCH & LOMB

"the graphics - recorder company"

*U.S. Domestic Price Only
® Registered Trademark of Houston Instrument

New products

for the 5-V/500 mA model to \$107.42 for the 5-V/2-A model in small quantities. In quantities of 100 or more, the prices are lower. For example, a ± 15 -V/200-mA unit sells for \$84.80 in small quantities but goes for \$63.60 in large quantities.

Reliability Inc., P. O. Box 37409, Houston, Texas 77036. Phone Bob Miller at (713) 492-0550 [386]

Laser current supply is totally transient-free

The model LCS-350/R laser current supply is intended for laboratory use to drive and characterize continuous-wave diode lasers and laser systems. It is totally transient-free




and so will not pass any spikes, even when it is initially switched on, says the manufacturer. The supply offers an output adjustable up to 350 mA with a minimum compliance voltage of 6.0 v. Noise and ripple are less than 0.01% of the adjusted output, with a stability of ± 1 mA over 8 hours. The supply provides a ramping function that sweeps the current from zero to any preset value. It also provides an output proportional to current for use with an X-Y plotter. The current reading is displayed on a built-in digital readout.

The LCS-350/R is priced at \$995 each, with delivery from stock to four weeks.

Laser Diode Laboratories Inc., 1130 Somerset St., New Brunswick, N. J. 08901. Phone (201) 249-7000 [383]

\$24.95

...AND HOLDING



Model HB5-3/OVP

5V at 3A with Built-in OVP

Power One's B Case models started at \$24.95. Over 100,000 models and five years later, they're still only \$24.95!

- 115/230 VAC Input
- OVP Built-in
- .05% Regulation
- 2-Year Warranty
- 2-Hour Burn-in
- UL Recognized
- CSA Certified

Get all the details on our 84 standard open frames in our new 1978 catalog.

IN-STOCK NATIONWIDE... FOR IMMEDIATE DELIVERY

ARIZ.: Scotsdale, PLS Assoc. (602) 994-5461 CAL.: Pasadena, A-F Sls Engr. (213) 681-5631. San Jose, Richards Assoc. (408) 246-5860 COL.: Denver, PLS Assoc. (303) 773-1218 CT.: Litchfield, Digital Sls. Assoc. (203) 567-9776 FLA.: Orlando, Gra-Mar. (305) 894-3351 ILL.: Chicago, Coombs Assoc. (312) 298-4830 IND.: Indianapolis, Coombs Assoc. (317) 897-5424 MD.: Lanham, Brimberg Sls. Assoc. (301) 946-2670. Baltimore, Brimberg Sls. Assoc. (301) 792-8681 MASS.: Waltham, Digital Sls. Assoc. (617) 899-4300 MINN.: Minneapolis, Engr. Prod. Assoc. (612) 925-1883 N.J.: Whippany, Livera-Polk Assoc. (201) 377-3220 N.M.: Albuquerque, PLS Assoc. (505) 255-2330 N.Y.: Roslyn Hts., Livera-Polk Assoc. (516) 484-1278. Syracuse, C.W. Beach (315) 446-9587 ORE.: Portland, Jas. J. Backer (503) 297-3776. Salem, Jas. J. Backer (503) 362-0717 TEX.: Dallas, Advance Technical Sls. (214) 361-8584. Solid State Electr. (214) 352-2601. Houston, Advance Technical Sls. (713) 469-6668. Solid State Electr. (713) 785-5436 WASH.: Seattle, Jas. J. Backer (206) 285-1300. Radar Elec. Co. (206) 282-2511 WIS.: Milwaukee, Coombs Assoc. (414) 671-1945 EUROPE: Hanex, L.A., CA (213) 556-3807 CANADA: Duncan Instr. Weston, Ontario (416) 742-4448

"Think about
POWER-ONE INC.
D.C. POWER SUPPLIES

Power One Drive • Camarillo, CA 93010 • Phone: 805/484-2806 • TWX: 910-336-1297

SEE OUR COMPLETE PRODUCT LISTING IN EEM & GOLDBOOK

CRT supply boasts five adjustable outputs

A high-voltage power supply has been designed for use with computer-controlled color cathode-ray tubes. The model 10065 has five adjustable outputs: three independent 0-to-625-v dc grid supplies that can be programmed remotely; a 20-kv, 1.5-mA anode supply; and an



CANNON. THE SOURCE.



Cannon KJL/KJ Connectors.

Your ITT Cannon Electric distributor has an in-store supply of Cannon® KJL Series I and KJ Series II connectors for your MIL-C-38999 requirements.

High-reliability connectors with superior contact stability secured by the Super Caesar™ rear release contact retention assembly.

A design variety for temperature environments from -85°F to +392°F with nine shell sizes each series. Fifty-nine contact arrangements from 3 to 128 contacts. All contacts adaptable to AWG wire sizes 16-28 and easily installed by simple and fast customer tooling to lower your total installed cost.

So when you need KJL and KJ connectors, remember the source. ITT Cannon.

For more information contact your local distributor. Or write to: Product Manager, Circular Division, ITT Cannon Electric, 666 East Dyer Road, Santa Ana, California 92702. For 24-hour service, call toll-free (800) 854-3573; in California (800) 432-7063.

For all your Cannon connector needs see the EEM directory.

Six decades on the leading edge of interconnect technology.

CANNON ITT

Best selection of Dip, Panel, and PC Miniature Rotary Switches.


Your single source of supply for a wide variety of miniature rotary switches. Emphasis is on PC Mountable types including Dual-In-Line types with either BCD or Decimal Codes. Gold contacts where applicable are standard for low-level switching. Choice of screwdriver actuators, knob shafts or key-lock types and some are made for panel mounting. Fixed or adjustable types up to 10 or 12-positions and also in 2-pole 6-positions and 3-pole 4-positions. We have many more types than shown in this photo. Our engineering and production group will respond favorably to provide custom rotary switches, whether it be cut or milled shafts or an entirely new concept to meet your exacting needs. We urge you to call or write for details and ask for our new 160-page ALCOSWITCH catalog.



ALCOSWITCH®

ALCO ELECTRONIC PRODUCTS, INC. a subsidiary of AUGAT, Inc.
1551 Osgood St., N. Andover, MA. 01845 (617) 685-4371 TWX: 710 342-0552

Circle 25 on reader service card



HOPE The project a ship launched.

First there was the hospital ship S.S. HOPE, now retired. Today HOPE is an established project which has carried its goal of improving health through education to 24 developing countries of the world and the United States.

Give to:

PROJECT HOPE Department A
Washington, D. C. 20007

New products

adjustable 5-kv floating supply capable of external modulation to achieve dynamic focus. Input voltage is 28 to 30 v dc. The unit is protected against short circuits. It is convection-cooled and operates at temperatures ranging from 10° to 50°C. Line and load regulation vary between 0.5% and 2.0%, depending on the output, and ripple is 0.5, 6.0 or 20 v peak to peak, depending on the voltage.


Reich Associates Inc., P. O. Box 73, Plano, Texas 75074. Call Ernest Reich at (214) 424-7904 [385]

Ac-dc power supply has 0.02% load, line regulation

A triple-output ac-dc power supply regulates the load and line to within ± 0.02 for its dual 15-v outputs and to within $\pm 0.05\%$ for its +5-v logic power output. Model 923 is designed to meet the power needs of data-acquisition systems, as well as of a-d and d-a converters. It provides outputs of ± 15 v dc at ± 100 mA and 5 v dc at 500 mA and operates from line voltages of 105 to 125 v ac, 50 to 400 Hz. Current-limiting protects against overloading and short circuits. It also prevents start-up and latch-up problems characteristic of current-foldback schemes.

All voltage outputs are accurate to within $\pm 1\%$ maximum of the rated value. Output ripple and noise are guaranteed by the manufacturer to be less than 0.5 mV root mean





NEW LIFE FOR ANALOG RECORDERS IN A DIGITAL ENVIRONMENT

Ampex calls it the *M² Digital Encode/Decode Unit*. You'll call it the most cost-effective modem you've ever seen for high density digital multi-channel transmission applications.

Used in conjunction with an analog instrumentation recorder, the Ampex M² Encode/Decode Unit gives you a digital capability of 5 megabits/second at 120 ips, working in Biphase-L, Miller or M² codes. And you can get as many as 10 channels of record/playback in a package only 5 1/4 inches high by 19 inches wide.

The built-in test option functions as an error counter with a digital readout to diagnose input rates, and it also serves as both a tape and a total system certification system, displaying number of errors in either 10⁶ or 10⁸ bits. It can also be used as a frequency counter.

Use this unique unit as a digital recording front end, as a self-standing modem on wideband telephone and a signal circuits, or as a multichannel diagnostic adjunct. Power supply is 115/220V, 47 to 400 Hz, and price ranges from about \$6,000 to \$12,000 depending upon channel count and installed options.

Rene Chikhani can provide complete technical and performance specifications, and he'll work with you on custom system applications. Call Rene at 415-367-2758, or write to him at Ampex Data Systems, 401 Broadway, Redwood City, California 94063.

AMPEX

Circle 221 on reader service card

Need receiver


NOISE

measurements?

Ailtech has the box
that can do it!

Ailtech's 75 Precision Automatic Noise Figure Indicator (PANFI) can **MEASURE** amplifier and receiver noise figure with accuracy (± 0.15 dB) and precision (0.05 dB resolution). To **MONITOR** repeated measurements, there's the 7300 System Noise Monitors. They're available in analog and digital configurations and are ideal for amplifier production tests *including simultaneous gain measurements* and on-line radar receiver noise monitoring. Ailtech can **GENERATE**, with a comprehensive line of broadband solid state and gas-discharge devices for laboratory or system requirements; and can **CALIBRATE** RF and microwaves noise sources with the Ailtech 82 Noise Calibration System.

Measure, Monitor, Generate, Calibrate — Ailtech knows the whole story. And we'd like to tell you that story. Write today, we'll send it to you.



"Now available
with 488 buss
interface option."

AILTECH 
DIVISION CUTLER-HAMMER CONTROL

WEST COAST • CITY OF INDUSTRY, CA, 91746 • (714) 925-4011
EAST COAST • PONDICHERRY, NEW YORK 11797 • (516) 388-3100
FRANCE • LA GARENNE-COLOMBEE • TELEPHONE 780 475
UNITED KINGDOM • CROFTHORPE • TELEPHONE 6777
GERMANY • MUNICH • TELEPHONE (089) 623302
NETHERLANDS • ROTTERDAM • TELEPHONE (010) 61 446

MEMBER OF CUTLER-HAMMER INSTRUMENTS & SYSTEMS GROUP
Circle 26 on reader service card

THE FRONT LINE.

The Bud "Designers Group" of award winning, contemporary styled cabinet racks -- a formidable front line in any league, anywhere.

And the Concorde, Classic II, Series 60 and Series 2000 are backed up by six other rack styles, giving you a total of ten styles and ninety sizes to choose from.

For additional information on all models and sizes, write: Bud Industries, Inc., 4605 E. 355th Street, Willoughby, OH 44094, or Bud West, Inc., 3838 N. 36th Avenue, Phoenix, AZ 85019.

BUY BUD
First...of all.



From left to right:
Classic II, Series 2000,
Series 60, Concorde.

In Cleveland: 216/946-3200

In Phoenix: 602/269-3151

Circle 222 on reader service card

1979 Electronics Buyers' Guide

The only book of its kind in the field. If you haven't got it, you're not in the market.

To insure prompt delivery enclose your check with this coupon.

222



Electronic Buyers Guide
1221 Ave. of the Americas
New York, N.Y. 10020

Yes, please send me _____ copy(ies) of 1979 EBG.
 I've enclosed \$30 per copy delivered in the USA or Canada.
 I've enclosed \$52 per copy for delivery elsewhere

Name _____
Company _____
Street _____
City _____ State _____ Zip _____


New products

square. The unit, which has been designed for mounting on printed-circuit boards, offers 50 MΩ of input isolation and has a guaranteed breakdown of 500 v rms minimum. The supply measures 3.5 by 2.5 by 1.25 in. and does not require an external heat sink to meet its rated performance specifications over the ambient temperature range of -25° to +71°C. This ac-dc power supply is available from stock for \$89 in single-unit volumes.

Analog Devices Inc., P. O. Box 280, Route 1 Industrial Park, Norwood, Mass. 02062. Phone James Conant at (617) 329-4700 [388]

Four-output switcher delivers up to 111 W


A 20-kHz switching power supply produces four output voltages with a total power capability of 111 W. Model 912 delivers 5 v at 15 A, ±12 v at ±1.5 A, and -5 v at 0.5 A. Line regulation is within ±0.1% on all outputs, and load regulation is within ±0.5%. The unit accepts 110, 115, 220, or 240 v ac inputs, selected from a barrier strip. The outputs




have short-circuit and current-limiting protection. On the +5-v output, self-recovering overvoltage protection and remote sensing are standard. In small quantities, the price is \$225, and there are discounts for original-equipment manufacturers. Delivery is from stock to 30 days after receipt of order.

RO Associates Inc., 246 Caspian Dr., P. O. Box 61419, Sunnyvale, Calif. 94086. Phone Richard D. Okada at (408) 744-1450 [387]

Electronics/December 6, 1979



WAFIOS



This automatic machine produces up to
**50 coreless coils
 per minute**

including stripping of both shanks

	FTU 0-97	FTU 1-97
wire diameter	0,2-1,0 mm	0,3-2,0 mm
inside diam. of coil	10 mm	15 mm
coil length	35 mm	45 mm
shank length	30x30 mm	48x50 mm
number of coils	55	70
maximum output	50 coils/min.	40 coils/min.

**WAFIOS MASCHINENFABRIK · D-7410 REUTLINGEN 1
 TELEX 0729666/67**

**USA SALES OFFICE: WAFIOS MACHINERY CORPORATION
 P.O. B. 148 · 25-35 NORTH EAST INDUSTRIAL ROAD · BRANFORD/CONN. 06405 USA**

**WAFIOS CANADA LTD. 1145 BELLAMY ROAD UNIT N° 19
 SCARBOROUGH, TORONTO, ONTARIO M1H 1H5 · TELEX 065-25385
 SELLING AGENCIES IN ALL IMPORTANT COUNTRIES**

238 Circle 238 on reader service card

when nobody's got
 just what you need in
 Rare Earth Magnets

PERMAG'S Got It!

In stock. Off-the-shelf. 24-hour delivery. Grinding to your prints. Engineering assistance. Fabricating facilities. In addition, PERMAG has exotic, exclusive hard-to-get items. Complete facilities for measuring, testing, and producing special materials. 8 modern plants stocked, staffed, and equipped to meet your every requirement.

Write for new catalog.

**IN THE MAGNETIC FIELD
 PERMAG IS NO. 1.**



Consult your Yellow Pages for address and telephone number of Permag near you

Circle 44 on reader service card

New Pressure Transducer Catalog

If you measure pressure, you'll want this condensed catalog. It describes a wide range of pressure transducers and related instruments. All units are built to exacting quality standards for reliable, trouble-free operation in the toughest environments. And at prices you have to like. Send for catalog of stock models.


DATA INSTRUMENTS INC.
 Successor to TYCO Instrument Division

4 Hartwell Place, Lexington, Mass. 02173
 617-861-7450 TWX 710-326-0672

Circle 46 on reader service card

NEW WECKERSSER ONE-PIECE NYLON MOUNTING STUD

SNAPS IN 



New Weckesser one-piece nylon mounting stud provides easiest, fastest way for fastening cable clamps to hold cable, conduit, pipe, wire . . . even to fasten two pieces of material together.


Two standard stock sizes: MS-4 for use with .167" dia. hole in Weckesser Type 4 cable clamp . . . MS-6 for use with .203 dia. hole in Weckesser Type 6 cable clamp. Type 6/6 nylon, black or natural.

Weckesser COMPANY, Inc.

4444 West Irving Park Road • Chicago, Illinois 60641 • 312/282-8626

Circle 42 on reader service card

OAK SUBMINIATURE and MICROMINIATURE LAMPS



Widely used in aerospace, instrumentation and systems applications, these long life, reliable lamps, in size from T 3/8 to T 1 3/4, are available in a full range of voltage, current and candlepower specifications.

All lamps receive a minimum burn-in period of 16 hours at rated voltage. Lamps can be supplied to meet all applicable

MIL specifications and ratings of 100,000 hours minimum can be provided. Other options include supported or unsupported filament coils, lens tips or "tipless" construction, color-coated envelopes, silicon filters, and many others, in all popular base types.


For additional information contact Oak or your Oak distributor.

OAK Technology Inc.

SWITCH DIVISION / CRYSTAL LAKE, ILLINOIS 60014
TELEPHONE: 815-459-5000 ■ TWX: 910-634-3353 ■ TELEX: 72-2447

For a salesman to call circle #43
For further information circle #239

Analog I/O...



You'd Think We were Intel.

Achieve all common analog environments from laboratory to industrial control...choose from a selection of more than 10 systems for Intel and National micros.

High speed, high performance 12-bit analog I/O. Or 14-bit, if high resolution and accuracy is what you need. Complete system board solutions to analog measurement problems. If noise is your problem, our isolated systems measure signals of a few microvolts despite peak noise levels to 500V. More Multibus compatible data acquisition system boards than you can get from Intel or National. At lower prices.

A/D systems include: up to 64 channel analog inputs, 125KHz throughput, programmable gain amplifier, low level inputs of inputs of 10mV FSR, 14-bit accuracy and resolution, 4-20mA current loop inputs, isolated low level inputs, and full Multibus compatibility.

D/A systems include: up to 8 analog outputs per slot, with DC/DC converter on-board, fast settling of 3usec to 12-bit accuracy, 20mA outputs for guaranteed cable driving, point plotting capability, and 4 to 20mA current loop outputs.

DELIVERY? We doubt that you'll find any company faster than **DATA TRANSLATION**. We assure five-day delivery. When you order on Monday, we deliver by the next Monday. No excuses. No delays. GSA Contract. SEND for Full Technical Data or Call us.

DATA TRANSLATION

4 Strathmore Rd., Natick MA 01760
(617) 655-5300 Telex 948474


Circle 237 on reader service card

The most important data communications purchase you'll ever make isn't a device or component!

It's a timely, easy-to-follow guide that spells out exactly what you need to know to get the best possible deals on all data communications equipment. To turn data communications procurement into a smoothly running, cost-effective operation. And to save you thousands in data communications costs while delivering top-performance service!

Just published, this immensely important resource comes packed with the most authoritative and current information you need to make all your data communications purchasing decisions.

Plus step-by-step guidelines on the procurement process that speeds communications with vendors and assures that you get exactly the equipment you're looking for.



A first-of-its-kind working reference that puts right into your hands ...

- an alphabetical checklist of procurement document items to help you determine what's relevant to you and develop clauses or descriptions for the solicitation document
- sample solicitation format plus a compilation of solicitation clauses and forms most frequently used in procurement documents
- specifications for 38 devices, with a complete listing of both general and specific device specifications to consider when developing communications component requirements
- tabulation of Bell System data-set operating characteristics to help you develop a functional modem procurement
- vital facts to determine if special pin cross-connections are required to interface components with existing equipment
- tables of present value interest factors for yearly and monthly periods varying from 6 to 15%. Vital for evaluating proposals for future costs
- yearly energy costs of a continuously operating device in cents per Kilowatt hour
- checklist to develop a schedule of procurement activities
- plus invaluable guidance on the basic construction of a sample solicitation

Before you choose any data communications equipment, choose the DATA COMMUNICATIONS PROCUREMENT MANUAL. The before-you-buy buy for every data communications purchase!

Data Communications Procurement Manual

by Gilbert Held

150 pages

Contents

PROCUREMENT DOCUMENT ITEMS. SAMPLE SOLICITATION CLAUSES AND FORMS. Cover Sheet. Contact Form and Representations, Certifications, and Other Vendor Statements. Instructions, Conditions, and Notices to Vendors. Evaluation and Award Factors. Supplies/Services and Prices. Mandatory Specifications. Preservation/Packaging/Packing. Deliveries or Performance. Inspection and Acceptance. Special Provisions. Contract Administration Data. General Provisions. List of Documents and Attachments. **SPECIFICATIONS.** General Specifications. Specific Specifications (Acoustic Coupler, Analog Extension Unit, Analog Test Set, Automatic Calling Unit, Cable, Channel Service Unit, Code Converter, Concentrator, Controller, Data Access Arrangement, Data Compactor, Data Line Analyzer, Data Security Unit, Data Service Unit, Echo Suppressor, Facsimile Equipment, Frequency-Division Multiplexer, Front-End Processor, Interface Converter, Inverse Multiplexer, Limited-Distance Modem, Line Driver, MIL-STD-188C Adapter, Modem, Modem/Line-Sharing Unit, Multipoint Modem, Multipoint Modem, Parallel Interface Extender, Port Selector, Port-Sharing Unit, Remote Batch Terminal, Speech/Data Unit, Speed Converter, Statistical Multiplexer, Switch, Time-Division Multiplexer, Transmission Test Set, Voice Adapter). **APPENDIXES.** Bell System Data Set Compatibility Guide. Modem Options. EIA Terminal/Modem Interface. Modem Interface Description. Present Value Interest Factors. Energy Consumption Cost. Communications Procurement Plan. Sample Modem Procurement.

Order today using this coupon!

Return coupon to:

Data Communications Procurement Manual
P.O. Box 669
Hightstown, New Jersey 08520

Name _____

Send me _____ copy (copies) of the DATA COMMUNICATIONS PROCUREMENT MANUAL (606534-0) on a 10-day money-back guarantee. I understand that if I am not absolutely satisfied, I may return the book(s) within 10 days at no further obligation. Otherwise, McGraw-Hill will bill me \$24.50 for each copy, plus applicable sales tax, shipping and handling charges.

Title _____

Company _____

Address _____

City _____


State _____ Zip _____

SAVE MONEY! Enclose payment in full, plus local sales tax, and McGraw-Hill pays all regular postage and handling charges. Ten-day money-back guarantee still applies.

____ Check enclosed ____ Bill me ____ Bill my company

This offer subject to acceptance by McGraw-Hill and good only in U.S.





NEW SOUND GENERATORS OFFER LOW-COST EFFICIENCY

Projects Unlimited's new line of Piezo Ceramic Benders (Series PCB-1) combine low-cost efficiency with small size, reliable construction and superb performance. These units will sound with as little as 3 VAC applied and are useful over the range of 1.5 to 15 KHz depending on the bender size and model number. High impedance allows the units to be easily driven from conventional I.C. devices.


For more information, write: Projects Unlimited, Inc.,

3680 Wyse Road,
Dayton, Ohio 45414.
Phone: (513) 890-1918.
TWX: 810-450-2523.



Circle 38 on reader service card

DIP/SIP Shunt Networks (they're programmable)




CTS Series 198 programmable shunt networks replace jumper buss wiring with one error-free package available in complete matrix or parallel connections. You program them by breaking a visible connection with a stylus. Or we'll program them for you. Nothing we know of could be more economical.

SIP and DIP styles on .100" centers and 300" side-to-side. SIP's available in 2-12 pins. DIP's in 4-24 pins. Machine insertable. Get complete data from CTS Keene, Inc., 3230 Riverside Ave., Paso Robles, CA 93446. Phone: (805) 238-0350.



CTS CORPORATION
ELKHART INDIANA

Circle 41 on reader service card



You'd Think We were DEC.

Choose from over twenty-nine analog I/O systems. Dual height systems for LSI-11, LSI-11/2, and LSI-11/23 designed to save valuable backplane space and lower costs. Quad size systems with features no one else offers. Hex height PDP-11 Unibus* systems with unmatched performance.

High-speed, high-performance 12-bit I/O. Or 14-bit, if high resolution and accuracy is what you need. In addition hard-to-get-DEC equivalents. Digital I/O. Programmable real-time clock. Interfaces with FORTRAN subroutines that reduce your programming time. Plus, guaranteed bus and software compatibility. More LSI-11 and PDP-11 data acquisition system boards than you can get from DEC. At lower prices.

A/D systems include: up to 64 channel analog inputs, 125KHz throughput, DMA interface, programmable gain amplifier, low level inputs of 10mV FSR, 14-bit accuracy and resolution, 4-20mA current loop inputs, isolated low level inputs, and full DEC compatibility.

D/A systems include: up to 8 analog outputs per slot, fast settling of 3usec to 12-bit accuracy, 25mA outputs for guaranteed cable driving, point plotting capability, DMA interface and read/write byte addressable registers.

Digital boards include: Digital I/O, Isolated Digital I/O, and programmable real-time clock.

DELIVERY? We doubt that you'll find any company faster than **DATA TRANSLATION**. We assure five-day delivery. When you order on Monday, we deliver by the next Monday. No excuses. No delays. GSA Contract. **SEND** for Full Technical Data or Call us.

DATA TRANSLATION INC

4 Strathmore Rd., Natick MA 01760
(617) 655-5300 Telex 948474

*UNIBUS, LSI-11 & PDP-11 are Trademarks of Digital Equipment Corp.

Circle 235 on reader service card


 KGRIA 1349 S-2
 14UF ± 20%
 10300 WVDC
 7509

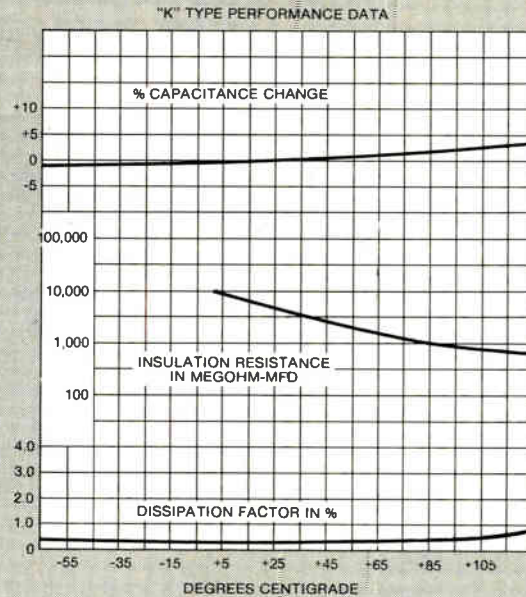
with K Series Mica Capacitors

MAXIMUM VOLUMETRIC EFFICIENCY ON HIGH VOLTAGE APPLICATIONS — TO 75 KV

Compact, long-life K Series capacitors made from mica paper dielectric impregnated with epoxy formulation.

Potential volume and weight reductions of 30 to 50% from standard polyester-impregnated design.

Write for **FREE K Series TechniTip**. Also available, C Series Mica for energy storage, and T Series Film for high temperature applications.



CUSTOM ELECTRONICS, INC.
 12 Browne St., Oneonta, NY 13820
 PH: 607-432-3880 TWX: 510-241-8292

Circle 234 on reader service card

Say It In Sign Language There's No Better Way


Ferranti-Packard alphanumeric display modules are ideal for visual communications. They're silent, easy-to-read modules you can count on for fast accurate information.

And, there are good reasons for using Ferranti-Packard. These versatile electromagnetic modules are economical to apply and operate. Power consumption is negligible. Remanent magnetism provides inherent memory so power is only required to change the display—not retain it.

The rotating fluorescent discs are the only moving parts—and are rated for over 100 million operations. Viewing is by reflecting light—so the visibility increases with the ambient light level. This makes them ideal in brightly lit conditions, indoors or out.

Modules are available in a range of colors and character sizes, from 3 inches (70 mm) to 18 inches (450 mm). They are ideal for industrial displays, digital readouts, advertising displays, score boards, bulletin boards, paging systems and traffic control signs.

When clear displays count, specify Ferranti-Packard.



Ferranti-Packard Limited

Electronics Division
 6030 Ambler Drive, Mississauga,
 Ontario L4W 2P1 Canada
 Telephone: (416) 624-3020
 Telex: 06-961437

234 Circle 36 on reader service card

New products

lead pins from being bent; no wedge-shaped tools are needed. As the devices are lifted from the board, they pass through a checking station for detection of bent leads. Devices that have no bent pins are passed into an accumulator section or directly into loading tubes. Those with damaged leads are held at a separate station. The good devices are positioned with the leads up for further visual inspection through a clear plastic cover. Between 6,000 and 9,000 devices may be removed per hour by a single operator.

The IC remover machine sells for \$6,800 with delivery in four to six weeks. The machine is manufactured by IDEA (for Invention, Design, Engineering Associates) in Torrance, Calif.

Petlock Associates, 1128 East Chestnut St., Santa Ana, Calif. 92071. Phone (714) 972-4900 [396]

IC sockets and adapter headers operate to 500° F


A series of high-temperature integrated-circuit sockets and adapter headers use thermoset plastic insulation material, making them suitable for continuous operation at temperatures from 425° to 500° F. This insulation is self-extinguishing, Underwriters Laboratory-rated, and meets MIL-14M-14F, Type SDG-F specifications. Well suited for rugged environments or for extended burn-in applications, these sockets and headers use precision-machined brass contacts with either gold or tin plating; the spring clips are gold-plated beryllium copper.

The series HT140 sockets come with mounting holes, whereas the series HT240 sockets do not. Both have 0.3-in. contact spacing and are available with 8 to 24 contacts. The series HT300 adapter headers have 0.6-in. spacing and are available with 8 to 40 contacts. Priced at 30¢ to \$1.50 each, the devices are available from stock to four weeks.

Garry Manufacturing Co., 1010 Jersey Ave., New Brunswick, N. J., 08902. Phone (201) 545-2424 [398]

Electronics/December 6, 1979





specified point. Any pc board assemblies not meeting these tests are automatically rejected.


To perform the electronic testing function, the machine makes four connections with the pc board to interface with the user's own computer. After testing, the computer indicates to the machine whether the pc board assembly is accepted, rejected, or in need of reworking.

The desolder and test machine will sell for close to \$90,000, with delivery in about a year.

Kahle Engineering Co., 3322 Hudson Ave., Union City, N. J. 07087. Phone Carl Napor at (201) 867-6500 [393]

Unit lifts ICs from burn-in boards without bending leads

The model 6000 integrated-circuit remover enables a single operator to empty a burn-in board in about 30 s. The machine removes the devices in a perpendicular manner to prevent



Electronics / December 6, 1979

DELIVERY ★ Microcomputer Analog I/O Systems



For:

- DEC LSI-11 & LSI-11/2 (FORTRAN SUBROUTINES AVAILABLE for RT-11)
- DEC PDP-11 UNIBUS
- INTEL SBC-80 Series & NATIONAL BLC-80 Series
- ZILOG MCB Series (Z-80)
- MOSTEK/PROLOG STD BUS
- COMPUTER AUTOMATION LSI 2, 3, & 4 Series

Precise Analog I/O for any micro.

Data Translation manufactures the largest array of analog I/O modules and systems in the industry.

Standard interfaces for every major micro-computer.

From isolated inputs to extremely high-speed inputs. Designed to meet your most stringent data acquisition needs in a wide range of measurement and control applications.

Highly reliable systems in only 5 days.

Our goal is to ship the most reliable analog I/O systems available anywhere. That's why we go to such great lengths to ensure the highest reliability.

Delivery? We doubt that you'll find any company faster than Data Translation.


We assure five-day delivery. When you order on Monday, we deliver by the next Monday. No excuses. No delays.

SEND for Full Technical Data or Call us.
GSA Contract No. GS-00S-64219

DATA TRANSLATION

INC
4 Strathmore Rd., Natick MA 01760
(617) 655-5300 Telex 948474

Circle 233 on reader service card




NOW...

obsolete decoupling capacitors



with Q/PAC™



New, high capacitance Q/PAC* power distribution elements are the exciting, revolutionary way to eliminate decoupling capacitors from printed circuit boards. Rugged Q/PAC elements are easy to install and increase system reliability through reduced part count.

Q/PAC elements are available in capacitance values up to $0.05\mu\text{f}$ per inch in lengths up to 16 inches. Configurations allow for either vertical mounting or horizontal installation under DIP packages.

Q/PAC elements eliminate the need for on board power traces and extra board layers. They maximize packaging density and minimize signal interconnection problems.

Q/PAC elements feature a low dissipation factor, low inductance and low impedance.

Pack more on static and dynamic MOS memory boards, more on critical random logic boards.

*Patent Applied For



FOR IMMEDIATE NEED CIRCLE 229

Contact the Q/PAC Product Specialist at (602) 963-4584.

ROGERS

Rogers Corporation
Chandler, Arizona 85224

EUROPE Mektron NV Gent Belgium JAPAN Nippon Mektron Tokyo

FOR INFORMATION ONLY CIRCLE 232



New products

This system offers a beam-current density of 100 A/cm² and a spot size as small as 0.025 μm. It can write dimensions as fine as 0.2 μm or as broad as 1.0 μm.

The system uses four back-scatter detectors, giving it a typical stitching error of ±0.1 μm between adjacent scan fields and a typical overlay error of ±0.1 μm layer to layer. Variable clock rates permit variable scanning speeds—to 10 MHz—eliminating proximity effects in writing closely in adjacent areas. The stage or working chamber of the system incorporates drives and coupling in a vacuum, to reduce the possibility of the fatigue fractures often found in systems using bellows. Mounted in the vacuum along with this working chamber and column are interferometers to compensate for differences in substrate height. Because the system uses a dry lubricant, the wear on ball bearings is minimized, as is the risk of column contamination. Isolation valves and automatic pre-pumping controls minimize the time required for changing the filament and the substrate. An advanced pump design eliminates the requirements for liquid nitrogen bafflers.

Currently there is a five- to six-month wait for this system, which, when completely equipped with all available options, will sell for about \$2,000,000.

Philips Electronic Instruments Inc., 85 McKee Dr., Mahwah, N. J. 07430. Phone (201) 529-3800 [392]

Machine desolders, tests 1,000 pc boards per hour

A microprocessor-controlled machine for desoldering printed-circuit boards and testing them has been designed to accept printed-circuit board assemblies with waste solder material still attached. The 5062 handles up to 1,000 pc boards per hour. The machine first desolders eight holes, verifying afterwards that this job has been completed satisfactorily and that no soldered connections on the underside of the pc board are protruding beyond a pre-

THE MINUTE MENDER.

Eastman 910[®] adhesive is so strong, fast and easy to apply that it can be used for many small repair jobs as well as for product assembly. One drop bonds rubber, plastics, metals, hardwoods and



ceramics in seconds to minutes. For more information, write Bill McGillen, Eastman Chemical Products, Inc., Plastics Division, Kingsport, Tennessee 37662.



Eastman 910[®] adhesive

Eastman Chemical Products, Inc., a subsidiary of Eastman Kodak Company, Kingsport, Tennessee. Eastman 910 is an Eastman trademark for cyanoacrylate adhesives.

Circle 231 on reader service card



LARGEST RADAR INVENTORY IN THE WORLD

SYSTEMS & SPARES

AN/ALT-6-7-8
AN-APG-33
AN/AG-51
AN/APN-69
AN/APN-102
AN/APN-169
AN/APO-50
AN/APO-55
AN/APS-20
AN/APS-31A
AN/APS-42-45
AN/APS-64
AN/ASB-4/9
AN/CPS-6B
AN/CPS-9
AN/DPN-32
AN/FPS-6-8
AN/FPS-14-18
AN/FPS-20-75
AN/FRC-39
AN/FRT-15
AN/GPA-30
AN/GPA-126
AN/MPQ-4A-10
AN/MPQ-29
AN/MPS-19
AN/MPX-7
AN/MSQ-1A
AN/SPA-4A
AN/SPA-8
AN/SPN-5
AN/SPS-5B
AN/SPS-6C
AN/SRW-4C
AN/TPN-12/17
AN/TPS-1D,E
AN/TPS-10D
AN/TPS-28
AN/TPS-34B
AN/TPS-37
AN/TPX-21
AN/UPA-25-35
AN/UPX-4-6
AN/UPX-14
HIPAR
MK-25
Nike Ajax
Nike Hercules
SCR-584

AUTOTRACK ANTENNA SCR-584 RADAR SYSTEM

360 deg AZ 210 deg EL. 1 mil. accuracy. Missile vel. accel. and slew rates. Amplidyne control. Handle up to 20 ft. dish. Compl. control chassis. ALSO in stock 10 cm. van mounted rad. system. Conical scan. PPI. 6 ft. dish. 300 pg. instr. bk. on radar. \$50.

RF SOURCES

17-27 KHz 200 W CW
125-450 KHz 4 KW CW
2-30 MHz 3 KW CW
4-21 MHz 40 KW CW
24-350 MHz 100 W CW
80-240 MHz 500 W 2-5 uS
175-225 MHz 300 KW 1, 20 uS
200-2000 MHz 40 W CW
210-225 MHz 1 MW 5 uS
385-575 MHz 1.5 KW CW
400-700 MHz 1 KW .03 DC
950-1500 MHz 1 KW .06 DC
900-1040 MHz 5-10 KW .006 DC
1.2-1.35 GHz 500 KW 2 uS
1.5-9.0 GHz 150 W CW
3.2-3.3 GHz 10 KW .002 DC
2.7-2.9 GHz 1 MW 1 uS
3.1-3.5 GHz 1 MW 1.3 uS
2.7-2.9 GHz 5 MW 2-3 uS
4.4-5.0 GHz 1 KW CW
5.4-5.9 GHz 5 MW .001 DC
6 GHz 1 MW 1 uS
6.2-6.6 GHz 200 KW .37 uS
8.5-11 GHz 200 W CW
9.375 GHz 40 KW .5-1-2 uS
8.5-9.6 GHz 250 KW .0013 DC
15.5-17.5 GHz 135 KW .33-1-3 uS
24 GHz 40 KW .15 uS
35 GHz 50 KW .1 uS

MODULATORS

25 KW 5.5 KV 4.5 A; .0025 DC
144 KW 12 KV 12 A; .001 DC
250 KW 16 KV 16 A; .002 DC
405 KW 20 KV 20 A; .1 DC
500 KW 22 KV 28 A; .001 DC
1 MW 25 KV 40 A; .002 DC
3 MW 50 KV 60 A; 30 uS
10 MW 76 KV 135 A; .001 DC
66 MW 160 KV 400 A; .00

TRACKING SYSTEMS

K BAND MONOPULSE 40 KW E-34
X BAND NIKE AJAX/HERCULES
X BAND HI-RES MONOPULSE MOD IV
X BAND GCA PAR II
X BAND FIRE CONTROL 250 KW M-33
X BAND MOBILE 40 KW AN/MPQ-29
X BAND BEACON 100 W AN/DPN-62
S BAND 10' DISH 500 KW AN/MPQ-18
S BAND 250 KW AN/MPQ-10A
S BAND 250 KW AN/MPQ-9
X BAND HAWK MPO-34
X BAND HAWK MPO-33
C BAND 1.5 MW MPS-19(C)
S BAND 14' DISH PRELORT

SEARCH SYSTEMS

KU BAND AIRBORNE 135 KW B-58
X BAND WEATHER 250 KW AN/CPS-9
X BAND WEATHER 40 KW AN/SPN-5
X BAND 7 KW AN/TPS-21
X BAND CW DOPPLER AN/PPS-9/12
C BAND HGT FDR 1 MW TPS-37
C BAND 285 KW AN/SPS-5B/D
S BAND HGT FINDER 5 MW AN/FPS-6
S BAND COHERENT 1 MW AN/FPS-18
S BAND 1 MW NIKE AJAX/HERC
L BAND 40' ANT 500 KW AN/FPS-75
L BAND 500 KW AN/TPS-10/GSS-1
UHF 1 MW HELIHUT TPS-28

C BAND TRACKER

Pwr: 1.5 MW Range: 250 miles
Recv: param Display 5" "A" scopes.
10' dish w/linear or circ. polarization.

NIKE HERCULES SPARES/MAINTENANCE

Over 10,000 major components in stock w/repairs and overhaul facilities incl: SHOP 1 & 2 MAINTENANCE VANS.

SEND FOR FREE 24 PAGE CATALOG



**Radio
Research
Instrument
Co., Inc.**

2 Lake Avenue Ext., Danbury, CT 06810
(203) 792-6666 • Telex 962444





WHY CUT? WHY STRIP? WHY SLIT?
WHY NOT...



JUST WRAP™

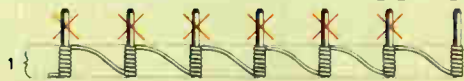
WIRE WRAPPING TOOL

- AWG 30 Wire
- .025" Square Posts
- Daisy Chain or Point To Point
- No Stripping or Slitting Required
- ...JUST WRAP™...
- Built In Cut Off
- Easy Loading of Wire
- Available Wire Colors: Blue, White, Red & Yellow

traditional Wire-Wrapping



JUST WRAP Wire-Wrapping



U.S.A. FOREIGN PATENTS PENDING

JUST WRAP TOOL WITH ONE 50 FT. ROLL OF WIRE		
COLOR	PART NO.	U.S. LIST PRICE
BLUE	JW-1-B	\$ 14.95
WHITE	JW-1-W	14.95
YELLOW	JW-1-Y	14.95
RED	JW-1-R	14.95
REPLACEMENT ROLL OF WIRE 50 FT.		
BLUE	R-JW-B	\$ 2.98
WHITE	R-JW-W	2.98
YELLOW	R-JW-Y	2.98
RED	R-JW-R	2.98
JUST WRAP-UNWRAPPING TOOL		
	JUW-1	\$ 3.49



OK MACHINE & TOOL CORPORATION 3455 CONNER ST.,
BRONX, N.Y. 10475 (212) 994-6600/TELEX 125091

*MINIMUM BILLING \$ 25.00/ADD SHIPPING CHARGE \$ 2.00/NEW YORK CITY/STATE RESIDENTS ADD APPLICABLE TAX.



Fastest Op Amp.

Signetics' NE5539 spans 1.2 GHz and slews at 600 V/ μ sec.

Signetics' NE5539 brings you hybrid performance, "DC to daylight"—at monolithic prices.

It's the industry's fastest monolithic op amp. Unmatched speed with superior bandwidth makes it your one choice for demanding uses in wideband video and data acquisition systems.

Use it anywhere your design calls for a 600 V/ μ sec slew rate with a 1.2 GHz gain/bandwidth product. And where you're after a full-power closed-loop bandwidth of 48 MHz.

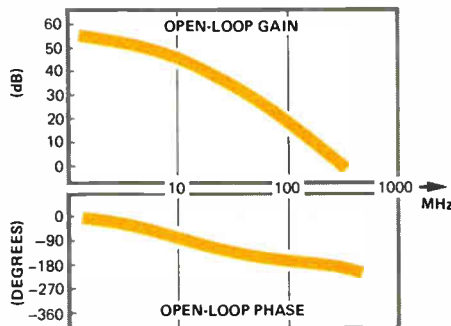
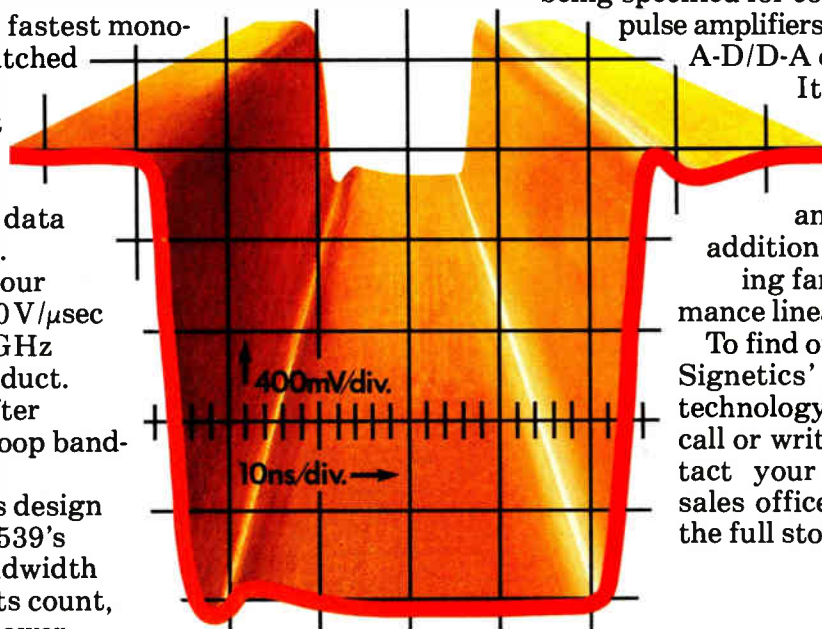
Suddenly systems design is simpler. The NE5539's great speed and bandwidth help you reduce parts count, while an emitter-follower design gives you true differential high input impedance.

This op amp is already making color video systems more reliable. And it's being specified for coaxial cable drivers, pulse amplifiers, RF oscillators and A-D/D-A converter systems.

It's a natural for *fast* sample-and-hold circuitry. This high-speed op amp is only the latest

addition to Signetics' growing family of high performance linears.

To find out how you can put Signetics' advanced linear technology to work for you, call or write us today. Or contact your nearby Signetics sales office or distributor for the full story.



signetics

a subsidiary of U.S. Philips Corporation

Signetics Corporation
811 East Arques Avenue
P.O. Box 409
Sunnyvale, California 94086
Telephone 408/739-7700

To: Signetics Publication Services, 811 East Arques Ave.,
P.O. Box 409, Sunnyvale, CA 94086. E116-NE

() Rush complete specs on the industry's fastest op amp.

My application is: _____

Name _____ Title _____

Company _____ Division _____

Address _____ MS _____

City _____ State _____ Zip _____

Please have an op amp specialist phone me at once at:

() _____

the **best** self-contained memory available!

Here's a true non-volatile module with no need for back up battery.


Our new self-contained PDP-LSI fully compatible memory systems feature totally adaptable plug-in boards. Speed. Accuracy. Reliability. In-definite retrieval of data. And all of this using plated wire! Available at competitive prices in 4K/18bit to 64K/18bit capacities.

For more information, just write or call:




TOKO AMERICA, INC.
5520 WEST TOUHY AVENUE
SKOKIE, ILLINOIS 60077
(312) 677-3640 • TELEX 72-4372

in the long run,
Toko makes it better for you.



Circle 228 on reader service card

NEW: MXO-50 Oscillators—25 kHz to 60 MHz



(shown twice actual size)

Hermetically-sealed metal package for enhanced reliability... improved stability.

Glass to metal seal—impervious to moisture either in use or during manufacture. TTL compatible MXO-50 oscillator eliminates external components and extra circuitry. Available with full military screening.

Stability: As low as $\pm 0.0025\%$ available. Fan out: 10 TTL loads. Operating temp.: 0° to $+70^\circ\text{C}$., or -55° to $+125^\circ\text{C}$.. Dimensions: .800" x .500" x .280" Electrically identical to MXO-40.

For full facts, use Reader Service Card or write: CTS Knights, Inc., 400 Reimann Avenue, Sandwich, Illinois 60548. Phone: (815) 786-8411.



CTS KNIGHTS, INC.

228 Circle 32 on reader service card

New products

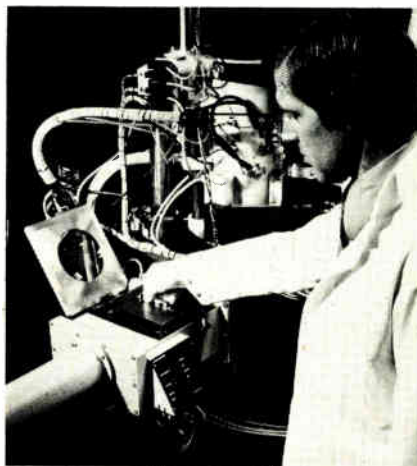
system's vacuum-operated, bed-of-nails test fixture can be adapted to different boards in 1 to 2 minutes. A separate program is needed for each type of board tested, but a "bogie" programming approach makes it simple to write. A known good board is loaded into the machine's test fixture and its parameters measured and stored on a data-tape cartridge for later use in random-access memory. This takes only a few seconds, and the routine can be stored indefinitely. Alternatively, when put into an editing mode, the system can be programmed manually in about 15 minutes.

The 2245 comes with self-testing and diagnostic software, a kit of spare parts, and documentation that includes a video-taped maintenance course. Available options could bring system price up to \$30,000 from the basic \$18,500. But GenRad sources expect an average system to cost about \$25,000. Deliveries will begin in the first quarter of 1980.

GenRad Inc., 300 Baker Ave., Concord, Mass. 01741. Phone (617) 369-4400 [391]

Electron-beam writing system generates 5-in.² patterns

The Beamwriter, a recently introduced [*Electronics*, Oct. 25, p. 33] vector-scanning electron-beam writing system from Philips, has been designed for the faster generation of precision masks and reticles that have pattern areas of up to 5 in.²



Electronics/December 6, 1979



Fiber optic connectors. Fast delivery. All you want.



Amphenol™ 906 Series single fiber connectors are available now. Available everywhere.



actual size.

Now you can get true innovation in fiber optic technology. The single fiber connector is here in the Amphenol 906 Series. And it's in stock, in quantity. Find everything you need in Amphenol 906 Series single fiber connectors. Plugs. Adapters. Receptacles. Polishing tools.

And the 906 Series gives you improved system performance and minimal insertion loss. Plus compatibility with all popular cables.

The same world-wide, off-the-shelf availability applies to Amphenol 905 Series bundle connectors and complementary products.

Ask, too, about the availability of our 801 Series multichannel connectors. With 4- and 8-channel configurations. Environmental sealing. MIL-Spec shells.

We make innovation easy to obtain. And we'll work with you to come up with even newer ideas for your special fiber optic interconnection needs.

For more information call the sales office or distributor nearest you. Or contact RF Operations, Danbury, Connecticut. (203) 743-9272



AMPHENOL NORTH AMERICA

A Division of Bunker Ramo Corporation

Circle 227 on reader service card

Amphenol North America Division Headquarters: Oak Brook, Illinois 60521

Sales Offices: Atlanta (404) 394-6298 • Boston (617) 475-7055 • Chicago (312) 986-2330 • Dallas (214) 235-8318 • Dayton (513) 294-0461
 Denver (303) 752-4114 • Detroit (313) 722-1431 • Greensboro (919) 292-9273 • Houston (713) 444-4096 • Indianapolis (317) 842-3245
 Kansas City (816) 737-3937 • Knoxville (615) 690-6765 • Los Angeles (213) 649-5015 • Minneapolis (612) 835-4595 • New York (516) 364-2270
 Orlando (305) 647-5504 • Philadelphia (215) 653-8750 • Phoenix (602) 265-3227 • St. Louis (314) 569-2277 • San Diego (714) 272-5451
 San Francisco (408) 732-8990 • Seattle (206) 455-2525 • Syracuse (315) 455-5786 • Washington, DC (703) 524-8700
 Canada: Montreal (514) 482-5520 • Toronto (416) 291-4401 • Vancouver (604) 278-7636 • International: Oak Brook, Illinois TELEX 206-054

New products

Packaging & production

System tests bare circuit boards

In-circuit tester sells for \$18,500, exercises stripped or resistor-loaded boards

If a company is already in the business of testing incoming components, it makes sense for it to expand into testing bare circuit boards also. GenRad Inc. has introduced what it calls an in-circuit/connectivity test system for just this purpose.

Testing bare boards saves money. The cost of finding an open or short circuit or other defect on a bare board can be measured in pennies—the price of repairing it or throwing it away. But at each point downstream—stuffed board, assembled system, and delivered system—the cost of troubleshooting and repair goes up by about a factor of 10, according to GenRad, until a board failure can cost a firm tens or perhaps hundreds of dollars.

Thus the \$18,500 spent on the

2245 could be recouped in a reasonable time in any moderately large assembly operation, say GenRad sources, who claim that bare-board faults, manufacturing-caused opens and shorts, and faulty resistors account for more than half of all board defects. The 2245 tests bare boards, boards with resistors inserted, and (using adaptors) cables and backplanes. It is even said to catch some resistor faults that a functional tester might not—for example, faulty terminating resistors on emitter-coupled-logic boards.

The system may also be used to check fully loaded boards on the production floor, verifying that proper connections have been made. The goals here would be shorter visual inspection time, improved quality control, and, on occasion, the offloading of larger functional testers like GenRad's 2270-class systems. Such an application has obvious appeal for large makers of printed circuits, since it makes outgoing inspection faster and more reliable than visual inspection, especially with multilayer boards.

The 2245 takes 1 or 2 seconds to test a board; its built-in printer presents diagnostic messages at the rate of about one fault every second. The



ARIZONA
Cetec Moltronics
 Phoenix
 (602) 272-7951
Wyle Distribution Group
 Phoenix
 (602) 249-2232

CALIFORNIA
Bell Industries
 Sunnyvale
 (408) 734-8570
Kierulff Electronics
 Los Angeles
 (213) 725-0325
 San Diego
 (714) 278-2112
Wyle Distribution Group
 Santa Clara
 (408) 727-2500
Wyle Distribution Group
 El Segundo
 (213) 322-8100
 San Diego
 (714) 565-9171
Cetec Moltronics
 San Diego
 (714) 278-5020
 South Gate
 (213) 773-6521
Sterling Electronics
 Santa Clara
 (408) 985-7411

COLORADO
Newark Electronics
 Denver
 (303) 757-3351
Wyle Distribution Group
 Commerce City
 (303) 287-9611

CONNECTICUT
Connector Co.
 New Haven
 (203) 624-0127
Wilshire Electronics
 Hamden
 (203) 281-1166

FLORIDA
Arrow Electronics
 Palm Bay
 (305) 725-1480
Kierulff Electronics
 St. Petersburg
 (813) 576-1966
Schweber Electronics
 Hollywood
 (305) 927-0511

GEORGIA
Arrow Electronics
 Doraville
 (404) 455-4054

ILLINOIS
Bell Industries
 Chicago
 (312) 982-9210
Klaus Radio, Inc.
 Peoria
 (309) 691-4840
Newark Electronics
 Chicago
 (312) 638-4411
Ohm Electronics, Inc.
 Palatine
 (312) 359-5500
Schweber Electronics
 Elk Grove
 (312) 593-2740

INDIANA
Genesis Electronics
 South Bend
 (219) 287-2911
Graham Electronics
 Indianapolis
 (317) 634-8202

KANSAS
Wichita Aircraft
 Wichita
 (316) 838-1421

MARYLAND
Arrow Electronics
 Baltimore
 (301) 247-5200
Cramer Electronics
 Gaithersburg
 (301) 948-0110
Pioneer Electronics
 Gaithersburg
 (301) 948-0710

MASSACHUSETTS
Cramer Electronics
 Newton
 (617) 969-7700
Industrial Components Corp.
 North Wilbraham
 (413) 596-3854
Kierulff Electronics
 Billerica
 (617) 935-5134
Schweber Electronics
 Bedford
 (617) 890-8484
Wilshire Electronics
 Burlington
 (617) 272-8200

MICHIGAN
RS Electronics
 Livonia
 (313) 525-1155
Wedemeyer Electronic Co.
 Ann Arbor
 (313) 665-8611

MINNESOTA
Arrow Electronics
 Edina
 (612) 830-1800
Newark Electronics
 Minneapolis
 (612) 331-6350

MISSOURI
Olivo Electronics, Inc.
 St. Louis
 (314) 426-4500
Walters Radio Supply
 Kansas City
 (816) 531-7015

NEW JERSEY
Radio Electric Service Co.
 Pennsauken
 (215) 925-6900
Schweber Electronics
 Fairfield
 (201) 227-7880
Wilshire Electronics
 Clifton
 (201) 340-1900

NEW YORK
Arrow Electronics
 Farmingdale
 (516) 694-6800
Genesee Radio Parts Co.
 Buffalo
 (716) 873-9661

Harvey Electronics
 Binghamton
 (607) 748-8211
Progress Electronics
 Plainville
 (516) 433-1700
Schweber Electronics
 Westbury
 (516) 334-7474
Simcona Electronics
 Rochester
 (716) 328-3230
Summit Distributors
 Buffalo
 (716) 884-3450

NORTH CAROLINA
Cramer Electronics
 Winston-Salem
 (919) 725-8711

OHIO
Pioneer Electronics
 Cleveland
 (216) 587-3600
 Dayton
 (513) 236-9900
Schuster Electric Co.
 Cincinnati
 (513) 984-1600
Schweber Electronics
 Beachwood
 (216) 464-2970

OKLAHOMA
Electro Enterprises
 Oklahoma City
 (405) 478-1752

PENNSYLVANIA
Almo Electronics
 Philadelphia
 (215) 698-4000
CAM/RPC Indus. Electronic
 Pittsburgh
 (412) 782-3770
Pytronic Industries
 Montgomeryville
 (215) 643-2850

TENNESSEE
Electra Distributing Co.
 Nashville
 (615) 329-3971

TEXAS
Allied Electronics
 Ft. Worth
 (817) 336-5401
Hamilton/Avnet
 Dallas
 (214) 661-8661
Sterling Electronics
 Dallas
 (214) 357-9131
 Houston
 (713) 627-9800
Texas Instrument Supply Co.
 Dallas
 (214) 238-6821

UTAH
Diplomat/Alta
 Salt Lake City
 (801) 486-4134
Standard Supply Co.
 Salt Lake City
 (801) 486-3371

WASHINGTON
Bell Industries
 Bellevue
 (206) 747-1515
Wyle Distribution Group
 Seattle
 (206) 453-8300

WISCONSIN
Electronic Expeditors
 Milwaukee
 (414) 228-8100

CANADA:
 Distributors in major cities

VECTOR PLUGBOARDS OFFER MORE...

- Unique time saving bus patterns
- Press-fit wrap-posts & solder terminals
- Many board and contact sizes



- Easy to wire hole and pad patterns
- .042" diameter holes on .1" grid
- P.C. plug or flexcable connections

4493-1 ANY DIP, \$23.88 Accepts all DIPs. Offset power and ground planes. 36/72 contacts. 4.5" x 9.6" (6.5" also available). 22/44 contacts also offered in both sizes.

8804 ANY DIP, \$21.95. Accepts all DIPs. Offset power and ground planes, 50/100 contacts spaced .125". S-100 size.*

4112-5 PAD BOARD, \$12.23. Pad per 3 holes. Ground plane on back-side. 4.5" x 4.5" or 4.5" x 6.5" or 4.5" x 9.6". 22/44 contacts spaced 0.156".

8802-1 PAD BOARD, \$23.99 Pad per 2 holes, each side, peripheral buses. 50/100 contacts spaced at .125". S-100 size.*


8801 PAD BOARD, \$21.04 Pad per each hole, each side, peripheral buses. 50/100 contacts at .125". S-100 size.*

8801-1, \$15.22. No pads — just holes. 50/100 contacts at .125". S-100 size.*

*S-100 size is 5.3" high by 10" wide.

VECTOR ELECTRONIC COMPANY
12460 Gladstone Avenue
Sylmar, California 91342

Phone (213) 365-9661
TWX (910) 496-1539
Send for new data.



FULL LINE OF SUPPORTING PRODUCTS: Card cages and enclosures for all Plugboards, mating receptacles, interconnect products.

Prices subject to change without notice.

Patented Vector P184 Tool is three times faster for inter-connecting wrap-post designs. \$30.00.

Our toll-free number which can be used by customers outside of California is 800-423-5659

Circle 224 on reader service card

NON-VOLATILE ANALOG MEMORY!

HAVING PROBLEMS WITH AUTOMATIC ZERO AND SPAN CALIBRATIONS?

Why not try our modules XE-120, 121 and 122? They are so convenient you'll be glad to let them handle your problems.

Specifications

Items	Model XE-120	Model XE-121	Model XE-122
Input & Output	0 — +5V or 0 — ±5V		
Input Impedance	1M ohm		
Accuracy	±0.5%/FS	±0.1%/FS	±0.05%/FS
Power Supply	DC ±15V ±35mA		
Dimension	50W x 50D x 16H mm		

Usage

- Automatic zero & span calibration of pollution analyzers
- Automatic zero adjustment of medical instruments
- Automatic zero adjustment of strain amplifiers
- Automatic zero adjustment of electronic balances
- Automatic zero adjustment of logarithm amplifiers



Awaiting your request for catalogs.

(We are now actively seeking sales agents all over the world.)

XEBEC CO., LTD.

#21-12, Kasuya Setagaya-ku,
Tokyo, 157 Japan.
CABLE: XEBEC JAPAN
TELEX: 2324788 XEBEC J.
TELEPHONE: (03)307-5641

Electronics/December 6, 1979

Circle 28 on reader service card 225



Order your copy of the 1979 Electronics Buyers' Guide. There won't be another like it until June, 1980.

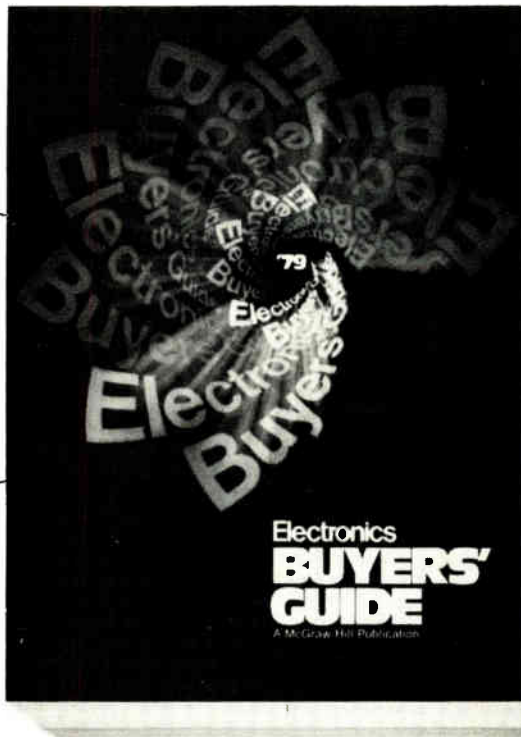
The 1979 EBG is only a postage stamp away! Completely new listings of catalogs, new phone numbers, new addresses, new manufacturers, sales reps, and distributors! The total market in a book—four directories in one!

1.

Directory of products. Over 4,000 products, over 5,000 manufacturers.

2.

Directory of catalogs. Includes six post-paid catalog inquiry cards for 10-second ordering.



3.

Directory of manufacturers. Local sales offices, reps, and distributors, with phone numbers. Number of employees and engineers, dollar volume, name of company contact.

4.

Directory of trade names of products and their manufacturers. You can trace a product by its trade name only.

**The only book of its
kind in the field.**

**If you haven't got it,
you're not in the market.**

**To insure prompt delivery
enclose your check with the
coupon now.**

Yes, please send me _____ copies of 1979 EBG.

I've enclosed \$30 per copy delivered in USA or Canada. Address: EBG, 1221 Avenue of the Americas, New York, N.Y. 10020.

I've enclosed \$52 for air delivery elsewhere. Address: EBG, Shoppenhangers Road, Maidenhead, Berkshire S16, 2Q1 England.

Name _____

Company _____

Street _____

City _____

State _____

Zip _____

Country _____

ACTIVE INGREDIENTS

\$199 to \$399 switching
supplies have five outputs

Five independent dc outputs, with total power of 100, 200, and 300 w and \$199 to \$399 price tags, are salient features of the ESM series of switching regulated-power supplies. The units have high component density for maximum power per cubic inch. Voltages may be specified for each of the five outputs from 5 to 28 v dc for three regulated outputs and 5 to 50 v dc for two semiregulated ones. Line and load regulation is 0.2% on the first three outputs and jumps to 5% in the last two. Ripple and noise is 50 mv peak-to-peak on the first three and 150 mv p-p on the last two outputs.

For positive brownout protection, the units have a dual ac input of 85 to 132 v and of 170 to 264 v, 47 to 63 Hz. The units also have protection against overvoltage on primary output, overload, short circuit, reverse polarity, and soft start. Remote sensing is standard. The ESM-100 series of 100-w power supplies costs \$199 each. The 200-w unit sells for \$319 and the 300-w supply for \$399.

Power/Mate Corp., 514 South River St., Hackensack, N. J. 07601 [389]

Supply delivers dual outputs
between ± 18 V and ± 24 V

Model HCC24-2.4 is a dual-output dc power supply for semiconductor devices that delivers continuously variable outputs of ± 18 v to ± 24 v at 2.4 A. It has 115- or 230-v ac $\pm 10\%$ input capabilities and $\pm 0.05\%$ line and load regulation. Maximum output ripple is 5 mv peak-to-peak. Full-load operating temperature is from 0° to 50°C, derated to 71°C. Each unit carries a two-year warranty. The price for each unit is \$79.95 in small quantities, and delivery is from stock.

Power-One Inc., Power One Drive, Camarillo, Calif. 93010. Phone Larry Steen at (805) 484-2806 [390]

You get more done with fewer workers in Nebraska. That's because Nebraskans still believe in *earning* a living. Call it our pioneer heritage. Call it our work ethic. Nebraskans would rather work at something, than not work at all. And that means our unemployment figures don't tell the whole story. If you're looking for *labor quality* in a right-to-work state, Nebraska has the able, available workers who will be active ingredients in your manufacturing success.



Call or write Chuck Elliott, C.I.D., Department of Economic Development, P.O. Box 97462, State Capitol, Lincoln, Nebraska 68509. Phone (402) 471-3111.

Nebraska...It Works!

Call or write Chuck Elliott, C.I.D.,
Department of Economic Development,
P.O. Box 94762, 741 State Capitol,
Lincoln, Nebraska 68509

Please send more information on how Nebraska can work for me.

Name _____ Title _____
Company _____ Telephone () _____
Address _____
City _____ State _____ ZIP _____

Circle 223 on reader service card

The magazine you're reading now could be your own.

Drop off the routing list. Get your own fresh, unclipped copy mailed to your home or office. Turn to the subscription card in the back of the magazine. If somebody has beat you to it, write: Electronics, P.O. Box 430, Hightstown, N.J. 08520.

Products newsletter

IR to offer 500-V MOS FET

International Rectifier Corp.'s semiconductor division, El Segundo, Calif., will be bringing out what it says is the **first commercially available 500-v MOS field-effect transistor**. The power device is based on the firm's recently introduced HEX FET technology and will have a pulsed-current rating of more than 6 A, the company says. It should find immediate applications in motor drives and off-line switched-mode converters.

Switching supply meets Interference requirements

With an optional internal filter that absorbs electromagnetic interference caused by switching action, LH Research's SM series of regulated power supplies can be made to meet West Germany's stringent VDE 0871 requirements for conducted emissions **and even exceed them by 5 dB**. The worldwide tendency has been to establish requirements similar to the VDE 0871 to keep the high-frequency noises of units that operate above 10 kHz from disturbing broadcast and telecommunications links. The VDE filter will go for \$30 as an option on the Irvine, Calif., company's SM series switchers. Without the filter, the switchers, which have power ratings between 750 and 1,000 w with one to four outputs, range in price from \$715 to \$1,100.

Mylar thins down to 1.5 μm

Previous offerings of Du Pont's Mylar film have been in 16-, 12-, 10-, and 8-gauge thicknesses. The company's Plastic Products and Resins department plant in Circleville, Ohio, **is now manufacturing the polyester film in 6 gauge (1.5 μm) for use as a dielectric in low-voltage capacitors**. The film's high tensile and tear strength lend it to use on automatic production equipment.

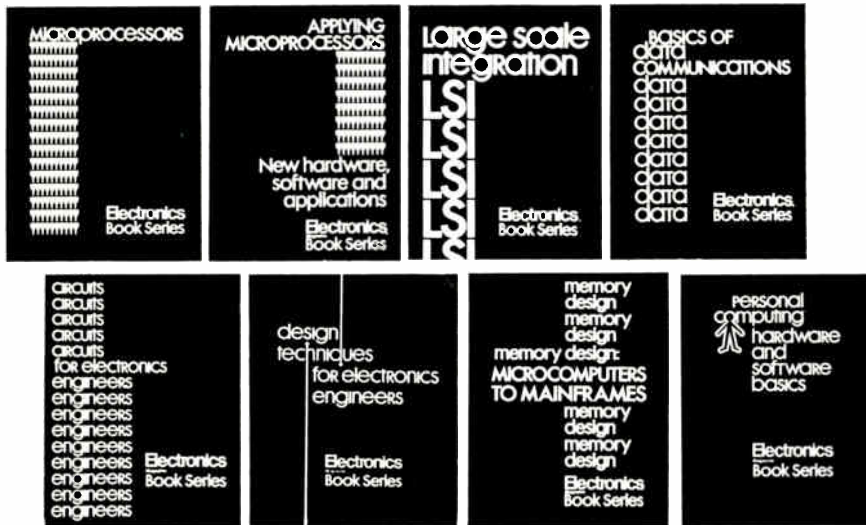
Software packages simplify Industrial control functions

Eagle Signal Industrial Systems has added the ECL2 and ECL2/P advanced control language packages to the others available for use with its Eptak microprocessor-based controllers. **Programs generated with the ECL/2 combine instructions in Eptak control language (ECL) and Eptak assembly language (EAL); the ECL2/P development package has an analog capability**. Both were designed for complex industrial control applications to simplify the use of control elements such as timers, counters, shift registers, and three-mode controls. The Gulf + Western division based in Davenport, Iowa, plans to sell the software packages for between \$140 and \$280 each.

Swept-frequency unit gets bus control and flicker-free display

Pacific Measurements Inc. of Sunnyvale, Calif., has enhanced its model 1038 swept-frequency measurement system by adding an interface bus control and a refresh memory. **The refresh memory keeps the display free of flicker regardless of the sweep speed of the generator**. Designated the 1038/D-14, the new model is fully compatible with present 1038 system plug-ins. By using it with the IEEE bus option, the operator can read the contents of two refresh memories or the outputs of two horizontal plug-ins for analysis and data manipulation or scaling. Those who already own a 1038 system may upgrade it and access the bus by simply changing the mainframe for \$1,850 and getting the D-14 bus option for \$1,275. As with its predecessor, the 1038/D-14 offers dual-channel capability and a built-in feature that the manufacturer says eliminates tracking errors almost entirely.

Electronics Magazine Books Offers You:



- 1. Microprocessors** What you must know about available microprocessor technology, devices, information, 4th printing. \$8.95
- 2. Applying Microprocessors** 2nd and 3rd generation technology. 26 detailed applications from data networks to video games. \$9.95
- 3. Large Scale Integration** Covers the basic technology, new LSI devices, LSI testing procedures, plus system design and applications. \$9.95
- 4. Basics of Data Communications** Includes 47 articles from Data Communications magazine covering more than 11 key areas. \$12.95
- 5. Circuits for Electronics Engineers** Contains 306 circuits arranged by 51 functions from Amplifiers to Voltage Regulating Circuits. Saves design drudgery. \$15.95
- 6. Design Techniques for Electronics Engineers** Nearly 300 articles drawn from "Engineer's Notebook." A storehouse of design problem solutions. \$15.95
- 7. Memory Design: Microcomputers to Mainframes** The technology, devices, and applications that link memory components and system design. \$12.95
- 8. Personal Computing: Hardware and Software Basics** More than 50 articles from leading publications, including specifications, helpful hints, subject index. \$11.95

Electronics Magazine Books P.O. Box 669, Hightstown, NJ 08520
I must be fully satisfied or you will refund full payment if the book is returned after ten-day trial examination. Send me:

- _____ copies of 1. *Microprocessors* @ \$8.95
 _____ copies of 2. *Applying Microprocessors* @ \$9.95
 _____ copies of 3. *Large Scale Integration* @ \$9.95
 _____ copies of 4. *Basics of Data Communications* @ \$12.95
 _____ copies of 5. *Circuits for Electronics Engineers* @ \$15.95
 _____ copies of 6. *Design Techniques for Electronics Engineers* @ \$15.95
 _____ copies of 7. *Memory Design: Microcomputers to Mainframes* @ \$12.95
 _____ copies of 8. *Personal Computing: Hardware and Software Basics* @ \$11.95

Discounts of 40% on orders of 10 or more of each book.

Payment enclosed Bill firm Bill me

Charge to my credit card:

American Express Diners Club
 Visa Master Charge

Acct. No. _____ Date Exp. _____

On Master Charge only, first numbers above name _____

Name _____ Title _____

Company _____

Street _____

City _____ State _____ Zip _____

Signature _____

New products/materials

An opaque alumina composition that combines high electrical resistivity with low light transmission is intended for use as a packaging material for light-sensitive solid state devices. Called A1SiMag 606, the russet-colored ceramic is designed for compatibility with existing thick-film inks. Unlike conventional ceramics, A1SiMag 606's resistivity does not drop with increasing temperature. Patterns printed on it with standard thick-film inks will perform as if they were printed on a white 96% alumina substrate.

3M Co., Technical Ceramic Products division, Dept. Te9-28, P. O. Box 33600, St. Paul, Minn. 55133 [476]

A two-component epoxy adhesive, EP33ST, produces radiation-resistant bonds that are very strong and remain so even after prolonged exposure to temperatures of 400° to 450°F. Cured at room temperature, this material is relatively insensitive to the cleaning of the substrate. In addition to their resistance to thermal cycling, EP33ST bonds resist chemicals including water, oil, and most organic solvents over the temperature range of -60° to +450°F. The material is 100% reactive.

Master Bond Inc., P. O. Box 522, Teaneck, N. J. 07666 [477]

A platinum-gold conductor offers good adhesion and solder-leaching characteristics and long-term adhesion stability. Having an optimum firing range between 850° and 925°C for 10 min, a 1-mil-thick layer of EMCA 7170 has a resistivity of 25 to 35 mΩ/square. The material's viscosity is 180,000 centipoises. A 5-mil line will leach in 2 min at 200°C and in 1 min at 280°C. A 100-by-100-mil pad will sustain a tensile pull in excess of 16 lb and has a peel strength in excess of 10 lb. After 1,000 hr at 150°C, peel adhesion is greater than 5 lb.


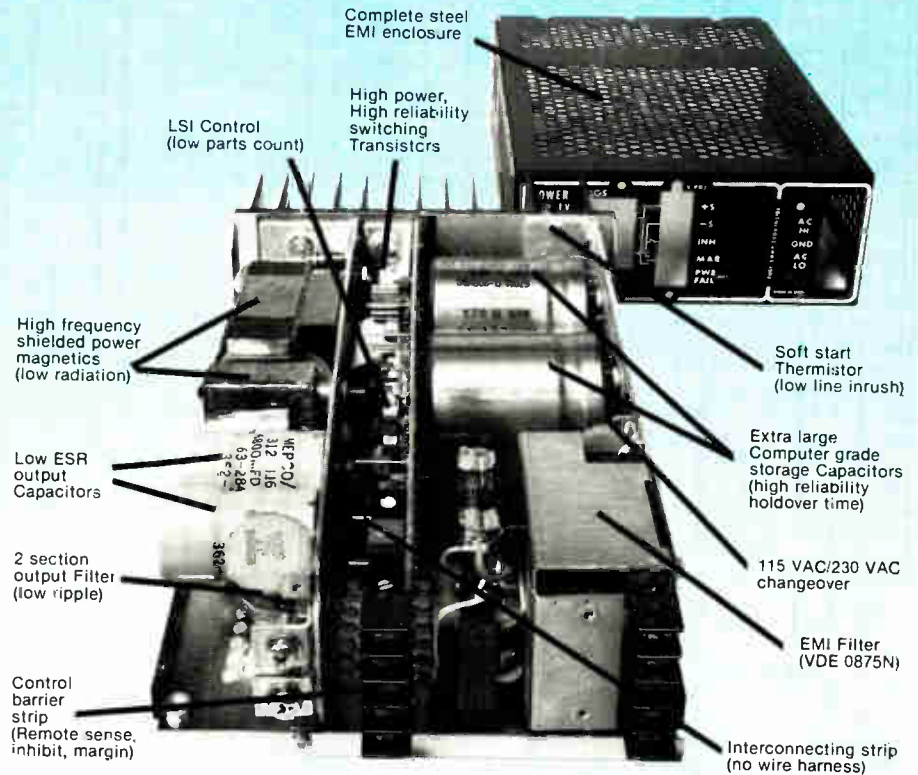
EMCA, 605 Center Ave., Mamaroneck, N. Y. 10543 [478]

This solder-salvage liquid, Dross Reclaimer No. 79, can recover solder usually lost to solder-pot dross. For every 8-oz bottle used, 10 to 17 lb of

SWITCHING POWER SUPPLIES

Beauty more than skin deep

- 5-YEAR WARRANTY
- 48 HOUR, 50°C BURN-IN
- 100% COMPUTER TESTED
- U.L. RECOGNIZED
- MEETS VDE REQUIREMENTS FOR EMI
- OPTIONAL VDE TRANSFORMER
- LOW ESR CAPACITORS FOR REDUCED RIPPLE AND NOISE
- NO CABLE HARNESES
- SOFT-START CIRCUITRY
- 40 MSEC *MINIMUM* HOLDOVER STORAGE
- REMOTE SENSING AND INHIBIT
- OVERLOAD AND OVERVOLTAGE PROTECTION
- MARGIN CHECKING
- OPTIONAL POWER FAIL AND CROWBAR FEATURE
- FROM STOCK DELIVERY




COMPUTERIZED QUALITY ASSURANCE

A test report copy is included with every RS/RT supply. Your assurance that it'll keep on working.

SUB-MODULAR DESIGN

Incorporates separate input, converter, and output modules. An interconnecting mother strip eliminates all wire harnessing.



RS Series - Single Output

CASE SIZE		OUTPUT CHARACTERISTICS			
		VOLTAGE (ADJUSTABLE ± 5%)			
		5V	12V	15V	24V
M5	MAX. CURRENT AMPS	10.0	4.5	3.6	2.5
M10	MAX. CURRENT AMPS	20.0	9.0	7.2	5.0
M15	MAX. CURRENT AMPS	30.0	13.5	10.8	7.0
M30	MAX. CURRENT AMPS	60.0	27.0	21.0	13.0

RT Series - Triple Output

CASE SIZE		OUTPUT CHARACTERISTICS			
		VOLTAGE (ADJUSTABLE ± 5%)			
		5V/12V/12V	5V 15V 15V	5V 12V 5V	5V/15V/5V
T10	MAX. CURRENT AMPS	20/2/2	20/2/2	—	—
T15	MAX. CURRENT AMPS	30/5/2	30/4/2	30/5/2	30/4/2
T30	MAX. CURRENT AMPS	60/5/5	60/4/4	60/5/5	60/4/5

A 12-page brochure gives complete details. Send for it now.

acdc electronics

401 Jones Rd., Oceanside, California 92054 • (714) 757-1880

Circle 241 on reader service card



Volume Eprom Erasing in 6.7 Minutes!

Introducing two new members in UVP's growing family of MEMORASE® Eprom Erasing Systems. Both offer speed, reliability and outstanding performance.

For large capacity requirements, the C-90 will erase a 600 chip batch in under 7 minutes. No preoperative adjustments or tuning are needed. Simply load it, set the timer, and forget it. It's that easy.

Model C-91 is geared for small systems users and delivers fast, efficient operation at an affordable price. It provides complete, thorough erasure of up to 96 chips in one cycle in less than 7 minutes.

Like all UVP products, each MEMORASE System is quality built, and backed by nearly 50 years of UV experience and technology.

Why settle for less? Call or write today for more information.

New . . . from the research labs at UVP.

ULTRA-VIOLET PRODUCTS, INC. 

5100 Walnut Grove Avenue, San Gabriel, CA 91778 U.S.A.


Circle 48 on reader service card

FREE 32 pages of light reading And a free sample too!



IDI's new 32 page off-the-shelf catalog/technical manual offers you page after page of specifications on a seemingly endless variety of LEDs, indicator lights, and lampsockets. It's chock full of data on the newly expanded line of solid state lights, as well as valuable information on relampable and non-relampable indicators. Includes a certificate for a FREE sample of your choice.



Call Toll-Free or write
Industrial Devices, Inc. 
Edgewater, N.J. 07020
800-526-0488
(In New Jersey — 201-224-4700)

242 Circle 242 on reader service card

New products/materials



dross-entrapped solder can be returned back into the pot. To remove the dross, squirt about 1/2 oz of the liquid onto the dross, stir, and remove the residue.

Unitool Corp., 3740 Skypark Dr., Torrance, Calif. 90505 [479]

Two glass dielectric coatings allow hybrid resistors to be printed over other circuitry with almost no change in resistor properties. Resis-



tors printed over the ESL 4901 and 4903 dielectrics show only slight deviations in resistance and temperature coefficient of resistance compared with those printed on bare alumina substrates. The 4901 coating is useful as a material underlying resistors required to dissipate heat.

Electro-Science Laboratories Inc., 2211 Sherman Ave., Pennsauken, N.J. 08110 [480]

Electronics / December 6, 1979



Tomorrow's
SLIC idea
may not be
a SLIC at all.

Today, you require Subscriber Line Interface Circuits.

Tomorrow? Who knows?

Although we are working with design engineers on exotic new concepts to meet the requirements the industry will have tomorrow, we offer reliable 3081 and 3082 circuits in production quantities today.

Keeping up is the idea. "Forward Integration" is the concept.




We set the standards for the industry, and we will continue to do so through forward integration.

Next time, specify ITT North SLICs. Get the latest in technology today. The newest developments tomorrow.

More information? Write or call: ITT North Microsystems Division, 700 Hillsboro Plaza, Deerfield Beach, Florida 33441. Phone (305) 421-8450, TELEX & TWX: 510-953-7523.

ITT North
Microsystems Division

Flying an aircraft is an exacting job HUD will help



We supply deflection yokes to the major manufacturers of Head-up (HUD) display systems for aircraft, including the DC-9 Super 80. These displays enable pilots to focus attention straight ahead, and to see computerized flight information without looking away toward indicators and digital readouts for

airspeed, fuel consumption, altitude, etc.

Syntronic also designs and makes precision yokes and focus coils for navigation systems, weather radar, weapon systems and other CRTs used on most aircraft flying today.



Precision yokes for exacting displays

Syntronic Instruments, Inc., 100 Industrial Road, Addison, IL 60101 (312) 543-6444



Head-up display with flight symbols and digital information ...



Is visible to pilot through half-silvered mirror ...



from CRT display below pilot's field of view ...



Syntronic yoke provides sharp resolution at high brightness.

Circle 244 on reader service card

ELECTRICAL CONNECTORS

FROM A WORLD LEADER

M D SERIES Sub-mini Connectors 9 to 50 Contacts, Various Terminations & Hoods 75A 125V Conforms to Mil C 24308

M SERIES Mini Connectors 7 to 50 Contacts Various Terminations & Hoods 75A 250V Conforms to Mil-C-8384 & Mil-C-2874F

GS SERIES Card Edge Connectors 100 & 156 Centers 5 to 180 Contacts Single or Double Row Various Terminations 5A 125V Conforms to Mil C 2109F

H B H A H D SERIES Environmental Power Connectors 3 to 12B Contacts with grounds Various Terminations & Hoods Ratings to 35A 500V



Call or write for information and catalog

Contact Electronics Inc.

1275 Bloomfield Ave., Fairfield, N.J. 07006
(201) 575-7660 • Telex: 130-327

244 Circle 50 on reader service card

FREE Washer Catalog and Sample Pack

Catalog lists 3500 sizes of non-standard washers and spacers available without die charge

All metal washers are flat and tumble de-burred. They are made immediately to your order from existing dies. Materials certified if needed.



Boker's complete stamping capability includes tooling, welding, metallurgical lab, assembly, and quality control. Let us give you a quick quote.

See our ads in Thomas Register under STAMPINGS and WASHERS.

Satisfied customers from coast to coast.

BOKER'S, INC.


3104 Snelling Ave. So., Mpls., MN 55406 Phone 612-729-9365



OD's from .086" to 1.936"
ID's from .027" to 1.637"
Thicknesses: .005" to .125"
Any stampable material



Circle 54 on reader service card



**The opportunity to realize your potential
through important contributions.**

If that's what you want, you want us.

**We're setting the pace for the '80s in the
semiconductor industry.**

Send us your resume.

**Signetics, MS 800, 811 East Arques Avenue,
Sunnyvale, CA 94086. (408) 739-7700.**

We are an equal opportunity employer m/f.


The Good People Company.

signetics

a subsidiary of U.S. Philips Corporation

matrox

microprocessor
display



256 X 256 to 512 X 512

ALPHA NUMERIC




8 X 16 TO 24 X 80

COMBINED



ALPHA NUMERIC/GRAPHICS

SINGLE CHIP CONTROL



ALPHA CHIP

COMPUTER TO TV MONITOR INTERFACE AMERICAN & EUROPEAN

- VIDEO RAM:** A complete family of alphanumeric CRT controllers with display formats from 8 X 16 to 24 X 80. Resolutions from 256 X 256 to 512 X 512. Easily combined with alphanumeric VRAMs.
- GRAPHICS:** Single board 256 X 256 X 4 bits pixel or multiboard to 512 X 512 X 8 bits pixel.
- COLOR:** Single chip LED alphanumeric/keyboard display.
- ALPHA CHIP:** Single board aspect ratio combination board 24 X 80 alpha and 240 X 320 graphics.
- ALPHA/GRAPHICS:** Single board aspect ratio combination board 24 X 80 alpha and 240 X 320 graphics.
- CUSTOM:** Designed to fit specific needs.

Matrox offers a highly diversified selection of modules and PC boards allowing customers to solve display problems rapidly and cost effectively. These ready to use sub-systems are available off the shelf in self-contained modules, for any uP, or on PC boards, bus compatible with DEC LSI-11, PDP-11, Mostek/Prolog STD, Intel/NSC SBC Multibus, Motorola Exorciser, and S100.


matrox electronic systems

The Visible Solutions Company

5800 ANDOVER ROAD MONTREAL, QUE H4T 1H4
TEL (514) 481-6838
U.S. ONLY, TRIMEX BUILDING, MOGERS, N.Y. 12958

New literature

Connectors. "Performance of Elastomeric Connectors When Exposed to Corrosive Environments" is a six-page brochure describing testing procedures for conductive elastomeric connectors. Tests of a connector called Conmet were carried out to military standard specifications in salt spray and corrosive gas environments and for temperature-cycling



and current-carrying capacity. Tests were also done on printed-circuit boards having tin-lead pads and copper pads. The brochure is a reprint of a technical paper given at the 12th Annual Connector Symposium. Technical Wire Products Inc., 129 Dermody St., Cranford, N. J. 07016. Circle reader service number 421.

Mechanical components. "The Complete Manual of Precision Mechanical Components," a 544-page catalog, contains designs and specifications for hundreds of items such as gears, shafts, linear components, bearings, O rings, breadboard kits, couplings, miniature drive systems, and other products. Also included are design data, reference informa-



Instant Access to All American and International

Data Communications Standards

Presents all 89 relevant data communications standards promulgated by:

- CCITT
- ISO
- ANSI
- EIA
- FTSC

Plus... descriptions of each of the standards groups
And... relational charts of similar interfacing standards produced by each group



1133 pages
Edited by
Harold C. Folts
and
Harry R. Karp

Order today using this coupon!

Return coupon to:
Data Communications Standards
P.O. Box 669
Hightstown, New Jersey 08520

Send me _____ copy (copies) of **DATA COMMUNICATIONS STANDARDS** (099782-9) on a 10-day money-back guarantee. I understand that if I am not absolutely satisfied, I may return the book(s) within ten days at no further obligation. Otherwise, McGraw-Hill will bill me \$165. for each copy, plus applicable sales tax, shipping and handling charges.

- Check enclosed
 Bill me
 Bill my company
 Company purchase order #



SAVE MONEY! Enclose payment in full, plus local sales tax, and McGraw-Hill pays all regular shipping and handling charges. Ten-day money-back guarantee still applies.

Name _____
Title _____
Company _____
Address _____
City _____ State _____ Zip _____

This offer subject to acceptance by McGraw-Hill ELT

This is an offer you shouldn't resist. To introduce you to the new family of oscilloscopes from B&K-PRECISION, we'll let you "live with" one for up to 10 days, free! We're confident that after trying any one of our new scopes, you'll want to keep it for a lot longer. Of course, there's no obligation.

Leading off our 1400 series scopes is the new 1479, 30MHz dual-trace triggered scope. It's ready to challenge your testing needs with 5 mV/cm vertical sensitivity, 11.7 nS rise time, 50MHz triggering and built in high- and low-pass filters. A signal-delay line is built in to permit view of the leading edge of high frequency pulses. The 1479 also provides differential input capability and algebraic addition and subtraction of input signals.

For those requiring only a 15MHz dual-trace scope, the 1477 is an outstanding solution. Having many of the features of the 1479, the 1477 also offers a

standard video sync separator for use with video systems or computer terminals. If battery portability is essential, the B&K-PRECISION 15MHz 1432 is a field-proven workhorse. It's a full-featured 3", dual-trace scope with an optional battery pack. For a 10MHz re-

sponse, choose either the dual-trace 1476 or the single-trace 1466. With video sync separators and vectorscope capability, both are standouts. For basic monitoring applications, the low cost 5" 1405 is the best answer.

Common features of all 5" 1400 series scope include Z-axis inputs, plug-in PC board construction, scope camera-compatible CRT bezels, triggered sweep, excellent high- and low-voltage power supply regulation, built in calibration signals and cool, energy-efficient operation. The 1466 draws 20 watts; the 1479 draws only 25 watts.

For immediate delivery on the scope of your choice or for additional information, contact your local B&K-PRECISION distributor.



B&K PRECISION DYNASCAN CORPORATION

6460 W. Cortland Street • Chicago, IL 60635 • 312/889-9087

In Canada Atlas Electronics Ontario International Sales Empire Exporters Inc. 270 Newtown Road, Plainview, L.I., N.Y. 11803

Before you look at another scope, try one of these free for 10 days!

Model 1477 \$840

Model 1479 \$1099

Model 1476 \$700



For literature circle #247

For demonstration circle #57

The biographies of 5,240 of your colleagues...


Profiles the Top Management of Major Electronics Firms throughout the World —and more

This is the only reference devoted solely to biographies of the most influential people in electronics: corporate executives... technical managers... designers and developers of important products and processes... government and military officials... academics... editors and publishers... securities analysts... directors of trade and professional groups... and consultants.

McGraw-Hill's **Leaders in Electronics**

Prepared by the Staff
of Electronics

651 pages



As easy to read as any professional publication in electronics

With LEADERS IN ELECTRONICS on your bookshelf, you no longer have to search through many different sources for biographical data on your colleagues. What's more, you don't have to strain your eyes reading minuscule type, nor do you have to waste valuable time trying to decipher seemingly endless paragraphs of abbreviations. Boldface type spotlights the various information categories so that you can scan entries rapidly to pinpoint what you need.

Unique convenience feature... Index of biographees by affiliation

A special 80-page index lists individual organizations alphabetically, complete with the names and titles of top employees. By looking up the names in the general biography listing, you can get a complete profile of the organization's top management in a matter of minutes. Plus an easy-access listing of independent consultants in every electronics specialty.

Electronics Magazine Books

P.O. Box 669, Hightstown, NJ 08520

Send me _____ copies of *Leaders in Electronics* @ \$39.50 plus applicable sales tax. McGraw-Hill pays regular shipping and handling charges on pre-paid orders.

I must be fully satisfied or you will refund full payment if the book is returned after ten-day trial examination.

Payment enclosed Bill firm Bill me
Charge to my credit card: American Express
 Diners Club Visa Master Charge

Acct. No. _____ Date Exp. _____

On Master Charge only,
first numbers above name _____

Name _____

Company _____

Street _____

City _____ State _____ Zip _____

Signature _____

New literature

tion, technical tables, and metric conversions. Winfred M. Berg Inc., 499 Ocean Ave., East Rockaway, N. Y. 11518 [423]


Products galore. Useful for design engineers, industrial plant managers, purchasing agents, experimenters, and hobbyists, the Edmund Scientific 1979 Fall/Winter catalog lists more than 4,000 products. A short description accompanies each item, which include eyepieces, prisms, beam splitters, prism diagonals, projection lenses, mirrors, fiber optics, lenses, fresnel lenses, and camera lenses. Also included in the 100-page catalog are products for optical testing. A price is given for each of the products and special prices can be obtained on quantity purchases. Edmund Scientific, 7082 Edscorp Bldg., Barrington, N. J. 08007 [422]

Optical couplers. The "Complete Guide to Optical Couplers" analyzes the 43 optical couplers currently on the market and how they are used in fiber-optic systems. The 48-page guide contains a series of comprehensive tables comparing such operating parameters as design and optical power division ratio. Opinions of the material of both manufacturers and users are given. The guide sells for \$95. Probe Research Inc., P. O. Box 251, Millburn, N. J. 07041 [424]


Epoxy smear removal. A three-page product bulletin describes the Chemcut Epoxy Smear Removal System used to clean epoxy during production from the inner circuits of multi-layer printed-circuit boards. The bulletin explains why the epoxy smears and then goes on to describe the parts of the removal system and what each does. Specifications are also provided. Chemcut Corp., 500 Science Park, State College, Pa. 16801 [425]

Heat sinks. Two catalogs containing information and specifications for semiconductor heat sinks are available from EG&G Wakefield Engineering. The first catalog (#1) is intended for use with devices that


Want simpler backplane connections? Come to the source.



Now, a unique Scotchflex brand Socket Connector and Keying Header system lets you interface directly with backplane wrap pins and provides for easy, positive polarization and keying. The header design allows for thousands of unduplicated polarizing combinations without loss of backplane pins. The 50-position connector mates with .025" square pins on .100" x .200" grid spacing. Header allows space for and protects two layers of wrap below it. System also provides polarizing keys and strain relief handles.



Need some other ways to simplify wiring and increase circuit density? 3M's Scotchflex line offers you a broad choice of mass terminating socket connectors, plus wrap tail



or solder tail headers to suit your specific design problem. Keying capability is also provided. There are several more things you can get only from 3M. The broadest range of flat cables and complete system components. Best off-the-shelf availability. Proven performance. And the unmatched experience of the people who pioneered this reliable mass termination system. For more information on Scotchflex products call 612-733-3350.

"Scotchflex" is a registered trademark of 3M Co.

Scotchflex[®] systems from 3M. The source.

See our catalog
in EEM

3M

Listen to the Band In Real Time

REAL TIME... Yes, Real Time!

When the theme is fast changing and sweeping across the band, only real time interpretation gives full appreciation. If that's your scene, Surface Acoustic Wave chirp transform spectral analysis has got it taped

The W1748 Spectrum Analyser is based on real time chirp transform signal processing using SAW techniques. Basically the unit provides within an analysis time of $40\mu\text{s}$, a 500 point resolution of analogue or digital signals in a 25 MHz bandwidth.

Designed for use in military airborne equipment as a fast spectral processor, the unit outputs the spectral content of input signals at a rate of 1 MHz/ μs .

Frequency scaling techniques permit the analyser to operate at kHz bandwidths with the same resolution and intrinsic speed.

Specification

Bandwidth (1 dB)	25 MHz
Resolution (3 dB)	50 kHz
Spectral ripple	1 dB pk to pk
Max. input signal level	- 16 dBm pp (100 mV pp)
Dynamic Range (sidelobe limited)	30 dB
Dynamic Range (noise limited)	60 dB
Maximum output signal	1.28 volts pk
Processing time	$40\mu\text{s}$
Output data rate	1 MHz/ μs
Duty cycle	50%
Power supplies	$\pm 17\text{V}$ to $\pm 40\text{V}$ 1A + 7V to + 40V 1A
Internal Power	
Supply regulation	$\pm 15\text{V}$, + 5V
Weight	5.4 Kg (12 lbs.)
Size	125 x 195 x 330 mm
Case	$\frac{1}{2}$ ATR short

MESL Microwave

A division of RACAL·MESL Ltd.,

Lochend Industrial Estate, Newbridge, Midlothian, EH28 8LP, Scotland. Telephone: 031-333 2000. Telex: 72384.

RACAL

Circle 252 on reader service card

New literature



generate 10 watts or more of heat. The second (#2) is for use with those that dissipate less than 10W. Complete ordering information for a wide selection of heat sinks and extrusions is provided. Each catalog in addition tells how to select heat sinks and how they perform in both natural convection and forced-air conditions. EG&G Wakefield Engineering, 60 Audubon Rd., Wakefield, Mass. 01880 [426]

Tools and more tools. A 24-page flier, containing information on tools for wrapping and unwrapping wire and inserting and removing connectors for the electronics, telecommunications and aerospace industries, is available from Jonard Industries Corp., Precision Tools Department, 134 Marbledale Rd., Tuckahoe, N. Y. 10707 [427]

Monolithic and hybrid. A 384-page handbook contains information on various types of products such as: analog-to-digital and digital-to-analog converters, data-acquisition systems, analog input/output peripherals, sample-and-hold devices, analog multiplexers, operational amplifiers, power supplies, dc-to-dc converters, digital panel meters, digital panel printers, digital voltage calibrators, and data-logging instruments. These devices are categorized by performance. Data sheets are given on certain key products, and ordering information is also included. Datel Intersil, 11 Cabot Blvd., Mansfield, Mass. 02048 [428]

Here's the most up-to-date, factual and comprehensive compilation of analyzed data on the reliability experience of linear and interface devices available anywhere. It's RAC's brand new databook:

LINEAR/ INTERFACE DATA, 1979



- Observed vs. MIL-HBK-217B Failure Rates.
- Failure classification distribution • Field failure rates by device function.
- Screening fallout per incoming environmental or final burn-in tests. 40 pages of data summaries.
- Environmental test results by package type.
- Ordering No. MDR-11 • \$50 per copy (\$60 non-U.S.) • 260 pages.



Reliability Analysis Center

RADC/RBRAC • Griffiss AFB, NY 13441 • Tel. (315) 330-4151; Autovon: 587-4151

RAC is a DoD Information Analysis Centers Operated by IIT Research Institute

Circle 251 on reader service card

The 1979 EBG! There will be nothing like it until June, 1980.

1.

Directory of products
Over 4 000 products, over
5,000 manufacturers

2.

Directory of catalogs
Includes six post-paid
catalog inquiry cards for
10-second ordering



3.

Directory for manufacturers
Local sales offices,
reps. and distributors, with
phone numbers Number
of employees and engineers,
dollar volume
name of company contact

4.

Directory of trade names
of products and their
manufacturers. You can
trace a product by its trade
name only

To insure prompt delivery enclose your check with coupon.

Yes, please send me _____ copies of 1979 EBG.

I've enclosed \$30 per copy delivered in USA or Canada. Address: EBG, 1221 Avenue of the Americas, New York, N.Y. 10020.

I've enclosed \$52 for air delivery elsewhere. Address: EBG, Shoppenhangers Road, Maidenhead, Berkshire S16, 2Q1 England.

Name _____

Company _____

Street _____

City _____

State _____

Zip _____

Country _____

Classified section FOR ENGINEERING/TECHNICAL EMPLOYMENT OPPORTUNITIES

CLASSIFIED SALES REPRESENTATIVES

Atlanta . Maggie McClelland 404/892-2868	Chicago Linda Nocella 312/751-3770	Detroit Mac Huestis 313/873-7410	Philadelphia Dan Ferro 215/568-6161
Boston . Jim McClure 617/262-1160	Cleveland Mac Huestis 216/781-7000	Houston Mike Taylor 713/659-8381	Pittsburgh Jack Gardner 412/227-3658
Chicago . Bill Higgins 312/751-3733	Dallas Mike Taylor 214/742-1747	Los Angeles Ana Galaz . 213/487-1160	San Francisco Peter McGraw 415/362-4800
	Denver Shirley Klotz 303/837-1010	New York Larry Kelly . 212/997-3594	Stamford William Eyd . 203/359-2860

Sales Manager—Mary Ellen Kearns—212/997-3306

**PARADYNE
PEOPLE
PRIDE
PERFORMANCE!!!**

Paradyne Corporation has secured a key role in the future world of Data Communications through innovative engineering and design concepts. Our professionals today are continuing our sound, successful growth with creative, dedicated approaches to the challenges of tomorrow. We are seeking:

HARDWARE DESIGNERS
Position requires strong experience in Digital Design (TTL) with emphasis on Processors and Controllers. Signal processing experience desirable but not required. Degree required.

NATIONAL TECH SUPPORT
Minimum 3-5 years experience in supporting field engineers in installation, maintenance and troubleshooting. Participate with engineering and production in design review, alpha and beta tests. Heavy maintenance of big systems and/or attached peripherals with proven record as a fixer.

TECH WRITERS (Hardware or Software)
Strong written skills required to develop User hardware/software manuals; IBM 360/370 and/or assembly language helpful.

As a respected member of our dynamic growth picture, you will receive a salary commensurate with experience, a full benefits package and unlimited growth potential. Please forward your resume, outlining work history and salary requirements, in confidence to:

Steven T. Hoskins, Professional Recruiter

Paradyne
Paradyne Corporation
8550 Ulmerton Road
Largo, Florida 33541
An Equal Opportunity Employer M/F

EMPLOYMENT SERVICES

Electronic engineering growth positions with clients located nationally. Our service is enhanced by the fact that I am an EE with 20 years in industry and over 10 years in placing professionals on an employer fee paid basis. Send your resume to Joe Torcassi, Director, J. Anthony & Associates, PO Drawer AD, Lynchburg, OH 45142. 513/364-2305.

BOOKS

Fastest Piano Course in history! Uses system patented by aerospace logician. Method published in Dec. 1977 Music Educators Journal. Free info: P.O. Box 751-TR, La Canada, CA 91011.

POSITION WANTED

Radiation Biophysicist Ph.D. Work with soft x-ray lithography, microscopy, spectroscopy using synchrotron radiation source; ideal for LSI-VLSI. M. J. Malachowski, P.O. Box 9315, Berkeley, CA 94709.

ENGINEERS.

EVERYONE WANTED THE PROJECT THAT LED VOYAGER TO JUPITER AND BEYOND. MODCOMP GOT IT.

MODCOMP is expanding rapidly.

With important projects and important clients.

The Voyager Spacecraft tracking and monitoring system for NASA was just one of them.

We have a lot of work to do.

And we need good people to help.

MODCOMP is an industry leader in the design, manufacture, marketing and service of computers and computer systems.

And MODCOMP offers a growth-oriented career position with a competitive salary, medical/dental benefits, stock purchase eligibility, and credit union privileges. In positions like these:

TECHNICAL MANAGER, CPU DESIGN

Minimum of 10 years' experience in computer development with at least 3 years of direct technical design management. Responsibilities will include the technical management of mainframe design engineer.

LOGIC DESIGN ENGINEER

Minimum of 3 years' experience in CPU mainframe design and/or microprocessor system design. Responsibilities will include logic design and micro-programming of CPU products.

POWER SUPPLY ENGINEER

Position requires a minimum of 2 years in power supply design and/or evaluation.

BSEE preferred. Responsibilities include conceptual specification, evaluation, detailed design, test and manufacturing release, and follow on support for power supplies—both switching and linear types.

SENIOR MEMORY DESIGN ENGINEER

Minimum of 5 years' experience in the design of memory devices and/or memory subsystems. BSEE required, MS preferred. Responsibilities will include conceptual architectural design, device evaluation and selection, detailed design, test, and manufacturing release of memory subsystems. Duties

will involve development of state-of-the-art memory subsystems using MOS and Bipolar devices.

SENIOR ANALOG DESIGN ENGINEER

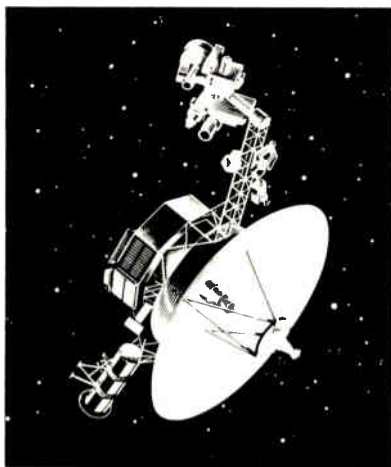
Minimum of 5 years' circuit design experience in the area of analog design, specifically analog to digital and digital to analog converters, solid state and relay multiplexers, operational and instrumental grade amplifiers, etc. BSEE required, MS preferred. Responsibilities will include design and design modification to enhance and maintain current our analog product line.

COMPONENTS ENGINEER

Minimum of 2 years' experience in component testing and evaluation, with specific familiarity with device parameters, test procedures and specifications. BSEE required.

Responsibilities will include evaluation and selection of IC's and discrete semiconductor devices.

For more information, send resume with salary history to: Mr. Richard Green, Director of Employment, MODULAR COMPUTER SYSTEMS, Inc., P.O. Box 6099, 1560 West McNab Road, Fort Lauderdale, Florida 33310.



MODCOMP

CREATING SUPERIOR TECHNOLOGY. BY DESIGN.

An Equal Opportunity Employer M/F

prc

Electrical/Electronic Engineers

Florida Space Coast Location

Planning Research Corporation is the largest professional services organization in the world. In Florida, PRC Systems Services Company provides design engineering, project coordination, and construction management to the Space Shuttle Ground Support Equipment Program at Kennedy Space Center.

INSTRUMENTATION/COMMUNICATION ENGINEER positions are presently available for degreed Electrical Engineers with design experience in COMMUNICATION SYSTEMS ranging from audio through color video or RF communications; INSTRUMENTATION SYSTEMS involving the application of strain gauges, accelerometers or temperature/pressure transducers.

ELECTRICAL ENGINEERS also required for design of AC Power Facility Systems, Control Circuits or Energy Monitoring Systems. Power plant experience helpful.

SOFTWARE DEVELOPMENT ENGINEERS are needed for systems analysis and programming. Experience in diversified mini computer and large scale systems helpful.

PRC offers the qualified individual an excellent salary and company paid fringe benefit program, plus the opportunity to live in a beautiful Central Florida, East Coast location. For immediate consideration, please send resume and salary history to THOM SWIGER:

prc Systems Services Company
1980 N. Atlantic Avenue
Cocoa Beach, Florida 32931
(305) 784-3610

An Equal Opportunity Employer M/F

ELECTRONIC PROFESSIONALS

- Manufacturing
- Engineering
- Administrative
- Management

Completely confidential recruiting.

SHS of Allentown (emp agcy)
1401 N. Cedar Crest Blvd.,
Allentown, PA 18104
Contact: G. Ferro (215) 437-5551

SOUTH & SOUTHWEST POSITIONS


Engineering and Management positions throughout the South, Southwest and U.S. Employers pay all fees. Send resume in confidence to: Bob Hogue.

personnel consultants
SouthWest Technical
P.O. Box 33070,
San Antonio, Texas 78233

ELECTRONIC DESIGN ENGINEER

2+ Years Experience

Strong in analog and digital circuit design. Familiar with designing for thick film hybrid packaging. Some knowledge of hybrid layout and design rules. Minimum knowledge of thick film hybrid processing. Capable of generating electronic systems concepts including signal processing, grounding schemes, noise and EM1 protection, system reliability and so forth. Prime hybrid responsibility in small congenial design group with dynamic energy related company. Positions available in Fort Worth and Houston, Texas. Mail resume to:



GEARHART-OWEN

Personnel Director
P.O. Box 1936
Ft. Worth, Texas 76101
equal opportunity employer m/f

SOFTWARE MANAGER

EAST COAST systems company seeks engineer with managerial experience and ability to head department. Will work with software design, coding, and integration.

★★★ and ★★★

SENIOR PROJECT ENGINEER

WEST COAST client needs project leader on major systems engineering program. Manage hardware designers and systems analysts. Must be willing to accept project responsibility including performance analysis, proposals, costing, and conceptual design.

Contact In Confidence:

 (212) 557-1000
O-R-T-U-N-E
Personnel Agency
505 Fifth Avenue
New York, N.Y. 10017

DESIGN ENGINEERS

- Power Supplies
- Terminals
- PCB • ATE
- Microwave
- Analog/Digital

\$20,000-\$45,000

At Career Associates, inc., our computerized retrieval system will match your capabilities and objectives with our clients requirements to give you the best position possible. We're the leading engineering placement firm in S.E. Mass. with more than 50 exclusive national opportunities in the above disciplines. Naturally, our clients pay all the fees. Call collect or send your resume in confidence to John E. Ruck, V.P. Engineering, for a custom made career.

Career Associates, inc.
583 State Road
P.O. Box 86
North Dartmouth, MA 02747
Area 617-997-3311

FACULTY POSITIONS VACANT

Faculty Position—The Department of Electrical Engineering and Computer Science of the Massachusetts Institute of Technology is considering the appointment of one or more new faculty, effective September 1, 1980. Positions may also be available for adjunct faculty or research associates. We are primarily interested in superior candidates who have recently completed their doctorate or who expect to complete it this year, but more experienced candidates will also be considered. All areas of specialization within the Department's programs in Electrical Engineering and Computer Science will be considered. These areas include: Systems and Control; Computer Science and Artificial Intelligence; Electronics and Digital Systems; Energy Conversion Devices and Energy Systems; Electromagnetics and Dynamics; Electronic Materials and Devices; Communication and Probabilistic Systems; Bioelectrical Engineering. Duties of a Faculty member include graduate and undergraduate teaching, research and undergraduate teaching, research, and thesis supervision. Candidates should supply: a resume; a description of their professional interests and goals; copies of published papers, if any; and the names and addresses of three or more individuals who will provide letters of recommendation. Applications should be sent to Professor F.C. Hennie, Room 38-435, Massachusetts 02139, and candidates should arrange to have their letters of recommendation sent directly to the same address. Indicate citizenship and, if not a U.S. citizen explain your visa status. M.I.T. is an equal opportunity/affirmative action employer.



Key Associates Incorporated

★★ **ENGINEERS** ★★

- Computer Design
- Pwr. Supplies
- Controllers
- Missile Sys.
- Radar
- Management
- Sales

★★ **TECHNICIANS** ★★

- Missile Sys.
- Instructors
- Writers
- Radar Sys.

127 Client Companies with Nationwide Openings. Send resumes to:
Key Assoc. Inc.
Suite 205
6296 Rivers Ave.
No. Chas., SC 29406



ALL 11 OF THESE PEOPLE CHOSE HARRIS SEMICONDUCTOR. ONLY 5 OF THEM WORK HERE.

Husbands and wives. Families.

It takes more than one to make a major decision. And there really isn't a more major decision than a career change.

Sure it's your job. And your opportunity.

But it affects both your lives in every way, shape and form.

Sure it's your workstyle. State-of-the-art all the way.

But it's both of your lifestyles. And in Brevard County, Florida, on the scenic Atlantic Shoreline, it's beautiful, affordable, ideal.

Harris Semiconductor recruits the finest semiconductor and telecommunications professionals around. But we also recruit families.

See where you may fit in at Harris Semiconductor. Then talk it over

between you. Then talk to us.

Digital Circuit Designers Analog Circuit Designers Photoresist Process Engineers Product Marketing Engineers Software Engineers Applications Engineers Advanced Products Logic Planning Engineers Mask Designers Test Engineers (Fairchild/Sentry Equipment) Production Supervisors Production Control Supervisors Industrial Engineers (Semiconductor experience)

When you think of your future—and your families—think of Harris Semiconductor.

Please send resume with salary history to: Steve Marsey, Staffing Supervisor, Harris Semiconductor Group, Dept. 118, P.O. Box 883, Melbourne, Florida 32901. Or call collect (305) 724-7747.



The leading edge in technology—The last word in IC's.

An Equal Opportunity Employer M/F

**SPEND THE WINTER
(and the rest of your career)
IN FLORIDA**

Qwip Systems is undergoing a period of great expansion and now seeks individuals for the following positions at our Orlando, Florida, headquarters:

COMPONENT ENGINEERS

Openings are available at several levels for component engineers with 3+ years experience in selecting and qualifying semiconductor devices, passive components, or electromechanical devices. BSEE/BS required; Masters Degree preferred.

ELECTRONIC ENGINEERS

Openings are available at several levels for electronic engineers who have experience in analog and digital design of commercial data communications equipment. BSEE required; MSEE preferred.

SYSTEMS ENGINEER

Position requires 5 years experience in logic design, programming, or systems engineering of computer oriented data communications systems. BSEE or BS Computer Science required; Masters Degree preferred.

Join a leader in the challenging new field of facsimile communications and live in a tropical climate. Send your resume and salary history in confidence to:

**Manager, Employee Relations
Qwip Systems
A Division of Exxon Enterprises, Inc.
Department AD
5551 Vanguard Rd., Suite 200
Orlando, Florida 32809
An Equal Opportunity Employer M/F**



ENGINEERING MGT.

Carpenter Consultants presently has three senior engineering positions with outstanding computer firms in the Northeast requiring a high level of both technical and managerial expertise.

The positions offered are:

- DIR. LSI DESIGN AND RESEARCH (\$40K +)**
- DIR. PERIPHERALS DEVELOPMENT (\$60K +)**
- DIR. TELECOMMUNICATIONS DIV. (\$60K +)**

We are also seeking several outstanding BSME/EE INSTRUMENTATION ENGINEERS (\$30K).

For further information contact STEVE FORD, CPC at (617) 731-3730. Available Monday and Wednesday until 8PM. When submitting a resume, please include salary history.

**CARPENTER CONSULTANTS, INC.
824 BOYLSTON ST.
CHESTNUT HILL, MASS. 02167
PROFESSIONAL PLACEMENT**

THIN FILM DISPLAYS

Like being creative in a results-oriented R&D environment? If you have the ability to work independently, then here's your opportunity to join a small group currently at work in Southern California on new semiconductor technology of light emitting film displays. Our future plans call for commercial production.

**High Vacuum Lab Techs/
Associate Engineers**

Knowledge of thin films — sputtering, evaporation, set-up tooling; mechanical aptitude; clean room environment

**Chemistry Lab Techs/
Associate Engineers**

Work mainly on phosphors. Two years college inorganic chemistry; experience in inorganic syntheses, sintering.

**Electronics Lab Techs/
Associate Engineers**

Build prototypes, provide equipment upkeep, update. Minimum 1 year electronics experience; digital preferred, analog helpful.

As a member of our team, you'll enjoy a very competitive salary and benefits package. Participation is a distinct possibility. For immediate consideration, please write, including qualifications, to SIGMATRON NOVA, Attn: Research Director, 21110 Nordhoff Street, Chatsworth, Calif. 91311.

SIGMATRON NOVA

PROJECT ENGINEERS

Sunair Electronics has been leading the market in aircraft and ground communication equipment for 25 years with innovative and sophisticated design, development, and manufacturing facilities in Ft. Lauderdale, Florida.

Openings exist in several areas of Digital Design and Project Engineer levels. These are interesting assignments designing digital systems utilized in communications equipment.

We offer an excellent working environment and complete salary and benefits package. If you're ready for a challenging career in year-round sunshine, send resume and salary requirements to Mr. George Brooks, Personnel Manager.


sunair electronics, inc.



3101 S.W. Third Avenue
Ft. Lauderdale, FL 33315

® An Equal Opportunity Employer M. F.

WE CAN OFFER YOU LESS THAN THIS



Located in the heart of the Midwest, Wilcox Electric has established a solid reputation as a great employer in a city that still surprises many. Kansas City's beauty, convenience, and culture have grown rapidly. And within this big city vibrance, there is still small town charm.

At Wilcox, one of the foremost manufacturers of instrument landing systems and ground installed navigational systems, we can offer you a highly productive work environment. Because almost half of our projects are commercial and the remainder long-term contracts, we can assure you the secure framework on which to build your future.

Our dedication to creating new products and developing markets for them has made possible these exceptional openings. We offer an excellent salary/benefits package and high visibility within our dynamic company. For immediate consideration, send your resume or brief letter, including salary history or call us today.

Plant closed for Christmas, Dec. 21-Jan. 3.

an equal opportunity employer, M/F

TECHNICAL WRITER

Prepare technical manuals on instrument landing systems & navigational aids. 1-5 yrs. experience in electronic equipment; ability to develop circuit theory from own analysis for circuit diagrams.

PARTS COORDINATOR

Background in logistics documentation (provisioning) & illustrated parts breakdown using government specs on military and/or FAA contracts. EDP knowledge & supervision of preparation of parts catalog logistics data helpful.

JOHN NICHOLS

WILCOX ELECTRIC, INC.

1400 Chestnut, Kansas City, Mo. 64127

816/231-0700

NORTHROP

WILCOX

NAVAL AIR TEST CENTER

has immediate openings for

ELECTRONICS ENGINEERS COMPUTER SCIENTISTS

We are seeking electronics engineers and computer scientists to work in the areas of electromagnetic compatibility test and evaluation (T&E), airborne computer systems T&E, and computer-based simulation laboratory development (hardware and software).

Individuals would be directly involved in T&E projects associated with advanced Navy/Marine aircraft (F-18, AV-8B, P-3, F-14, LAMPS helicopter).

Salary ranges from \$13,014 to \$23,087 per annum depending on experience and/or educational level. BSEE or higher required; some experience desired.

Located in Southern Maryland, approximately 60 miles southeast of Washington, D.C., the NAVAL AIR TEST CENTER is involved in the T&E of new and modified aircraft weapons and their subsystems and components.

Interested individuals should call COLLECT (301) 863-4116 for more information or send their resumes directly to:

CIVILIAN PERSONNEL DEPARTMENT
NAVAL AIR STATION
PATUXENT RIVER, MARYLAND 20670

Resumes will be held in strictest confidence.

An Equal Opportunity Employer

Senior Research Engineer

Digital Fault Analysis

We have an opening for a person to research applications of Digital Fault Analysis to our product lines. This individual will have responsibility for initiating and coordinating research projects. Required experience includes digital testing, diagnosis and fault tolerant systems.

Salary is open. Benefits include educational support, insurance and profit sharing programs.

For consideration, call toll free at (800) 547-1164 or send detailed resume and salary history to Roy Epperson, MS 55-033, Tektronix, Inc., P.O. Box 500, L17, Beaverton, Oregon 97077.

An equal opportunity employer m/f/hc.

Tektronix
COMMITTED TO EXCELLENCE

EXECUTIVE RECRUITING

One of the largest and fastest growing international executive recruiting firms seeks an individual to join its New York office. He/she will enhance the firm's existing capabilities for recruiting middle and senior level executives for companies in the aerospace, computer, medical and scientific instrument, and other high technology fields.


The ideal candidate will have a technical undergraduate background and an advanced degree in such disciplines as business, engineering, or science. A likely career path would include initial experience in research and development, manufacturing/production, or marketing of high technology products, leading to current responsibilities in general management at a senior level. Specific experience, however, will be less important than a record which indicates high energy, intellectual curiosity, strong interpersonal skills, ability to communicate persuasively both in written and oral form, and the highest standards of professional integrity.

We offer an attractive compensation package including base salary, annual bonus based on performance, and a complete, highly competitive array of fringe benefits. The individual who is successful in this role should expect to earn at the six figure level or above within two to three years. He/she will also be attracted by the opportunity to develop a practice in a segment of the business community which promises to be among the fastest-growing and most dynamic in the 1980's. Please send resume and most recent salary history in confidence to:

P-1572, Electronics

Class. Adv. Dept., P.O. Box 900, NY, NY 10020

An Equal Opportunity Employer M/F



**frank
leonard
personnel**

DESIGN ENGINEERS CREATIVE BSEE

2 + yrs NEW prod. develop,
TTL, CMOS, Micro/proc
..... \$28,000

POWER SUPPLY DESIGN

Low/Med. voltage switch,
regulated systems . \$30,000

DIGITAL DESIGN, BSEE,

Microprocessor Applications,
TTL, ECL, CMOS . . . \$28,000

SOFTWARE, DEVELOPMENT

3-5 yrs. exp. with operating
systems or communication
syst. develop. on IBM 360/
370 or 16 BITMINI . \$29,000

Submit resume and current salary
Frank Leonard Personnel
1211 No. Westshore Su. 100
Tampa, Fla. 813-872-1853

MFG ENGINEERS MGR. PROGRAM, EE,

Huge electro/mech. systems
..... \$28,000

PRODUCTION ENGINEER

BSIE/ME stds/methods electro/
mech assem . . . \$24,000

TEST ENGINEER, BSEE

to devise procedures and design
ATE for electronic syst
..... \$24,000

SUSTAINING ENGINEER

exp. in system chk-out, hwre
softwre, trble shoot to chip
..... \$24,000

MFG. ENGINEER,

BSEE IE with Hi Vol. electro
assembly/test ops . \$25,000

#1 in R&D

In the R&D field we are one of the most respected recruiting firms in the country. We have achieved our reputation by considering your goals and your best interests as our #1 priority. Creative engineers are scarce. We have over 500 R&D client companies in 42 states. We have excellent career openings in circuit design, systems engineering and reliability/QC. Please respond . . . it costs you nothing—even the call is FREE!! Client companies pay all our costs.

**Call Toll Free 24hrs/day
1-800-821-2280 Ext 804**

(in MO 1-800-892-7655 Ext 804)

Microprocessor Equip—IL, PA, TX, CO, FL . . . \$18-32K
TTL/CMOS Design—FL, TX, CA, CT \$18-28K
Real-Time Systems—IA, FL, CA \$18-30K
Software Design—TX, FL, CA \$18-29K
EMI/EMC or Reliability—MA, FL, AZ \$18-30K
Comm Systems—CA, FL, MA \$18-30K
Telecommunications—FL, TX, TN, CN \$17-29K
Technical Writers—FL, TX, CA \$16-25K

B.S. Degree & U.S. Citizenship Required

If you prefer, send your resume. I will call you.

**RALPH STEVENSON, V.P.
Jim King and Associates**

438 Gulf Life Tower/Jacksonville, Florida 32207
(904) 398-7371

New England

Our client is a major division of an advanced electronics systems company which has sales of over \$100 million. For over forty years the company has been a leader in growth has created career positions in Electrical Engineering.

If your experience is in high level digital design, keyboard interfacing, keyboard interfacing, CPC design and troubleshooting this position will interest you. You need an EE Degree with several years of experience and familiarity with mini-computers.

Live and work near Vermont's largest city and enjoy the hard to find mix of Urban/Rural living you've been looking for in the prettiest spot in North America.

Please send resume in confidence to:

Power Search

Executive and Technical
Search Consultants

49 Longfellow Avenue
Brunswick Me 04011

An Equal Opportunity Employer M/F

SCIENTISTS

Advanced Technology Laboratories is actively recruiting a Principal Research Scientist to assist our Director of Research and Development in expanding state-of-the-art knowledge in ultrasound and doppler technology.

We require an individual who is a recognized luminary in the ultrasonic imaging industry, with significant credentials in advanced echo and doppler processing principles. This individual will work as a solo scientist and will be required to present work to scientific audiences, customers, senior management, etc. This individual will also be involved in speaking engagements and will be publishing their work.

The position requires a master's degree, with PhD preferred, and at least five years research work in doppler and ultrasound technology. The training and experience must encompass electronic, biological and electro-acoustic engineering.

We offer an exceptional environment, autonomy of operation, company support and compensation. Please send confidential resume and salary requirements to: Recruiter, P.O. Box 6639, Bellevue, WA 98007.

equal opportunity employer m/f/h



“Solving some of the world's toughest problems is what we do at E-Systems in Dallas.”

E-Systems is a major developer of complex electronic systems for worldwide applications. At E-Systems Garland Division in Dallas, we have some of the world's toughest problems to solve. Problems that require some of the world's most advanced technological solutions. To keep pace, we need problem solvers . . . Software, Electronic and Mechanical Engineers, and R&D Technicians.

The problems needing solutions involve:

- High speed logic design
- Special purpose digital processing
- Analog and synthesizer design
- Electronic reconnaissance
- Passive electronic warfare
- Product software embedded in electronic systems on IBM-370, Perkin-Elmer 3220, HP-21 MX, and microprocessors
- Communication and data-base management systems on DEC and TANDEM
- Advanced digital communications
- Audio/digital voice processors
- Command and control systems

If you're ready to make problem solving your career, just fill out the coupon and send it to: **Tom J. Shepherd, Manager of Professional Placement, E-Systems, Inc., Garland Division, P. O. Box 226118, Dallas, Texas 75266. Or call COLLECT (214) 272-0515.**

I'm ready to start solving some of the world's toughest problems.

_____ Please send more information about E-Systems Garland Division.

_____ Please have Employment Manager call.

NAME _____

ADDRESS _____

CITY _____

STATE _____

ZIP _____

PHONE _____


E 10-25



E-SYSTEMS
Garland Division

The problem solvers.

An equal opportunity employer M/F, H, V



Grow with us in South Florida.

Racal-Milgo, headquartered in Miami, Florida, is a world leader in the data communications field. In order to keep pace with our record sales and continued growth, we have opened career opportunities for the following positions:

Research Engineers

Excellent opportunity for a highly creative engineer to advance the state-of-the-art in data communications. Ideal candidate will have an MS or PhD in electrical engineering and be thoroughly familiar with current microprocessor technology, both hardware and software, and computer communications networks.

Design Engineers

Positions require a BSEE or equivalent experience. Microprocessor based design experience is required. Logic design, CMOS, and TL logic families; ROMS, RAMS, PLAS a plus.

System Design Engineers

Broad engineering background in data communications with experience in modem applications. Knowledge of communications networks desirable.

Manufacturing Test Engineers

Strong background in Test Engineering, as well as a complete knowledge of discrete components and ICs. You will be involved in test methods of hardware designs, procedure writing, manufacturing support, diagnostic program development, and test equipment evaluation selection. BSEE or equivalent experience required.

Component Engineer

Individual with strong background in semiconductor devices. Responsibilities include component selection, evaluation, specification preparation, failure analysis and application support. Prefer experience with LSI technology, reliability and component test.

Systems Programmers

These positions involve systems design and development of communications networks. Familiarity with PDP-11, RSX 11M, RT11 and microprocessor based systems, Intel 8080, 8085 experience is desired.

We offer competitive salaries, excellent company benefits including liberal relocation allowance. For immediate consideration call Bruce Czarniak collect (305) 591-5212 or send your resume to:

Racal-Milgo™

Racal-Milgo, Inc.
8600 N.W. 41st Street Miami, Florida 33166
Telephone (305) 592-8600

Equal Opportunity Employer



Electronic Engineer

Join one of the best technical staffs in the graphic products industry.

Join Itek's Graphic Equipment Division. The pride which we take in our work is demonstrated by the professionalism of our technical staff, and you can work closely with our top-caliber people, if you have a BSEE—MS desired—and 3-5 years proven accomplishment and/or training in microprocessor design and programming with particular emphasis on machine control. Knowledge of 8080 microprocessor an asset.

Responsibilities will include performing conceptual design and development of microprocessor controlled graphic arts equipment and providing technical direction to technicians, drafters and support personnel.

We offer salary commensurate with experience and generous employee benefits. Position located in Rochester, one of New York State's most attractive metropolitan areas with fine school systems, cultural and recreational features.

For immediate consideration, please send resume including salary history to: Mr. A. James Fantauzzo, Personnel Manager, Itek Graphic Equipment Division, 811 Jefferson Road, P.O. Box 1970, Rochester, N.Y. 14692.



Graphic Equipment Division

Industrial & Business Products Group
A Division of Itek Corporation

An equal opportunity employer, M/F

NATIONWIDE ELECTRONICS PLACEMENT

Digital Ckt Dsgn * Hardware Sys Dsgn
Analog Ckt Dsgn * Software Sys Dsgn
Quality Reliability * Test Equipment Mntnce

Entry Level through Management
All Fees are Exclusively Employer Paid

E. J. STEPHEN ASSOCIATES

1601 Concord Pike, Suite 86
Wilmington, DE 19803

MANAGEMENT SOUTH Solicits Resumes

From All Disciplines For Submission
To Our Regional and National Clients.
Employers Pay All Fees
Unit G3, Management South
PO Box 11367
Charlotte, NC 28220

ELECTRONICS ENGINEER:

Leading importer of precision machine tools with nationwide recognition and distribution network is expanding its N/C Turning Division.

Has challenging position for N/C Electronics Engineer to head N/C shop and service department in Metropolitan area of New York.

For immediate consideration please forward resume with salary history to:

P-1259 Electronics
Class. Adv. Dept., P.O. Box 900
NY, NY 10020

Why not an editorial career?

Electronics has available a challenging editorial position for an electronics engineer with a bent for journalism. We need someone to observe and write or edit articles on the latest trends in the consumer and industrial electronic fields. The beats range over many electronic technologies so you won't be kept to the engineer's usual narrow area of specialization. We'd like you to have a bachelor's degree and some design experience. Excellent salary and benefits. Write and tell us about yourself.

**Managing editor
Box A
Electronics**

1221 Avenue of the Americas, New York, N.Y. 10020



It all
adds up to
**ENGINEERING
OPPORTUNITIES**
at
BOEING WICHITA

It doesn't take a calculator to add up all the benefits of a career at Boeing Wichita. You will know immediately the advantages of city living in a small town atmosphere, the long range security of an expanding family of Commercial airplanes and sophisticated Military programs.

Join these programs now while assignments are growing. Write or phone us today to find out how your experience and background can match our many requirements which are not limited to those listed below. We believe you will be pleasantly surprised at the opportunity we have to offer.

IMMEDIATE REQUIREMENTS include the following which require U.S. Citizenship and BS or higher degree in Engineering, Physics, Computer Science or Math

- STRUCTURAL DESIGN
- STRESS ANALYSIS
- SOFTWARE DEVELOPMENT - DESIGN ANALYSIS
- PRODUCT SYSTEMS ENGINEER
- ELECTRICAL/ELECTRONIC INSTALLATION DESIGN
- GROUND SUPPORT REQUIREMENTS ELECTRICAL-ELECTRONICS
- INSTRUMENTATION DESIGN
- TECH WRITER - ELECTRONICS
- ELECTRONICS/ELECTRICAL TESTING
- FLIGHT SYSTEM TESTING
- INSTRUMENTATION TEST
- TEST PLANNING - ELECTRONICS
- CONTROL SYSTEM ANALYSIS
- ELECTRONIC SYSTEM ANALYSIS
- SYSTEM SAFETY
- POWER DISTRIBUTION ANALYSIS
- LIAISON ENGINEER
- MANUFACTURING RESEARCH & DEVELOPMENT ENGINEERS

Send resume to:

Jim Snelling
Boeing Military Airplane Company
4300 E. MacArthur Road, Dept. E12
Wichita, Kansas 67210
or Call Collect (316) 687-3057

BOEING
MILITARY AIRPLANE COMPANY

An Equal Opportunity Employer M/F

BIG COMPANY OR SMALL?

AT BURROUGHS SMALL SYSTEMS GROUP IN CORAL SPRINGS, FLORIDA YOU GET THE BEST OF BOTH WORLDS.

You know that Burroughs Corporation is an international leader in the computer industry. In fact, we employ some 50,000 people in engineering and manufacturing centers in ten countries.

And you probably know that our new small systems in the banking field are gaining fast and furious popularity.

What you may not know, is that our Small Systems Group has engineering and manufacturing facilities in Coral Springs, Florida.

And that its "small company" environment provides an ideal growth opportunity for talented, enthusiastic engineers.

As you'd expect, we offer competitive salaries and the complete Burroughs benefit package.

We currently have openings for the following:

ENGINEERING DESIGN

Circuits/Packaging

You will be responsible for the overall electrical and packaging design of the system, including switching circuits, power supply, power distribution, signal distribution, long wire interfaces and noise analysis. You will need a minimum of 2 to 3 years experience in directly related areas and a BSEE or the equivalent.

Systems

Define and design major subsystems. At least 2 to 3 years hardware design experience including logic, memory subsystems, data communications, microprocessors and diagnostic testing systems. BSEE or the equivalent is required. Knowledge of operating systems and data management desirable.

ELECTRONIC TECHNICIANS

Several electronic technician positions are now available at both the junior and senior levels. Both junior and senior level positions require completion of a recognized technical school/program. Senior level candidates should have a minimum of three years experience to include, but not limited to the following:

- Test and debug experience of electronic digital circuits and hardware.
- Experience with electronic test equipment and techniques in using them.
- Practical experience in the areas of schematics, parts lists and logic diagrams.

For prompt consideration of your credentials, please forward your resume, including salary history to: Timothy Murray, Burroughs Corporation—Small Systems Group, 4000 N.W. Coral Ridge Drive, Coral Springs, FL 33065.

Burroughs

An Equal Opportunity Employer M/F.

Display Engineer

Will participate in the design and development of our storage and raster display monitors. Work will be in the following areas: deflection circuitry, video amplifiers, yoke—CRT specification, low/high voltage power supplies.

Good communication skills are necessary as well as the ability to see your designs through to production. Additionally demonstrated ability in analog circuit design is necessary. Some digital design and computer aided design experience is desired.

Salary is open. Benefits include educational support, insurance and profit sharing programs.

For consideration, call Roy Epperson toll free at (800) 547-1164 or send detailed resume and salary history to Roy Epperson, MS 55-033, Tektronix, Inc., P.O. Box 500, J-16, Beaverton, Oregon 97077.

An equal opportunity employer m/f/hc.

Tektronix
COMMITTED TO EXCELLENCE

ELECTRONIC ENGINEERS

ARE YOU WORTH A 17.5% INCREASE IN SALARY?

That is the average increase in salary for the technical professionals who we placed in new positions in 1978. Some received more! Most relocated to a more desirable geographic location or stayed in the same city in which they lived. Most importantly, all of them went into a position of either increased technical challenge, more responsibility, or better opportunity for career growth.

RCI is a technical search firm with an outstanding reputation representing a broad base of nationwide clients serving the Electronics Industry. If you are interested in advancing your career, call us or send your resume or a brief hand written description of your background including present salary and geographic preferences, in confidence to:

**Manny Rao, Search Director-Room K
REGIONAL CONSULTANTS, INC.**

213 West Ninth Street
Cincinnati, Ohio 45202
513/579-1513

The "Local National"—Technical Search Firm

TELECOMMUNICATIONS DESIGN/MANUFACTURING ENGINEERS

Every time we think we have enough engineers, business gets better.

Stromberg-Carlson—the company that pioneered the phenomenally successful SYSTEM CENTURY® family of digital switching systems—is again expanding its engineering staff in Florida.

We need SW and HW engineers who can help us design, develop and produce the world's most advanced Digital Central Office equipment and Digital Branch Exchange systems. We need people who can think ahead. People who can help the largest independent telephone equipment manufacturer in the U.S. develop its digital switch to its fullest potential.

We have immediate growth-created openings at various levels. Your credentials must include a degree in EE or Computer Science—or the equivalent. If you have telephony in your background, fine—but whatever your level of expertise and SW/HW accomplishment, one thing is clear: we have a telecommunications switch technology that adds up to a powerful incentive to make a switch of your own.

Let's communicate! Rush detailed confidential resume to: Mr. W. I. Sardelli, Vice President, Research & Engineering, Stromberg-Carlson Corporation, P.O. Box 7000, Longwood, Florida 32750.

Stromberg-Carlson

A SUBSIDIARY OF GENERAL DYNAMICS CORPORATION

An Equal Opportunity Employer, M/F

SOFTWARE DEVELOPMENT ENGINEERS

Join the leader in "Systems Technology for the 80's...ALLEN-BRADLEY SYSTEMS GROUP"

As a division of a long established world leader in industrial controls, we have a strong history and growth in the development, manufacturing and marketing of computerized programmable controllers and numerical control systems. Our products are vital to increasing productivity throughout the world.

IF You're degreed in electrical engineering, computer science, or computer engineering and thrive in an environment of advanced software technology, we have the perfect challenge for you!

We are presently seeking Software Development Engineers/Seniors in the following areas:

NUMERICAL CONTROL SOFTWARE DEVELOPMENT

Apply your 1-3 years of assembler language programming to develop real-time software that meets specific customer requirements. You will have the opportunity to develop, program and test your own software. If you have 3-5 years of experience in this area, you may move into new concept development in our state-of-the-art industry.

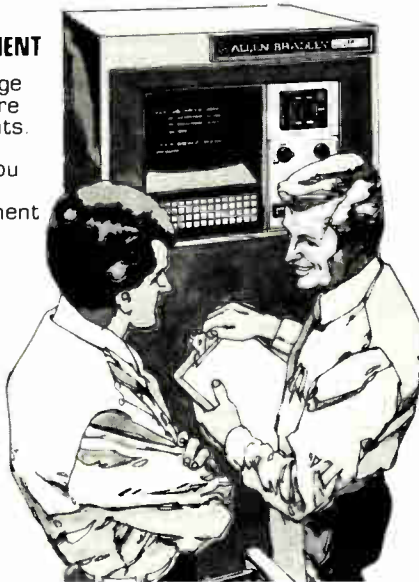
DATA HIGHWAY DEVELOPMENT

You can apply your 3-5 years of assembler and higher level software expertise to integrate mini-computer and peripheral equipment with programmable controllers, developing new concepts in control functions. Develop sophisticated software by combining your Electrical/Computer Engineering degree with experience in data structuring and systems programming.

COMPUTER AIDED MANUFACTURING SOFTWARE DEVELOPMENT

Develop software systems that can control an entire manufacturing process by interlinking programmable controllers and numerical controls. Initiate programming strategies, translator systems, interfaces and establish host computer/peripheral networks. Your Electrical/Computer Engineering degree and 3-5 years related experience have prepared you for the responsibilities of this position.

These are key technical positions offering outstanding career growth possibilities, excellent compensation and generous benefits. COME AND GROW WITH US! Start by sending your resume and current salary history requirements to:



Duane C. Smith, Salaried Employment Manager

ALLEN-BRADLEY CO.

SYSTEMS GROUP

747 Alpha Drive, Highland Heights, Ohio 44143

Quality in the best tradition.

An Equal Opportunity Employer M/F

ENGINEERS new '80's opportunities

ELECTRONICS ENGINEERS, \$18,000-\$40,000. Nationwide positions in digital, analog, microprocessor, microwave & instrumentation technology. For immediate confidential response, send resume w/ salary history to Glenn English, President, GLENN ENGLISH AGENCY, 7840 Mission Center Ct., San Diego, CA 92108 (714/291-9220).

ENGINEERS to \$40K. Get results from the oldest private employment service (est. 1946) in the heart of New England with the best clients in the industry. Contact LANE EMPLOYMENT SERVICE, 405 Main Street, Worcester, MA 01608 (617/757-5678).

DESIGN ENGINEERS to \$38K. Central Penna & nationwide. Design connectors/terminals, microprocessors, controls. Reply in confidence to Z. A. Goglewski, MECK ASSOC. PERSONNEL, 1517 Cedar Cliff, Camp Hill, PA 17011 (717/761-4777).

BSEE / ELECTRONIC DESIGN ENGINEERS, \$15,000-\$35,000. Immediate, desirable upstate New York & nationwide Junior to senior project management. In confidence send resume or call James F. Corby, President, NORMILE PERSONNEL ASSOC. INC., 5 Leroy St., Box 110 Westview Station, Binghamton, NY 13905 (607/723-5377).

ELECTRONICS ENGINEERS. Our clients, defense/non-defense, seek talent in digital, analog, microprocessor, microwave, etc. All Fee-paid. ACCESS GROUP, Dr. Bill Kan, Box 3267, Stamford, CT 06905 (203/356-1168). Eric Grossman, 179 Allyn Street, Suite 500, Hartford, CT 06103 (203/527-9107).

all positions fee-paid

npc NATIONAL PERSONNEL CONSULTANTS

SOFTWARE DESIGN ENGINEER

Manufacturer of "state-of-the-art" flow measurement devices has opening for engineer with 3-5 years exp. with Intel 8080/8085 assembly language programming. BS/MS in Computer Science or BSEE with computer emphasis. Analog/Digital hardware design experience desirable. Send resume and salary history to:

COX INSTRUMENT
15300 Fullerton
Detroit, MI 48227

An Equal Opportunity Employer M/F



ENGINEERS 15K - 40K

Our Electronics Division represents leading companies nationwide. Current needs in Design, Q.A., Instr. Plant, etc. All Fees assumed by companies. Contact Tom Brown or Will Pollock

dorsey love & associates inc.

P.O. Box 1387 C.S. Springfield, Mo. 65804
(314) 887-0112

Engineering R&D Manager, R&D Technicians, Senior Software Engineers

At Docuprint, state-of-the-art means extra capability, superior design and greater value in the word processing equipment and systems we design, develop, produce and market.

It's the reason for our success. For our rapid growth.

And for aggressive, dynamic professionals, it spells unprecedented career opportunity.

In one of the country's most enviable environments. Melbourne. On the sunshine coast of Florida.

Engineering R&D Manager

Qualified candidate will have state-of-the-art abilities and knowledge of word processing equipment and systems; and/or data communications equipment and systems. Responsible for management of R&D within Docuprint. BS degree or equivalent is required.

R&D Technicians

To work with design engineers in a laboratory environment. Experience required in breadboarding and trouble shooting, digital logic and/or communication circuits from schematics. Numerous openings at various levels of experience.

Senior Software Engineers

Word Processing Applications: We're looking for a solid background (3 years +) in word processing applications. Expertise in assembly language programming, utilizing minicomputers and microcomputers. BSEE.

Business Applications: We're looking for solid background (3 years +) in business applications utilizing high level language on minicomputers or microcomputers. BSEE.

Interested in joining the winning team at Docuprint? Send your resume with salary history to: Docuprint, P.O. Box 2400, Dept. 116, Melbourne, Florida 32901.

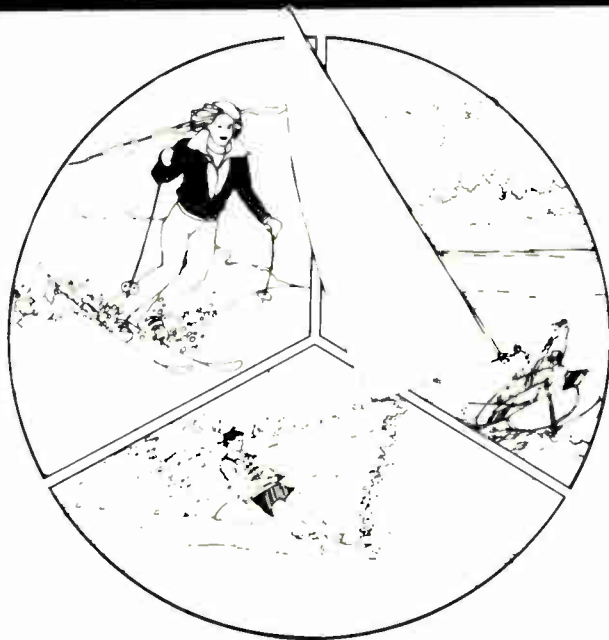
DOCUPRINT
INCORPORATED

A Subsidiary of Documentation Incorporated
An equal opportunity employer M/F/V/H



*Join the word
processing pros.*

*On the
sunrise coast
of Florida.*



HIGH TECHNOLOGY AND THE "GOOD LIFE" OF THE GREAT LAKES

GOULD ENGINEERS HAVE THE BEST OF BOTH!

Here in the heart of the Great Lakes region, our engineers designed, manufactured and delivered the Mk48 torpedo . . . on time and under budget! We are currently applying our total systems responsibility concept to a variety of challenging defense systems programs for all three military services both above and below water. This will assure the United States superiority into the 1980's. Our rapid expansion has created career openings for U.S. citizens with experience in these areas:

- STATISTICS/MODELING
- DTC/LCC
- INFRARED
- ACOUSTICS
- FIBER OPTICS
- SYSTEMS INTEGRATION
- OPERATIONS ANALYSTS
- COMPONENTS
- AERO-HYDRO DYNAMICS
- STRUCTURED SOFTWARE
- COMPUTER ARCHITECTURE
- RELIABILITY
- SIGNAL & DATA PROCESSING
- WARHEAD SYSTEMS
- TEST & EVALUATION
- NON-METALLIC MATERIALS
- SAFETY & HUMAN FACTORS
- ELECTRO/MECHANICAL DESIGN

For further information, please call collect: Cathy V. Shook at 216-486-8300 or send letter of inquiry and/or resume to: Gould Ocean Systems Division, P.O. Box 17044, Euclid, Ohio 44117



An Equal Opportunity Employer. M/F/H

ENGINEERS/ MANAGERS new '80's opportunities

ELECTRONICS ENGINEERS, \$18,000-\$45,000. For the electronics engineer, New England offers the widest diversity of positions available anywhere. As one of the largest, long established (15 years) technical placement organizations in the area, we can represent you with a wide variety of clients, large and small, for positions ranging from entry level to senior management. Nationwide representation is also part of our service. Contact Bob McNamara, E. P. REARDON ASSOCIATES, 888 Washington St., Dedham, MA 02026 (617/329-2660).

ELECTRONICS ENGINEERS, \$18,000-\$50,000. Choice entry level to management positions immediately available in Pennsylvania & national locations. Reply in strict confidence to J. G. Weir, President, WEIR PERSONNEL SERVICES, 535 Court St., Reading, PA 19603 (215/376-8486).

ELECTRONICS ENGINEERS, \$18,000-\$40,000. Suburban New Jersey and Nationwide. Numerous choice positions in co's utilizing the latest State of Art methods & equipment. Reply in confidence to James E. Mann, VP/Eng., ARTHUR PERSONNEL, Suite D6, 8 Forest Ave., Caldwell, NJ 07006 (201/226-4555).

AIR DEFENSE SYSTEMS PERSONNEL. Degreed. Advanced defense systems communications background required. 10 yrs. min. TROPO, acquisition, component specialties. Long-term project. New Division. SALLY WALTERS PLACEMENT AGENCY, 320 Market Street, Suite 925, San Francisco, CA 94104 (415/981-1414).

all positions fee-paid

npc NATIONAL PERSONNEL CONSULTANTS

Engineers

- Design
- Development
- Project
- Software

\$18,000-\$40,000

Riddick Associates' Engineering Division specializes in placement of electrical and electronics engineers with top companies in the Southeast and throughout the U.S. We provide advice on careers, resumes and interviews. We are retained by our client companies and they pay all fees. For details call or send resume to Phil Riddick, President.

Riddick Associates, Ltd.

9 Koger Executive Center
Norfolk, VA 23502
Area 804-461-3994

Abbott Transistor Labs	209	Cromemco	2	Fujitsu Limited	2E
Able Computer Technology	53	CTS Corporation	228, 235	‡ General Instrument Opto Electronica Div.	197
ACDC Electronics	241	‡ CTS Corporation, Berne Div.	63	■ GenRad Inc.	168, 169
ADAC	98	■ Custom Electronics	234	* ■ Gould	7
* Adret Electronique	8E	Data General Corporation	159	Gould Biomation	80, 81
Advanced Micro Devices	10, 11, 190	Data Instruments	238	■ Grayhill, Inc.	6
Aehr Test Systems	51	■ Data Precision	213	■ GTE Sylvania/Connector Products Operation	205
Ailtech City of Industry Operation	221	Data Systems Design Inc.	171	■ Hewlett Packard	17-26
■ Alco Electronic Products	220	■ Data Translation	233, 235, 237	■ Honeywell TID	123
American Microsystems Inc.	198, 199	Digital Equipment Components	49	■ Houston Instrument	217
American Telephone & Telegraph	150, 151	Digital Equipment PPG	202, 203	■ Industrial Devices Inc.	242
Ampex DpD	221	‡ Digitran Company	175	Intel MCO	28, 29
Amptek Inc.	216	* Draloric	62	Intel Telecommunications	75-78
‡ ■ Amphenol North America Bunker Ramo Corp.	226, 227	Duponts Photopolymers Film Resist System	108, 109	International Crystal Mfg. Co.	208
Anritsu Electric Co. Ltd.	55	Eastman Chemical Products	231	Intersil	160, 161
Aromat	184, 185	Elcontrol, S.p.A.	52	■ Iskra Commerce Marketing	97
‡ Beckman Instrument Advanced Electro Products	179	Electronic Arrays	37	* Italtel/SIT	179, 185
‡ Bell Laboratories	200, 201	‡ Electronic Measurements	196	‡ ■ ITT Canon Electric	219
Berg Electronics	34	■ Electronic Navigation Industries	3rd C.	ITT North Microsystems Div.	243
B&K Precision Div., Dynascan Corp.	247	Elevam Electronic Tube Co. Ltd.	270	Jaycor	52
Bokers, Inc.	244	EMI Technology	206	* Jepico Co. Ltd.	6E
■ Bourns Inc., Precision Div.	4th C.	■ Erie Technological Products	102	■ Johanson Manufacturing Corporation	8
‡ ■ Bud Industries	222	EXAR	110	Keithley Instruments	178
* ■ Burr Brown Research Corporation	197	Fairchild Test Systems	82, 83	‡ Kollmorgen Multiwire Div.	195
Burroughs	131	Fairchild SATS Div.	30	‡ Kontron Electronic Inc.	45
■ Cambridge Thermionic Corp.	204, 207	■ Ferranti-Packard Ltd.	234	■ Krohn-Hite Corporation	5
Capital Calculator	8	■ First Computer Corporation	15	‡ Leasametric	67
■ Cherry Electrical Products	1	Fluke, John Mfg. Co.	89, 187, 189, 191, 193	LSI Computer Systems Inc.	192
■ Conap Inc.	194	Frequency Devices Inc.	142	Matrox Electronic Systems	246
Contact Electronics	244	* FRINI ANTENNE	12E	* Matsushita Electric Trading Company	201

M.E.S.L. (Microwave)	250	■ Precision Filters	188	• Thomson Sescosem	10E, 11E
■ Micro Component Technology	211	■ Projects Unlimited	235	Toko America	228
• Micro Networks Corporation	45	RAC Reliability Analysis Center	251	TRW Electric Components	182, 183
Microsoft	47	■ Radio Research Instrument Company	231	TRW Optron	14
■ Microswitch Div. of Honeywell	27	Ramtek	2nd C.	TRW LSI Products	71
■ Microtechnical Industries	216	RCA Solid State	106, 107	TSD Inc. (Megadata)	210
■ 3M Co. Electronics Div.	249	Rogers Corporation	166, 232	Ultra Violet Products	242
Mitel Semiconductor Inc.	13	• Rohde & Schwarz	67, 4E	Union Carbide Corporation	176
Monolithics Memories	38, 39	Rohm Corporation	31	Varian Vacuum	174
Mostek Corporation	32, 33	• SEPA S.p.A.	184	Vector Electronics	225
Motorola Semiconductor Products	40, 64, 95	• Sernica	12E	■ Viking Industries	92
Motorola Inc. Component Products	9	• Siemens AG Munchen	7E	Vishay Resistive Systems Inc.	136
‡ Motorola Corporate	180, 181	Signetics Classified	245	Wafios Maschinenfabrik Reutlingen	238
• Murata Mfg. Co. Ltd.	222	Signetics Corporation	103, 229	• ■ Wavetek San Diego Inc.	175
‡ ■ National Semiconductor	48A-48D	• Socapex	196	Weckesser Company Inc.	237
Nebraska Industrial Development	223	Solid State Scientific	212	Xebec Co. Limited	225
• NEOHM SPA	182	Sorenson Software	52	• Zeltron	195
Oak Industries Inc.	237	■ Spectrol Electronics	90	Classified and employment advertising F. J. Eberle, Manager 212-997-2557	
■ O.K. Machine & Tool Co.	230	Sprague Electric	59	Advanced Technology	258
Osborne & Associates	270	Sturdilite Div., Angle Steel	16	Allen-Bradley Co.	264
Percom Data Company	73	Syntronic Instruments Inc.	244	Boeing Wichita	261
Perkin Elmer	162, 163	TEAC Corporation	56	Burrough Small Systems	262
Perkin Elmer Ultek Division	101	Tecknit	134	Carpenter Consultants, Inc.	256
■ Permæg Corporation	238	Tektronix	79, 104, 105, 172, 173	Career Associates	254
• Phillips ELA	9E	Teledyne Philbrick	79	Cox Instrument	264
• Phillips Eicoma Market Promotion	3E	‡ Telequipment	7	Docuprint, Inc.	265
• ■ Phillips TMI	1E	Teradyne Inc.	86	Dorsey Love & Assoc.	264
• Plessey Microsystems	219	Terak Corporation	60, 61	E-Systems Garland Div.	259
• Plessey Semiconductor	180	Texas Instruments Semiconductor	84, 85	Fortune Personnel Agency	254
Power One Inc.	218	Thick Film Systems Inc.	6	Gearhart-Owen Industries	254
				Gould Ocean Systems	266
				Harris Semiconductor Group	255
				Itek Graphic Equipment Div.	260
				Key Associates Inc.	254
				King, Jim & Assoc.	258
				Leonard Personnel Frank	258
				Management South	260
				Modcomp	253
				National Personnel Cons.	264, 266
				Naval Air Station	257
				Paradyne Corp.	252
				Power Search	258
				Pro Systems Services Co.	254
				Quip Systems	256
				Racal-Milgo, Inc.	260
				Regional Consultants Inc.	262
				Riddick Assoc., Ltd.	266
				SBS International	254
				Sigmatron Nova	256
				Southwest Technical	254
				Stephen, E.J.	260
				Stromberg-Carlson Corp.	263
				Sunair Electronics Inc.	256
				Tektronix	257, 262
				Wilcox Elec	257

Classified and employment advertising
F. J. Eberle, Manager 212-997-2557

Advanced Technology	258
Allen-Bradley Co.	264
Boeing Wichita	261
Burrough Small Systems	262
Carpenter Consultants, Inc.	256
Career Associates	254
Cox Instrument	264
Docuprint, Inc.	265
Dorsey Love & Assoc.	264
E-Systems Garland Div.	259
Fortune Personnel Agency	254
Gearhart-Owen Industries	254
Gould Ocean Systems	266
Harris Semiconductor Group	255
Itek Graphic Equipment Div.	260
Key Associates Inc.	254
King, Jim & Assoc.	258
Leonard Personnel Frank	258
Management South	260
Modcomp	253
National Personnel Cons.	264, 266
Naval Air Station	257
Paradyne Corp.	252
Power Search	258
Pro Systems Services Co.	254
Quip Systems	256
Racal-Milgo, Inc.	260
Regional Consultants Inc.	262
Riddick Assoc., Ltd.	266
SBS International	254
Sigmatron Nova	256
Southwest Technical	254
Stephen, E.J.	260
Stromberg-Carlson Corp.	263
Sunair Electronics Inc.	256
Tektronix	257, 262
Wilcox Elec	257

■ For more information of complete product line see advertisement in the latest Electronics Buyers Guide
* Advertisers in Electronics International
‡ Advertisers in Electronics domestic edition

Advertising Sales Staff

Advertising sales manager: Paul W. Reiss

1221 Avenue of the Americas, New York, N.Y. 10020
[212] 997-4371

Atlanta, Ga. 30308: Michael Charlton
100 Colony Square, 1175 Peachtree St., N.E.
[404] 892-2868

Boston, Mass. 02116: Frank Mitchell
607 Boylston St.
[617] 262-1160

Chicago, Ill. 60611
645 North Michigan Avenue
Jack Anderson [312] 751-3739
Robert M. Denmead [312] 751-3738

Cleveland, Ohio 44113: William J. Boyle
[716] 248-5620

Costa Mesa, Calif. 92626: Robert E. Boedicker
3001 Red Hill Ave. Bldg. #1 Suite 222
[714] 557-6292

Dallas, Texas 75201: John J. Uphues
2001 Bryan Tower, Suite 1070
[214] 742-1747

Denver, Colo. 80203: Harry B. Doyle, Jr.
123 Speer Blvd. #400
[303] 837-1010

Detroit, Michigan 48202: Jack Anderson
1400 Fisher Bldg.
[313] 873-7410

Fort Lauderdale, Fla. 33306: Michael Charlton
3000 N.E. 30th Place, Suite #400
[305] 563-9111

Houston, Texas 77002: John J. Uphues
601 Jefferson Street, Dresser Tower
[713] 659-8381

Los Angeles, Calif. 90010: Chuck Crowe
3200 Wilshire Blvd., South Tower
[213] 487-1160

Minneapolis, Minn. 55435: Robert M. Denmead
4015 W. 65th St.
[312] 751-3738

New York, N.Y. 10020
1221 Avenue of the Americas
John Gallie [212] 997-3616

Matthew T. Reseska [212] 997-3617
Philadelphia, Pa. 19102: Matthew T. Reseska
Three Parkway
[212] 997-3617

Pittsburgh, Pa. 15222: Matthew T. Reseska
4 Gateway Center
[212] 997-3617

Rochester, N.Y. 14534: William J. Boyle
Powder Mill Office Park, 1163 Pittsford-Mendon Rd.,
Pittsford, N.Y. 14534
[716] 248-5620

San Francisco, Calif. 94111: Don Farris
425 Battery Street,
[415] 362-4600

Paris: Patrick Mouillard
17 Rue-Georges Bizet, 75116 Paris, France
Tel: 720-16-80

United Kingdom & Scandinavia: Simon Smith
34 Dover Street, London W1
Tel: 01-493-1451

Scandinavia: Andrew Karnig and Assoc.
Kungsholmsgatan 10
112 27 Stockholm, Sweden
Tel: 08 51 68 70 Telex: 179 51

Milan: Ferruccio Silvera
1 via Baracchini, Italy
Phone 86-90-656

Brussels:
23 Chaussee de Wavre
Brussels 1040, Belgium
Tel: 513-73-95

Frankfurt/Main: Fritz Krusebecker
Liebigstrasse 27c, Germany
Phone 72 01 81

Tokyo: Akio Saljo, McGraw-Hill
Publications Overseas Corporation,
Kasumigaseki Building 2-5, 3-chome,
Kasumigaseki, Chiyoda-Ku, Tokyo, Japan
[581] 9811

Business Department

Thomas M. Egan
Production Director
[212] 997-3140

Carol Gallagher
Production Manager
[212] 997-2045

Betty Preis
Production Manager Domestic
[212] 997-2908

Thomas Kazich
Production Manager Related Products
[212] 997-2044

Marianne Meissner, Production Assistant
[212] 997-2843

Frances Vallone
Reader Service Manager
[212] 997-6057

Electronics Buyers' Guide

H.T. Howland, General Manager
[212] 997-6642

Regina Hera, Directory Manager
[212] 997-2544

Thomas Kazich, Production Manager
[212] 997-2044

Marianne Meissner, Production Assistant
[212] 997-2843

Frances Vallone, Reader Service Manager
[212] 997-6057

Classified and Employment Advertising

Frank Eberle, Manager
[212] 997-2557

Mary Ellen Kearns, Sales Manager (212) 997-3306

REPRINTS AVAILABLE FROM ELECTRONICS

No. of copies wanted

Charts

- ___ R-823 Communications satellites \$3.00
- ___ R-516 Electronic symbols \$2.00
- ___ R-213 Electromagnetic spectrum (updated 1976) \$3.00
- ___ R-326 Optical spectrum (6-page report and chart) \$3.00

Articles

All articles are \$3.00 each. Quantities of 5 or more in any combination are \$2.00 each.

- ___ R-923 A burst of energy in photovoltaics 18 pp
- ___ R-921 LSI-based data encryption discourages the data thief 14 pp
- ___ R-919 Special report—VLSI shakes the foundations of computer architecture 24 pp
- ___ R-917 Memory products 20 pp
- ___ R-915 The race heats up in fast static RAMs 12 pp
- ___ R-913 Lithography chases the incredible shrinking line 12 pp
- ___ R-911 Transmitting data by satellite calls for special signal handling 8 pp
- ___ R-909 Special market series—Electronics abroad 8 pp
- ___ R-907 Touch-tone decoder chip mates analog filters with digital logic 8 pp
- ___ R-901 1979 world market survey and forecast 24 pp
- ___ R-829 Special report: New networks tie down distributed processing concepts 16 pp
- ___ R-827 Tackling the very large-scale problems of VLSI: a special report 15 pp
- ___ R-821 Codecs answer the call 18 pp
- ___ R-817 How bit-slice families compare 18 pp
- ___ R-816 Packaging technology responds to the demand for higher densities 9 pp
- ___ R-815 Higher power ratings extend V-MOS FETs' dominion 8 pp
- ___ R-813 Data-link control chips: bringing order to data protocols 10 pp

- ___ R-811 Multiplexing liquid-crystal displays 10 pp
- ___ R-809 New methods and materials stir up printed wiring 10 pp

Books

- ___ R-903 Personal Computing: Hardware and Software Basics—Electronics Book Series 266 pp \$11.95
- ___ R-803 New Product Trends in Electronics 1977—Electronics Book Series 333 pp \$14.95
- ___ R-732 Memory Design: Microcomputers to Mainframes—Electronics Book Series 180 pp \$12.95
- ___ R-726 Design Techniques for Electronics Engineers: 293 time-saving ideas in 48 chapters—Electronics Book Series 370 pp \$15.95
- ___ R-711 Circuits for Electronics Engineers: 306 circuits in 51 functional groups—Electronics Book Series 396 pp \$15.95
- ___ R-31D Designer's Casebook Number 1 106 pp \$5.50
- ___ R-704 Thermal Design in Electronics 52 pp \$5.00
- ___ R-701 Applying Microprocessors—Electronics Book Series 191 pp \$9.95
- ___ R-608 Basics of Data Communications—Electronics Book Series 303 pp \$12.95
- ___ R-602 Large Scale Integration—Electronics Book Series 208 pp \$9.95
- ___ R-520 Microprocessors—Electronics Book Series 154 pp \$8.95
- ___ R-011 Computer-aided Design 135 pp \$4.00

Payment must accompany your order

Make check or money order payable to Electronics Reprints. All orders are shipped prepaid by parcel post. Allow two to three weeks for delivery. We will make any editorial reprint to order in quantities of 500 or more. For price list and additional information call (609) 448-1700 ext. 5494.

USE THIS PAGE AS YOUR ORDER FORM

Cost of orders \$ _____
 Plus 10% handling charge \$ _____
 TOTAL AMOUNT ENCLOSED \$ _____

Mail your order to:
 Janice Austin
 ELECTRONICS REPRINTS
 P.O. Box 669
 Hightstown, N.J. 08520

SEND REPRINTS TO

Name _____

Company _____ Dept. _____

Street _____

City _____ State _____ Zip _____


ASSEMBLY LANGUAGE

Programming Primers for the most popular Microcomputers



NEW 6502
Z80 · 6800
8080A/8085
COMING 6809**

These **Assembly Language Programming** books view assembly language as a means of programming a microcomputer system. Each book explains assembly language programming, describes the functions of assemblers and assembly instructions, and discusses basic software development concepts. A special section on structured programming rounds out the discussion of programming examples, which range from simple memory load loops to complete rudimentary design projects. Each book includes comprehensive coverage of the particular assembly language, and presents a large number of fully debugged, practical programming examples written in the language of interest.



Tables of Contents: Introduction to Assembly Language Programming; Assemblers; The Assembly Language Instruction Set; Simple Programs; Simple Program Loops; Character Coded Data; Code Conversion; Arithmetic Problems; Tables and Lists; Subroutines; Input/Output; Interrupts; Problem Definition and Program Design; Debugging and Testing; Documentation and Redesign; Sample Projects.

**6809 ALP publication, Spring 1980. Please check box below to be notified of its availability.

Order Form:

Please send me the following **Assembly Language Programming** books.

Books	Quantity	Price	Amount
8080A/8085 ALP		\$9.50/[12.50]*	
Z80 ALP		\$9.50/[12.50]*	
6800 ALP		\$9.50/[12.50]*	
6502 ALP		\$9.50/[12.50]*	
Tax — Calif. residents only		Tax	
6% / 6 1/2 BART		Shipping	
Shipping—allow 4 weeks		TOTAL	
45c per book USA, \$4.00 foreign			

*Price change effective January 1, 1980. If ordering after January 1, please use price in brackets.

Name: _____
 Address: _____
 City: _____ State: _____
 Zip: _____ Phone: _____

Please notify me when 6809 ALP is available.



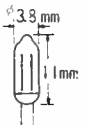
OSBORNE/McGraw-Hill
 630 Bancroft Way, Dept. E15
 Berkeley, CA 94710

For faster shipment or credit card, phone (415) 548-2805

SUPER MINIATURE Neon Glow Lamps

Circuit Volts..... AC 105-125
 Series Resistance..... 150KΩ
 Nominal Current..... 0.3mA
 Total Flux 20mlm MIN.
 Average Life Hours ... 30,000

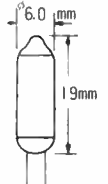
Dimension:mm



NL-8S

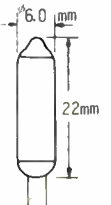
CLEAR-GREEN Fluorescent Glow Lamps

Circuit Volts..... AC crDC 105-125
 Series Resistance..... 33KΩ
 Nominal Current..... 1.6mA
 Total Flux(MIN.) AC:120mlm,DC:130mlm
 Avg. Life Hours AC:30,000 DC:40,000



NL-35 /G

Circuit Volts..... AC 105-125
 Series Resistance 27KΩ
 Nominal Current..... 1.5mA
 Total Flux..... 90mlm MIN.
 Avg. Life Hours 20,000



NL-21 G

● MAIN PRODUCT

NEON GLOW LAMP, XENON FLASH LAMP,
 RARE GAS, DISCHARGE LAMP.
 MINIATURE : BLACK-LIGHT, UV-LIGHT,
 FLUORESCENT COLOR-LIGHT.

ELEVAM ELECTRONIC TUBE CO., LTD.

EXPORT DIVISION

NO. 17-8CHUO 2-CHOME OTA-KU, TOKYO JAPAN.
 TELEPHONE : 03-774-1231-5 TELEX : 246-8855 ELEVAM

Circle 271 on reader service card

MOVING?

Please give us 4 weeks advance notice. Attach the label for your old address, write in your new address below, and send to Fulfillment Manager, Electronics, P.O. Box 430, Hightstown, N.J. 08520.

**OLD
ADDRESS
LABEL**

NEW ADDRESS

Name _____

Address _____

City _____

State/Province _____

Zip/Postcode _____

Country _____

The Power Elite



ENI truly is the Power Elite. In fact, when you want the ultimate in power flexibility, there's simply nothing finer in all the world. And our instrumentation can meet all your application needs, for RF signal generator amplification, RFI/EMI testing, signal distribution, RF or data transmission, NMR/ENDOR, ultrasonics and more.

ENI's selection of Class A power amplifiers is unsurpassed, combining a frequency spectrum

of 10 kHz to 1 GHz with power outputs that range from 300 milliwatts to over 4,000 watts. Rugged, compact and versatile, these power amplifiers can be driven by virtually any signal source. They're completely broadband and untuned, amplifying inputs of AM, FM, TV, SSB and pulse modulations with minimum distortion. The unconditional stability and failsafe design make them impervious to severe load conditions (open or

short circuit), delivering their rated power to any load, regardless of match.

Clearly, when it comes to meeting your power amplification needs, ENI is in a class by itself.

For detailed technical specifications, a demonstration or our latest full-line catalog, write: ENI, 3000 Winton Road South, Rochester, New York 14623. Call (716) 473-6900, or Telex 97-8283 ENI ROC.

ENI

The World's Leader in Power Amplifiers

Circle 901 on reader service card

Time-Proven Cermet Trimmers...

**Still the
best way to
trim a circuit.**

Over the last decade, Models 3006, 3299 and 3386 Trimpot® trimming potentiometers have set the standards for cermet trimmers. And, because these dependable models offer the best performance per dollar around, they'll be standards for a long time to come.

All models are sealed for board processing. Bourns exclusive Swage-Bond™ termination process virtually eliminates pin termination failure. Cermet elements offer essentially infinite resolution. Multi-fingered wrap-around wiper design reduces contact resistance variation and open circuit problems. Here are the specs:

	3006	3299	3386
Std. Res. Range	10 Ohms to 2 Megohms	10 Ohms to 5 Megohms	10 Ohms to 2 Megohms
Res. Tolerance	10%	10%	10%
Power Rating	.75 W @ 70°C	.5 W @ 70°C	.5 W @ 85°C
Tempco	100 ppm/°C	100 ppm/°C	100 ppm/°C
CRV	3%	3%	1%
Adjustment	15 turns	25 turns (top or side adj.)	Single-turn (top or side adj.)
Size	3/4" rect.	3/8" square	3/8" square
Pin Patterns	3 styles	5 styles	14 styles

Time-proven trimmers, backed by the Bourns reputation for leadership, performance and quality at cost-effective prices. Call or write today for your new 94-page TR-1 trimmer catalog. Or, see the EEM directory, Volume 2, pages 3726, 3736 and 3746.

A Timely Offer: Write to Trimmer Application Engineering on your company letterhead. While supply lasts, we'll send you a free trimmer design aid kit detailing all specifications and drawings.

TRIMPOT DIMENSION, BOURNS, INC., 1200 Columbia Avenue,
Riverside, CA 92507. Phone: 714 781-5320. TWX: 910 332-1252.
European Headquarters: Bourns AG, Zugerstrasse 74 6340 Baar, Switzerland.
Phone: 042 33 33 33. Telex: 78722.



BOURNS®