

MAY 24, 1979

**NCC PREVIEW: HOW COMPUTER BOOM SHAKES SOCIETY/175**

New-generation in-circuit tester takes on digital LSI/ 153

Cellular system opens line to more mobile-phone connections/ 158




FOUR DOLLARS A MCGRAW-HILL PUBLICATION

# Electronics



**COMPUTER ARCHITECTURE  
RENOVATION  
IN PROGRESS**

1420 WILSON CAME NOV80  
MATT NEILL  
ELECTRONIC SPECIAL EFFECTS  
2516 NE CLACKAMAS  
PORTLAND OR 97232



Triangle and ramp waveforms to 0.05% linearity.

Squarewave settling time less than  $1\mu\text{s}$ .

All waveforms with synthesizer stability.

**HP's new 3325A Function Generator gives you all this precision for only \$3,000\*. And it's programmable, too.**



Now, the precision functions you need cost less with HP's new 3325A Synthesizer/Function Generator.

The 3325A provides pushbutton selection of sinewaves, squarewaves and triangles as well as positive and negative ramps. Each function has the same high accuracy, stability and resolution you'd expect from a synthesizer. With its performance characteristics fully specified over the entire operating range.

That means you can obtain triangles and ramps from  $1\mu\text{Hz}$  (periods to  $11\frac{1}{2}$  days), up to 11 kHz with 0.05% linearity. In applications such as VCO testing, you're assured of more conclusive results.

For amplifier analysis and precision timing and gating, the 3325A furnishes squarewaves over a range of  $1\mu\text{Hz}$  to 11 MHz with less than  $1\mu\text{s}$  settling time to less than 0.05%. But that's not all.

Sinewave harmonics are down 65 dB (to 50 kHz) for low-distortion audio and VLF/ULF testing. Integrated phase noise

is also low, at  $-54\text{ dBc}$  up to 20 MHz—just right in developing multiplex communication systems and phase sensitive networks.

Linear and logarithmic sweep are provided for all functions. Other standard features include HP-IB\*\* capability for programmable control, variable phase and DC offset, and external AM and PM modulation capability. An optional 40Vpp high voltage output is also available.

For further details on HP's new 3325A Synthesizer/Function Generator, contact your local HP field engineer today. Your designs deserve precision.

\* Domestic U.S.A. price only.

\*\* HP's implementation of IEEE Standard 488-1975.

099/42

**HEWLETT  PACKARD**

1507 Page Mill Road, Palo Alto, California 94304

For assistance call: Washington (301) 948-6370, Chicago (312) 255-9800, Atlanta (404) 955-1500, Los Angeles (213) 877-1282

Circle 900 on reader service card



# SURPRISE!



## HP's Bright New Light Bars are Here!

HP introduces a new way to illuminate your message boldly and brightly with Light Bar Modules.

The universal pinout arrangement allows you to connect these Light Bars in parallel, series, or series/parallel configurations. Vary the amount of current, and you can vary your light output to match or contrast with ambient light levels. Available in either High Efficiency Red, Yellow or Green, they are ideal for illuminating legends, as indicators, bar graphs, or for lighted switches.

HP's Light Bar Modules come in two sizes, are X-Y stackable, and flush mounting is easy and convenient. The HLMP-2300/2400/2500 Series Light Bars are 8.89mm x 3.81mm (.35in x .15in) with prices starting at \$1.15\* in quantities of 1000, and the HLMP-2350/2450/2550 Series measure 19.05mm x 3.81mm (.75in x .15in) with prices starting at \$1.75\* in quantities of 1000.

For more information or immediate off-the-shelf delivery, call any franchised HP distributor. In the U.S. contact Hall-Mark, Hamilton/Avnet, Pioneer Standard, Schweber, Wilshire or the Wyle Distribution Group (Liberty Elmar). In Canada, call Hamilton/Avnet or Zentronics, Ltd.

HEWLETT  PACKARD


1507 Page Mill Road, Palo Alto, California 94304

For assistance call Washington (301) 258-2000, Chicago (312) 255-9800, Atlanta (404) 955-1500, Los Angeles (213) 877-1282

01903

\*U.S. Domestic Prices Only

# Here's the fastest **HP-IB**\* graphic peripheral available today... and it programs like a plotter.



With the HP 1350A Graphics Translator and one or more HP electrostatic CRT displays, there's no faster way of seeing your system's output. You can get a quick reading - then plot if hard copy is needed.

Because it's HP-IB\* compatible, the 1350A is easy to add to your system. It lets you present different information simultaneously on up to four CRT displays.

And, it makes writing a program for a CRT display as easy as programming a plotter. An optional binary cassette tape for the HP 9825 Desktop Computer simplifies programming and lets you use the same routines on both CRT's and plotters.

The 1350A lets you update the display selectively. For example, in an application such as

sequential testing, you can view multiple data plots (A) on a CRT and update only a portion of the display for rapid comparative measurements. It also provides convenient operator interaction. You can display program listings (B), normal and expanded displays, or a cursor and its coordinates.

Ideal for use with HP Data Acquisition and Network Analysis Systems, the 1350A Graphics Translator, priced at \$3,450\*\*, is a useful tool anywhere a fast, high-resolution graphic presentation of information is needed. Write for Application Note 271-1, or call your local HP field engineer for complete details.

\*HP's implementation of IEEE Standard 488-1975  
\*\*Domestic U.S.A. price only

HEWLETT **hp** PACKARD

1507 Page Mill Road, Palo Alto, California 94304

For assistance call: Washington (301) 948-6370, Chicago (312) 255-9800, Atlanta (404) 955-1500, Los Angeles (213) 877-1282

Circle 2 on reader service card



## 39 Electronics Review

PACKAGING & PRODUCTION: New glass promises narrower lines, 39  
COMPUTERS: TI adds faster 16-bit processor, 40  
Don't fix a board, throw it away, 41  
SOFTWARE: Microprocessors get big-league languages, 41  
OPTICS: Predistortion guards against errors, 42  
CONSUMER: Handheld TI translator has own voice, 44  
MEDICAL: An rf solution to a beef cancer, 44  
CAREERS: EEs got 11.5% raises, AEA survey reveals, 46  
PERIPHERALS: CRT signals drive printer directly, 48  
Phone answerer takes anybody's calls, 55  
PROCESS CONTROL: Distributed processing comes to factory, 55  
NEWS BRIEFS: 56  
MATERIALS: Silicon wafers in short supply, 58  
COMPANIES: Gould, Fairchild deal filled with 'ifs,' 58

## 69 Electronics International

GREAT BRITAIN: High-radiance LEDs operate at 1.3  $\mu\text{m}$ , 73  
WEST GERMANY: Computerized phone information system speaks, 74  
GREAT BRITAIN: BPO takes the mystery out of System X, 76  
AROUND THE WORLD: 78

## 87 Probing the News

SOLID STATE: Does DSA spell better MOS? 87  
MEMORIES: Bipolar PROMs enjoy seller's market, 90  
COMMUNICATIONS: Air Force seeks to block noise, 94  
MICROSYSTEMS: Standards panels near goals, 98  
ABROAD: China is no pot of gold, 100  
COMPONENTS: TV parts makers face offshore threat, 102

## 111 Technical Articles

SPECIAL REPORT: VLSI shakes computer architecture foundations, 111  
SOLID STATE: V-MOS packs 16 kilobits into static RAM, 137  
DESIGNER'S CASEBOOK: Peak detector recovers short pulses, 144  
Serrrodyne amplifier generates wideband linear ramp, 145  
Digital peak detector finds 4-bit highs and lows, 147  
PACKAGING & PRODUCTION: In-circuit system tests LSI, 153  
COMMUNICATIONS: Cells expand mobile-phone channels, 158  
ENGINEER'S NOTEBOOK: PLL aids in measuring capacitance, 168  
LED dot/bar driver simplifies solid-state scope, 169  
Hardware breakpoints aid 8080 program debugging, 171  
NATIONAL COMPUTER CONFERENCE: The impact on society, 175

## 193 New Products

NCC PRODUCT PREVIEW: Development system supports 9440, 193  
8-in. hard-disk drive fits floppy-disk slot, 194  
Cartridge backs up smart disk drive, 197  
Tape terminal challenges floppies, 199  
Slave improves old master, 202  
New memories for an old machine, 206  
Tape drive has low cost, high speed, 208  
IN THE SPOTLIGHT: Logic analyzer has 48 channels, 217  
INDUSTRIAL: Angle encoder sells for \$200, 224  
INSTRUMENTS: DMM fits design to application, 236  
MICROCOMPUTERS & SYSTEMS: Printer sells for only \$995, 246  
PACKAGING & PRODUCTION: Smart analyzer studies waves, 254  
COMPUTERS & PERIPHERALS: Drive handles 8-in. hard disks, 264  
DATA ACQUISITION: D-a converters get cheaper, 272  
MATERIALS: 284

## Departments

Publisher's letter, 4  
Readers' comments, 6  
News update, 8  
People, 14  
Editorial, 24  
Meetings, 26  
Electronics newsletter, 33  
Washington newsletter, 23

International newsletter, 69  
Engineer's newsletter, 181  
Products newsletter, 281  
New literature, 290

## Services

Employment opportunities, 308  
Reprints available, 323  
Reader service card, 325

## Highlights

### Cover: VLSI changes computer architecture, 111

Very large-scale integration is altering the hardware basis of computers. But to preserve the investment in software, the facade—the user interface—is for the most part being held constant, says this special report.

Cover is by Katrina Taylor.

### Is there life in diffusion MOS yet? 88

Four Japanese companies are researching diffusion self-aligned MOS in the expectation of achieving submicrometer channel lengths with 2-or-more-micrometer photolithography.

### Cellular setup reduces mobile-phone hangups, 158

Bell Laboratories' Advanced Mobile Phone Service uses decentralized, low-power transmitters and antennas to link calls made to or from cars to the regular phone lines. The same frequencies may be used by different transmitters, provided they are at a sufficient distance from one another.

### NCC studies computers' impact on society, 175

Included among the more than 120 technical sessions at this year's National Computer Conference will be several aimed at providing people with a "greater consciousness of the social implications of the expanding use of computers," says NCC chairman Merlin G. Smith.

### . . . and in the next issue

Putting Pascal to work . . . charge-coupled devices versus random-access memories . . . another in the codec series.

EDITOR-IN-CHIEF: Kemp Anderson

EXECUTIVE EDITOR: Samuel Weber

MANAGING EDITORS: Arthur Erikson,  
Gerald M. Walker

ASSISTANT MANAGING EDITORS: Howard Wolff,  
Alfred Rosenblatt

SENIOR EDITORS: William F. Arnold,  
Ray Connolly

ART DIRECTOR: Fred Sklenar

DEPARTMENT EDITORS

*Aerospace/Military:* Ray Connolly

*Circuit Design:* Vincent Biancomano

*Communications & Microwave:*

Harvey J. Hindin

*Computers:* Anthony Durniak

*Consumer & Industrial:* John Javetski

*Test, Measurement & Control:*

Richard W. Comerford

*Microsystems & Software:* John G. Posa

*New Products:* Michael J. Riezenman,

Richard W. Comerford

*Packaging & Production:* Jerry Lyman

*Solid State:* Raymond P. Capece

CHIEF COPY EDITOR: Margaret Eastman

COPY EDITORS: Mike Robinson,  
Charlotte Wiggers, Jeremy Young

ART: Charles D. Ciatto, *Associate Director*  
Paula Piazza, *Assistant Director*

EDITORIAL SECRETARIES: Janet Noto,  
Penny Rejtman, Maryann Tusa

EDITORIAL ASSISTANT: Marilyn B. Steinberg

REGIONAL EDITORS

*New York:* Benjamin A. Mason (212) 997-2245

*Boston:* James B. Brinton,

Pamela Hamilton (617) 262-1160

*Chicago:* Larry Marion (312) 751-3805

*Dallas:* Wesley R. Iversen (214) 742-1747

*Los Angeles:* Larry Waller (213) 487-1160

*Palo Alto:* William F. Arnold (415) 968-2712

*Washington:* Ray Connolly (202) 624-7592

*Frankfurt:* John Gosch 72-5566

*London:* Kevin Smith 493-1451

*Paris:* Arthur Erikson,

Kenneth Dreyfack 720-20-70

*Tokyo:* Charles Cohen 581-9816

McGRAW-HILL WORLD NEWS

*Editor:* Michael Johnson

*Brussels:* James Smith

*Milan:* Jeff Ryser

*Moscow:* Peter Hann

*Stockholm:* Robert Skole

*Tokyo:* Robert E. Lee

PUBLISHER: Paul W. Reiss

GENERAL MANAGER, DIRECT MARKETING  
OPERATIONS: Horace T. Howland

CIRCULATION MANAGER: Herbert A. Hunter

RESEARCH MANAGER: Margery D. Sholes

READER SERVICE MANAGER:

Frances M. Vallone



In a game of technological leapfrog, advances in large-scale integration and the introduction of new computer architectures have been springing across the electronics landscape. As a result, the concerns of the LSI designer are overlapping with those of the computer designer.

This trend is one of the key themes of the special report on new computer architectures (p. 111) prepared by computers editor, Tony Durniak. What goes on in silicon greatly affects computer architecture and vice versa.

"Oddly enough," Tony observes, "the very nature of the advances in semiconductor technology that have removed many of the computer design constraints have made engineering the computer more difficult than ever. So many more choices are provided by the semiconductor devices that architecture design is now more flexible than it was just 18 to 24 months ago."

The upshot is a change in the facts of life faced by the computer designer. For one, he must make greater use of computer-aided design to handle the enormous complexity of the LSI devices.

For another, the computer designer must now broaden his or her know-how to include semiconductor

fabrication, as well as the usual logic design, in order to understand what's on the chip. Otherwise, it's awfully hard to design with LSI.

Another fact of life for the computer designer is the annual National Computer Conference to be held this year in New York starting June 4. A preview of the important technical sessions starts on page 175, a roundup of some of the new products on page 193.

Both the technical sessions and the product exhibits promise to make this year's NCC another big hit, thus underscoring again the major importance of this sector of the electronics industries. The impact of computing power is now being felt and across the board, from the personal computer all the way to the powerful mainframes. NCC dramatizes not only this broad application of computers but the advances in semiconductor technology that are making it all possible.

### Wanted: an engineer who wants to be an editor

We have a challenging position available for an electronics engineer who can combine writing ability and technical knowhow into a rewarding career as an editor on *Electronics* magazine in New York. Candidates should have a BSEE and some design experience. We offer excellent salary and fringe benefits. Send your résumé to the Executive Editor, *Electronics*, 1221 Avenue of the Americas, New York, N.Y. 10020.

May 24, 1979 Volume 52, Number 11 102,109 copies of this issue printed

*Electronics* (ISSN 0013-5070). Published every other Thursday by McGraw-Hill, Inc. Founder: James H. McGraw, 1860-1948. Publication office: 1221 Avenue of the Americas, N.Y., N.Y. 10020; second class postage paid at New York, N.Y. and additional mailing offices.

Executive, editorial, circulation and advertising addresses: *Electronics*, McGraw-Hill Building, 1221 Avenue of the Americas, New York, N.Y. 10020. Telephone (212) 597-1221; Teletype 12-7960 TWX 710-581-4879. Cable address: MCGRAW HILL N E W Y O R K.

Subscriptions limited to professional persons with active responsibility in electronics technology. No subscriptions accepted without complete identification of subscriber name, title or job function, company or organization, and product manufactured or services performed. Based on information supplied, the publisher reserves the right to reject non-qualified requests. Subscription rates: in the United States and possessions \$17 one year, \$29 two years, \$43 three years; company addressed and company libraries \$23 one year, \$41 two years, \$58 three years; APD/FPD addressed \$35 one year only; Canada and Mexico \$19 one year, \$32 two years, \$47 three years; Europe \$46 one year, \$78 two years, \$110 three years; Japan, Israel and Brazil \$70 one year, \$115 two years, \$165 three years; Australia and New Zealand \$95 one year, \$170 two years, \$240 three years, including air freight; all other countries \$50 one year, \$85 two years, \$125 three years. Limited quota of subscriptions available at higher-than-basic rate for persons allied to field served. Check with publisher for these rates. Single copies: \$4.00. Please allow four to eight weeks for shipment.

Officers of McGraw-Hill Publications Company: Gordon L. Jones, President; Group Vice-President: Daniel A. McMillan, Senior Vice-President; Russell F. Anderson; Ralph R. Schutz, Editorial; Vice-Presi-

dents: James E. Hackett, Controller; Thomas H. King, Manufacturing; Robert L. Leyburn, Circulation; John W. Patten, Sales; Edward E. Schirmer, International.

Officers of the Corporation: Harold W. McGraw, Jr., President, Chief Executive Officer, and Chairman of the Board; Robert N. Landes, Senior Vice President and Secretary; Ralph J. Webb, Treasurer.

Title registered in U.S. Patent Office, Copyright © 1979 by McGraw-Hill, Inc. All rights reserved. The contents of this publication may not be reproduced in whole or in part without the consent of copyright owner.

Where necessary, permission is granted by the copyright owner for libraries and others registered with the Copyright Clearance Center (CCC) to photocopy any article herein for the base fee of \$0.50 per copy of the article plus \$0.25 per page. Payment should be sent directly to the CCC. Copying done for other than personal or internal reference use without the express permission of McGraw-Hill is prohibited. Requests for special permission or bulk orders should be addressed to the publisher. ISSN 0013-5070/79\$0.50+.25.

Subscribers: The publisher, upon written request to our New York office from any subscriber, agrees to refund that part of the subscription price applying to copies not yet mailed. Please send change-of-address notices or complaints to Fulfillment Manager; subscription orders to Circulation Manager, *Electronics*, at address below. Change-of-address notices should provide old as well as new address, including zip codes. Attach address label from recent issue. Allow one month for change to become effective. Subscriber Service: call (609) 448-6110, 9 a.m. to 4 p.m. EST.

Postmaster: Please send form 3579 to Fulfillment Manager, *Electronics*, P.O. Box 430, Hightstown, N.J. 08520.





# the filter store

Krohn-Hite builds an active tunable filter for almost every purpose and application. In high pass, low pass, band pass, band reject and tracking configurations. Tunable from 0.001 Hz to 3 MHz. With selectable attenuation slopes as steep as 96 dB per octave. With Butterworth and low-Q response. Battery power option available.

If you need an active tunable filter for any purpose, call Krohn-Hite. We can probably ship you the filter you need from the store. After all, we've been number one in filters for over 30 years.

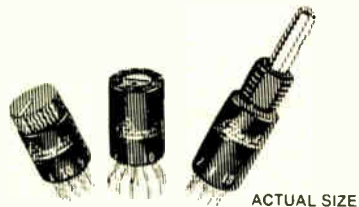
**KH KROHN-HITE CORPORATION**

Avon Industrial Park, Avon, MA 02322 • (617) 580-1660 TWX 710 345 3831

Circle 5 on reader service card

AL, Huntsville (205) 534-9771; AZ, Phoenix (602) 279-1531; CA, Inglewood (213) 674-6850, San Jose (408) 292-3220; CO, Denver (303) 773-1218; CT, Canton Center (203) 693-1719; FL, Orlando (305) 894-4401; GA, Atlanta (404) 455-1206; HI, Honolulu (808) 941-1574; IL, Chicago (312) 283-0713; IN, Carmel (317) 844-0114; KS, Overland Park (913) 649-6496; LA, Gretna (504) 367-3975; MD, Towson (301) 321-1411; MA, Wakefield (617) 245-5940; MI, Detroit (313) 961-3042; MN, Minneapolis (612) 835-4818; MO, St. Louis (314) 569-1406; NM, Albuquerque (505) 255-2330; NJ, Cherry Hill (609) 482-3059; Englewood (201) 871-3915; NY, Rochester (716) 473-5720; Syracuse (315) 437-6666; Vestal (607) 785-9947; NC, Burlington (919) 227-3639; OH, Chesterland (216) 729-2222; Dayton (513) 294-2476; OK, Jenks (918) 299-6366; OR, Portland (503) 297-2248; TX, Dallas (214) 661-0400; Houston, (713) 688-1431; UT, Salt Lake City (801) 466-8729; VA, Falls Church (703) 573-8787; WA, Bellevue (206) 454-1400; WI, Milwaukee (414) 545-6400; CANADA, Montreal Quebec (514) 341-7630; Ottawa, Ontario (613) 235-5121; Toronto, Ontario (416) 445-9900; Vancouver, British Columbia (604) 253-5555; Halifax, Nova Scotia (902) 454-8321; St. John's Newfoundland (709) 726-2422

# Designed by Grayhill as the world's smallest rotary switch



**10 positions, 1 or 2 poles,  
diameter less than .300"**

As the pioneer in switch micro-miniaturization, Grayhill designed its Series 75 as the smallest the state of the art permitted.

## For low voltage applications

The Series 75 is ideal for communications circuits, electronic stopwatches, and other logic level equipment where size is critical. It's non-shorting... has wiping contacts... is rated to make or break 15,000 cycles minimum at logic loads.

## Choice of actuation

Available with integral knob as well as screwdriver or shaft operated. All styles PC mountable.

## Small switches, small price

If you think that small switch means big price... guess again. Here's a lot of switch in a tiny package at a cost that's surprisingly low. Under \$5.00 in quantities of 100 or more.

*Write for literature on these miniature switches... and consult EEM for more information on Grayhill products.*

**Grayhill**  
INC

561 Hillgrove Avenue • LaGrange Illinois 60525  
(312) 354-1040

6 Circle 6 on reader service card

## Readers' comments

### Browsing for antiques

**To the Editor:** In the article "Getting the most out of the 9900 for real-time control" [March 1, p. 40], I particularly enjoyed the discussion of the Cordic algorithm. I, and perhaps others, would appreciate it if sources can be given for this and other algorithms used to compute functions on handheld calculators that may be applied to the 9900 and other microprocessors.

When I simulated the Cordic algorithm program, I discovered two typographical errors. The line after label L20 should read "S R4, R3" rather than "S R3, R3," and the second SRA instruction after label L30 should read "SRA R5, R0" rather than "SRA R4, R0." Also, the values left in R<sub>2</sub> (sine) and R<sub>3</sub> (cosine) are scaled up by a factor of 32,768 from their true values.

Webb Simmons  
San Diego, Calif.

■ **The author replies:** *The Cordic technique was originally devised by J. E. Volder, who published it in the IRE Transactions on Electronic Computers, Vol. EC-8, No. 3, Sept. 1959, p. 330, along with a companion article by D. H. Daggett on p. 335. Additional information can be found in a masters thesis published at the University of California at Berkeley in 1968 by Michael Liccardo entitled "An Interconnect Processor with Emphasis on Cordic Mode Operation."*

*Early computer developers in the 1950s and 1960s experienced the same problems modern designers are facing with microprocessors—the need for fast and space-efficient algorithms. An awful lot of those algorithms are obscured with time. Whenever I have the time, therefore, I read the old journals looking for such algorithms that may have fallen into disuse.*

*And thank you for pointing out the typos.*

### On its own

**To the Editor:** Your International Newsletter of Nov. 9 [p. 63] described our company as manufacturing epitaxial power transistors for International Rectifier Corp. of Los Angeles. This is an error. International Power Semiconductors is an

independent company making power transistors in TO3 and TO66 packages from mesa and epi chips.

T. J. Joseph  
International Power  
Semiconductors Pvt.  
Seepz, Bombay, India

### Ownership possible

**To the Editor:** A recent article, "Who's Who in Satellite Communications" [March 29, p. 92], states that the American Telephone and Telegraph Co. cannot legally own satellites at present and that the decision will be reviewed by the Federal Communications Commission in July 1979.

The FCC has restricted AT&T from providing private line services via satellite—except to the Federal government—until July 1979, but not from owning satellites. By choice, AT&T leases satellite circuits from Comsat General Corp.

R. F. Latter  
American Telephone  
and Telegraph Co.  
Bedminster, N. J.

### Electronic bandaids

**To the Editor:** I agree with your April 12 editorial [p. 24] that microprocessor technology could be used to improve nuclear reactor safety. The larger question remains unanswered: would these improvements make nuclear reactors insurable (i.e., would any profit-oriented insurance company be willing to gamble on their safety)? If they remain uninsurable, should they be allowed to operate?

Technology should not be used to apply bandaids to radioactive wounds. Let us instead use our technical capabilities to enhance life instead of sugar-coating the most life-threatening poisons known.

Donald Weiss  
Glendora, Calif.

### Correction

*The acquisition by Thomson-CSF cited in the April 12 Electronics Newsletter [p. 33] should have referred only to the RF division of Solid State Scientific Inc., and not to the entire company.*






# Reliability where it counts

The expertise that made Tecnetics one of the military's leading suppliers of DC-DC power supplies, also goes into our AC-DC supplies.

Tecnetics units are designed, built and tested to meet the highest military standards. And proven under the toughest military applications.

That's why Tecnetics is one of the few suppliers publishing the Mean Time Between Failure, and our method for determining it.

If it's high efficiency you need, come to the leaders in Pulse Width Modulation technology.



Come to Tecnetics.

**tecnetics**  
INCORPORATED

The DC-DC Experts and  
400 Hz-DC, too.

1625 Range St., P.O. Box 910, Boulder, CO 80302  
(303) 442-3837 TWX 910-940-3246

Circle 8 on reader service card

## From Electronics Magazine Book Series. Zero-risk trial offer.



### New Product Trends in Electronics, Number One

From "New Products," state-of-the-art materials and equipment, arranged according to function. \$14.95

#### Electronics Book Series

P.O. Box 669, Hightstown, N.J. 08520

Send me \_\_\_\_\_ copies of "New Product Trends in Electronics, Number One" at \$14.95 per copy

Discounts of 40% on orders of 10 or more copies. I must be fully satisfied or you will refund full payment if the book is returned after ten-day trial examination.

Payment enclosed  Bill firm  Bill me

Charge to my credit card:

American Express  Diners Club  
 Visa  Master Charge

Acc't No. \_\_\_\_\_ Date exp. \_\_\_\_\_

On Master Charge only,  
first numbers above name \_\_\_\_\_

Name \_\_\_\_\_ Title \_\_\_\_\_

Company \_\_\_\_\_

Street \_\_\_\_\_

City \_\_\_\_\_ State \_\_\_\_\_ Zip \_\_\_\_\_

Signature \_\_\_\_\_

## News update

■ Remember the system that will turn ac power lines into phone lines with a simple connection? Astech Inc.'s Phone Link I-II has been going great guns since its introduction last July [*Electronics*, July 20, 1978, p. 155], says Robert T. Dunne, president of the Bedford, Mass., company. "The orders have really been coming in—and we haven't placed a single advertisement yet," he says.

The patented technique connects communications signals to power lines by reactive coupling, using coils and transformers so that they reduce or completely eliminate noise. The user simply plugs an extension telephone into an ac outlet.

Phone Link I is hooked up to any telephone receptacle and any ac outlet. Phone Link II attaches a portable extension phone to an ac outlet in the building, coupling the phone to the power and phone lines. Each part of the system contains a receiver, transmitter, and signaling supervision logic.

So far, Dunne says, about 60 systems have been shipped at \$229 each. "Most of the attention has been from producers," he says. "The Phone Link will be used mainly by manufacturers of systems." Dunne is waiting to hear the Bell Telephone System's thoughts about Astech's system, as well as those of private phone companies. "Our system will best be used as a telephone extension system," he notes. "The telephone companies are in the best position to put the system into consumer use. We'd rather go to the telcos, instead of just introducing Phone Link at retail outlets."

At the Basking Ridge, N. J., headquarters of AT&T, Albert J. Tutko, product manager for key systems, says, "Astech's phone link may have merit as far as residences go. I do think there's a market for this product—it's quite novel." AT&T is still evaluating possible applications.


Astech hopes to offer more features on the phone link in the near future. Included among them is an intercom network between any number of phone links, as well as a more compact system. —**Pamela Hamilton**

Electronics / May 24, 1979



most  
stock  
**DEC**<sup>®</sup>  
best  
delivery

**DISCOUNT  
PRICES**



**Start**

WITH



**OFF  
THE  
SHELF**

THE GAME OF KNOWING  
WHO TO CALL... AND WHY!

**OOPS!**  
BAD MOVE

IF YOU'VE CALLED  
ANYONE BUT



**BRANDNAME**

NATIONAL SERVICE AND



DIGITAL  
MOSTEK  
MEMOREX  
CALCOMP

GET INTO THE  
**WINNER'S  
CIRCLE**

WITH



Call  
**(312)920-1050**

FINISH FIRST  
EVERYTIME WITH



**computer corporation**

corporate square / 825 north cass avenue

westmont, illinois 60559

(312) 920-1050

TWX 910-651-1916

WE UNDERSTAND  
THE USERS NEEDS  
BECAUSE WE DO

SOFTWARE DEVELOPMENT

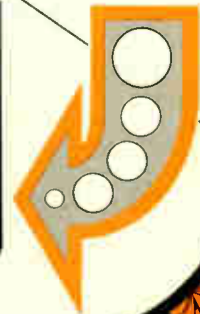
ON **PDP11**<sup>®</sup>

SYSTEMS

FOR PERSONALIZED  
SERVICE  
(WE'RE NOT TOO BIG  
TO HELP YOU)

TWX 910-651-1916

WE KNOW THE  
PRODUCT...  
WE BUILD  
SYSTEMS  
FROM THE  
PRODUCT!!!



\* Registered trademark of Digital Equipment Corporation, Maynard, Mass.

\*\* Registered trademark of First Computer Corporation


**C1**

You've compared the AmZ8000 with the 8086. Now you know what we know. The AmZ8000 is the best 16-bit CPU.

But if you're still a little worried about support. Don't be.

## Advanced Micro Devices Announces System 8/8.

System 8/8 was designed especially to support the AmZ8000 in both hardware



System 8/8 From Advanced Micro Computers

Advanced Micro Computers is a subsidiary of Advanced Micro Devices.

**“OK,  
the AmZ8000  
is better. But what  
about support?”**



and software development. But thanks to its multiple-master bus structure, System 8/8 also supports the 8080, 8085 and Z80. It's the only upgradeable, expandable development system you can buy.

The basic machine comes with 32K bytes of RAM, two floppy disk drives, an RS232 serial port, six 8-bit parallel ports and an Am9080A main CPU.

And along with all that powerful hardware, you get an equally powerful set of software.

There's an AmZ8000 translator and macroassembler, a terrific text editor, 8080 macroassemblers, a linking loader and a dynamite debugger. Plus a very sophisticated disk operating system that provides rapid access to programs through a comprehensive file management structure. Its

friends call it AMDOS 8/8.

Those are the standard features. Hang on for the options.

System 8/8 speaks four languages fluently: BASIC, FORTRAN, COBOL AND PASCAL. Take your pick. (PASCAL is a new systems implementation language that lets you write more reliable software, lower your development costs and decrease software maintenance.)

We've also got in-circuit emulation, cartridge disks, 8085 and Z80 macroassemblers, CPU boards and a variety of data storage options.

If you want the best 16-bit CPU and the best development system in the business, call or write Advanced Micro Devices.

We've got what you want. No question about it.


## Advanced Micro Devices

901 Thompson Place, Sunnyvale, CA 94086 Telephone: (408) 732-2400

Make reservations now for our 4-day seminar on the AmZ8000. Call (408) 732-2400, ext. 2325.

Circle 11 on reader service card

# ANNOUNCING THE LOW-COST 16-BIT MICROCOMPUTER, MP/100.



## THIS IS HOW FAR YOUR MONEY CAN GO.

Function and economy. Those are the two reasons we packed more features in our new 16-bit microNOVA® MP/100 than anyone would have thought possible. And at a price lower than anyone would have thought possible.

Available at chip, board or box level, the MP/100 is based on the new Data General designed and manufactured 16-bit mN602 NMOS microprocessor. This is where the true functionality begins. Our single, 40-pin package includes the full NOVA® 16-bit architecture and multifunction instruction set, hardware stack and frame pointer, 16-bit multiply and divide, realtime clock, multiple addressing modes, stand-

ard and high-speed data channels (2M byte/sec), 16-level priority interrupt and dynamic RAM refresh. It's capable of supporting up to 64KB of RAM/PROM/EPROM memory in standard applications and up to 128KB in special application requiring additional memory.

The MP/100 gives you the mN602 microprocessor, an asynchronous interface with full modem control, automatic program load, power/monitor/auto restart and soft control panel all on a single 7½" x 9½" board.

All microNOVA computers are available in a compact, modular 5¼" eight-slot chassis featuring a single board power supply for increased

reliability and maintainability. Plus a low cost four-slot card cage for product OEMs.

Our new 16-bit microNOVA MP/100. It can take you a long way on a small amount of money. Most important, the MP/100 is not only compatible with other members of the microNOVA family but also within the entire Data General family of NOVA and ECLIPSE computers. It's a smart way to grow.



# ANNOUNCING THE HIGH PERFORMANCE 16-BIT MICROCOMPUTER, MP/200.



## THIS IS HOW FAST YOU CAN GO.

Speed and performance. These are the two features that give you the power of a mini in a 16-bit microcomputer. Our new microNOVA® MP/200 is the highest performance microcomputer in the marketplace.

Offering the flexibility of product line integration at multiple levels – board, box or fully packaged system – the MP/200 features fast instruction execution times with an 0.84 microsecond ADD and a full 16-bit hardware multiply in 4.9 microseconds. Standard and high-speed data channel (DMA) provides input/output data rates of up to 3.7M bytes/second. An enhanced NOVA® instruction set featuring byte operations as well as signed and

unsigned integer Multiply/Divide add to the MP/200's power.

The MP/200 is completely compatible with the MP/100 which means that all peripherals and interfaces are interchangeable. And the MP/100 and MP/200 feature the industry's broadest range of compatible field-proven software for program development and execution. Including disc and real-time operating systems and high level languages such as Business BASIC, Extended BASIC and FORTRAN IV.

Function and economy. Or, high performance. Whichever your need, you'll find the best, cost-effective answer in the MP/100 or MP/200 16-bit microNOVAs from Data

General. The right fit for today with the growth for tomorrow. Send the coupon for complete information. And fast. Or call 800-225-7282 or contact your nearest Schweber or Hall-Mark distributor.

MAIL TO: microNOVA PRODUCT INFORMATION  
DATA GENERAL CORPORATION  
WESTBORO, MA 01581

Name \_\_\_\_\_  
Title \_\_\_\_\_  
Company \_\_\_\_\_ Tel No. \_\_\_\_\_  
Address \_\_\_\_\_  
City \_\_\_\_\_ State \_\_\_\_\_ Zip \_\_\_\_\_

Data General Corporation, Westboro, MA 01581. (617) 366-8911. Data General (Canada) Ltd., Ontario, Canada. Data General Europe, 61 rue de Courcelles, Paris, France, 766.51.78. Data General Australia, (03) 89-0633. Data General Ltda., Costa Rica. Latin America, 22-79-42. Data General Middle East, Athens, Greece, 952-0557. © Data General Corporation, 1979.

E524

**DataGeneral**

We make computers that make sense.

Circle 13 on reader service card



## OPTRON REFLECTIVE OBJECT SENSORS

NEW, LOW COST DEVICES  
OFFER HIGH RELIABILITY  
FOR NON-CONTACT SENSING

OPTRON's new OPB 706 and OPB 707 reflective object sensors provide solid state reliability at a low cost for non-contact sensing applications.

Ideal applications for the OPB 706 and OPB 707 include detection of edge of paper or cards, EOT/BOT sensing, tachometers, motor speed controls, and proximity detection.

The devices combine a high efficiency solution grown gallium arsenide infrared LED with a silicon N-P-N phototransistor (OPB 706) or maximum sensitivity photodarlington (OPB 707) in a plastic package. The photosensor senses radiation from the LED only when a reflective object is within its field of view.

With LED current of 20 mA, the output of the OPB 706 is typically 750  $\mu$ A when the device is positioned 0.050 inch from a 90% reflective surface. Under similar operating conditions, the output of the OPB 707 is typically 35 mA.

A built-in light barrier in both devices prevents response to radiation from the LED when there is not a reflective surface within the field of view of the sensor. With no reflective surface, the maximum sensor output due to crosstalk between the sensor and LED is 0.200  $\mu$ A and 10  $\mu$ A for the OPB 706 and OPB 707.

The OPB 706 and OPB 707 and other low cost, high reliability OPTRON reflective transducers are immediately available. Custom designed versions are available on request.

*Detailed information on the OPB 706 and OPB 707 reflective object sensors and other OPTRON optoelectronic products . . . chips, discrete components, optically coupled isolators, and interrupter assemblies . . . is available from your nearest OPTRON sales representative or the factory direct.*



**OPTRON, INC.**

1201 Tappan Circle  
Carrollton, Texas 75006, U.S.A.  
TWX-910-860-5958  
214/242-6571

## People

### Kruschke of Mostek predicts lots of IBM plug-ins coming up

Users of computers made by International Business Machines Corp. can look forward to a bonanza in the near future of "unique" products, from a number of manufacturers, compatible with their IBM machines.

That is the prediction of Gene Kruschke, large systems program manager for the Memory System group at Mostek Corp., Carrollton, Texas. The 45-year-old Kruschke, who left Intel Corp. to join Mostek in March, will oversee the Texas company's move into the IBM add-on memory marketplace [*Electronics*, May 10, 1979, p. 42]. After 11 years of experience with products aimed at IBM users, including a stint at Ampex Corp. and one at Intel, Kruschke says that decreasing solid-state hardware costs and the increasing sophistication of IBM users, among other things, is opening new opportunities for the makers of IBM plug-in devices. Continuing IBM price cuts in the memory area may help force the change to less traditional add-on products as well, the

Mostek memory manager indicates.

The General categories of products to look for include hierarchical memories and various kinds of database and specialized processors. "There are all kinds of things you can do in these areas," Kruschke observes. "It's just a matter of sitting down for 15 minutes and you can come up with a number of ideas for products that could turn out to have a very high gross margin."

**Unblessed.** The Mostek official concedes that some new products may be difficult to sell at first because they lack the IBM blessing. But he adds that "users today are very sophisticated—they know exactly what they need and how to use it, so no one should be afraid of coming up with a unique product."

Will Mostek be among the firms introducing new types of products for the IBM marketplace? "We are looking at other products" in addition to add-on memory systems, Kruschke answers. But he declines to be more specific, indicating only that ideas can come from many places. "And not only could they be profitable, but they're a lot of fun to design with, too."

### To compete with the giants in the bipolar PROM market employee quality counts most, says MMI's Federman

For nearly nine years, privately owned Monolithic Memories Inc. has been a strong contender in the bipolar programmable read-only memory marketplace till now it is in the top three. But as the market heats up with demand from the automotive industry, most industry observers believe MMI in Sunnyvale, Calif., could be squeezed out by titans like Texas Instruments and National Semiconductor.

MMI's new president, Irwin Federman, is undaunted. He feels the deck is not as stacked against his company as the numbers suggest—it had \$30 million in sales last year.


**Smaller chunks.** Federman believes the battle in the short term will not be MMI against giant corporations. "Every large company is

really an amalgam of several smaller ones," he explains. In his view, MMI will be competing with the bipolar memory division of large corporations, not the corporation itself, and "that's important because a division's ability to get corporate funding depends on its performance."

"It's not the numbers that really count, it's the quality of the people," he says. Profitability is securely tied to wafer yield, and higher yield is much more a function of employee quality than of capital equipment, he continues.

Thus, his primary objective as president and chief operating officer is to attain higher levels of quality from his employees. He wants everyone, from managers on down, to strive for excellence. And what is his





## You can do surprising things when you have 64 kilobytes of fast RAM on one card

### 4 MHz FAST—AND EXPANDABLE

Here's 64 kilobytes of memory on one RAM card. Yes, we mean 512K bits of read/write memory on this single card.

And, yes, we mean it's fast. With 150-nanosecond chip access times — so the card can operate in fast Z-80 systems with no wait states. Repeat, no wait states.

### EXPANDABLE ON TWO LEVELS

Not only does the new Model 64KZ give you a large, fast RAM but it is expandable on two levels.

First, through our Cromemco Bank Select feature, you can expand to 512 kilobytes in eight 64K banks.

Or, with our Extended Bank Select feature, you can expand memory space to as much as 16 megabytes.

This expandability we call your obsolescence insurance.

The legend on the card's heat sink is an easy reference for address and bank selection.

### BENCHMARK IT

Obviously, the speed and memory capacity of this new card give you a lot of power.

You can see that for yourself in our new 7-station Multi-User Computer System which uses these Model 64KZ cards. This S100-bus system outperforms the speed of many if not most timesharing systems of up to 10 times the Cromemco price.

And yet where some of these much more expensive and cumbersome systems clearly slow to a snail's pace when timesharing, the Cromemco system using Bank Select switching runs surprisingly fast.

### SEE IT NOW

See the new Model 64KZ at your computer dealer now. Study the literature on it. See how for only \$1785 you can get around that ever-present barrier of memory that's too little and too slow.



For high reliability all Cromemco memory cards are burned in at the factory in these temperature-controlled ovens.



Cromemco Multi-User System shown with 7 stations




**Cromemco**  
i n c o r p o r a t e d

280 BERNARDO AVE., MOUNTAIN VIEW, CA 94040 • (415) 964-7400  
Tomorrow's computers now

Circle 15 on reader service card

# Delevan Power Chokes



## ...strike the perfect balance

Our Series 3443 molded power inductors offer the optimum design balance in switching regulator systems. They combine low unit cost with the high reliability of a molded configuration.

Rugged construction with heavy 18 gauge molded-in solder-coated radial terminals... ideal for printed circuit board applications.

A broad spectrum of standard inductance values ranges from 1.0 to 15,000  $\mu$ H. Current ratings up to 10 Amp.

Delevan molded power chokes reduce ripple transients... reduce incremental current effects at a lower cost than conventional toroid design. Inductance values will not change more than 10% with up to 70% of rated current.

#### TYPICAL APPLICATIONS

- Switching regulator power supplies
- DC to DC converters
- Suppression and decoupling chokes

Get the details for your application. Ask for Data Sheet 3443.

**Delevan**  
Division



AMERICAN  
PRECISION  
INDUSTRIES INC.

270 QUAKER RD., EAST AURORA, N.Y. 14052  
TELEPHONE 716/652/3600 TELEX 91-293

OTHER DIVISIONS & SUBSIDIARIES INCLUDE  
APITRON, BASCO, OUSTEX, AMERICAN PRECISION  
INDUSTRIES (UK) LTD., OUSTEX OF CANADA, INC.

## People



**Goal man.** People are happiest when they are achieving, believes Irwin Federman.

reward? Beyond the usual profit-sharing scheme, Federman, 43, who holds a BS in economics from Brooklyn College, N. Y., and a State of California certification in public accounting, feels the reward is a sense of achievement. "I've never run into anyone who isn't happier when they are achieving than when they're not," he explains.

It comes down to letting people themselves choose their incremental goals and counseling them not to risk failure by picking too grand a target. On the other hand, Federman thinks they should not be too easy on themselves. He quotes the English poet, Robert Browning: "'A man's reach must exceed his grasp or what's a heaven for?'"

Before putting capital into a division, a company must study its return on investment, points out Federman, who was financial vice president at MMI for 7½ years. He feels that if MMI's performance is high while another corporation's bipolar memory division does less well, then the actual differences in capitalization would be less than a comparison of corporate-to-corporate assets would imply. MMI's size "imposes a requirement for us to be better than the competition, even though we are smaller overall," Federman concludes. □





## You may not know how expensive a pushbutton really is until months after it's paid for.

The true measure of a pushbutton's cost isn't so much what you pay. It's how many times you pay it.

If you spend less in the first place, you could end up with a higher price tag from what you spend over and over in repair costs and downtime.

That's why it's

**New full-guarded pushbuttons.** worth it to specify the MICRO SWITCH Advanced Manual Line (AML) of pushbuttons, rockers, paddles and indicators. It's the most complete line of manual controls ever offered, designed to save you money from start to finish.

AML is easy to wire, thanks to single-level termination, simple snap-in PC board mounting and sub-panel mounting that uses individual, strip or matrix hardware (see inset). The result is low installed cost.

And of course, you get traditional MICRO SWITCH reliability and long life. Which means money savings over the long haul.


No matter how many words you use to describe the broad AML lineup, it all comes

down to just two: cost effectiveness. For a panel that's pleasing to the eye as well as the budget.

If you'd like a personal demonstration just call 815/235-6600.


MICRO SWITCH is also ready to provide you with field engineers for application assistance and a network of authorized distributors for local availability.

AML. It's the closest a line of push-buttons can come to paying for itself.



**MICRO SWITCH**  
FREEPORT ILLINOIS 61032  
 A DIVISION OF HONEYWELL

Circle 17 for Data





# Sixth Sense for 8086 Users.

## Intel delivers ICE-86™ emulator, the designer's direct diagnostic connection to 8086 system development.

Intel's new 8086 sets the standard for 16-bit microcomputers. It delivers the Architecture of the Future today, high-level languages for programming and the Intellec® development system for unsurpassed support.

Now that support moves even further out in front. Introducing the ICE-86 module. Experienced micro-computer designers have learned that having a development system with in-circuit emulation — ICE — is like having a vital sixth sense. Only ICE emulation provides designers with the real insight in actual system operation absolutely necessary for cost effective, efficient product development. Now Intel delivers that sixth sense for 8086 users.

### ICE-86™ puts the future in your hands

The 8086's early availability provides the opportunity to get your new products to market a year or more ahead of your competitors who wait for follow-on 16-bit microprocessors. Only Intel delivers the future today.

The Intellec development system with in-circuit emulation enables you to seize that opportunity. You can actually begin software development and debugging in an 8086 environment before any prototype hardware exists. Or you can use the ICE-86 module to begin simultaneous hardware and software development and integration while your system is little more than an 8086 cpu and system clock.

The ICE-86 cable plugs into your system cpu socket to provide emulation of system operation, up to the full megabyte of memory the 8086 can address.

### Communicate in English, or symbolic references.

The ICE-86 emulator is actually a complex breakpoint and logic trace system supporting the most advanced symbolic debugging techniques. English-like statements or symbolic references entered at the Intellec keyboard eliminate the need to search memory maps, keep track of address changes or get bogged down in the details of system operation.

And the ICE-86 emulator's powerful logic analysis capability helps find the cause and correct the problem when bugs do appear.

### PL/M-86 for the Architecture of the Future.

The most powerful microcomputer ever deserves the most powerful microcomputer programming language. That's PL/M-86, an extension of the world's most widely used development language.

PL/M-86 is an ideal example of the block-structured languages the 8086's futuristic architecture can support. It gives you 32-bit floating point arithmetic and 16-bit signed integer arithmetic. And it takes full advantage of the program-compacting features of the 8086, such as hardware multiply and divide and byte-string operations.

PL/M-86 is best for fast composition of large and complex programs. For those who prefer the efficiency of assembly language, there's ASM-86. And CONV-86 converts 8080/8085 code to the 8086.

The future is even brighter. Planned expansion of the Intellec system promises programming in Pascal and FORTRAN and the added flexibility of a macro assembler. It's true today and will be true long into the future—the 8086 is the best supported 16-bit microcomputer you can buy.

### Modular programming is here.

The Intellec system gives you the flexibility of modular programming. You can develop routines in small, manageable modules, choosing the best language for each. Then using the Intellec system's powerful relocation and linkage capabilities, you can merge modules using symbolic references.

We optimized Intellec hardware for 8086 development, providing a dual diskette, expandable to four drives and 2.5 megabytes of memory. And we'll be expanding the Intellec system with a 7-megabyte hard disk, enough memory to extend the 8086's capabilities into the realm of large mainframe computers.

### A manual for your success.

We've compiled an in-depth Success Manual for 8086 Users, detailing the Intellec Micro-computer Development System, ICE-86 and the full software package for 8086 program development. For your copy, contact your local Intel sales office. Or write: Intel Corporation, Literature Dept., 3065 Bowers Avenue, Santa Clara, CA 95051.




intel delivers.

Circle #19 for information

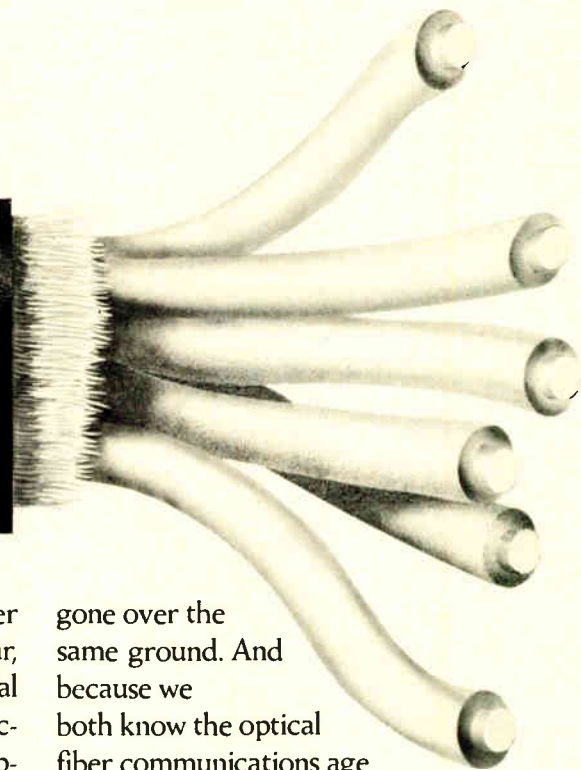
"See us at NCC June 4-7, New York City. Booth #1420."

World Radio History

A photograph of Dr. Charles Kao, an Asian man in a dark suit and green tie, smiling and holding a glowing pink optical fiber. The fiber starts as a thin line in his hand and expands into a large, bright, glowing sphere at the bottom right. The background is split: white on the left and black on the right.

*In 1964, Dr. Charles Kao of ITT  
was the first to see  
the communications potential  
of optical fiber.*

*Today, ITT is the first  
to be able to offer you  
total optical fiber communications  
systems capability.*



Many commercial ITT designed and installed fiber optic systems ranging to 45 Mb/s are already in use. All are delivering the interference-free communications expected. Additional systems are currently in production.

A unique record. A record only made possible by our early recognition of the potential of fiber optics, and the willingness to concentrate the scientific, technical, and production resources required to turn feasibility into practical reality.

Today, the Electro-Optical Products Division of ITT can offer design and application engineers either complete systems or any components their work requires.

• Optical fiber cable. • Light source and detector packages. • Electro-

optical transmitter and receiver modules (digital or analog). • Star, tee, directional and bidirectional couplers. • Connectors. • Connector and splice installation equipment. All provide interference-free information handling capacity not achievable in conventional wire systems. All are compatible. All are field proven.

If you envision use of fiber optics in your computer system, telecommunications, industrial applications, or for any other purpose, write us on your letterhead. Because we may already have

gone over the same ground. And because we both know the optical fiber communications age has begun.

Imagine what we can do together.

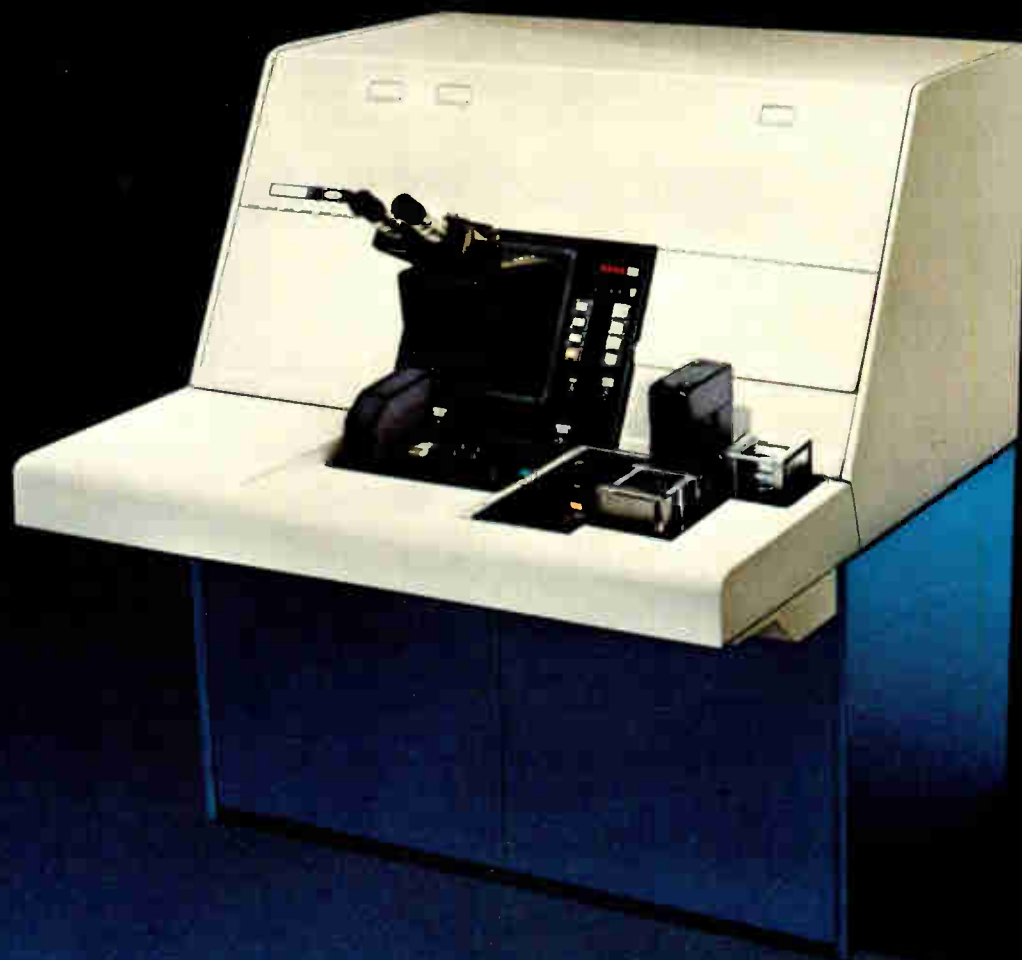
**ELECTRO-OPTICAL PRODUCTS DIVISION**

7635 Plantation Road, Roanoke, VA 24019

**ITT**



# PROJECTION MASK ALIGNER



# Introducing the Micralign<sup>®</sup> 200 Series. Higher throughput than step-and-repeat at a much lower price.

Perkin-Elmer designed the new Micralign Model 200 to be the most cost-effective projection mask aligner available. In performance, it achieves 2-micron geometries or better in production, distortion/magnification tolerance of 0.25 micron, and 4 percent uniformity of illumination. Options available include automatic wafer loading and automatic alignment. Soon to be available: deep UV optical coatings for still smaller geometries.

Compared to the leading step-and-repeat aligner, the Micralign Model 200 delivers outstanding performance for not much more than half the cost. It takes about a quarter of the floor space. It provides consistently higher throughput regardless of die size.

The Model 200's remarkable performance is the result of a number of major innovations.

#### **Improved optical design and fabrication**

We improved the optical design to provide increased resolution

and depth of focus. Optical manufacturing tolerances are five times tighter to ensure precise overlay from aligner to aligner.

#### **Near-zero vibration**

We minimized vibration. We constructed the Model 200 with two frames—one inside the other. The inner frame, which carries the projection optics and carriage drive, is completely isolated from the outer frame.

We incorporated a superb linear motor carriage drive with air bearing slide. This drive does more than eliminate vibration. With the air bearing feature there's no contact and no wear. And no limit to carriage drive durability.

#### **Built-in environmental control**

We provided the Model 200 with a built-in environmental chamber. External air, supplied by you or from our optional air conditioning system, is blown through a HEPA filter and heating elements built into the Model 200 top cover. A positive-pressure, class 100 environment is carefully controlled to better than 1°F.

We included a separate thermal control for the mask, to compensate for mask run-out.

#### **No mask contamination**

We designed a sealed mask carrier for the Model 200. You put the mask in the special carrier right in the mask department. Seal it. When you load the sealed carrier in the Model 200, the cover plates are automatically removed. After use, the cover plates are automatically replaced.

#### **Proven production capabilities**

Perkin-Elmer, the leader in projection mask alignment systems, offers six years of proven production capability, with an excellent training and service record.

#### **Get all the facts**

These are just a few of the features that make the Micralign Model 200 Series a completely new concept in projection mask aligners. Get more details on how these and other improvements in design can translate into improvements in your production. For literature, write Perkin-Elmer Corporation, Electro-Optical Division, 50 Danbury Road, Wilton, CT 06897. Or phone (203) 762-6057.

**PERKIN-ELMER**

Circle 23 on reader service card

## Another variation on a theme

It's becoming an old story: the low prices and high quality of Japanese goods versus indecisiveness and divisiveness in the U. S. Add to this a Government policy—or nonpolicy—that seems to be based firmly on whichever way the wind is blowing, and the denouement seems inevitable: U. S. companies taking their technologies to new markets, or else quitting the competition.

A case in point is the experience of companies that manufacture components for television sets. A steady increase in sales of high-quality parts at highly competitive prices from Japan—and Taiwan—is causing consternation and reappraisal among the few American suppliers left in the business. Should they go offshore? Should they drop out of the entertainment end of the business altogether

## Hey, where is everybody?

The technology and marketing strategy underlying the growing Japanese strength in electronics has taken two paths. One is the high-technology road of innovation, followed by exploitation of the native industry's ability to churn out a product and sell it to the world. The other is the ploy of recognizing in a new development the answer to a design problem and creating a need for an end product. The best example of the latter method is the transistor and the decision to use the then-new device in small, inexpensive radios that at one point seemed to be at the ear of every teenager in the world.

Now we may be watching another example of the transistor syndrome. The device in this case is a bit more sophisticated: the diffusion self-aligned metal oxide semiconductor, or DSA MOS. Japanese proponents of the technique praise it as the gateway to MOS devices with

and marshal their forces for an attack on other sectors? Or should they just hang on, hoping either for eventual help from the Government or that the quality of the Japanese parts will fall off now that the manufacturers are establishing plants in the U. S.? (There are people, though, in the components industry who insist that Japanese parts never were markedly better than the made-in-U. S. A. versions.)

The quandary of the Americans is whether to work with an apparently unreceptive Government and a divided industry toward some sort of cohesive policy, while watching the market share erode steadily, or to absorb the losses and turn to more lucrative outlets. From the way things are going, it would appear that the latter is the only choice left.

channel lengths that can run as short as 1 micrometer using the lithography of longer channels.

The rub is that the technology of DSA MOS is not new; nor is it unknown to American semiconductor firms (see p. 87). A paper on an identical technique was published some 12 years ago. A form of DSA exists today in V-groove MOS.

This could be a major opportunity for American semiconductor companies to outdo their Japanese rivals, four of which are doing DSA work. On the other hand, the Japanese enthusiasm for the technology may be misplaced; after all, many scientists have had occasion to go ahead with it but have decided not to. But it would be a good idea for all concerned to take at least another hard look at diffusion self-aligned MOS in the light of the growing excitement across the Pacific.



# OHIO SCIENTIFIC DOES IT AGAIN

Ohio Scientific has taken its standard C3 computer and married it to the new Shugart 29 Megabyte Winchester Drive. The result is the C3-C. This new microcomputer now fills the vacuum that existed for computer users who need more mass storage capability than floppies can offer — yet until now, could not justify the additional cost of a larger capacity hard disk computer such as our C3-B 74 Megabyte disk system.

## Winchester Technology

Winchester hard disk drives offer small business and professional computer users the logical solution to mass storage problems that are beyond the capability of floppy disks. In addition, Winchester disks feature a track seek-time that is much better than floppies and because they spin at eight times the rate of floppies, Winchester have a shorter latency. Both of these points reflect one remarkable speed advantage Winchester disks have over floppies.

## Coupled to the C3 Computer

Ohio Scientific's award winning C3 computer is a classic. It is the only computer series that utilizes the three most popular microprocessors — 6502A, 68B00 and Z-80. This tremendous processor versatility enables one to utilize a seemingly endless selection of quality programs available from Ohio Scientific's software library as well as from many independent suppliers.

## And Advanced Software

For instance, there are single user, multi-user and network operating systems. A complete turnkey small business package, OS-AMCAP provides accounts receivable, accounts payable, disbursements, cash receipts, general ledger etc. OS-CP/M offers a complete FORTRAN and COBOL package. And there is WP-2, a complete word processing system. For information management, OS-DMS, features an advanced file handling system and program library that simplifies information storage and recall and routinely performs tasks which usually require special programming on other systems.

## Yields the Microcomputer of the Future

With an eye toward the future, the C3-C, like all other C3's was designed with provisions for future generation 16 bit microprocessors via plug-in options. There are ten open slots for lots of I/O and multi-user operation. Truly, the Ohio Scientific C3-C is a computer with a future.

## The new C3-C computer with 29 Megabyte Winchester Hard Disk.



**S9340 with 48K static RAM and OS-65U operating system**

600K byte Dual 8" floppys

Easy to configure and service. Rack slide mounting on all subassemblies. 10 open slots for expansion.

Shugart SA-4008 29 Megabyte Winchester Disk (23 Megabytes of formatted user space under OS-65U).

**OHIO SCIENTIFIC**  
1333 S. CHILLICOTHE RD., AURORA, OHIO 44202 (216) 562-3101

OEM pricing available

## Meetings

**1979 International Summer Consumer Electronics Show**, Electronic Industries Association, McCormick Place, Chicago, June 3-6.

**NCC '79—1979 National Computer Conference**, IEEE, American Federation of Information Processing Societies, *et al.*, New York Hilton and Americana Hotels, New York, June 4-7.

**Automated Testing for Electronics Manufacturing**, Benwill Publishing Corp. (Boston), Radisson Ferncroft Hotel, Danvers, Mass., June 4-7.

**ICC '79—International Conference on Communications**, IEEE, Sheraton Boston Hotel, Boston, Mass., June 10-14.

**Symposium on Applications of Ferroelectrics**, IEEE, Sheraton-Ritz Hotel, Minneapolis, June 13-15.

**Joint Automatic Control Conference**, IEEE and American Institute of Chemical Engineers, University of Washington, Seattle, June 16-21.

**International Symposium of the IEEE Antennas and Propagation Society**, IEEE, University of Washington, Seattle, June 18-22.

**PC '79—International Printed Circuits Conference**, Circuits Manufacturing Magazine (Boston) *et al.*, Statler Hilton Hotel, New York, June 19-21.

**Power Electronics Specialists Conference**, IEEE, Bahia Hotel, San Diego, Calif., June 19-21.

**33rd Annual Convention of the Armed Forces Communications and Electronics Association**, Afcea (Falls Church, Va.), Sheraton Park Hotel, Washington, D.C., June 19-21.

**Ninth Annual International Conference on Fault-Tolerant Computing**, IEEE, Concourse Hotel, Madison, Wis., June 20-22.

**Computers in Communications Conference**, American Institute of Aero-

nautics and Astronautics (Los Angeles), International Inn, Washington, D. C., May 31-June 1. Program will be repeated at the Hyatt L. A. International Hotel, Los Angeles, June 25-26.

**37th Annual Device Research Conference**, IEEE, at the University of Colorado, Boulder, Colo., June 25-27.

**16th Design Automation Conference**, IEEE, Town and Country Hotel, San Diego, Calif., June 25-27.

**Syntopican VII**, International Word Processing Association (Willow Grove, Pa.), Palmer House, Chicago, June 26-28.

**Second Joint Intermag—Magnetism and Magnetic Materials Conference**, IEEE and American Institute of Physics, Statler Hilton Hotel, New York, July 17-20.

**Video and Data Recording Conference**, IEEE *et al.*, University of Birmingham, Birmingham, England, July 17-20.

**IECEC—Intersociety Energy Conversion Engineering Conference**, IEEE, Sheraton Boston Hotel, Boston, Aug. 5-10.

**Pattern Recognition and Image Processing Conference**, IEEE, Hyatt Regency O'Hare Hotel, Chicago, Aug. 6-8.

**Conference on Simulation, Measurement and Modeling of Computer Systems**, National Bureau of Standards *et al.*, University of Colorado, Boulder, Colo., Aug. 13-15.

**International Conference on Parallel Processing**, IEEE, Shanty Creek Lodge, Bellaire, Mich., Aug. 21-24.

**Comcon Fall '79—18th IEEE Computer Society International Conference**, IEEE, Capital Hilton Hotel, Washington, D. C., Sept. 4-7.

**Second International Fiber Optics and Communications Exposition**, In-

formation Gatekeepers Inc. (Brookline, Mass.), Hyatt Regency O'Hare Hotel, Chicago, Sept. 5-7.

**25th Annual Holm Conference on Electrical Contacts**, Illinois Institute of Technology (Chicago), Palmer House, Chicago, Sept. 10-12.

**Dielectric Materials, Measurement and Applications Conference**, Institution of Electrical Engineers (London), University of Aston, Birmingham, England, Sept. 10-13.

**Optical Communication Conference**, IEEE, RAI Conference Building, Amsterdam, Sept. 17-19.

**Ninth European Microwave Conference**, Institution of Electrical Engineers, (London), The Brighton Centre, Brighton, England, Sept. 17-21.

**International Symposium on Electromagnetic Compatibility**, IEEE, Town & Country Hotel, San Diego, Calif., Oct. 9-11.

### Short courses

**New Developments in Facsimile Systems**, Institute for Graphic Communication Inc. (Boston), Andover Inn, Andover, Mass., June 26-28.

**First Brazilian Workshop on Microelectronics**, Universidade Estadual de Campinas (Campinas, Sao Paulo), to be held at the university's Laboratorio de Electronica e Dispositivos, July 2-20. For information, contact Prof. C. I. Z. Mammana, LED/FEC Unicamp, Caixa Postal 6061, 13100 Campinas, SP, Brazil. In the U. S., contact, Prof. J. E. Greene, Department of Metallurgy, University of Illinois, Urbana, Ill. 61801.


**Reliability Engineering Seminar**, UCLA Extension, University of California at Los Angeles, Los Angeles, July 23-27.

**Gallium Arsenide Integrated Circuit Symposium**, IEEE, Sahara Tahoe Hotel, Lake Tahoe, Nev., Sept. 28-29.



# MOSTEK 3870

## Three of them together make flying a breeze.

 "Our OC-1401 navigation computer uses three Mostek 3870s to distribute the complex processing tasks. While one controls the keyboard and display, all three operate independently, calling on each other to perform the mathematical functions and sub-routines necessary for computing in-flight navigational data." *Bruce Trump, Project Engineer, and Rod Brahman, Software Engineer, Heath Company.*




**Toledo Scale:** "We use Mostek's 3870 three ways: (1) to perform all the logic functions associated with A/D conversion; (2) to provide selectable operating features using multiple program switches; (3) to generate bit serial output in ASCII format." *Roger Williams, Engineering Manager for Electronic Products.*

**Tokheim:** "Using the 3870's 2K ROM memory, we incorporated two separate software programs. Now we can use the 3870 in a control console or individual gasoline pumps, depending on mechanical connections." *Earl Langston, Project Manager.*

There are hundreds of applications using Mostek's 3870 single-chip micro-computer. Get information for your design by contacting Mostek, 1215 West Crosby Road, Carrollton, Texas 75006; phone (214) 242-0444. In Europe, contact Mostek Brussels; phone (32) 02/660.25.68.

**MOSTEK®**





# 1744A STORAGE OS HEWLETT

ORE

RASE

ENCE  
OR

VIEW  
TIME

ERASE  
(PUSH)

MAX

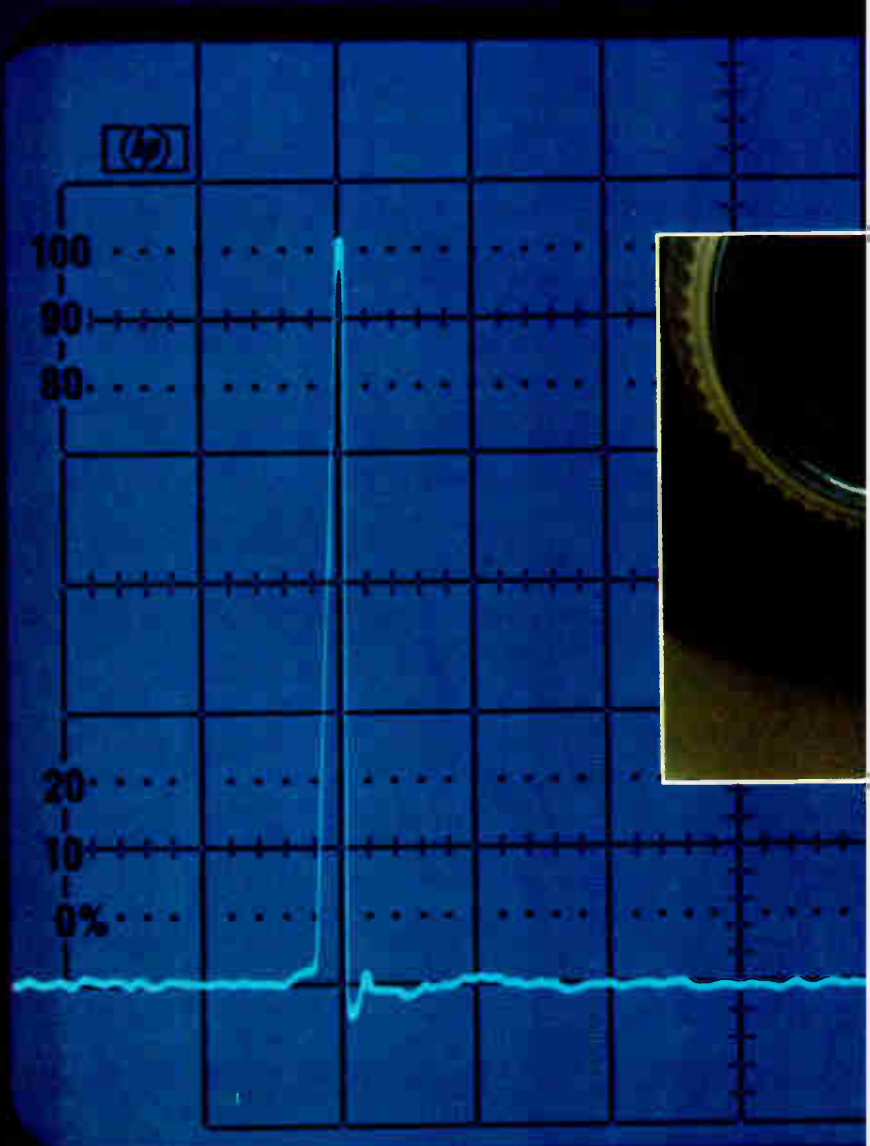
ESS

MAX

E

E

Y



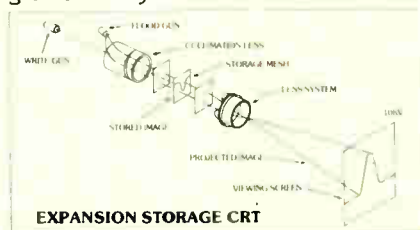
Storage trace as seen using a viewing hood.



# For a 100 MHz storage scope that can capture its bandwidth and display glitches this sharply...

## HP's new 1744A is the Answer.

The key to this storage scope's superior performance is HP's advanced CRT design. It's called Expansion Storage. And this faster-writing technique lets you capture single-shot and low-rep-rate events over a larger display area with greater clarity.



**Take a good, hard look.** Any input signal within bandwidth specification will be displayed cleanly by the 1744A, even at the maximum writing speed of 1800 cm/ $\mu$ sec when using a viewing hood. That provides the sharpness you need for detailed evaluation of hard-to-catch waveforms. Our Auto Erase/Auto Store modes simplify your pursuit of these elusive signals. Auto Erase provides hands-off operation while Auto Store prepares the scope to snare the troublemaker the instant it occurs. Both are powerful tools for capturing the spurious spikes that disrupt your logic circuitry.

**Catch that glitch.** Expansion Storage technology combines a small storage mesh (about the size of a postage stamp)

and an expansion lens system. This exclusive arrangement permits a writing speed of 1800 cm/ $\mu$ sec and a fine spot size, which lets the 1744A write faster and further than any other 100 MHz storage scope. That gives you full-scan glitch capture capability over a broad range of sweep speeds and repetition rates.

**A new view.** Three channels are better than two. And with the 1744A you have pushbutton selection of a third-channel trigger view. Now you can view timing relationships between the trigger signal and the two vertical channels simultaneously.

Rounding out the 1744A's capabilities are these convenient measurement features: **Easy-IC Probes** to improve closely spaced probe connections and eliminate shorting hazards; a selectable input impedance (1 megohm/50 ohm) for general purpose probing or 50 ohm matching; and measurement sensitivity as low as 1 mv/div to 30 MHz on both channels without cascading. Priced at \$5250\*, the 1744A furnishes the state-of-the-art technology and performance needed today in digital design and troubleshooting applications.

Call your local HP field engineer for further details. And for a lower cost, high quality storage scope where an extremely fast writing speed isn't required,

ask him about HP's 1741A 100 MHz storage scope.

\* Domestic U.S.A. price only



HEWLETT **hp** PACKARD

1507 Page Mill Road, Palo Alto, California 94304

For assistance call: Washington (301) 948-6370, Chicago (312) 255-9800, Atlanta (404) 955-1500, Los Angeles (213) 877-1282

Circle 29 on reader service card

# ZILOG gives you across the board coverage.

**Zilog's famous Z80 powers a growing family of over a dozen boards designed to give you dramatic savings in time and money.**

**Need a modest memory?** Pick the Z80-MCB, microcomputer board with 4K or 16K bytes of RAM; sockets for another 4K bytes of PROM.

Two eight-bit parallel I/O ports let you drive digital display, plotters and printers. On-board is a serial port with an RS-232 or 20 ma. current loop for interfacing with modems, other computers or CRT's, plus baud rate

clock and three user-programmable counter/timer channels.

If 16K is all you need, the Z80-MCB can easily eliminate the need for a second, separate, memory board.

**Immodest memories too.** The Z80-RMB, RAM memory board, lets you go from 16K to 64K bytes with automatically refreshed, dynamic memory. Add up to 8K bytes of PROM memory.

Need more PROM? The Z80-PMB, PROM memory board, lets you add up to 32K bytes.

**Input/Output and then some.** The Z80-IOB, a parallel I/O board offers you 64 programmable I/O lines and 16 handshake lines.

For your serial interface needs, there's the Z80-SIB. It gives you four independent, full duplex channels that can operate in either asynchronous or synchronous modes, as well as programmable baud rates independent of the system clock.


**Analog flexibility.** Two powerful analog boards, the Z80-AIO, and the

Z80-AIB, permit up to 16 differential input channels (or 32 single-ended) with 12 bit resolution, 35  $\mu$ sec conversion times. The Z80-AIO adds two D to A channels to this configuration.

**The choices go on and on:** There's a drawer full of options to help complete your system: the Z80-MDC, a combined memory and disk controller; the Z80-VDB, a video display board; the Z80-PPB, a powerful PROM programmer board; the Z80-PPB/16, a 16K PROM programmer board; and new boards keep coming.

**Put the finishing touches on sooner.** Zilog's SCE-4 enclosure saves design and engineering time by combining power supply, fan and controls in one, handsome, efficient, off-the-shelf unit. Four card slots allow for expansion. No need to spend valuable hours re-inventing the wheel!

Zilog can also supply you with matching card cages, a wire wrap prototyping board, an extender board, connectors and cables.







**Proven.** Used around the world in Zilog's phenomenally successful microcomputer systems, these boards have proven themselves again and again.

**You are not alone.** Zilog gives you practical support. At your fingertips are: Zilog's powerful development systems with text editor, relocatable assembler, linker and a powerful RIO operating system—plus in-circuit emulation. Backing them up is Zilog's powerful PLZ family of programming languages that lets you work interchangeably with high-level and assembly language commands.

**Best of all, available now.** Zilog's across the board coverage is at your distributors today. It's what you'd expect from the company that's pledged to stay a generation ahead in microcomputers.

10460 Bubb Road, Cupertino, California 95014  
 (408) 446-4666 • TWX910-338-7621  
 EASTERN REGION: (617) 667-2179  
 MIDWESTERN REGION: (312) 885-8080  
 SO. WESTERN REGION: (714) 549-2891  
 NO. WESTERN REGION: (408) 446-4666  
 EUROPE (ENGLAND): (0628) 36131/2/3  
 WEST GERMANY, GMBH: (8106) 4035  
 JAPAN: 03-476-3010

An affiliate of  
**EXXON** ENTERPRISES INC.

**We want you to know more  
 about microcomputer boards.**

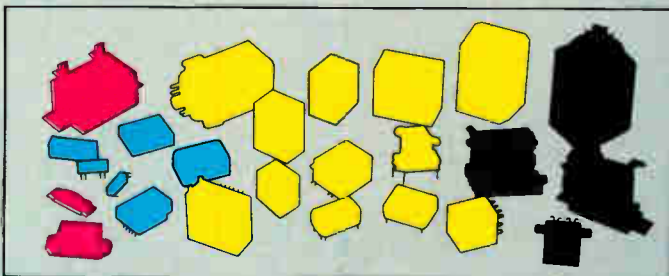


Circle 31 on reader service card





# Which of these Sigma relays is right for your application?



- Solid State/Hybrid/Opto-couplers
- Reed
- General Purpose
- Sensitive

If you're switching 10 amps or less, chances are Sigma has just the relay you need.

For example, our space saving reed relays handle loads from dry circuit to 0.5 amps and have a life expectancy of 10 million operations.

If you need the compactness of a reed relay, but have to switch up to 2 amps, then your best bet is our Series 60 low profile relay.

For multi-pole switching of dry circuit to 10 amp loads, we offer a variety of general purpose relays with some outstanding features. The new sensitive versions of our Series 70 pick-up with as little as 10 milliwatts coil power and can be

operated directly from TTL logic. If size is critical to you, our Series 76 is one of the most compact 10 amp relays available.

For truly superior performance, Sigma's sensitive relays are in a class by themselves. Responding to signals as low as one milliwatt, these relays maintain their precise trip points through millions of operations.

When it comes to long life, there is nothing better than our low cost solid state relays. Our Series 226 sells for under \$4 and can switch 1.5 amps with its integral heat sink and up to 7 amps with an external heat sink. We also offer reed triggered SSRs and inexpensive opto-couplers.

To find out more about our complete line of relays, contact your local distributor or Sigma for our new 32-page stock relay catalog. Sigma Instruments, Inc., 170 Pearl Street, Braintree, MA 02184. Telephone: (617) 843-5000. In Canada, Sigma Instruments (Canada) Ltd., 55 Six Point Road, Toronto, Ontario M8Z 2X3.

**SIGMA**  
INSTRUMENTS INC

Circle 32 on reader service card

**'Glitchless'  
d-a converter is  
faster, smaller**

Expect early introduction of a new 12-bit "glitchless" digital-to-analog converter by Hybrid Systems Inc. of Bedford, Mass. Designed for display applications, the DAC-394 claims several advantages over its competition: gray-code output on the most significant digits for smooth, transient-free state-to-state transitions; freedom from the usual three or four adjustments of competing converters—and their drift; and up to 21 mA of output for shorter settling times than sample-and-hold, voltage-output converters (competing voltage-output devices typically settle in hundreds of nanoseconds, whereas the 394 typically takes 50 ns). **The unit is so fast that it will generate display data from computer input at an update rate of 20 MHz** while yielding full 4,096-line resolution.

**TI home computer  
may appear  
at consumer show**

Don't be surprised if Texas Instruments Inc. of Dallas introduces at least one version of its long-awaited personal computer in time for the Summer Consumer Electronics Show in Chicago next month. Incorporating TI technologies including **speech synthesis and software packaged in plug-in read-only-memory modules**, the machine is expected to have a color video monitor, which could boost the price by \$400 to around \$1,000.

**RCA to price  
home computer  
at under \$400**

Anticipating a burgeoning market and price war in home computers, RCA Corp. will introduce its second-generation personal computer, VIP-II, at next month's Chicago show. VIP-II will sell for less than \$400 and contains an RCA 1802 microprocessor, 8 kilobits of random-access memory, 12 kilobits of read-only memory for the unit's operating system and floating-point Basic language, and side-by-side ASCII and hexadecimal keyboards. **The unit has color and sound capability**, but requires an FCC-approved modulator for interface to a monitor or color TV set. VIP-II will be made and marketed by RCA's Electro-Optics division in Lancaster, Pa.

**Intel to have  
1-K-by-4-bit version  
of fast 2147**

Just as Intel Corp.'s competitors begin to catch up with their versions of the industry-standard 2147 high-speed 4-K-by-1-bit static random-access memory, **the Santa Clara, Calif., company is about to spring a new attack on the bipolar memory market** with a 1-K-by-4-bit companion part. Called the 2148, the fully static device, which matches the standard 2147's access times (as short as 55 ns), is designed for control store and cache memories in mainframes and minicomputers as well as 4-bit-slice microprocessors.

**Fast 64-bit  
array processor  
bows in Boston**

What's billed as the largest commercial array processor, a 64-bit device, has been announced by CSP Inc., Burlington, Mass. **The largest commercial array processors until now were 32-bit machines.** The new MAP-6400 uses the large-machine standard IBM 64-bit format, which, with its 56-bit mantissa, allows arithmetic with accuracy to 16 decimal digits.

**Battlefield stand-off  
missile technology  
being developed**

Phase 2 of the Air Force's millimeter-wave radar seeker development program is due for completion by September. The program could lead to a new generation of **antiarmor missiles suited to the bad weather of the European theater**, where infrared seekers often fail. Millimeter waves can penetrate precipitation and offer high resolution, a must for reducing clutter. The \$10 million program could also lead to "autonomous" missiles, which would continually search for targets and fire themselves.

## Electronics newsletter

---

### Univac to show new members of 1100 family

Fighting technology with technology, Sperry Rand Corp.'s Univac division will introduce new members of its 1100 family of 36-bit mainframe computers at the National Computer Conference in New York on June 4. Motorola 10800 emitter-coupled-logic bit-slice microprocessors are being used in pipelined multimicroprocessor architecture to make the low end of the Blue Bell, Pa., division's line **more competitive with Schottky-TTL-based IBM 4300 processors**. Univac is the last mainframer to respond to IBM's new generation of machines.

Also to be unveiled at the NCC will be Harris Corp.'s model 800. From the Fort Lauderdale, Fla., company's Computer Systems division, the new computer is based on a 48-bit central processing unit that is said to operate at some 1.5 million instructions per second and support up to 128 interactive terminals in a multitasking environment. System prices are expected to start at \$300,000.

Meanwhile, although it won't be exhibiting at the NCC, Modular Computer Systems, also of Fort Lauderdale, Fla., **will unveil midrange additions to its Classic line of minicomputers during the first week in June**. The new units will fit between the entry-level 7810 single-board computer that starts at \$3,250, and the top-of-the-line model 7870 that can have up to 2 megabytes of memory and sells typically for \$96,450.

### Apple II Plus to bow at NCC for small business

Feeling that the hobbyist computer market is saturated, Apple Computers Inc. is moving into the small-business computer market with the Apple II Plus machine to be introduced at the NCC. A modified Apple II, the II Plus incorporates an **on-board read-only-memory card containing Basic programming language in firmware and an automatic start-up mode** for whatever program is on floppy disk.

### Addenda

Wang Laboratories Inc. of Lowell, Mass., is expected to introduce an enhanced version of its VS (for virtual storage) machine at next month's NCC. It should compete favorably with IBM's Series 4300. **An integrated word-processing/data-processing system is also said to be in the works**, and Wang's OIS (for office information systems) line should be rounded out at both the top and bottom. . . . Cray Research Inc. of Chippewa Falls, Wis., **will soon be making its own semiconductors because of shortages of supplier parts**, Cray officials say. Up to half of the company's requirements would be met by an in-house production facility. Those needs will be increased by a projected Cray model 2 system (see p. 120). . . . To soften an average 1.5% price increase for its 1980 TV sets, RCA Corp. has added three technical improvements to the 19-in. and 25-in. models. The 19-in. Auto Programmer set features a keyboard, microprocessor, and memory that lets the user preselect seven days of programming. **Also new are the use of charge-coupled devices, to increase picture resolution** from 260 lines to 330 lines, and an audio-processing circuit, which simulates stereo by frequency separation of the sounds sent to the set's two speakers. . . . The first major product from Intel Corp.'s Commercial Systems division in Phoenix will bow at the NCC. **An all-semiconductor replacement for fixed-head disk drives**, the FAST 3805 has a capacity of 72 megabytes. . . . Bubble-tec Inc. of San Ramon, Calif., has produced the first bubble-memory add-ons for the LSI-11. Using four 92-kilobit Texas Instruments Inc. bubble devices per board, **the \$950 boards look just like fast floppy disks**. Another module controls up to 16 boards.



---

# 32 K ROMS. 3 WEEK DELIVERY.

---

That's right. The Electronic Arrays EA 8332, fully static 4096 x 8 MOS ROM, is available in prototype quantities within three weeks of your bit pattern approval.

User options include selection of either proposed JEDEC pin configuration and a 450 or 350 nsec access time.

Extra circuit interfacing and buffering is eliminated with the EA 8332. All inputs are TTL compatible, and the three-state outputs can drive two standard TTL loads each.

So contact EA today for 32K ROMS in three weeks.  
It's as simple as that.

Electronic Arrays, 550 East Middlefield Road,  
Mountain View, CA 94043. (415) 964-4321.

---

## ELECTRONIC ARRAYS.

---

---

## MEMORIES.

---



**Don't go to a half-  
Custom MOS/LSI's.**

# way house for

Nobody does the whole job better than National.

Most companies offering Custom MOS/LSI offer only a design solution on paper. Or they will give you the design and some production. Then you have to shop someplace else so you can get the job finished.

Our design engineers and manufacturing people know exactly how to go about solving Custom MOS/LSI problems from concept through product delivery. They can draw from a broad spectrum of engineering talent, and then turn to any or all of four plants for manufacturing muscle.

Six years in the Custom MOS/LSI business have enabled us to devise the best formula for minimizing system cost, maximizing reliability and enhancing product exclusivity.

So if you're considering condensing your MSI or SSI's into a more economical MOS/LSI, why not go to the place best equipped to handle your project. And all under one roof.

National Semiconductor.

We'll go the whole distance with you.

National Semiconductor  
2900 Semiconductor Drive  
Santa Clara, CA 95051

Gentlemen: I don't want to go half way on this project.  
Please let me know more about your MOS/LSI program.

Name \_\_\_\_\_ Title \_\_\_\_\_

Company \_\_\_\_\_

Address \_\_\_\_\_

City \_\_\_\_\_ State \_\_\_\_\_ Zip \_\_\_\_\_

E 5/24/79 9-15

 **National Semiconductor**



# Why Systron-Donner is No. 1 in time code equipment the world over.

## S-D's Time Code Capability

Remote Readout  
Model 8781

Compact Time  
Code Reader  
Model 8730

Compact Time Code  
Generator Model 8720

Airborn unit  
Model 8526

- Time code generation and reading, IRIG, XR3, NASA formats, and others.
- Automatic tape search using your transport. (We're compatible with all analog tape transports.)
- Computer-controlled tape search.
- MIL-Spec units for ship, airplane, trucks, subs—anywhere.
- Compact, space-saving generators, readers, and remote indicators (our 8700 series).

Quality. Ability to meet specs. Ability to tailor equipment to your specific needs. the most complete line. Years of experience. That sums up why Systron-Donner is the No. 1 source for time code instrumentation throughout the world.

There's more. Ask our Scientific Devices office for our latest literature. For a free copy of our authoritative handbook entitled "Timing Reference Handbook," contact: Systron-Donner, 10 Systron Drive, Concord, CA 94518. Phone (415) 676-5000.



Systems oriented Time Code Generator/Reader/Tape Search and Control Unit  
Model 8154

S-D: Leaders in quality time code  
instrumentation. And a lot more.



**SYSTRON DONNER**

PUT OUR PERFORMANCE TO THE TEST

Circle #38 for literature

Circle #39 for demonstration

## New glass promises narrower line widths in photolithography

by Jerry Lyman, Packaging & Production Editor

Near-zero-expansion substrates of high-silica glass permit deep UV projection of 1-micrometer line widths

With the emergence of 64-K random-access memories, projection lithography using ultraviolet light appeared to have reached the end of the line. The technique, which focuses a circuit mask on a resist-covered wafer of the same size, could not seemingly produce line widths narrower than the 3 to 4 micrometers of the 64-K units.

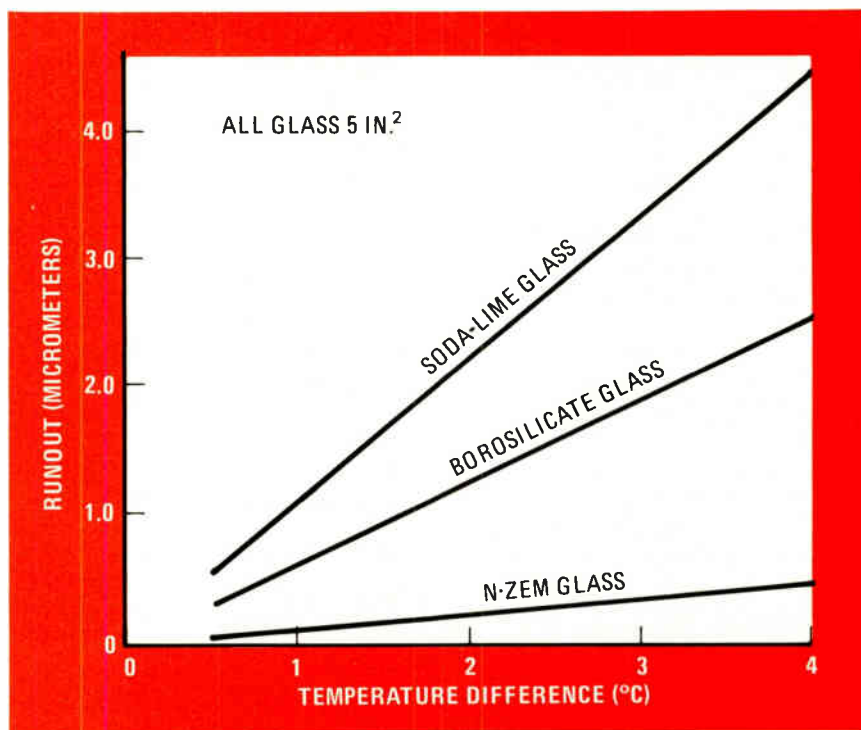
At Corning Glass Works in Corning, N. Y., however, projection lithography now has another lease on life, thanks to a new family of glass materials for the mask substrates of the chrome circuit patterns. The company is introducing the glasses this week at the Semicon/West conference of the Semiconductor Equipment and Materials Institute. Corning has three materials, each designed to transmit progressively shorter ultraviolet wavelengths and, hence, to produce progressively narrower line widths. According to Mark Slifkin, a sales and marketing supervisor in the Electronic Materials department, the glasses—known as near-zero-expansion materials, or N-ZEMs—could be used to produce line widths to between 1 and 1.5  $\mu\text{m}$ .

Such narrow lines have been obtained with projection lithography in the deep UV before—by Japan's Canon Inc., for instance—but only using a prohibitively costly (\$1,000) mask substrate made of fused quartz, whose low thermal coeffi-

cient and surface flatness made it ideal for finely detailed images [*Electronics*, April 26, 1979, p. 72].

**Better way.** Corning's new proprietary substrates are economical, considering other possibilities. The alternatives involve switching to completely different methods for exposing wafers—direct step-on-the-wafer or electron beam direct-writing systems. These methods are three to four times as expensive as projection lithographers (in the \$550,000 to \$1.5 million range) and have a much lower throughput.

Corning's N-254 N-ZEM material, a high-silica glass, is designed for deep UV applications. It, and Corning's N-365, have coefficients of thermal expansion of  $7.5 \times 10^{-7}$  length/length/ $^{\circ}\text{C}$ , about the same as that of the expensive fused quartz and about six times less than the borosilicate glass conventionally used. (Corning's numbers refer to the peak wavelengths in nanometers the material is designed to transmit.) Another important feature is that the materials' surfaces are extremely flat—to within 2  $\mu\text{m}$  within the



**Expansions.** Small temperature changes cause the glass used for making masks to run out, or expand, in its horizontal plane. A change of 4°C, which could be found in a semiconductor production facility, for example, causes runouts in a 5-in.<sup>2</sup> plate of 4.5  $\mu\text{m}$  for soda-lime glass, 2.3  $\mu\text{m}$  for borosilicate glass, and only 0.4  $\mu\text{m}$  for Corning's new N-ZEM glass. On a large wafer, a runout of 2  $\mu\text{m}$  or more may cause misalignment of a high percentage of lines.

mask quality area, Corning reports.

"In today's projection printers, even a small temperature differential from mask to mask can cause considerable runout [expansion in the horizontal plane of the material], which in turn causes layer-to-layer registration errors," Slifkin says. Surface flatness is equally important; curved surfaces distort the projected image. "With these new glasses, an engineer can keep thermal expansion and flatness under control," he continues. (See graphical comparison of the thermal characteristics of the new glass and of the two glasses currently in use—soda lime and borosilicate, which are shown on the previous page.)

Canon's deep UV projection aligner can work with the N-254 materials. And it is suitable for the deep UV aligner being readied by Perkin-Elmer Co., Norwalk, Conn. The material transmits more than 70% of the light at 254  $\mu\text{m}$  projected

through it. Its price, when prototype deliveries start in the third quarter of 1979, will be about one quarter to one third the present price of a fused quartz substrate, which makes this material an economical alternative.

The N-365 material is designed to replace conventional mask blanks used for 3- to 4-nm line widths. It is as flat as and has a lower thermal expansion coefficient than conventional borosilicate glass, and its light transmittance is about the same as this material. It will be more expensive, though, at \$150 per mask blank versus borosilicate's \$40, the developers point out.

Corning's third glass in the family, the N-185, must be rated for research and development. It is designed for 185 nm, the deepest UV of any of the materials, but there is no commercial light source that operates at this wavelength. It will be about half as expensive as fused quartz is at present.  $\square$

990/12 incorporates various new features—including an instruction set expanded from 72 to 140 instructions—which can be used for speed improvements at the expense of 990/10 compatibility. But the three-fold throughput improvement is obtained by running existing 990/10 software on the 990/12.

Though the company does expect to pick up some 990/12 box-level sales to original-equipment manufacturers, the new processor's development was targeted mainly as the engine to power new packaged commercial systems for sale to end users with large data-processing loads, Watson says. The new 990/12-based systems—dubbed the DS990 models 20 and 30—will use existing 990 peripherals, with maximum disk storage capacity extendable to 200 megabytes and 800 megabytes, respectively. Without cache, the 990/12 computer sells for \$19,598 with 256 kilobytes; with cache the price is \$22,948 in lots of 25. The model 20 is \$64,500, the model 30, \$77,400 for a single unit.

Like the 990/10, the 990/12 is mounted on two circuit boards, which will be housed in a new 17-slot chassis that can handle more power than the old 990/10 13-slot chassis. First demonstration of the new machine is set for the National Computer Conference next month, with initial box-level and system deliveries expected to begin in the fourth quarter.

**Faster logic.** The 990/12 uses TI's SN74S481, a general-purpose bit-slice machine implemented in Schottky TTL that is faster than the standard TTL SN74181 used in the 990/10. Also contributing to the basic 990/12 speed improvement is a large-scale integrated device custom-designed by TI's semiconductor group for interfacing the 990/12 with the computer's bus.

In addition to faster devices, architectural improvements contribute to the 990/12's increased speed. The 990/12 has a work-space cache consisting of 16 registers, for example, that in some cases eliminates the need for a memory cycle when an instruction is executed. That is in

---

## Computers

---

### TI adds faster 16-bit processor to triple throughput of previous mini

Texas Instruments Inc. continued its assault on the 16-bit minicomputer market last week when it introduced the 990/12 high-performance processor and two commercial systems built around it.

The 990/12 is a souped-up version of the 990/10, TI's previous top-of-the-line machine introduced in 1974. It uses faster TTL devices, a cache memory system, and other architectural improvements to triple the throughput of the 990/10, the Dallas company says. With pricing and performance characteristics expected to compete with the likes of the Eclipse S/250 from Data General and the PDP-11/60 from Digital Equipment Corp., the 990/12 and its associated systems are designed to fill out the top of TI's 990 family.

The move comes on the heels of new additions at the low end of the 990 family last February. It reinforces a growing recognition of TI as

a serious competitor in the minicomputer marketplace [*Electronics*, Aug. 31, 1978, p. 92]. Top TI officials have identified distributed computing as one of three corporate thrusts designed to carry the company to its \$10 billion sales goal by the late 1980s, and extensive software development efforts aimed at 990 family compatibility have done much lately to solidify TI's market presence. The company itself does not break out the figures, but according to estimates by Dataquest Inc., Cupertino, Calif., TI ranked fourth among minicomputer makers last year with total sales amounting to \$320 million, up 46.1% over 1977.

**Expanded set.** Software compatibility with the 990/10 was paramount among design considerations for the 990/12, points out W. Joe Watson, computer systems division manager at TI's digital systems group operation in Austin. The



contrast to the 990/10, which houses its general-purpose registers in memory and thus requires a full cycle to access one.

-Wesley R. Iversen


## Don't fix a board: throw it away

Increasingly, in the low end of the computer business, it looks as if dollars per bits are eclipsing nanoseconds as prime buying standards. In other words, as technology matures, economic factors call the shots more and more. Banking on this trend, and encouraged by a yearlong market study that confirms it, mini-maker Computer Automation, Inc. (noted for its low-price bent) is launching a 16-bit model it claims is as cheap to throw away and replace as to repair.

According to George O'Leary, marketing vice president of the firm's Naked Mini division, the goal is "to bring computer hardware down to the level of a consumable commodity." CA takes the wraps off its Scout Model 4/04 minicomputer next month at the National Computer Conference in New York. In a typical four-board configuration, it is slated to make original-equipment manufacturers shell out a unit price of less than \$925 in large-quantity orders.

**Split up.** To get such a machine, the Irvine, Calif., firm has pushed its board computer philosophy down to the next level. "We've split the functions off a single board and parceled them out, one to each board," explains O'Leary. Advantages are not only a lower price tag per function, but operating simplicity that allows easy self-testing, which he calls the key to the approach.

On each of the 11 circuit boards (half-sized at 6.25 by 8.3 inches), a self-diagnostic capability signals go/no-go on a light-emitting diode near the outer edge when the test routine automatically executes at startup. It is implemented as firmware in a 4-kilobyte read-only memory contained on each board. (Since only 1 kilobyte is needed for



**Disposable computer.** The processor board (foreground) is one of a dozen products in Computer Automation's Scout Naked Mini 4/04 series of 16-bit minicomputers.

the test, a user has the other 3 to play with.) "Keeping the system on line is as simple as sliding out a defective board and inserting a replacement rather than making repairs," O'Leary adds.

**Array of options.** CA has tried to keep the new hardware simple and compatible with its other mini lines, so the central processing unit uses the same MOS logic chip set. Offered with it are an array of such function boards as 32-kilobyte random-access memory, expandable, with 550-ns cycle time; RAM or electrically programmable ROM that can be selected in 4- and 8-kilobyte increments; remote console interface; and relay card. Others available are parallel input/output, serial I/O, analog to digital converter, with 12-bit resolution and 20-kHz throughput, extender card and prototype board. A chassis including a mother-board for mounting four or nine cards and two models of power supply (10 or 20 amperes at +5 volts dc) complete the new mini line.

The economic basis of the disposable hardware concept, by CA calculations, derives largely from the soaring cost of repair. Under the best of conditions, the firm figures it cannot test and fix a board that won't work, pay for paperwork, and get it back to a customer for less than \$175. (This breaks down into about \$100 for administrative paperwork, \$50 at the least for repair, plus \$25 for shipping and insurance. "And it doesn't reflect delay, inconvenience, and maybe down time," says O'Leary.)

So the CA price of about \$200 per new board, for all except CPU and main memory, gives the OEM the throwaway option. Besides the advantage of simple modularity in design, the firm sees a manufacturing edge. It will be built on a new assembly line at the Richardson, Texas, plant where it was developed. This new unit, software-compatible with other CA lines, could not be produced at that price at the California location.

-Larry Waller

## Software

### Microprocessors get big league languages designed to counter the high cost of programs

Microprocessors have begun to catch up with their bigger brothers in high-level software. With Data General Corp.'s May 15 announcement of Micron, MP/Pascal, and MP/Fortran IV, the microcomputer can bat in software's big leagues.

The Micron operating system [*Electronics*, May 10, p. 33] runs on the Westboro, Mass., company's microNova line of microcomputers. But it also can run on the firm's largest machines, the Eclipse line—and that's a key part of the develop-

ment, the company points out.

Now it's possible for a program written on one of DG's smallest computers to run—at something less than peak efficiency—on a large minicomputer, and vice versa. Any computer in DG's line that uses its advanced operating system (AOS) is compatible with Micron and its Pascal, Fortran, and sundry utility programs. This provides the product line with considerable downward compatibility.

"The prices of our microNova computers have fallen 30% to 45% in the past 18 months, while the cost of software generation continues to climb. A single line of software costs twice as much to write as it did about five years ago, and costs could double again by 1985," comments Edward Belove, manager of micro-products software development at DG. "That means our users need powerful languages like Pascal where a single line accomplishes much more than a line of a simpler language."

**Big talk.** Micron is a subset of DG's advanced operating system, which accounts for its large-machine compatibility. Many members of the crew that developed AOS also worked on Micron. Many of the Micron utility programs they wrote are AOS utilities scaled to the small machine environment, thus bringing large machine features to microcomputer software.

More than half of the Micron utility programs are written in Pascal. Two of them are in Fortran IV, and the rest are either new or reconfigured from AOS systems or DG's disk operating system.

Several of the more than one dozen utilities are the sort used with a full sized minicomputer, but others are specialized—like Prom Burn, which allows any Micron-based program to be burned into programmable-read-only memory for dedicated applications. Among the other programs are an interactive text editor; Fixup, which spots bad data blocks in memory and rebuilds files and directories; a file editor; an interactive symbolic debugger; an English-language symbolic line in-

terpreter; and a number of other file management routines. Price for the Micron system (3775) is \$1,500; for MP/Pascal (3777), \$1,000; and for MP/Fortran IV (3778), \$500.

"With this software package, we've got what we feel is the minimum necessary for microprocessors to do a good job when compared with large machines. And we have built in lots of growth potential," says Belove. "But we haven't had to sacrifice any of the advantages of small machines to get the performance."  
—James B. Brinton.

## Optics

### Predistortion guards against errors


Mechanical and environmental interference with lightwaves in a length of fiber-optic cable can cause errors in the information being transmitted. If engineers had an advance idea of the nature of such effects—caused by heat or impurities, for example—they could compensate for them and limit errors. In addition to its usefulness in low-error-rate light communications, this compensation, or predistortion,

has applications in areas such as laser fusion research.

Predistortion and subsequent error cancellation have actually been accomplished by researchers at Bell Laboratories in Holmdel, N. J. Technical staff members David Bloom, Paul Liao, and Gary Bjorklund were able to straighten out an optical image distorted on purpose (see the inset of the photograph of the experimental system).

**Backwards.** To predistort the light signal to cancel out perturbation along its path, the Bell team first sends a "pilot" laser beam along the reverse optical path from that of the desired beam. The signal is distorted by the path into the conjugate, or mirror image of how the distortions will act on the real beam transmitted in the other direction.

After the path is traversed, the pilot signal is combined with two other reference laser beams in a nonlinear optical medium. For the mixing process Bell uses an appropriate material in liquid, solid, or gaseous state; research on the optimum mixing material for particular applications and different operating frequencies continues. By a complex mechanism, with the medium acting somewhat like a microwave frequency mixer, a fourth,



**Distortion removed.** The image—projected here by a lens—of the Bell System symbol has been passed through a piece of distortion-producing glass before being processed by the distortion correction device. The inset shows the distorted image before processing.



# Now, TM 500 gives you True RMS plus autoranging in a seven function DMM...

## from Tektronix.

If you need a DMM that's versatile yet easy to use, take a look at the new DM 502A. It gives you pushbutton measuring convenience plus quick answers you can see clearly on a big, bright 3½ digit display.

The DM 502A gives you unmatched versatility. It **autoranges** in voltage, resistance, and dB, so you no longer have to reset front panel controls to change ranges. And its **true rms** capability lets you make more accurate measurements of distorted waveforms. Simply push a button to select any one of seven measurement functions — including dB, temperature, ac/dc volts, ac/dc current, and resistance.

For measurements not demanding true rms or autoranging, choose the new 3½ digit DM 505. It gives you five-function testing capabilities plus pushbutton measurement convenience.

Since both DMM's are part of the TM 500 family, just plug them into any TM 500 mainframe and you're ready for on-site, rack, or bench measurements. Designed to combine with any other TM 500 instruments, the DM 502A and DM 505 can help you build a compact test set just right for your particular needs.


And there's more to our new DMM's than the right answers. They give you Tektronix quality, too. That means you get more value for your dollar.



Want to know more? Contact the Tektronix field office nearest you. To request the TM 500 Catalog, call our toll-free automatic answering service: 1-800-547-1512. In Oregon, call collect: 644-9051. In Europe: Tektronix International, Inc., European Marketing Centre, Postbox 827, 1180 AV Amstelveen, The Netherlands, Tel: 020-471146 Telex: 18312.

TM 500  
Designed for  
Configurability.

**Tektronix**  
COMMITTED TO EXCELLENCE



For Technical Data circle #42 on Reader Service Card  
For Demonstration circle #43 on Reader Service Card  
For immediate action, dial our toll free automatic answering service 1-800-547-1512.



predistorted laser beam is created from the pilot and reference beams. This fourth beam contains the conjugate of the distortions in the actual light path.

While the device is still in the laboratory stage and a long way from practical use, several applications are possible. For example, says Liao, the precisely aligned optical elements, such as lenses or prisms, that guide light in high-powered fusion research lasers tend to deform under the influence of heat generated by the beams. This distortion obviously reduces accuracy in directing the light.

**Fire away.** Up to now, the solution has been to limit the firing rate of the lasers. But this in turn limits the power generated. With the new predistortion technique it may be possible to precompensate the light and fire the lasers more often, researchers believe.


Further work at Bell, Liao says, will concentrate on optimization of the process and applying it to spectroscopy problems—in the area of properties of materials, for example. Others investigating these conjugate waves include Robert Fisher and Barry J. Feldman of the Los Alamos Scientific Laboratory's Carbon Dioxide Laser Technology group, Los Alamos, N. M. They hope to solve system alignment and amplification problems in the lab's laser fusion work. **-Harvey J. Hindin**

## Consumer

### Hand-held translator speaks out loud

Ever looked up a foreign-language phrase in an overseas restaurant, pronounced it, and got only a quizzical look from the waiter? Realizing that mere sympathy won't fill your plate, engineers at Texas Instruments Inc. have developed a hand-held unit that not only translates and displays foreign words and phrases, like other translators, but speaks them in the foreign tongue, too.

TI's language translator is the



**Fluent.** Talking language translator, shown here in prototype without display, is calculator-sized and powered by four AA batteries.

third to reach the market, following recent products introduced by Lexicon Corp. [*Electronics*, Dec. 7, 1978, p. 50] and Craig Corp. [*Electronics*, Dec. 21, 1978, p. 34]. It is, however, the first to talk, a feature made possible by TI's single-chip speech synthesizer [*Electronics*, Aug. 31, 1978, p. 109]. This is the same chip that is the heart of the company's popular Speak & Spell learning aid for children.

**Six chips.** Besides the speech-synthesis chip, which has been modified to improve its diction, the talking translator contains a TMS 1000 controller and four 128-kilobit low-speed read-only memory chips. Plug-in ROM modules give the translator a 1,000-word vocabulary. Of the 1,000 words, 500 can be displayed and pronounced; the rest are displayed only.

The translator, to be unveiled next month at the 1979 International summer Consumer Electronics Show in Chicago, will retail at \$250; shipments of English and Spanish versions will begin in September. The French, German, Japanese, and Chinese modules, priced at \$50 each, will be available by the first quarter of 1980.

Other manufacturers have brought out talking consumer products like chess-playing computers, but they all use expensive multichip speech synthesizers. For this reason, TI has been flooded with requests for its chip. But it isn't selling—yet.

"We're busy enough making ICs

for Speak & Spell, which we're now producing at the rate of 40,000 to 60,000 a month," reports Doug Lindgren, manager of the company's Consumer Specialty Products division in Lubbock, Texas. Should it reduce its backlog (or if National Semiconductor Corp., which is rumored to be working on a single-chip speech synthesizer, puts one on the market), that policy may change very quickly. **-John Javetski**

## Medical

### An rf solution to a beef cancer


Cattle have better access to some forms of cancer therapy than human beings, particularly radio-frequency hyperthermia. While rf hyperthermia is still an experimental technique for human cancer patients [*Electronics*, April 26, p. 88], it's at home on the range today.

"Eventually, there may be more cowboys treating cancer than M.D.s," says James D. Doss, staff member of the Los Alamos (New Mexico) Scientific Laboratory. The reason is what is called cancer eye, a common affliction of the nation's beef herds.

The problem is an important one. From 12% to 17% of breeding stock in the Southwest may be afflicted with cancer eye—the leading cause of cattle carcass contamination in 1975, according to the Department of Agriculture. The disease, if untreated, is about 80% fatal; it starts in an eye socket and may quickly spread to tissue in the head and nervous system. Losses due to cancer eye may cost ranchers more than \$20 million yearly—and may cost consumers even more, if the effect of these losses on the retail beef market is considered.

The treatments available have been about the same, and about as costly, as those for humans. So cancer eye has usually gone untreated. But now there is a fast, simple, and inexpensive treatment available that promises to cut these

Technological leadership.



## Digitize voice fast, not furious, with one \$6.95 CVSD interface IC.

If you've ever locked horns with variable slope delta mod for generating piece-wise approximations of analog signals you know how mean, ornery and expensive they can be.

Now there's a quick, easy, flexible and very economical way of voice encoding/decoding: the single chip, MC3417/3418 CVSD, or continuously variable slope delta modulator/demodulator.

What makes it unique, and so desirable, is its companding algorithm section which provides increased dynamic range by automatically adjusting integrator gain in the delta mod.

### By sheer coincidence

This on-board circuitry monitors the past few outputs of the modulator in a shift register 3 or 4 bits long and indicates if it contains all ones or zeros, called coincidence. When coincidence occurs, this algorithm indicates too-small integrator gain and adjusts accordingly.

The effect of the algorithm is to sense signal level input and compand it. When using the CVSD as a decoder, the algorithm restores level variations. The bit stream is as if it were from a standard delta mod with constant level input, but the effective dynamic range is increased.

Use the unique CVSD as a building block for hard-wired encoding or decoding, do both alternatively with one part, or get full duplex capability with two parts. Whichever way you choose, you get flexible sampling rate to 250 kHz, selectable digital input threshold and 3-bit

(MC3417) or 4-bit (MC3418) algorithm for low or high bit rates. The MC3517/3518 offers the same parts in mil temp range.

### One chip does it all

It's so versatile we could run off the page with possibilities: voice from ROM to speaker or telephone, etc.; message generator; real-time voice recording on disk; intercom channel mux; secure voice; telephone line concentrator; game voice generation; ad infinitum, almost.

It's also PL, laser-trimmed and CMOS compatible. And a pure delight to turn any kind of  $\sim$  into any sequence of 10100110.

Contact Motorola Semiconductor Products Inc., P.O. Box 20912, Phoenix, AZ 85036 for data.

Turning unique, leadership products like linear, digital and discrete semiconductors into high-volume standards for every industry and application has always been our commitment and our capability. Technology, time after time for

Innovative systems  
through silicon.



**MOTOROLA INC.**



**Hand-held cancer killer.** Interior of prototype rf hyperthermia applicator shows miniature 2-megahertz oscillator and temperature-control circuitry. Unit can help manage up to 90% of cattle cancer-eye cases.

stock losses dramatically.

Doss's development, funded by the Department of Energy, grew out of a cooperative program with the University of New Mexico Medical School, Albuquerque—where Doss is a clinical associate—on rf hyperthermic treatment of animal and human tumors. When the results—significant regression of many tumors—were discussed with veterinary authorities, they pointed to the cancer eye problem, and Doss and his colleagues went back to the lab in search of a solution.

**Dashboard unit.** About two years of work resulted in a system that, in some forms, is powered from the 12-volt cigar lighter socket on a pickup truck dashboard. Very like a pistol grip in appearance, the unit has two small protrusions extending above the trigger site. One is a miniature rf emitter; the other is a temperature-measuring thermistor.

Inside the hand-held unit is a

miniature 2-megahertz oscillator. Also included is temperature control circuitry (see photo).

The animal is given a local anesthetic and the probe pressed against the tumor. Operating at about 2 megahertz, with up to 10 watts of power available, the device heats the tumor fast.

In seconds it brings the cancer up to the 50°C needed to attack it; the user then keeps the probe tips in firm contact for about 30 seconds. With the exception of an antibacterial spray, or some eye drops, that is the extent of the treatment.

Doss selected 50°C (about 122°F) because cancerous bovine tissue is damaged at such temperatures while normal tissue is well enough cooled by its blood supply to survive without injury. But to avoid excess heating, the thermistor closes a control loop that varies rf output to keep

temperature constant at 50°C, according to the researcher.

**Results.** Remission occurs within a few weeks, typically two to four weeks. Cure rates in pilot studies by the Los Alamos laboratory were as high as 90%—an unheard of cancer remission rate, for animals or human beings.

As a result, there are now about half a dozen companies offering or about to announce commercial versions of the system, Doss says. Among the two largest are the Agricultural division of the Hach Chemical Co., Ames, Iowa, and MDR Inc., Phoenix, Ariz. There is even a unit from relatively small Apache Indian Enterprises, Inc., Dulce, N. M. Prices run between \$400 and \$600, and according to a Hach Co. spokesman, "are selling very well for new introductions to a traditionally conservative market." -James B. Brinton

## Careers

### EEs got 11.6% raises, AEA survey reveals, but some regions are boosting pay higher

If you are a nonsupervisory engineer with a bachelor's degree and did not get at least an 11% raise in the past year, you slipped behind the industry average, according to a recent nationwide salary survey covering 45,410 engineers.

The canvass by the American Electronics Association shows that combined salaries nationwide in that category rose 8.99%, while raises averaged an 11.56% gain. The difference between the two figures occurs because the first relates to all engineers from entry level to 24 years past their degree, whereas the second omits those at entry level. In terms of monthly salary, the average engineer nationwide earned \$1,506 the 2nd year after receiving a bachelor's degree, \$1,722 the 5th year, \$2,026 the 10th, and \$2,431 the 20th.

Of course, averages can be misleading, and significant regional differences must be taken into account. In the Pacific Northwest, for exam-

ple, combined salaries rose 15.44% and raises increased 18.05%, but the monthly income figures were in the average range. AEA officials surmise that these figures reflect the tremendous expansion and additional hiring by electronics companies there. The survey, which covered 576 big and small electronics companies in eight categories—supervisory and nonsupervisory with either bachelor's, master's, doctoral, or no degrees—reveal these trends among nonsupervisory and supervisory bachelor degree holders by region:

■ California. As might be expected, the San Francisco area had above-average increases, 9.52% overall and 12.04% in raises, but those for the whole state, with the Los Angeles and San Diego areas, were about average.

■ Colorado. This region experienced only a 3.08% general salary rise and a 4.9% average raise. Furthermore, nonsupervisory engineers made slightly less than average. The super-



# Cut the cost of digital system checkout with Biomation's DTO-1.

There's a whole new approach to test, calibration and maintenance of digital systems. It's Biomation's DTO, the first Digital Testing Oscilloscope. Here's how it works. The DTO's front panel functions very much like a traditional oscilloscope but provides additional capabilities. It automates testing without having to worry about software implementation. Simply step through your test sequence once using the DTO to record the entire program on a tape cartridge. Then DTO plays it back to guide technicians, even setting up the instrument's front panel to match the reference program. All in all, DTO provides a faster, easier, far more accurate approach to the otherwise time-consuming, error-prone task of system checkout.

## DTO-1: For production test.

Now there's a better way to move new products out of engineering and into production accompanied by a comprehensive production test program. Just use DTO to record the test sequence you want technicians to

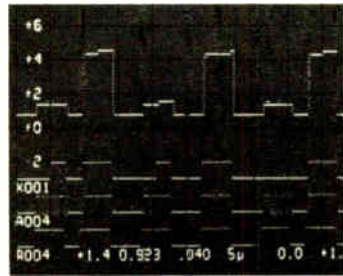
SYSTEM TEST CAPABILITY COMPARED				
Testable system elements	Oscilloscope	Signature analyzer	In-circuit emulation with signature analysis	DTO-1
Power supplies	yes	no	no	yes
System clocks	yes	no	no	yes
Processor/control logic	no	no/yes	yes*	yes
Digital input/outputs	no	yes	yes*	yes
Analog I/O	yes	no	no	yes

\*System must have a processor.

follow. Step by step, it enables them to compare the system under test with your "known good" system, automatically flagging any discrepancies. Compare DTO with the test equipment you're now using.

## DTO-1: For calibration & repair.

The most sophisticated calibration and repair labs are using DTO to "document" digital systems they must service.



By developing a tape for each new piece of equipment and instrumentation, troubleshooting and recalibration is faster and more precise. The DTO's screen displays both reference traces and test traces simultaneously, high-

lighting any disagreement and enabling technicians to zero in on faults.

## DTO-1: For facility maintenance.

When it may be weeks or months between repair and maintenance of complex digital systems, DTO brings technicians back up to speed in a hurry. DTO can be used to make a record of the system operation, so it remembers exactly how a perfectly functioning system operates. By following the test procedures and adjusting the system signals to match recorded logic traces, maintenance is virtually automated.

For details on how Biomation's DTO-1 can cut the cost of digital system checkout for you, write Gould Inc., Biomation Division, 4600 Old Ironsides Dr., Santa Clara, CA 95050.

**Or, call for a demonstration.  
(408)988-6800**

 **GOULD**



### To earn more, stay in school

How much are advanced degrees worth? According to the AEA survey, at the 2-, 5-, 10-, and 20-year junctures the average nonsupervisory holder of a master's degree will earn between \$100 and \$175 a month more than a bachelor's degree holder, whereas an engineer with a doctorate can expect between \$350 and \$400 a month more in salary.

On the supervisory side, the master's degree holder begins to earn over \$100 a month more in the 10th year and over \$200 more in the 20th. But a doctoral degree brings dramatic increases at first—over \$900 a month difference at 2 years and more than \$600 at 5, which drops to about \$350 at the end of 20 years. About 20% of those surveyed were in supervisory positions, as defined by AEA, but 75% had advanced degrees.

Doctorate degrees for supervisors have a longer half-life, the survey indicates. On the nonsupervisory side, raises for holders of any of the three degrees average between \$32 and \$39 a month per year until the 21st to 22nd year after the bachelor's degree, when the engineer is presumably in his early 40s, when they tail off. For the supervisor, approximately the same thing happens to the \$40-to-\$48-a-month hikes for bachelor's and master's degree holders, but the doctorate's average monthly increase has not even peaked by the 34th year. All EE salaries, however, tend to flatten out to a plateau in later years.

visory employee began lower and nearly caught up in the 5th and 10th years, only to fall behind in the 20th.

■ **New England.** This region is about average both in percentages and absolutes. Here, the nonsupervisory engineer does well until the 20th year. The supervisory person is also ahead early but falls back in the 10th and 20th years.

■ **Texas and Arizona.** The Sunbelt,

perhaps reflecting differences in cost of living, was generally below average—up 7.09% in income and 9.16% in raises.

The push for engineers has improved salaries for non-degree EEs, though they still trail degree holders (see "To earn more, stay in school"). Salaries for nonsupervisory EEs without degrees rose 11.7%, raises, 12.5%. —**William F. Arnold**

### Peripherals

## CRT signals drive printer directly using tube's gun to run matrix print head

A wide variety of small printers selling for about \$1,000 or less have recently been introduced expressly for printing what is displayed on a cathode-ray-tube terminal. The printers need their own character generator and the analog circuitry the generator drives to control the pattern of dots. That is, all needed this circuitry until now.

The exception is a new printer introduced by Axiom Corp., a Glendale, Calif., maker of printers that use electrosensitive paper. Axiom's VP-850 is driven directly by the standard analog video signals that drive the terminal's CRT. These

signals may be either in the CRT's standard composite video at 0.5 to 10 volts peak to peak or in its separate video and synchronization components. Ordinarily the signals would direct the tube's electron gun to scan a raster pattern and produce an image on the screen; the Axiom printer uses them to direct its matrix print head to reproduce the image, the company explains.

The standard 15,750-hertz video signal is sampled 1,350 times per raster line and stored until data from 24 raster lines has been accumulated in a random-access memory. This data—by now in digital form—is


used to activate the 24 print wires in the matrix head, which prints on electrosensitive paper.

Simon J. Harrison, executive vice president of Axiom Corp., points out that tapping into the terminal's video signals also makes it easier to interface with graphics terminals. "It's especially good for graphics because it doesn't need graphics data to be converted into a standard ASCII code and reconverted into printer signals," he says. In fact, Harrison says any standard raster-screening pattern will work with his printer. But he concedes the printer cannot handle the vector-scanning techniques that are employed in some graphics terminals.

**More uses.** Other applications where the printer is especially useful are in data-line monitors that display all communications control characters, Harrison continues. As these control characters are normally not seen by the computer user, they are not included in the standard printer character generator. But they are useful when diagnosing data-communications problems, and Harrison says that his printer will be able to reproduce them.

Axiom has current annual reve-

**CRT to printer.** The Axiom VP-850 printer using electrosensitive paper operates directly from display signals to reproduce image.




**There are only two ways for an OEM to design a mid-range computer system that precisely fits each application.**

A black and white photograph of a notepad and a pencil. The notepad is open, showing a blank page on the right and a lined page on the left. A pencil lies diagonally across the top of the notepad. The text "Start from scratch." is printed in a bold, sans-serif font on the blank page.

**Start from scratch.**





digital

11

ADDRS  
DATA

RUE	DIS AD	7	EXAM	DEP	HLT/SS	DC ON	DATA
SR DISP	LAD	3	5	6	CORR	DC OFF	DC ON
BUS SWR	LBR	1	2	3	BOOT		STD BY
MART	CLR	0	BMT	CKTNL	START		

# Digital's PDP-11/34 gives you more design flexibility than any other mid-range in the world.

If that sounds like a bold claim, consider this. There are more than a million ways to configure a PDP-11/34 computer system.

That figure is not based on frivolous options, but on significant choices like CPU capabilities, memory options, peripherals, operating systems, languages, communications packages and network systems.

All of these options are in addition to a basic PDP-11/34 that is extremely flexible to begin with. Here are some of its standard features: a 16-bit micro-programmed processor, parity memory, direct memory access, vectored interrupts with four priority levels, hardware stacking, operator's console, multi-function ROM with virtual console capability, diagnostics and bootstraps, memory management, hardware multiply and divide, power fail/auto restart, and pre-wired slots for expansion options.

With the basic computer so flexible, and the system options so numerous, you can virtually design your own mid-range system with the PDP-11/34. Without having to start from scratch.

## Choose the hardware you need.

Take the PDP-11/34 CPU, for example. You can pick and choose among 21 CPU options for the precise combination you want. The 11/34 offers a new superfast cache that makes a powerful system even more powerful. It can increase your program execution speeds by as much as 60%. Other options include a fast floating point processor, serial communications line interface, and real-time clock, to name just a few.

You can also choose from twelve memory options, including MOS, core or any combination. Digital's MOS memory uses industry-standard 16K RAM chips with a 500ns cycle time. And it's available on 128Kb or 256Kb boards.

Of course, there's more to a system than a CPU. And the 11/34 offers more.

You can choose from 6 disks, 4 tapes, 10 terminals, 8 printers, 6 card readers, and 9 kinds of I/O. Plus 10 different kinds of communications options that cover the broadest range of devices in the industry.

You can even pick your packaging, because the PDP-11/34 comes in eight models with two battery back-up choices and five different backplanes.

Given all these options, you can configure the perfect combination of hardware for your application. Without paying for more power than you need, or settling for less.

## Choose from four operating systems and ten languages.

Even with the precise hardware in place, you're still only halfway to the precise system for your application. The software options of the PDP-11/34 will take you the rest of the way.

For real-time applications, there's RSX-11M. It's specifically designed for multi-programming and concurrent program development. And it offers you the power of an event-driven software system with dynamic memory management, multiple programming languages and a complete list of utilities.

If you don't need all the capability of RSX-11M, the beauty of the 11/34 is you don't have to get it. You can get RSX-11S instead. It offers you the same multi-task, event-driven real-time capability without the overhead of interactive program development.

And if your application calls for real-time, but doesn't call for multi-programming, you can call on RT-11. It's a single user foreground-background system that's designed for both program development and dedicated, on-line applications.

For timesharing applications, Digital offers RSTS/E—a powerful, flexible system that can handle up to 16 different users on an 11/34 at one time.

Then there are all the languages. Depending on your application and operating system, you can choose BASIC, Multi-User BASIC, MACRO-11, COBOL, DIBOL-11 (Digital's business/commercial language), FORTRAN, APL, RPG and FOCAL, with still more languages in development.

And finally, you have available an extensive library of applications software. You can pick and choose the exact OEM software tools that make the most of your hardware. And your application.

## Then do what you want with your system.

With the PDP-11/34, you can vary your system according to the requirements of your customers. You can offer a wide range of terminals, peripherals and communications packages. You can make fine adjustments in design and manufacture.

In short, you can turn more good prospects into good customers simply by adapting to their individual needs. And

you can do it without incurring the major losses in time and money that are involved when you design the complete system yourself.

The PDP-11/34 opens up a new world of flexibility in manufacturing and marketing your products.

It also opens up a new world of applications flexibility. With all its options, the 11/34 is ideally suited for applications involving instrument interfacing. And with all its programming tools, it's ideally

suited for applications involving program development. The PDP-11/34 even gives you the flexibility to link your system with any other Digital system anywhere in the world through DECnet networking software. And that means you can offer your customers the benefits of distributed data processing using the broadest range of upwardly compatible systems anywhere.

The PDP-11/34. If you designed your computer from scratch, you wouldn't come up with a more precise mid-range system for your application.

**Digital Equipment Corporation,**  
Technical OEM Group, 129 Parker Street,  
PK3/M86, Maynard, MA 01754.  
Or call: (617) 493-5897. In Europe: 12 av.  
des Morgines, 1213 Petit-Lancy/Geneva.  
Tel. 93 33 11. In Canada: Digital Equipment  
of Canada, Ltd.



Copyright © 1979 Digital Equipment Corp.

**digital**



Or start with a PDP-11/34.

# The PDP-11/34. Just look at the freedom it gives you.

## Packaged systems\*

- 11/34A CPU with 64Kb MOS memory, 1Mb disk storage, video or hardcopy terminal, RT-11 operating system.
- 11/34A CPU with 128Kb MOS memory, 10Mb disk storage, video or hardcopy terminal, RSX-11M operating system.
- 11/34A CPU with 128Kb MOS memory, 56Mb disk storage, video or hardcopy terminal, RSX-11M operating system.
- 11/34A CPU with 256Kb MOS memory, 67Mb disk storage, 9 track/45ips tape, video or hardcopy terminal, RSX-11M operating system.

\*In some cases, available with other operating systems, less memory, and with core instead of MOS.

## CPU configurations

- MOS memory of 256Kb, 128Kb, 64Kb and 32Kb.
- Core memory of 128Kb, 64Kb and 32Kb.
- Optional cache memory.
- Optional programmer's panel and serial line interface.
- Optional floating point processor.
- Optional MOS battery back-up.

## Software

- RSX-11M multi-user, multi-tasking operating system featuring program checkpointing, dynamic partitioning, and memory management.
- RSX-11S execute-only operating system for monitoring and controlling multiple real-time processors.
- RT-11 real-time, foreground/background operating system.
- RSTS/E timesharing operating system.
- DECNET II distributed data processing networking package.
- FMS-11 forms generation software.
- DATATRIEVE-11 data inquiry and report writing system.
- DBMS data base management system.
- RMS-11 record management system supporting ISAM, sequential, and random access file structures.
- SORT-11 for re-ordering data based on key fields in the data record.

## Languages

FORTRAN IV	BASIC PLUS	APL
FORTRAN IV +	BASIC -2	MACRO 11
BASIC	COBOL	CORAL 66
	DIBOL	

## Memory

- MOS memory modules of 256Kb, 128Kb, 64Kb, 32Kb and 16Kb.
- Core memory modules of 64Kb, 32Kb and 16Kb.

## Disks

- RX02 1.0Mb, dual drive (diskette).
- RM02 67Mb, removable.
- RL01 5.2Mb, removable.
- RP05 88Mb, removable.
- RK07 28Mb, removable.
- RP06 176Mb, removable.

## Special I/O

- IEEE interface with software.
- Industrial control remote sub-system.
- Industrial control master sub-system.
- D/A control.
- 12 bit A/D converter, 16 channels.
- 48 channel multiplexer.
- 10 bit A/D converter, 16 channels.
- Parallel I/O with direct memory access.
- 16-bit parallel I/O, program controlled.

## Communications options

- Full/half duplex synchronous interface for both byte and bit oriented protocols.
- Full/half duplex synchronous interface for byte oriented protocols.
- Full/half duplex NPR synchronous interface.
- Network link, local or remote, DDCMP up to 1Mb.
- Asynchronous 8 and 16 line multiplexer.
- Programmable 16 line asynchronous multiplexer.
- Synchronous/asynchronous 16 line multiplexer.
- 16 line modem control multiplexer.
- 360/370 channel interface.
- Asynchronous serial line unit, with or without modem controls.

## Tapes

- TE16 800/1600bpi, 45ips, 1/2" magtape.
- TU45 800/1600bpi, 75ips, 1/2" magtape.
- TU77 800/1600bpi, 125ips, 1/2" magtape.
- TU58 800bpi, 1/4" cassette.

## Video terminals

- VT-100 video terminal, 80 or 132 columns, with extensive video attributes and detachable keyboard.
- VT-52 video terminal.
- VT-55 graphics terminal.
- VT-62 block mode terminal.
- VT-61 editing terminal.

## Hardcopy terminals

- LA-120 "smart," 120cps hardcopy terminal.
- LA-38 hardcopy terminal, 30cps, with tractor feed, with or without stand.
- LA-34 hardcopy terminal, 30cps, with roll paper feed, with or without stand.
- LA-36 hardcopy terminal, 30cps, on stand.
- LA-37 APL, hardcopy terminal, 30cps, on stand.

## Optional cabinetry

- 10 1/2" expander box.
- 5 1/4" expander box.
- Cabinet with power control.
- Short cabinet with power control.

digital



nues of about \$3 million. To develop the printer, it worked with Seiko, the large Japanese industrial concern primarily known in the U. S. for its watches. The deal for the printers, and other products to come, was struck with Axiom because "of our track record in electrosensitive printing," says Harrison. Seiko carried out the research and development and holds the patents, but it was Axiom that actually produced the workable products.

Initial production units and printer components will come from Seiko, with Axiom starting manufacturing in volume in several months. Prices will be comparable to those of what is already available. Samples will be available in about six weeks at a price of \$1,200 each. In quantities, the VP-850 is to sell for \$925.

-Larry Waller, Anthony Durniak

## Phone answerer takes anybody's calls

The time is fast approaching when any telephone will function as an input/output device for a computer. Dialog Systems Inc., an affiliate of Exxon Enterprises Inc., will take a major step in that direction when it unveils one of the first speaker-independent voice-recognition systems to be offered commercially at next month's National Computer Conference in New York.

Giants such as Bell Laboratories and IBM are also working on speech recognition but have yet to reach the market [*Electronics*, March 1, p. 84]. Threshold Technology Inc., Delran, N. J., the leading supplier of voice recognition systems, says it too can supply speaker-independent units.

The secret of Dialog's independent 1800 is a comparison technique based on statistical analysis of the spoken words, according to Stephen L. Moshier, president of the firm and the system's developer. The machine's recognition vocabulary is built by taking 500 dialect samples from male and female speakers across the country. Each word is sampled 12 times and each sample's

overall amplitude is measured and its frequency spectrum plotted at 31 points between 300 and 3,300 hertz. This produces 384 numbers, or elements, that describe the word.


**Sampling.** The elements resulting from all 500 speakers saying the same word are combined to produce a set of 384 mean values and standard deviations, which are then stored in the system as the reference for that word. The incoming unknown word is similarly sampled, analyzed, and compared element by element with reference words using an algorithm that finds the probability density function for the unknown word. When this probability density is above a certain threshold—which can vary from word to word or system to system—the system declares the word recognized.

Dialog's custom 32-bit vector processor can compare all the elements of an unknown word with a reference word in 30 microseconds. To compare an unknown word with a 1,000-word vocabulary would thus take 30 milliseconds, fast enough to be considered real time.

A Digital Equipment Corp. PDP 11/04 minicomputer is used to answer up to eight phone lines, coordinate the processing of the incoming speech by the vector processor, and interface the results with the user's computer. A microprocessor-controlled speech-synthesis unit provides voice response.

**Vocabulary.** The 1800's basic vocabulary consists of 12 discrete words: the 10 digits "zero" through "nine" plus "yes" and "no." Special applications vocabularies are then added. For banking, for instance, 30 additional words are available, including "balance," "total," and "deposit."

"The advantage of our system is that you can use a telephone from anywhere to call a computer," says Thomas P. Cutler, senior vice president. He sees it as appropriate for applications in banking and in retailing, to replace mail orders and for traveling salesmen to enter orders. Although the systems have a hefty price range of between \$60,000 and \$100,000, Cutler asserts that they



**Dialog developer.** Stephen L. Moshier, Dialog Systems president, says his system understands 95% of what's spoken to it.

are quite cost-effective in their applications.

-Anthony Durniak, Pamela Hamilton

## Process control

### Plants get distributed data processing

Some distributed data processing is wearing a blue collar these days, as specially designed, microprocessor-based communications hardware is linked to a data highway for process controls in automotive and chemical industry plants. Original-equipment manufacturers that specialize in programmable controllers for operating machine tools or chemical reactors are introducing peripheral equipment to link controllers with each other and with corporate data-processing centers.

"We are seeing more and more distributed control requirements," says Ronald Toke, marketing man-

ager at Allen-Bradley Co.'s Programmable Controller Systems division, Highland Heights, Ohio. Adds Mike Bradley, marketing manager Texas Instruments Inc.'s Process Control group in Johnson City, Tenn., "Our customers are saying that they want this—it is the direction that the world is going in."

To stay ahead in the rapidly expanding \$200 million market, OEMs are adding custom communications hardware to increase both production and productivity. Networks offer closer coordination than mechanical systems and automatically detect, diagnose, and alert personnel to breakdowns more rapidly than electromechanical relay-based alarms.

Next month the Modicon division of Gould Inc. will introduce the latest system—the \$1,450 Modbus process control interface unit and assorted modems. The Andover, Mass., manufacturer says its Intel 8085 microprocessor interface, firmware, and software package can handle up to 32 controllers at transmission speeds of 50 bits per second to 19.2 kilobits per second.

**Remote control.** To ease industrial retrofitting, the system can be installed on existing telephone lines or over a dedicated cable with a "proprietary" subcarrier frequency of less than 100 kilohertz, says Albert J. Reinhart, Modicon's marketing manager. The special frequency has a high noise immunity, he explains, besides reducing programming complexity.

A master controller can download new or revised programming to various slave controllers in the network, offering a "remote operating capability," Reinhart says. However, slave controllers cannot directly communicate with other slaves.

Modicon's chief competitor, Allen Bradley, introduced its own microprocessor-based data-highway interface package in 1977; up to 64 controllers can communicate on its network highway. A Zilog or Intel microprocessor is the heart of the module, which also includes up to 16 kilobytes of programmable read-only memory and 1 kilobyte of random-

## News briefs

### French bring their teletext system to U. S.

The French are pushing their Antiope teletext system, which transmits information digitally and displays it on a television screen, in the U. S. Sofratev, the Société Française d'Etudes et de Réalisations d'Equipements de Radiodiffusion et de Télévision, is forming a U. S. subsidiary, AVS Inc., to handle both government lobbying—it is pushing for Antiope's adoption by the Federal Communications Commission as a national standard—and customer liaison. Also, Sofratev has completed an agreement with Microband National Systems Inc., New York, operator of a common-carrier microwave distribution system, to develop government, business, and commercial applications packages for Antiope. Microband, which will study the types of services it could offer over the next six to nine months, calls the Antiope-based services Inteltext. It will be distributed via omnidirectional microwave systems and interactive telephone lines.

### Teradyne adds analog signal-processing testers

Teradyne Inc. of Boston this week introduced systems designed specifically for production testing and laser-trim adjustment of analog LSI components, including codecs, digital filters, and high-accuracy converters. The A300 family includes seven different systems ranging from analog and analog LSI systems to thick-film active trimming of analog hybrid circuits and monolithic laser-adjustable systems. A high-speed digital module—the M603—is included with the top-of-the-line models; it has up to 84 channels of drivers/detectors for clock rate testing to a minimum of 5 megahertz on combined linear and digital circuitry.

Prices start at under \$100,000 for a minimal analog/analog-LSI test configuration to about \$317,000 for a system with monolithic trim and digital test capabilities. A test system manager sells for \$52,000. Deliveries will begin in mid-November. The test system manager Teradyne is introducing consists of a DEC PDP-11/34, a line printer, and one or more video terminals for editing, compiling, and other tasks.

### CalComp completes clearance sales


California Computer Products Inc., the Anaheim computer peripherals maker that has been selling off portions of its operations for the past several months, agreed earlier this month to sell the remainder of the company to Sanders Associates Inc., the Nashua, N. H., defense electronics firm. Sanders, through a subsidiary, will pay approximately \$45.9 million in cash and stock, if CalComp shareholders approve the deal. The firm plans to continue CalComp's operations—now primarily the production of digital plotters and interactive graphics systems—under present management. CalComp, which had revenue of \$119 million for the fiscal year ending June 1978, agreed in November to sell its hard-disk drive manufacturing division to Xerox Corp. It later sold its floppy-disk operation to Billings Computer Corp., Provo, Utah. CalComp's IBM-compatible peripheral marketing and service organization will be acquired by Braegen Corp., Cupertino, Calif., under an agreement also reached this month. CalComp should mesh nicely with Sanders' graphics terminal operation, which currently makes the model 3250 terminal for IBM.

### Memorex ships microprocessor disk cache

Banking on charge-coupled-device technology, Memorex Corp. is beginning to ship solid-state model 3770 disk cache systems designed to speed data flow between disk storage systems and computers [*Electronics*, April 12, p. 34]. The Santa Clara, Calif., company says that the \$55,000, 1-megabyte memory uses Intel 8080 and Advanced Micro Devices 2901 microprocessors to store and update the most used data elements in a computer's memory system so that access time can be as short as 2 milliseconds, compared with a minimum 27-ms access to a disk system itself.



# Meet HP's new word generator... it imitates your system components for faster functional testing.



Hewlett-Packard's new 8170A Logic Pattern Generator can simulate a variety of components in your multi-channel digital system. It saves you the time and expense required to build specialized test equipment and to devise software for data simulation. And it speeds functional testing by giving you fingertip control of testing parameters.

**Simulation of digitally controlled hardware.** By simulating keyboards, tapes, printers or bus-compatible instruments, the 8170A simplifies at-speed functional testing of multi-channel hardware. The 8170A has a large 8K memory (32K optional) and gives you pushbutton selection of either 8 or 16 bit parallel outputs. Internal, manual, or external clocking allows dynamic testing at variable bit rates up to 2 MHz. With simple key strokes, you can start and stop data generation at any desired address, using whichever code you select. And you can step forward or back in single steps to any memory location for rapid debugging.

**Bus Stimulation.** Custom-built boxes with mechanical switches are no longer adequate for setting bus lines true or false for data simulation. The 8170A can simulate bus-compatible peripherals or instruments at speed for more complete system testing. Three-state outputs let you load the bus or effectively isolate the 8170A from bus activity. And the 8170A will generate data and data-valid signals in accordance with 2 or 3-wire handshake protocol.

**ROM Simulation.** Because of its external address capability, you can use the 8170A to simulate a ROM. Memory changes are easy to make, either through the front panel or under computer control via the HP-IB.\*\* This means fast and flexible ROM simulation for low development costs.

Big memory, easy access, remote programmability and real-speed sequencing all help simplify functional testing of your digital systems. The price of the 8170A is \$5430\* and includes HP-IB and RS 232C interfaces. The optional memory to 32K is \$545.\* Ask your local HP field engineer for all the details.

\* Domestic U.S.A. price only  
\*\* HP's implementation of IEEE Standard 488-1975


**HEWLETT  PACKARD**

1507 Page Mill Road, Palo Alto, California 94304

For assistance call Washington (301) 948-6370, Chicago (312) 255-9600, Atlanta (404) 955-1500, Los Angeles (213) 877-1282.

Circle 57 on reader service card

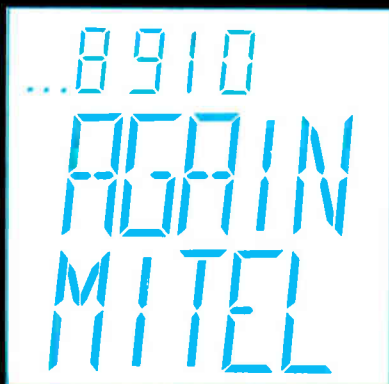




# MITEL

## CMOS/LSI LIQUID-CRYSTAL- DISPLAY DRIVER/LATCHES

MD4330 • MD4331 • MD4332  
30 & 32-BIT REGISTER DRIVERS



DRIVES UP TO FOUR 7-SEGMENT OR TWO 16-SEGMENT LCD READOUTS DIRECTLY. THE LATCHED DATA CAN BE CHANGED BY SERIALLY SHIFTING NEW DATA INTO THE REGISTER AT SPEEDS OVER 3MHz.

Low-Power (1µA) Consumption with High-Power Performance.

### FEATURING:

- 3 to 18 VOLT OPERATION
- SYNCHRONOUS OR ASYNCHRONOUS RESET
- INPUTS WAVE-SHAPED ON-CHIP
- FULL PARALLEL TRUE/COMPLEMENT OUTPUTS
- STD. 40-PIN DUAL-IN-LINE PACKAGES

For more information write or phone:

1745 JEFFERSON DAVIS HWY  
SUITE 611  
ARLINGTON, VA. 22202  
TEL 703-243-1600



# MITEL

Semiconductor

## Electronics review

access memory. The added complexity of the interfaces permits slave-to-slave data exchanges but precludes use of existing telephone lines. Transmission speed is 51.2 kb/s.

Modicon, Allen-Bradley, and other process-control manufacturers custom-design their communications gear. Explains Allen-Bradley's Toke, "The equipment is designed and manufactured to withstand vibration and temperature and humidity extremes, and at the same time it's easy to maintain."

**Big competitors.** By networking programmable controllers, Modicon and Allen-Bradley move into closer competition with such process-control heavyweights as Honeywell Information Systems and Foxboro, although those giants operate as system houses, supplying primarily hardwired systems for an entire plant.

-Larry Marion

## Materials

### Silicon wafers in short supply

The booming semiconductor industry, which does not yet have the capacity to fully meet rising demand for its devices, faces a similar problem on the incoming end: silicon suppliers cannot make wafers fast enough, either. The result is that the long lead times for silicon wafers of all types and sizes, now stretching 26 to 30 weeks in many cases, probably will continue through this year.

That leaves chip makers in a bind. "When you plan that far in advance, it gives you two problems," explains John P. Gray, purchasing manager at National Semiconductor Corp., Santa Clara, Calif. "One is inflexibility, and two is getting it [the silicon] here on time."

Adds Charles E. Mack, director of material for neighboring American Microsystems Inc., "You can't afford too many rejects or you won't recover. It's essentially touch and go." Kenneth J. Howser, manager of material for Advanced Micro Devices Inc., in nearby Sunnyvale, calls

the long lead times "a totally unacceptable situation."

**Improvement.** However, some relief is in sight. Monsanto Corp., the leading supplier of polished silicon wafers, says that its St. Peters, Mo., plant should be producing 30% more wafers by the third quarter of this year. Moreover, Wacker Siltronic, a subsidiary of West Germany's Wacker Chemitronic GmbH, expects to have its new Portland, Ore., plant up and running the first quarter of 1980, James Moreland, director of quality, says.

What's more, "my gut feeling is that there'll be a slowdown in the third and fourth quarter, which will help," says Stan Myers, vice president and general manager of the Silicon division of Siltec Corp., a Menlo Park, Calif. supplier. But National Semiconductor's Gray gloomily predicts, "I don't see a break in it before mid-1980 unless some kind of downturn occurs."

What caused this tight supply is a combination of simultaneous, overlapping factors, according to Robert Simko, vice president of Gnostic Concepts Inc., a Menlo Park market research company: fantastic growth rates in the U.S. semiconductor industry, changes in the type of processing toward very large-scale integration, and the fact that 4-inch wafers are not replacing 3-in. ones but supplementing them. Also, he notes, it takes a long time for a new silicon production plant to come on stream.

-William F. Arnold

## Companies

### Gould-Fairchild deal filled with 'ifs'

The immediate result of Gould Inc.'s determined bid to take over Fairchild Camera and Instrument Corp., the \$534-million-a-year Mountain View, Calif., semiconductor pioneer, is employment for a battalion of lawyers. The Rolling Meadows, Ill., conglomerate's open tender for 2.5 million Fairchild shares at \$57 each has opened a Pandora's box of

# THIS IS KONTRON

MPP 80S—Field service PROM  
Programmer from \$1995.

We've got universal PROM programmers for your designers, field service technicians and production people. And they're extremely easy to use. Our MPP 80S, a completely self-contained service system, does it all. You've got to see it to appreciate it. A few salient features:

- $\mu$ P controlled (Z80)
- Compact, easy-to-use personality modules
- Extra storage space for modules, master PROMs and power cord
- Built-in UV lamp

Get our data sheets for technical details and the name of a Kontron sales and service organization near you. Write or call Kontron Electronic Inc. 700 South Claremont Street, San Mateo, California 94402.



PROM PROGRAMMERS

## PROM PROGRAMMERS:

FOR DATA ON KONTRON® MULTIMETERS, COUNTERS, PROM PROGRAMMERS  
AND PRINTERS, CALL (800) 227-6854. IN CALIFORNIA CALL (415) 348-7291.



Circle 59 on reader service card



When  
industry  
cooks up  
something  
hot,  
Plenco  
heat-  
resistant  
phenolics  
keep their  
cool.



"In our corn popper hot air, not oil, explodes the kernels. The high heat resistance of Plenco 466 A.F. Brown phenolic was chosen for the molded chute and for an internal unit. Plus it gave us ease in molding, strength and good appearance."



"Our deep fryer takes rapid heat-up. The fryer base required a molding material suitable for operations at high temperatures and your brown heat-resistant Plenco 485 phenolic compound gave it to us. Its brown color was chosen for aesthetic reasons."

WE'VE GOT YOUR "NUMBER" more than likely, whether or not the factor of heat is your main concern and whatever your particular molding application may be. Here is our number—(414) 458-2121. Call and let us introduce you to Plenco selections, Plenco experience, Plenco service.

**PLENCO**  
THERMOSET PLASTICS

PLASTICS ENGINEERING COMPANY  
Sheboygan, WI 53081

Through Plenco research... a wide range of ready-made or custom-formulated phenolic, melamine-phenolic, alkyd and polyester thermoset molding compounds, and industrial resins.

lawsuits and investigations following the rejection by Fairchild's board of two Gould bids, a \$300 million cash and stock deal worth \$54 a share and another for \$57.

Not only have the companies filed suits against each other alleging violations of antitrust and securities statutes, but:

- The Federal Trade Commission has advised Gould, a \$1.8-billion-a-year company, that it is sending subpoenas requesting information about "interlocking personal relationships."

- The Securities and Exchange Commission has informed Gould that it intends to hold an "informal investigation" of Gould's recent activities. Fairchild contends that Gould leaked its intention to acquire Fairchild to encourage stock purchases by speculators.

- Because of the size of the company that would emerge—\$2.3 billion—the Justice Department and the Federal Trade Commission are reviewing documents.

**Clash over plans.** Gould officials refuse to discuss the merger except to say that they would leave current Fairchild management in control and merely exchange directors at the board level. But Fairchild officials maintain that Gould would use their company to become a dominant and illegal force in the electronics marketplace, controlling key industries with the vertical integration of component parts maker Fairchild with instrument assembler Gould, whose Electronic Products Group had sales of \$413 million in 1978.

What are the chances that Gould will back off? The answer might be found in its persistence during past legal fights over acquisitions and in general business dealings. For example, its largest previous acquisition—it has completed 30 in the last 11 years—was that of I-T-E Imperial Corp., an electrical products manufacturer. That deal resulted in Gould's signing a consent decree with the SEC.

But success in the Fairchild bid might just satiate Gould's appetite. It had to borrow \$50 million in the Eurodollar market and set up a \$125 million credit line with 12 banks, contingent on certain limits on future acquisitions. **-Larry Marion**



"In our original drawings we specified Plenco 400 Brown heat-resistant phenolic as the compound for use in molding the base of our drip coffee-maker. We wanted and got very good molding characteristics, fast cure and good finish and appearance."



# THIS IS KONTRON

Model DDP 5080 Intelligent Printer.



Kontron has a complete line of non-impact OEM and end-user printers. Ranging from our Model NIP 18 print head to our Model 5020 print head with drive electronics and our

DDP 5080 Z80-controlled printing system. Our Kontron DDP 5080 printer is loaded with features for your measurement needs:

- Alphanumeric printer with day-time, stop watch and automatic print out in time intervals.

- Wide variety of interface plug-in boards (For example, 8 channel temperature input)

Call us for quantity prices on our OEM printers. Get our data sheets for technical details and the name of a Kontron sales and service organization near you.

Kontron Electronic Inc.,  
700 South Claremont Street,  
San Mateo, California 94402.

## PRINTERS:

FOR DATA ON KONTRON® MULTIMETERS, COUNTERS, PROM PROGRAMMERS  
AND PRINTERS, CALL (800) 227-6854. IN CALIFORNIA CALL (415) 348-7291.



# Give Yourself a Generous Choice. Choose TEAC.

Whatever your data storage needs, large or small, there's a TEAC that's right for the job.

In the fast-growing mini market, two TEAC units are standout choices.


The MT-2 is a cassette data pack that's packed with value. Its compact, lightweight design and free-angle installation mean it can be used virtually anywhere, and durability is outstanding. It's highly accurate, too: soft error rate is better than  $1 \times 10^{-9}$  bits. In addition to being compatible with ISO, ANSI, EMCA and JIS phase encoding standards, the MT-2 is available in four versions, two of which incorporate an interface for connection to the bus lines of 8080, 6800, Z-80 or equivalent series microprocessors for greatly expanded flexibility.

If you've decided to go with mini disk, you'll be interested in the FD-50A. This Mini Disk Driver utilizes a direct seek system for faster access time than other units this size. Data integrity is ensured by accurate head positioning and write protection circuitry. Additional features include extended track and daisy chain capabilities. And the FD-50A is fully compatible (plug-to-plug and mechanical size) with the Shugart SA-400.

The MT-2 and FD-50A. Two more good reasons to choose TEAC.

MT-2

FD-50A

The TEAC logo consists of the letters "TEAC" in a bold, serif font, enclosed within a white square border.

See the line of fine TEAC products at the NCC Show, Booth 441 at New York Hilton.

TEAC CORPORATION: 3-7-3 Naka-cho, Musashino, Tokyo, Japan Tel: (0422) 53-1111

U.S.A. Triple I, 4605 N. Stiles, P.O. Box 18209, Oklahoma City, Oklahoma 73118 Tel: (405) 521-9000 Canada R.H. Nichols Co., Ltd., 214 Dolomite Dr., Downsview, Ont. M3J2P8 Tel: (416) 661-3190  
Hongkong Dah Chong Hong Ltd., Hang Seng Bank Bldg., 77 Des Voeux Road, Central Tel: 5-261111, 5-226258 Australia & New Zealand Jacoby Mitchell Ltd., P.O. Box 70, Kingsgrove N.S.W. 2208, Australia  
Tel: 6307400 South Africa Mayfair Sales (Pty) Ltd., Marshalltown 2107, Transvaal Tel: 011-834-2131 Belgium & Luxembourg Simac Electronics S.P.R.L., Triomfiaan 148 1160 Brussel Denmark Danbit,  
Plantagevej 23 DK-2680 Solrod, Strand Tel: (03) 141515 France Tekelec Airtronic S.A., Cite des Bruyeres, Rue Carle-Vernet 92 Sevres Tel: (027) 7536 Holland Simac Electronics B.V., Veenstraat 20,  
Veldhoven Tel: 040-533725 Italy A.E.S.S.E. S.R.L., Corso Lodi, 47 20139 Milano Tel: 54.64.741-2-3 Switzerland Wenger Datentechnik, Guterstrasse 253, CH-4053 Basel Tel: 061-34 50 96 Spain Atiao  
Ingenieros S.A., Madrid-16, Enrique Larreta 12 Tel: (215) 3543 Sweden Scantel AB, Tengdahlsgatan 24, 116 41 Stockholm Tel: 08-24 58 25 United Kingdom International Instruments Ltd., 92 High Street,  
Berkhsted, Herts HP4 2BL Tel: 044275959 West Germany & Austria nbn Elektronik Starnberg, 813 Starnberg, Max-Emanuel-Str. 8, West Germany Tel: (08151) 13036

Circle 62 on reader service card

World Radio History

## **Semicon Imports outpacing exports In growth percentage**

U. S. imports of semiconductors, led by sharp percentage increases in integrated circuits, are growing at a faster rate than exports, even though the \$156 million trade surplus in 1978 rose 3% from the year before. Imports climbed 31% to nearly \$1.77 billion, according to new Commerce Department figures, while exports were \$1.92 billion, or 28% more than in 1977. **There was a trade deficit in ICs of \$917 million, 39% greater than the 1977 figure and continuing to rise**, indicating a potentially long-term problem. Semiconductors make up nearly two thirds of the U. S. trade in components of all types that produced a 1978 surplus of \$327 million last year, down 54% from 1977 and the lowest in six years. Export totals passed the \$3 billion mark, up 12%, whereas imports of nearly \$2.7 billion climbed 35%. Japan remains the largest supplier, providing 19% of the total. Imports from Japan jumped 48% to \$502 million, while U. S. exports to Japan of \$172 million rose only 30%.

## **House, Senate split on VHSIC funding**

Lying in a congressional limbo is the Pentagon's \$36 million budget for fiscal 1980 for a triservice research and development program on very high-speed integrated circuits (VHSIC). It landed there early this month **when the House Armed Services Committee eliminated all program money, while its Senate counterpart increased funds by 35% to nearly \$50 million.** When the House and Senate groups meet in conference later this year to settle differences in their military spending bills, Capitol Hill sources report, the Defense Research and Engineering directorate hopes the program may be restored to its original level. Requests for proposals to industry are already out, as anticipated [*Electronics*, March 15, p. 41].

## **New spy craft to monitor SALT to be ready by 1983**

The Pentagon and the Central Intelligence Agency are rushing construction of a new signal intelligence satellite they plan to launch into geosynchronous orbit over the Soviet Union by 1983. It is being designed to intercept all telemetry data from Soviet missile test flights and thus will become a vital U. S. method verifying Soviet compliance with the terms of the Strategic Arms Limitation Treaty 2. In that mission, according to a Pentagon source, it **"will do away with our need for all ground intercept stations"** of the sort that the U. S. lost in Iran and still operates—with much less capability—in Turkey. The new satellite will team with photo-reconnaissance satellites, notably the KH-11 (which one official describes as "stretching the state of the art to its outer limits—a technological masterpiece"), long since positioned over the Soviet Union. The high promise of the so-called Sigint satellite is what prompted Defense Secretary Harold Brown's recent assurance that the U. S. will be able to check up "completely" on Soviet missile tests by 1983.

## **Who will operate geological satellite? Word due in summer**

Watch for the Stereo-sat issue to come to a boil by late summer. That is the satellite that industry—primarily the oil industry—wants launched to collect geological data, a job now done by the Landsat satellites. However, Stereo-sat would provide more detail. The key issue is whether the Government or industry should build and operate the new satellite system, expected to cost \$150 million to \$200 million. **The Government wants to retain some control over the system because of the sensitive international aspects of collecting geological data on other countries.**



# Washington newsletter

## **Air Force to convert 173 B-52 bombers to cruise-missile use**

About mid-June, the Air Force will award the first production contract in a 10-year, \$2.4 billion program to upgrade the offensive capabilities of 269 of its aging B-52 strategic bombers and to convert 173 of them into cruise-missile carriers as well. Boeing Co. of Seattle, which built the B-52s and has performed both the avionics and conversion research and development, is regarded as a cinch for the contract on both counts.

**SALT 2, says one Administration official, "gives us tremendous flexibility to pursue a very large air-launched cruise-missile program."** That could amount to \$6 billion in the end. As cruise-missile prime contractors, Boeing and General Dynamics Corp. will share the bulk of that bonanza over the next six years.

## **NTT action is not expected in short term**

Although Japanese Prime Minister Masayoshi Ohira has made a commitment to President Carter to resume diplomatic discussions on opening procurement by Nippon Telegraph and Telephone Public Corp. (NTT) to U. S. and other foreign bidding, don't look for immediate results. Some U. S. officials point out that the government procurement code negotiated as part of the world trade talks in Geneva will not become effective until Jan. 1, 1981. **This enables the Japanese to drag their feet until then without losing their right to bid at U. S. agencies.**

## **U. S. job vacancies rise as NASA loses Cooper to SBS**

The June departure of the National Aeronautics and Space Administration's Robert S. Cooper as director of the Goddard Space Flight Center to join Satellite Business Systems Inc. **will raise to three the number of technology policy vacancies the White House must fill.** Also departing as summer begins are Dale D. Myers as under secretary of energy and Air Force secretary John Stetson. While Cooper becomes engineering vice president for the McLean, Va., domestic satellite company, the Energy Department's Myers and the Pentagon's Stetson have not disclosed their plans. Myers, a former NASA executive and Rockwell International vice president, had difficulty dealing with Washington politics [*Electronics*, April 27, 1978, p. 60] and felt increasingly bypassed within the agency, insiders say.

## **Addenda**

Richard B. Nichols, vice president, overseas, for the American Telephone and Telegraph Co., New York, will head a five-man team to China on June 6 to discuss the growth of telephone communications between the U. S. and the People's Republic of China. AT&T is the first communications company to be formally invited by the Chinese to talk about telephone service between the two countries, an AT&T official says. Telephone calls between the two countries have been increasing dramatically, and AT&T is **considering a cable link via its existing Pacific cable network.** Currently, China is serviced by Intelsat satellite. . . . The Defense Department **wants the computer industry's help** in its year-long program to refine its new standard higher-order language. This follows its final choice of Honeywell's "Green" entry over the "Red" language of Intermetrics Inc. of Cambridge, Mass. [*Electronics*, Aug. 3, 1978, p. 59]. Honeywell's Minneapolis Systems and Research Center and its Paris affiliate, Honeywell-CII Bull, got a 14-month contract for \$650,000 for phase III of the development of the language. The new standard has been named Ada.

# The Standard Edgecard Line

from **WINCHESTER ELECTRONICS**

Grid	Series	Mold Material	Termination Type			
			025" Sq Wire Wrap Dip	Standard Dip	Solder Eyelet	Wire Wrap
.100" x .200"	HWC	Thermo-Set	22 through 50			22 through 50
.100" x .200"	HWPC	Thermo-Set	20 through 50			22 through 50
.125" x .250"	HWD	Thermo-Set	28 through 50			28 through 50
<b>NEW!</b> .125" x .250"	HRK	Thermo-Plastic		10 through 50	10 through 50	
.156" x .140"	HSD	Thermo-Set		6 through 43	6 through 43	
<b>NEW!</b> .156" x .140"	HCB	Thermo-Plastic		6 through 43	6 through 43	
<b>NEW!</b> .156" x .200"	HCA	Thermo-Plastic		6 through 25	6 through 25	

This is part of the index from our Printed Circuit Connector Catalog. We thought it the best way to illustrate that whatever your needs in an edgecard connector, we've probably got it, and in a standard range of thermoplastic and thermoset insulators and all the popular mounting types.

But variety isn't our only strong point: our edgecard connectors also have a reputation for strength and stability. For example, the .100 x .200 and .125 x .250 HW Series, with its low insertion and high normal force is known industry-wide for ruggedness, for performing well even when subjected to abuse. That's why we've sold over

2,000,000 HW connectors per year for the last decade.

Nor have we forgotten about keeping costs down, so we offer selective plating on all commercial connectors, and now we've expanded our low-cost versatility with an economy edgecard series in grids of .125 x .250 (HRK), .156 x .140 (HCB) and .156 x .200 (HCA) in dip solder and solder eyelet terminations.

So if you want an edgecard connector, pick up a copy of your Winchester Electronics catalog and look at our variety!

All of our connectors are available off-the-shelf for immediate delivery from our world-wide

network of distributors, or call Lou Bencze at our East Coast Sales Department: (203) 274-8891. And now, for the convenience of our West Coast customers we also manufacture the new HCA and HCB Series connectors at Winchester Electronics/USECO Division, Van Nuys, California. Call Gene Bottoms at (213) 786-9381.



**WINCHESTER ELECTRONICS**

Litton

**Yes, send me Your Printed Circuit Connector Catalog.** Fill in & mail to:  
Sales Department, Winchester Electronics,  
Main Street & Hillside Ave., Oakville, CT 06778

Your Name \_\_\_\_\_  
Your Company \_\_\_\_\_  
Address \_\_\_\_\_  
Zip \_\_\_\_\_

# Program into your bookshelf the ...and retrieve them instantly

**As easy to read as any professional publication in electronics**

## Sample Listing

① **Jones, John J**  
② Chmn & CEO, Microprocessor Div of Computers Inc, 1023 W Warner Ave, Dayton, OH 45479, Tel (513) 555-2000. ③ **Born:** Mar 26, 1926, Philadelphia, PA. ④ **Education:** MBA, Harvard Business School, 1950; BSEE, Univ of Ill., 1946; PhD (Hon), Yale Univ, 1977. ⑤ **Professional Experience:** Natl Bur of Standards, 1956-74, Adm Eng; Litton Ind, 1954-56, Sr Eng; NCR Corp, 1950-54, Eng. ⑥ **Directorships:** Computers Inc since 1975. ⑦ **Organizations:** IEEE since 1946, Sec Head 1972-73; AAAS since 1971; Midwest Ind Mgt Assn since 1974. ⑧ **Awards:** Fellow, IEEE, 1977; Public Service Award, City of Dayton, 1976. ⑨ **Patents Held:** 8 in computer circuits, incl Special Circuit for Microcomputer Chip Design 1975. ⑩ **Achievements:** founded Microprocessor Inc 1974; project manager on first application of microprocessors for standard interfaces 1975. ⑪ **Books:** 4 incl *Small Circuits and Their Applications* (editor), McGraw-Hill, New York, 1975. ⑫ **Personal:** married 1950 to Mary (Smith), children John Jr, Jane Anne, Kevin. ⑬ **Residence:** 344 W 34th St, Dayton, OH 45403, Tel (513) 555-4343.

- ① Name
- ② Current title/organization/address/phone
- ③ Date, place of birth
- ④ Degrees earned/institutions/dates
- ⑤ Previous affiliations/dates/highest positions
- ⑥ Current directorships/starting dates
- ⑦ Current organization membership/starting dates/highest offices/dates
- ⑧ Honors, awards, prizes/granting group/dates
- ⑨ Fields of patents/key patents/dates
- ⑩ Noteworthy products, designs, accomplishments/dates
- ⑪ Published book titles/publishers/dates
- ⑫ Personal data
- ⑬

## Unique Convenience Feature *Index of biographees by affiliation.*

A special 80-page index lists individual organizations, complete with the names and titles of top employees. By looking up the names in the general biography listing, you can get a complete profile of the organization's top management in a matter of minutes. **Plus** an easy-access listing of independent consultants in every electronics specialty.

## Contents

Preface  
Key to Information in the Biographies  
Table of Abbreviations  
Alphabetical Practices  
Biographies  
Index of Biographees by Affiliation



# biographies of 5,240 of your colleagues... any time you choose!

## Profiles the Top Management of Major Electronics Firms throughout the World —and more

McGraw-Hill's


### Leaders in Electronics

Prepared by the Staff of  
Electronics Magazine

651 pages

This is the only reference devoted solely to biographies of the most influential people in electronics. Worldwide in scope, it focuses on 5,240 individuals: executives... technical managers... designers and developers of important products and processes... government and military officials... academics... editors and publishers... securities analysts... directors of trade and professional groups... and consultants.

With LEADERS IN ELECTRONICS on your bookshelf, you no longer have to search through many different sources for biographical data on your colleagues. What's more, you don't have to strain your eyes reading minuscule type, nor do you have to waste valuable time trying to decipher seemingly endless paragraphs of abbreviations. Boldface type spotlights the various information categories so that you can scan entries rapidly to pinpoint what you need.



**Order today using this coupon!**

Return coupon to:  
Leaders in Electronics  
P.O. Box 669  
Hightstown, New Jersey 08520  
(609) 448-1700, ext. 5494



Send me \_\_\_\_\_ copy (copies) of Leaders in Electronics on a 10-day money-back guarantee. I understand that if I am not absolutely satisfied, I may return the book(s) within ten days at no further obligation. Otherwise, McGraw-Hill will bill me \$39.50 for each copy, plus applicable sales tax, shipping and handling charges.

Name \_\_\_\_\_  
Title \_\_\_\_\_  
Company \_\_\_\_\_  
Address \_\_\_\_\_  
City \_\_\_\_\_ State \_\_\_\_\_ Zip \_\_\_\_\_

**SAVE MONEY!** Enclose payment in full, plus local sales tax, and McGraw-Hill pays all regular shipping and handling charges. Ten-day money-back guarantee still applies.

Check enclosed  Bill me  Bill my company Company purchase order # \_\_\_\_\_

This offer subject to acceptance by McGraw-Hill.

EL2

# Now, a dual variable op amp that doesn't need extra devices for extended linearity.


Simply add 5 resistors to the circuit with the new RCA 3280 dual variable op amp and you get the same extended linearity (right) as with the more complicated circuit.

Costs are down, too. Because the 3280 is a dual, your "per device" costs are reduced about 25 percent over our previous 3080 design.

Other important features include low input offset voltage. (One fourth

as much as previous designs.) And much lower noise which extends the range of applications by allowing operation with low input signals.

The new CA3280 also has a wide dynamic input voltage range, from 5mV to greater than 10 V.


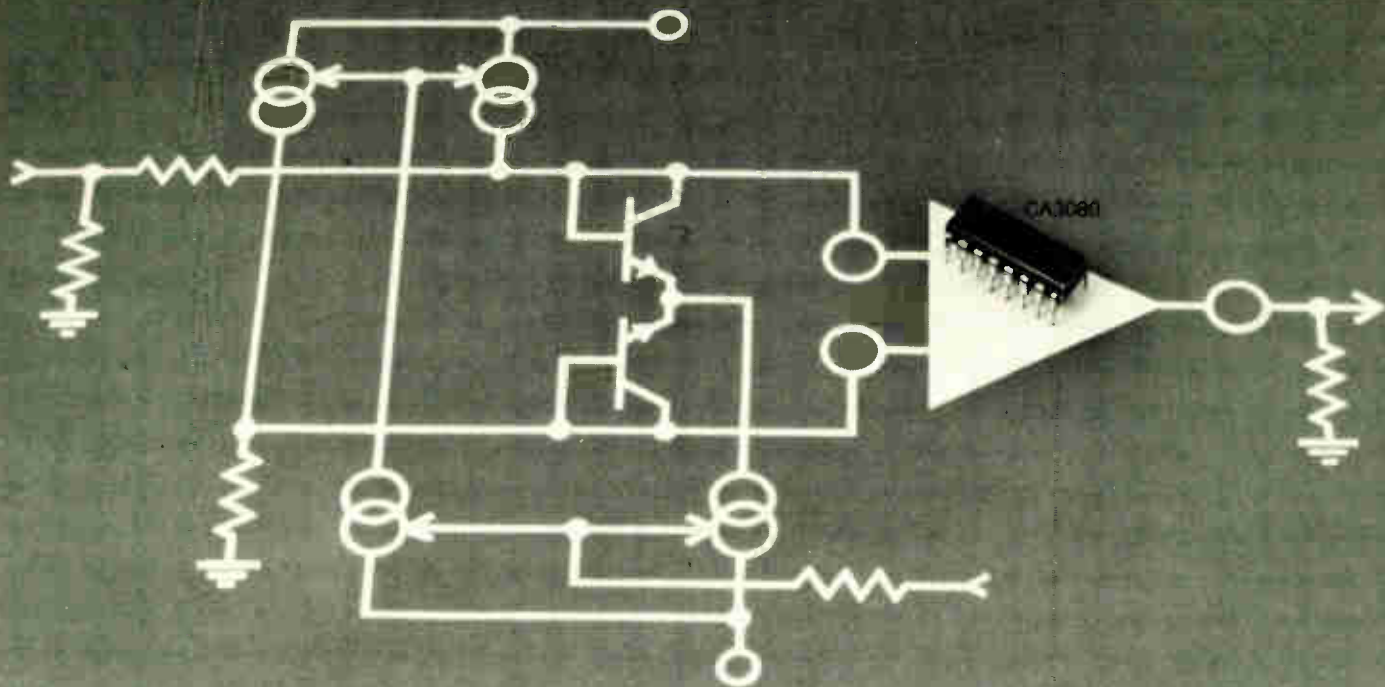


And a low offset voltage drift. Produced with the Gold CHIP process, the CA3280 is in stock and ready for immediate delivery.

Price for 1000 and up is \$0.89 (optional with distributors).

For more information, contact your local RCA Solid State Distributor.

Or contact RCA Solid State headquarters in Somerville, New Jersey, Brussels, Belgium, Tokyo, Japan.



Circle 68 on reader service card

World Radio History

**RCA**

## International newsletter

---

### Japanese develop speech synthesizer on a chip . . .

The Musashino Electrical Communication Laboratory of Nippon Telegraph and Telephone Public Corp. has developed a single-chip speech synthesizer. The large-scale integrated circuit is designed to work with the lab's Parcor technique—so-called because it codes and decodes a speech signal using partial autocorrelation coefficients. This method is used in linear predictive coding schemes [*Electronics*, Aug. 31, 1978, p. 109]. The Parcor technique **analyzes human speech and codes it into sound-source (the vocal chords) and filter (the roof of the mouth) parameters.**

The synthesizer contains 3,500-gate logic circuits, a 350-bit random-access memory, and a 2,240-bit read-only memory on a 3.65-by-3.7-mm chip. The speech signal is synthesized every 125  $\mu$ s in pulse-code-modulated form by operating the sound-source and filter parameters in a digital filter constructed with a 16-bit parallel multiplier and a 16-bit adder-subtractor. The chip, which needs a clock frequency of 1.28 MHz, is fabricated using the lab's enhancement-diffusion n-MOS technology.

### . . . and normally-off GaAs MES FET that propagates in 77 ps

In a different area, the lab has come up with what it claims is the fastest normally-off gallium-arsenide MES FET. The metal-semiconductor field-effect transistor, intended for high-speed logic integrated circuits, has a **propagation delay of 77 ps and dissipates 977  $\mu$ W at room temperature.** At 77 K, the device propagates in 51 ps and dissipates 1.9 mW. The lab was able to achieve this performance partly by controlling the uniformity of the material deposited in the active layer through a combination of anodic oxidation and etching.

### Europe to have own communications satellites by 1980s

It looks as if the European Communications Satellite (ECS) system will start up in the early 1980s. Contracts covering the first decade of ECS operation were signed in mid-May by the European Space Agency (ESA) and Interim Eutelsat, the 17-nation consortium of telecommunications administrations. The former will handle the building of the satellites, and the latter will operate them and the associated ground stations. The first ECS is scheduled for a late-1981 launching, with a backup to follow 10 months later. Both will be built by the 14-firm MESH consortium headed by the British Aerospace Dynamics Group. **Along with 12,000 telephone circuits, each satellite will have the capacity for two television channels** intended for the Eurovision service of the European Broadcasting Union.

### 8-hour video cassette recorder from Europe to upstage Japanese?

Dutch electronics giant NV Philips Gloeilampenfabrieken hopes to outdistance Japanese competitors with a new video cassette recording system with 8-hour playing time, to be shown at next August's international radio and TV, exhibition, the Funkausstellung, in West Berlin. The system, called the V2000, was developed with West Germany's Grundig AG, which is expected to market its own version. Philips says it **will have the machines on sale next year** and will shift production to a new 750,000-unit-a-year plant near Vienna to be ready in early 1981. W. G. Maeyer, associate director of Philips' Main Industry Group—Video in Eindhoven, says the company will continue production of its present system, the VCR N1700, as a less expensive model retailing at about \$250 below the V2000's proposed price of \$1,250. Japanese firms at the Funkausstellung are expected to show playing times of up to 6 hours. Philips says it will sell the V2000 in the U. S. and Japan, as well as in Europe.



## **Siemens starts marketing its first personal computer**

Anticipating sharply rising sales of personal computers in West Germany and elsewhere in Europe, Siemens AG has entered the contest for market shares with its PC100. Built around a 6502 central processing unit from Rockwell International Corp., the system has a capacity of 4 kilobytes of random-access memory and an 8-kilobyte read-only memory for the monitor program. Much like Rockwell's AIM 65 microcomputer on a board (but not a copy of it), the \$1,000 computer, with a typewriter-like keyboard, a 20-character alphanumeric light-emitting-diode display, and a 120-line-per-minute thermal printer, **can be programmed to handle mathematical and scientific tasks, as well as simple jobs like storing phone numbers, appointment dates, and addresses.** In preparation is a video interface module that will permit black-and-white graphic representations on a TV screen.

The personal computer market is still in its embryonic stage in West Germany. But company analysts expect it to grow by leaps and bounds—increasing from 1,000 units expected to be sold this year to 3,000 next year and then to about 10,000 in 1982.


## **Racal ULA packs in equivalent of 880 gates**

Racal Microelectronic Systems Ltd. is launching an uncommitted logic array (ULA) design service. The basis of the service is a complementary-MOS logic array having the equivalent of 880 gates and an 8-MHz clock speed and using a 3- to 5-v power supply. **The array needs only a single metalization to be customized.** Racal buys prediffused wafer slices from a North American supplier and completes final-layer metalization, packaging, and testing at its Reading headquarters. An advanced plasma-etched, ion-implantation process allows the use of 5- $\mu\text{m}$  geometries, compared with 7 to 12  $\mu\text{m}$  for most C-MOS processes. Use of silicon gates also permits high circuit densities and the formation of six polysilicon conductors within each cell during wafer fabrication—a technique patented by Racal—thus providing three interconnection layers while avoiding the problems of double-layer metalization. Racal claims very high chip utilization through the use both of horizontal, vertical, and even diagonal interconnection tracks and of a patented cell topology that is symmetrical about two axes. Two uncommitted logic arrays a 224-cell and a 440-cell device each with four transistor pairs per cell, are now being offered in packages of up to 40 pins. Racal is also offering an alternative cell design service and a related hybrid design service.

## **16 Intelligent stations encircle NEC terminal**

Nippon Electric Co. is marketing for August delivery a new computer terminal with up to 16 intelligent work stations, each with its own program and **capable of displaying up to 2,000 characters or 120 different kinds of Japanese characters (kanji) at a speed of 1 megabit per second.** Every station has its own microprocessor control unit. The central terminal can have from 32 to 96 kilobytes of memory and comes in two configurations: one a stand-alone type with two floppy disks that will support up to 8 work stations, the other a cluster type with a 15- to 30-megabyte disk that will support up to 16 work stations. The purchase price for the basic stand-alone system is about \$16,000; for the basic cluster type, it is approximately \$53,000.

# Nikon



**Examine the  
Nikon Model 6  
comparison  
microscope  
yourself.**

**Then decide.**

Spend some time with this truly remarkable instrument for mask inspection and measurement. It's an eye opener. The heart of the Nikon Model 6 comparison microscope consists of two high-resolution ULTRA-MICRO NIKKOR lenses. A relay lens allows convenient changes in magnification from 200X-800X without image shift. Masks up to 152.7mm square (6"x6") can be measured with an accuracy of  $\pm 0.7\mu\text{m}$ .

Designed and developed by Nikon research, the Model 6 comparison microscope is just one of a new generation of Nikon instruments serving the specific needs of the IC industry.

For information on how you can examine this remarkable instrument at our showroom, telephone or write Nikon IC Instrument Division, 623 Stewart Avenue, Garden City, NY 11530, (516) 222-0200 or 501 Folsom St., San Francisco, CA 94015, (415) 362-7484.

**Look to *Nikon***

Circle 71 on reader service card

**your ultra precision resistors**  
**will also be ultra stable** if you profit from our  
**advanced technology**



our unique **niRO CER**® processes \*  
**give you extra advantages**

\* Worldwide Patents

CHIP TECHNOLOGY. METAL FOIL ON ALUMINA SUBSTRATE  
 TOLERANCES : up to  $\pm 0.005\%$   
 TYPICAL TEMPERATURE COEFFICIENT  $\pm 1$  ppm/°C between 0°C and + 60°C  
 T.C. TRACKING AVAILABLE TO : 0.5 ppm/°C  
 STABILITY : 25 ppm/year or 50 ppm/3 years  
 CLIMATIC CATEGORY : - 55°C/+ 175°C/56 days

**CONFORM TO MIL-R-55182/9**

**RCK 02/RCK 02 A**

Dimensions  
 8 x 7.5 x 2.5 mm  
 0.33 W at 125°C  
 2.5Ω to 150 kΩ

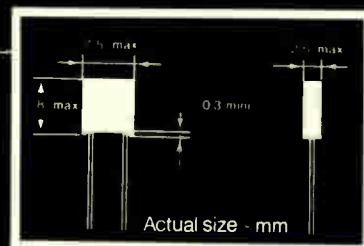
**RCK 04**

Dimensions  
 10.5 x 15 x 3.5 mm  
 0.6 W at 125°C  
 5Ω to 300 kΩ

**RCK 05**

Dimensions  
 10.5 x 22.6 x 3.5 mm  
 0.9 W at 125°C  
 7.5Ω to 450 kΩ

**MATCHED SETS AND CUSTOM NETWORKS**



**RESISTOR  
 RESEARCH**

CORPORATION  
 400 N. WASHINGTON STREET  
 FALLS CHURCH, VIRGINIA 22046  
 TELEPHONE : (703) 533-7646  
 TWX : (710) 831.0344



## High-radiance LEDs operate at 1.3 $\mu\text{m}$ for long-haul optic cable

by Kevin Smith, London bureau manager

Built with a microlens,  
the devices achieve  
a launch power approaching  
that of laser diodes

High-radiance light-emitting diodes have taken a back seat to solid-state laser diodes for long-distance fiber-optic communications systems. But for the latest generation of low-loss fibers, which operate at 1.3 micrometers instead of the 0.8- $\mu\text{m}$  wavelengths now used, they could provide the needed emitter source.

Losses of only 0.8 decibel/kilometer have been reported at wavelengths of 1.3  $\mu\text{m}$  in the latest pure-silica-based fibers, compared with 2 to 3 dB/km for fibers operating in the 0.8- $\mu\text{m}$  band. But work on 0.3- $\mu\text{m}$  emitters and detectors has generally lagged behind that on fibers.

Now Plessey Ltd.'s Allen Clark Research Centre in Caswell, Northants., is marketing an experimental double-heterostructure LED, designated type CXL011, with a 1.3- $\mu\text{m}$  emission wavelength. Expected in another six months is a p-i-n diode detector and field-effect-transistor preamplifier combination, the last constituent needed for a second-generation long-haul fiber-optic system that could in theory operate at 30 megabits per second for distances up to 100 kilometers without repeaters using the best reported fibers.

**Advantages.** George Gibbons, who heads the center's optoelectronics and microwave group, sees big pluses for LEDs over conventional laser diodes at these wavelengths. They have a proven operational life far in

excess of the equivalent laser diodes. They are also simpler to use and less temperature-sensitive.

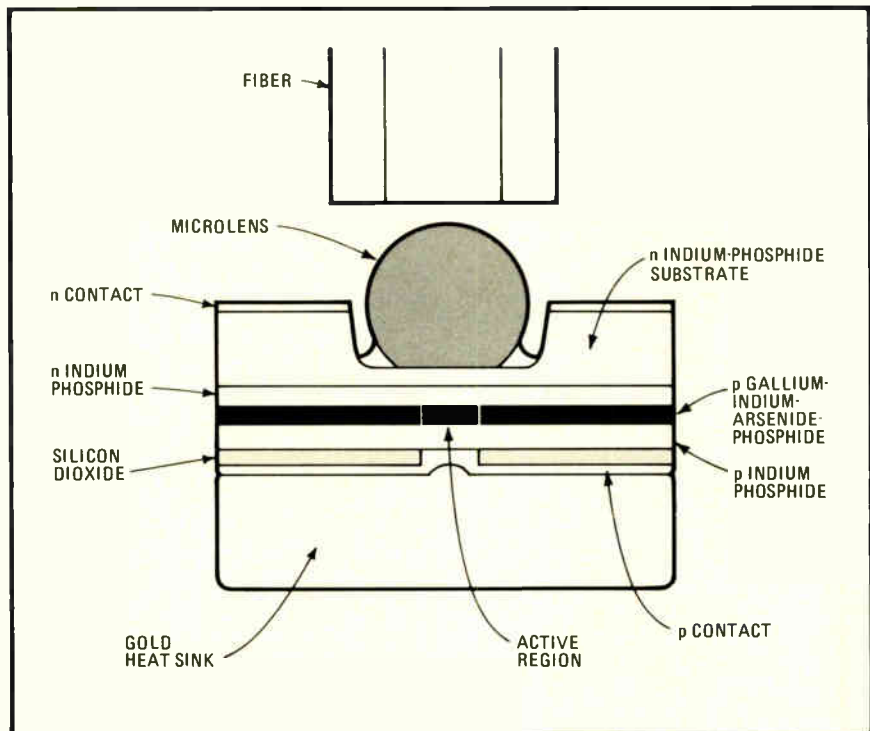
As backup, Gibbons says that basically similar high-radiance LEDs manufactured by the group have already clocked some 40,000 hours at 40°C since May 4, 1974. Furthermore, accelerated life tests indicate that the technology can comfortably achieve lifetimes of 10<sup>6</sup> hours.

Two problems have so far restricted LEDs to short-link applications. One, Gibbons says, "is the amount of power you can launch into a fiber from an LED. Lasers solve this problem by confining the lasing region to a narrow 2- to 3- $\mu\text{m}$ -wide stripe that

can be axially coupled into the fiber with high efficiency."

To achieve an equivalent degree of coupling, Plessey has perfected a microlens technology that it routinely uses on its high-radiance LEDs. As a result, Gibbons says, "we are coupling into our fibers almost the same power as the Japanese couple with their lasers."

The highest launch power of 206 microwatts was obtained from a lensed 18- $\mu\text{m}$ -diameter device operating at 100 milliamperes dc. The best devices had an overall power conversion efficiency of about 0.4% when lens-coupled to a fiber with a 85- $\mu\text{m}$  core and 0.16 numerical-



**Microfocused.** Spherical microlens enables Plessey's high-radiance light-emitting diode to couple into a fiber with a launched power close to that of laser diodes.

aperture step index. This efficiency corresponds to a launch power of 100 milliwatts at 25 mA dc.

The second problem is that a LED, unlike a laser diode, is not a monochromatic light source. Therefore dispersion, or differences in wave velocity, can cause distortions like pulse spreading, which limits the operational bandwidth. The CXL-011, for example, has a spectral line width of 110 nanometers, compared with 2 angstroms for a laser diode.

Fortunately, 1.3  $\mu\text{m}$  is close to the wavelength at which dispersion in the glass is at a minimum. Says Bob Goodfellow, who developed Plessey's LED technology, "There is a saddle point in the refractive-index/wavelength curve at 1.3  $\mu\text{m}$ , so the refractive index of the fiber is in effect constant for all frequency lines in the LED spectrum." Since the wave-propagation velocity is proportional to the refractive index, all line emissions take the same time to traverse the fiber.

**Structure.** Consequently, the bandwidth can be very large and will be limited only by multimode dispersion. The devices use the etched-well, layer-down, small-emission-area structure previously adopted for Plessey's high-radiance gallium-arsenide LEDs [*Electronics*, Dec. 23, 1976, p. 47 or 5E]. The 40- $\mu\text{m}$  emission area of the gallium-indium-arsenide-phosphide and indium-phosphide layers allows for good coupling of LED and fiber and also permits efficient cooling and operation at high current densities.

The gain achieved by using a microlens is close to the ratio of the fiber core area to the emitting area—gains of between 13 and 18 have been obtained. But Plessey's first standard devices will be without lenses, since each has to be exactly matched to the fiber being used and the output from the lensless LED is adequate for characterization.

The Plessey lenses are 50- to 150- $\mu\text{m}$ -diameter spheres of titanium-silica glass. Plessey grades the spheres to match different fibers and polishes one side flat. The degree of truncation is determined by computer to optimize coupling.

Although Plessey is putting its money on LEDs for early fiber-optic systems, the group is not neglecting laser diodes, and also on offer is a 1.3- $\mu\text{m}$ -wavelength GaInAs-InP de-

vice, type CB010. It operates under short pulse conditions at a 1% duty cycle at power levels up to 5 milliwatts peak and can be used to characterize optical fibers.

## West Germany

### Computerized phone information system responds by voice to dialed inputs

For all their interest in pyramids and obelisks, none of the pharaohs could have imagined the kind of memorial created for them by a group of communications engineers at Siemens AG. The German acronym for their "phone number information service with voice output and computer search" is Ramses.

As the full term indicates, Ramses marries computer and communications technology into a directory system that stores telephone numbers and speaks the number wanted by the caller. It thus takes the place of the operators usually called by dialing Information. Since the Ramses directory is always accessible, waiting for a free operator is a thing of the past.

**Ready.** As far as the Munich-based electronics giant is concerned, the system is ready to go into service. The hardware—the computer, its peripherals, and the voice-output equipment—is available off the shelf, as it is already being used in other of Siemens' data-processing and communications systems.

The company is hoping that the Bundespost, the government agency that runs West Germany's public communications services, will start trying out Ramses on a regional basis this year. For the Bundespost, the advantage of the automated directory would of course be a savings in personnel.

At the heart of the system is a Siemens model 7.750 computer, the kind the company uses in its EWS electronic telephone switching system. The computer stores in its data bank the phone numbers of all subscribers in a particular region. In addition, the bank contains data on

the subscriber's town of residence, his or her last and first name, the street on which he or she lives, and the house number.

Accessing the computer to obtain a certain number is simple and requires no special handset—both disk-dial and push-button types will do. Assigned to each digit between 0 and 9 are two or three letters, so that all letters in the alphabet are available to the user.

**Input.** To obtain the wanted number, the user simply dials or keys in the first three letters each of the subscriber's town, his or her last name and first name, and the street, plus the digits for the house number. The computer looks up the phone number, using this alphanumeric information, and gives it to the caller in synthetic speech implemented by a Siemens voice encoder.

For a small town, the first three letters of just the town, the last name, and the first name, are often enough information for the computer to identify the wanted party and the phone number. Only if several subscribers in a particular locality have the same last and first names, which frequently occurs in large cities, does the computer need more data. If it still cannot find the party, it connects the caller to the regular operator.

The Ramses directory has a display terminal and keyboard, both also of Siemens design, that serve for putting the subscriber data into the computer's data bank. The units also allow erasing or changing the data. Thus, in contrast to telephone books, Ramses can always be up to date.

The voice output is assembled from the stored words for "zero"

# THE COOL ONE DOES EVERYTHING THE 2147 RAM DOES BUT ON 1/5TH THE POWER!



## OUR 6147 IS A SURE THING.

The Cool One is the industry standard HM6147LP. This high-speed static CMOS RAM offers total function compatibility with the standard 2147, 4K x 1, 18 pin RAM, but with one very important advantage... it operates on one-fifth the power. Just 75mW active and 10 $\mu$ W standby to be exact. It runs cooler to let your system run cooler.

You get direct TTL compatibility in all areas. Including input, output and operation on a single +5V power

supply. Cycle times equal access times—55ns/70ns maximum. Plus automatic power down and completely static operation.

The Cool One, the HM6147, is ready for immediate delivery in either plastic or ceramic package. If low-power consumption is one of your system needs... invest in a sure thing. Call us and start cutting your cooling and power supply costs today.

For further information call, (312) 593-7660



### HITACHI. The sure thing.

Electronic Devices Sales and Service Division

707 W. Algonquin Road, Arlington Heights, IL 60005 (312) 593-7660 • TLX: 20-6825

#### Representatives:

AL, Tech. Mktg. Assoc., (205) 883-7893  
CA, Irvine, Bestronics, (714) 979-9910  
Culver City, Bestronics, (213) 870-9191  
San Diego, Littlefield & Smith,  
(714) 455-0055  
Sunnyvale, Quadrep, (408) 733-7300  
CO, Parker Webster Co., (303) 751-2600  
FL, Orlando, TMA, (305) 857-3760  
Pompano, TMA, (305) 942-0774  
IA, PMA Corp., (319) 362-9177  
IL, Sumer, (312) 991-8500

IN, ES&E, (317) 849-4260  
KS, PMA Corp. (913) 381-0004  
PMA Corp., (316) 684-4141  
MA, TSI, (617) 862-1306  
MD, Rob't Elect. Sales, (301) 766-6374  
MI, O-M Sales, (313) 973-9450  
MN, Northport Eng., (612) 854-5556  
MO, PMA Corp., (314) 569-1220  
NJ, ABC Elect., (201) 568-2354

NY, S.F. Foster, (315) 637-5427  
S.F. Foster, (716) 265-2072  
ABC Elect., (516) 747-6610  
ABC Elect., (914) 769-8808  
OH, Bear Mktg. (216) 659-3131  
PA, Campbell Assoc., (215) 322-6630  
TX, Delta Comp., (214) 358-4288  
Delta Comp., (713) 783-6848  
UT, Parker Webster Co., (801) 487-5911  
WI, Sumer, (414) 259-9060  
Canada: Ontario, RFQ, Ltd., (416) 626-1445  
Quebec, RFQ, Ltd. (514) 694-5724

Stocking Distributors: Bell • Future • Jaco • Marshall • Time





# 25 MHz or 100 MHz? What Makes the Difference?

At Philips it's bandwidth and bandwidth alone. All of the most important standard features on our 100MHz scope are standard on our 25MHz. In fact we often talk 100MHz-customers into buying our 25MHz scope because they need our standard features, not our expanded bandwidth-which costs a mere \$1,000 extra.

Aside from costing \$1,000 less, the Philips PM3214 25MHz/2mV dual trace alternate time base scope gives you more for your money than any other 25MHz scope on the market.

Although its vertical bandwidth is 25MHz, it typically triggers to 40MHz or more. And it does so in the quick, convenient Auto mode.

When this Auto button is depressed the trigger level is automa-

tically held within peak to peak amplitude of the signal. If there's no signal a zero line is displayed. Triggering is instant and unambiguous for a wide variety of measurement conditions. For phase measurements the level can still be adjusted between the extremes of the signal amplitude. TV trigger is also fully automatic.

Fully calibrated delayed sweep shows the PM3214's comprehensive time base facilities. There is independent triggering for each time base, separate source selection and DC coupling for both sweeps, plus an

alternate time base mode. Good reasons the PM3214 can take the place of larger, more expensive scopes in the lab or field.

Priced at under \$1500\*, the Philips PM3214 gives you more for your money-and no more than you need.



**For More Facts or a Convincing  
Hands-On Demonstration,**  
use our toll-free number, (800) 631-7172 in the  
continental U.S. In New Jersey, please call collect,  
(201) 529-3800. Or contact Philips Test & Measuring  
Instruments, Inc., 85 McKee Drive, Mahwah,  
New Jersey 07430.

\*U.S. Domestic Price Only.



Test & Measuring  
Instruments

## PHILIPS

the BPO has decided to standardize on three main types: large, for traffic initially up to 6,000 erlangs (an erlang is the average number of simultaneous calls during a given period) but capable of upgrading to 20,000; small, up to 1,000 erlangs; and very small, up to 60 erlangs. These are built around the same kinds of modules with one major exception—the processors are different for large and small exchanges.

**In control.** Large exchanges are controlled by multiprocessor units. Each one contains several central processing units, each with access to a central memory for program and data. This common memory is broken up into independent modules of 64,000 words. The units also use Intel 8085 and 8086 and General Instrument 1650 microprocessors, and the next-generation version will in fact be a microprocessor ring.

Although the overall system design allows for controllers incorporating up to 12 CPUs, the initial systems will have half that number. That limits throughput to about 160,000 call attempts.

For smaller exchanges, control is handled by a simplified unit, a boiled-down version of the full-scale multiprocessor. But the operating program and the system interfaces are similar, so that a large controller can take over the functions of a small one if need be.

**Parts.** In both large and small controllers, as well as throughout, the BPO says it is placing the emphasis on commercially available components. Custom large-scale integrated circuits, however, implement the codecs in digital switches, the multifrequency digital receivers, and the digital line-termination units.

Working with the BPO on System X are its three major suppliers: GEC Telecommunications Ltd., Plessey Telecommunications Ltd., and Standard Telephones & Cables Ltd., an ITT subsidiary. They have been involved in the project since the earliest planning, in 1975.

One of the first objectives was agreement on a set of standards, so that modules produced by different companies would be operationally

identical and entirely compatible. The use of computer-aided design and manufacturing techniques wherever possible, together with the creation of a single manufacturing data base, is one way the BPO believes it can ensure conformity to standards and at the same time permit standards to be updated as technological evolution warrants.

Substantive development work for System X began in 1977, and the three manufacturers are now testing prototypes of the first modules. They have also begun producing equipment for post office trials. Actual production begins next year, with the first exchanges to go into service in

1981. Forty-five exchanges have been ordered to date [*Electronics*, April 13, 1978, p. 65].

The BPO is giving top priority to production of digital trunk and tandem exchanges—about 15% of the country's transmission network will be digital by 1982. Next will come the local and regional management centers.

The BPO's Harris says the goal is to have production designs for the entire system ready in 1983 and to have the system in place in all of Britain's major cities by the mid-1980s. Rotary switches, though will not disappear entirely before the early 1990s. **-Kenneth Dreyfack**

## Around the world

### Matsushita chooses JVC home disk

Matsushita Electric Industrial Co. has decided to urge would-be video disk makers to adopt the video-audio high-density disk system (VHD) as developed by Victor Co. of Japan [*Electronics*, Oct. 26, 1978, p. 67]. Top executives of Matsushita admit that the electronics giant is giving up its own mechanical VISC system in favor of Victor's grooveless, capacitive-pickup VHD for consumer disks, but the method is still being studied for industrial applications. Matsushita's announcement was timed to coincide with the decision by Victor, which is 50.7% owned by Matsushita, to unveil its prototype VHD-based disk at the June consumer electronics show in Chicago.

The Matsushita-Victor deal became the first such agreement since 24 Japanese electronics and record producers and 5 foreign firms created the Digital Audio Disk Conference (DADC) last year. DADC has yet to reach an agreement about disk standardization, but it hopes to do so by year's end.

### An Israeli Bell System?

A Canadian company, Intel Consultants Ltd., has proposed the formation of a private corporation to manage Israel's telephone system, currently under control of the country's Ministry of Communications. Intel, based in Ottawa (and with no connection to Intel Corp. of Santa Clara, Calif.), says such a company could double the number of installations, eliminating the backlog of 200,000 phone orders. The proposal, made to deputy finance minister Yehezkel Flumin during his visit to Canada last month, suggests that all of Israel's telephone, telegraph, and telex services be turned over to the new company, to be called Israel Telecommunications Corp. The question of ownership is open.

### Regnecentralen trying to reorganize to stay afloat

Regnecentralen, Denmark's only manufacturer of computer equipment, says it is optimistic it can work out a reorganization plan by the end of May so that it can remain in business. The company ceased debt payments in late April to get a breathing space in which to work out its capital problems. One possibility being considered is to split it up into component parts. Regnecentralen, with 1977-78 sales of \$78 million but pretax profits of only \$2 million, turns out hardware and software for the Danish and export markets.

Lockheed Aircraft Corp., which has undertaken to introduce Regnecentralen's equipment for U. S. phone company information services, sent representatives to Copenhagen to help work out the problems. However, a reorganization plan is being worked on that would keep the ownership in Danish hands.



# Intel Marches On

**How we put military equipment manufacturers in command of the latest advances in microelectronics.**

**D**esigners of military and high reliability systems can depend on Intel for the latest in LSI technology. We deliver more advanced mil-spec microcomputers and semiconductor memory than anyone.

Here's our strategy. The fiercely competitive pressures of the industrial marketplace have driven us to push for higher and higher performance with greater and greater reliability. Last year alone Intel spent \$41 million on research and development. That investment strengthened our decade of leadership in microelectronics. And it enables us to keep our commitment of bringing the world's most advanced LSI microcircuits to the military.

## **JAN-approved 8080A: leading edge of military LSI**

Intel invented the microcomputer, and it's no surprise our 8080A was the first microprocessor to qualify for JAN approval and first for QPL Part I listing (M38510/42001 BQB). Now military designers can

also take advantage of Intel's M8085A, military version of the most powerful 8-bit microprocessor ever. Or design with our recently militarized



single-chip microcomputer, the M8048.

Intel also delivers the high performance memory you need for advanced military systems. A good example is our M2147, military equivalent of Intel's HMOS\* industry standard 4K static RAM. Another is our 16K M2716, the highest density military EPROM on the market.

## **Enlist our entire family**

Intel's military family gives designers a full range of state-of-the-art LSI solutions:

RAMs, EPROMs, bipolar PROMs, microcomputers and peripherals. All processed to full Level B requirements of MIL-STD-883B, Method 5004 and quality conformance procedures of Method 5005. And they're all backed by the support and development systems you'd expect from the largest supplier of LSI devices.

## **Building up for the future**

To expand your design capability even further, Intel is currently working with government agencies and military equipment manufacturers to upgrade more devices to military specifications. We stand ready to support your programs with additional JAN-approved components as slash sheets are issued.

For more information on Intel's complete family of military devices contact your local Intel distributor or write Intel Corporation, 3065 Bowers Avenue, Santa Clara, CA 95051. Or call (408) 987-8080.



Europe: Intel International, Brussels, Belgium. United States and Canadian distributors: Arrow Electronics, Alliance, Almac/Stroom, Component Specialties, Cramer, Hamilton/Avnet, Harvey, Industrial Components, Pioneer, Sheridan, Wyle/Elmar, Wyle/Liberty, L.A. Varah and Zentronics.

\*HMOS is a patented Intel process.





Everybody has his own idea of security. Like some people just can't feel safe about a DMM unless it's over-specified and over-priced. That's OK for them. But what about people like you, who know that buying more than what you need is a waste?

At Keithley, we think you should have a choice. We think you deserve the best possible DMM for your application at the lowest possible price. So that's how we design our DMMs—to match specific user need levels.

#### **You pay for only what you need.**

Of course, we'll be glad to sell you all the capabilities you want whether you need them or not. The important thing is that with Keithley the choice is all yours. We think a DMM on this page will show you exactly what we mean.

#### **The no-frills 178 offers high accuracy.**

This lab quality, 4½-digit DMM has 0.04% basic accuracy, measures DCV/ACV/Ω, is simple to use, offers 1200V input protection, has a 1400V common mode voltage tolerance and is available with a battery option.

Its 20,000-count display delivers a decade more resolution than comparably priced 3½'s. Price \$219.

# Buying too much DMM makes some people feel secure.

#### **The 191 outclasses its class.**

Our newly introduced 191 is a  $\mu$ computer-based, 5½-digit DMM. It offers 1 $\mu$ V sensitivity,  $\pm 200,000$  count resolution, 0.004% basic DC accuracy, 4 readings per second, non-linear digital filtering, pushbutton offset compensation and 2 or 4-terminal ohms measurement from 1m $\Omega$  to 20M $\Omega$  across 6 ranges.

It is a manual ranging bench DMM with DCV and ohms standard. ACV is optional. The  $\mu$ P design

## KEITHLEY

Keithley Instruments, Inc.  
28775 Aurora Road  
Cleveland, Ohio 44139  
(216) 248-0400  
Telex: 98-5469

All prices U.S.A. only.

makes possible a 12-month recalibration cycle—twice that of its nearest competitor. Price: \$499.

#### **The 179 is a full function DMM and a 4★ value.**

The 4½-digit 179 expands 178 capabilities with true RMS, 10 $\mu$ V sensitivity, 1kV protection on  $\Omega$ , DC & AC current to 2A. It is also available in a 20A version.

Battery operation and BCD output are optional. 179 Price: \$299. 179-20A Price: \$349.

#### **The 177 is total measurement capability.**

The most sensitive DMM in its price range, the 177 offers outstanding specifications on all functions with 1 $\mu$ V, 1nA, and 1m $\Omega$  sensitivity.

True RMS, 5-functions, 0.03% basic accuracy, analog output, optional BCD output or battery pack—the 177 is a first rate bench DMM. Price: \$399.

#### **The 172A and 173A offer added features and performance.**

Keithley's top-of-the line 4½'s offer 30,000 count display and auto or manual ranging on all functions including AC & DC current. Basic DC accuracy is 0.009%. Resistance capability spans seven ranges to 300M $\Omega$ . Both 2 or 4 terminal and Hi-Lo ohms are switch selectable. The 173A adds increased current capability to the 172A. Battery pack, BCD interface, and IEEE output are available on both models.

172A Price: \$545. 173A Price: \$675.

#### **We sell satisfaction.**

At Keithley we feel the best judge of what's best for your DMM application, is you. That's why we continue to expand our broad product line with a stream of first-quality, user-oriented DMMs.

When you look at all the price/performance options in the Keithley line of DMMs, we think you'll feel plenty secure.

To order the DMM of your choice or for information on any Keithley electronic measurement instrument, call (800) 321-0560. In Ohio, call (216) 248-0400. Telex: 98-5469.

Keithley Instruments, S.A.  
14, Av. Villardin  
CH-1009 Pully  
SWITZERLAND  
(021) 28-11-68  
Telex: (845) 25124

Keithley Instruments Ltd.  
1, Boulton Road  
GB-Reading, Berkshire RG2 0NL  
UNITED KINGDOM  
(0734) 86-12-87  
Telex: (851) 847047

Keithley Instruments, GmbH  
Heiglhofstrasse 5  
D-8000 München 70  
WEST GERMANY  
(089) 714-40-65  
Telex: (841) 5212160

Keithley Instruments SARL  
44, Rue Anatole France  
F-91121 Palaiseau Cedex  
FRANCE  
(01) 014-22-06  
Telex: (842) 204188



Circle #80 for literature

Circle #81 for demonstration





# Parallel testing keeps your memory traffic moving.



Your production line is probably spewing out a virtual river of memory devices: RAMs, ROMs, EPROMs up to 65K x 8 bits. Your test system can't be a bottleneck. It must pace the flow, not choke it.

Fairchild developed the Xincor 5581 Parallel Operation Memory Tester specifically to speed throughput and help reduce the cost of testing.

The 5581 is a high performance, functional and parametric memory tester. It can parallel test up to four 65K x 4 bit multiplexed address RAMs. And it's done with only two heads, each with two sockets or connectors for wafer probers or


device handlers. Thus, the 5581 combines the throughput of a 4-head tester with the mechanical simplicity of a 2-head system.

In its maximum configuration the 5581 will handle:

- 65K x 4 bit RAMs with multiplexed addresses, four at a time with two at each test head:
- 65K x 8 bit RAMs and 4K x 8 bit ROMs two at a time, one in each test head:
- 65K x 8 bit RAMs or 4K x 8 bit ROMs time sequential with a different device at each head.

On-the-fly timing edge control provides test accuracy and reproducibility for production testing of dynamic MOS and bipolar memories.

The 5581 can be used as a stand-alone tester or as a satellite to the Xincor III distributed test



system. As part of the Xincorn III test system, it can store, analyze and process vast amounts of test data or prepare schmoo plots, wafer maps, or trend graphs. You also get compiling and test program editing capabilities.

To really appreciate the accuracy and throughput speed of the 5581 you should see one in action. Since there are numerous systems already installed there's probably one close to you. We'll try to set up an appointment for you to see one. Just give us a call. Fairchild Test Systems Group, Xincorn Division, Fairchild Camera and Instrument Corp., 1725 Technology Drive, San Jose, Ca 95110

**FAIRCHILD** (408) 998-0123





**We've accepted  
of**




Connector design leadership doesn't just happen. It takes a lot of hard work and burning of midnight oil for results like Superribbon...the newest Cinch concept for universal interchangeable connector systems.

The new Superribbon Connector System significantly lowers installation and termination costs and opens the door for new ribbon contact connector applications in instrumentation, industrial equipment and data communications. Rack and panel, cable-to-cable, cable-to-chassis and PCB styles are part of the Superribbon Connector System.

Superribbon offers these new performance and cost cutting features: Instantaneous mating and locking of connectors. Hoods snap-lock into place, yet are easily removable. The cable clamp is an integral part of the connector. For center entry, the clamp is part of the hood. All of these time-saving assembly steps take place without separate hardware. Even panel mounting is easier—the connector simply snaps into panel-mounting clips.

We're the leaders in termination equipment. Field termination time is reduced to 4 minutes. Cinch semi-automatic tools terminate a 50-contact connector in less than 90 seconds.

The NEW Cinch is committed to meeting your connector challenge, too. Call your TRW Cinch Distributor or local sales office...all listed in EEM. TRW Cinch Connectors, A Division of TRW, Inc., 1501 Morse Avenue, Elk Grove Village, IL 60007 (312) 439-8800.




# the challenge leadership.

**TRW** CINCH CONNECTORS

Circle 85 on reader service card

# Expanding the parameters of press-fit technology



## New press-fit I.C. socket offers lower cost, higher density and cooler operation.

### Low Cost


Using a conventional precision screw machine contact, press-fit into the circuit board, this new socket is a major improvement over time-proven packaging methods. This innovative conversion to press-fit techniques greatly increases cost effectiveness by reducing need for external wiring and the elimination of soldering.

Characteristics of the new socket allow us to selectively plate a portion of the tails with significant savings in gold plating.

### High Density—Greater Design Freedom

The new socket stands rather high on the board (.190")—but with good reason.

The .062 pad now allows a trace to be run between contact holes for greater circuit density. This should allow a drop from a 3-wrap tail to a 2-wrap—or no tail at all. The 2-wrap offers about the same spacing as a conventional low profile socket with 3-wrap tail. Used in an Elfab Multi-Pac<sup>®</sup> system, you can get up to six planes of circuitry on a modular daughter board or backpanel. You eliminate the need for



complex and expensive multilayered boards.

### Cooler Operation

Since the socket stands up off the board, air flow aids in heat dissipation giving you much cooler operation giving you much cooler operating temperatures. This is especially significant with higher pin count IC's.

### Oriented Contact—both clip and contact tail.

Clip is so oriented that the four contact tines are in perfect alignment with the IC lead. Each tail is oriented square and parallel with the others to accept a mating connector when desired.

An Elfab exclusive!

For additional information contact:



# ELFAB

The Leader in Press-fit Technology

P. O. Box 34555 • Dallas, Texas 75234 • 214-233-3033

## Does DSA stand for better MOS?

Diffusion self-aligned process still being pursued in Japan  
for its speed and submicrometer channel lengths

by Raymond P. Capece, Solid State Editor

There is little doubt that U. S. semiconductor manufacturers keep glancing over their shoulders to see what the Japanese are up to. But despite their paranoiac watchfulness, the Americans could be overlooking an MOS technology that no fewer than four Japanese chip makers are actively engaged in developing.

Yutaka Hayashi, senior researcher and group leader at the Japanese government's Electrotechnical Laboratory in Tokyo, thinks they are. He is one of the early pioneers of the diffusion self-aligned MOS process, having written as early as 1969 on DSA MOS. In a nutshell, the DSA process can build fast MOS devices with tiny channel lengths—even less than 1 micrometer—without the lithography that ordinarily would be needed for such fine resolution. Yet, while Nippon Electric, Mitsubishi, Matsushita, and Sharp are developing fast static RAMs and DSA, only one U. S. chip maker is producing DSA-type devices—American Microsystems Inc., whose V-groove MOS process is a variation of the DSA structures that were proposed by Hayashi 10 years ago.

Channel length is a key speed-determining parameter of a MOS transistor. In a DSA device, it is fixed not by stringent lithography but by the more predictable process of diffusion. A look at DSA's checkered past will explain why interest in DSA MOS first waxed, then waned, and is now picking up again.

As far back as 1967, Signetics Corp. published a paper on a double-diffused MOS transistor that looked exactly like the DSA devices of today. Ironically, the Sunnyvale, Calif., company's goal was to build a

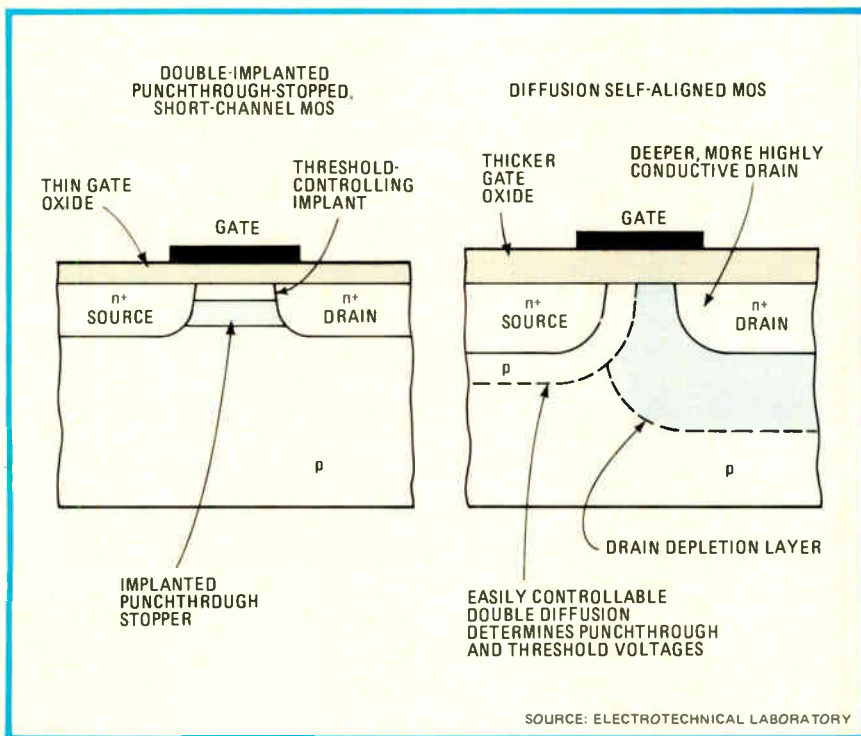
transistor with a high breakdown voltage—and no one recognized that the first short-channel MOS structure had been proposed.

Over the next few years, additional work was done on the DSA process by Signetics, but it was all directed at high-speed discrete devices, not integrated circuits. At the same time, Hayashi and others working under a grant at the Electrotechnical Lab were researching several different DSA processes, including a V-groove approach. Nippon Electric and Mitsubishi picked up on the technology and began their own development. Japanese curiosity was piqued; still, the U. S. seemed unin-

terested in the DSA process.

Paul Richman, the innovative president of Standard Microsystems Corp., a Hauppauge, N. Y., MOS manufacturer, had taken note of the Signetics paper. "In 1973, the diffusion self-aligned process had appeal because it meant channel lengths of 1 micrometer could be built with 5- $\mu$ m lithography equipment, which was the best available in those days," he notes.

Richard Pashley, Intel Corp.'s static RAM design manager, says he worked on a similar process called D-MOS several years ago. He agrees with Richman that the window for diffusion-type aligning has passed



**DSA vs H-MOS.** Diffusion self-aligned MOS transistors show advantages over standard MOS at submicrometer dimensions, where thin-oxide and punchthrough problems arise.



## Probing the news

and sees a further serious drawback: "There's a huge Miller [effect] capacitance that slows the device down," he says, "and that can't be overcome."

Still, Richman concedes that DSA devices have other advantages, like higher breakdown voltage and punchthrough voltage than standard n-channel devices. Moreover, DSA could get equivalent performance with a much thicker gate oxide than standard n-MOS and thus a better yield. But the DSA process had certain kinks that, in Hayashi's words, "scared engineers away."

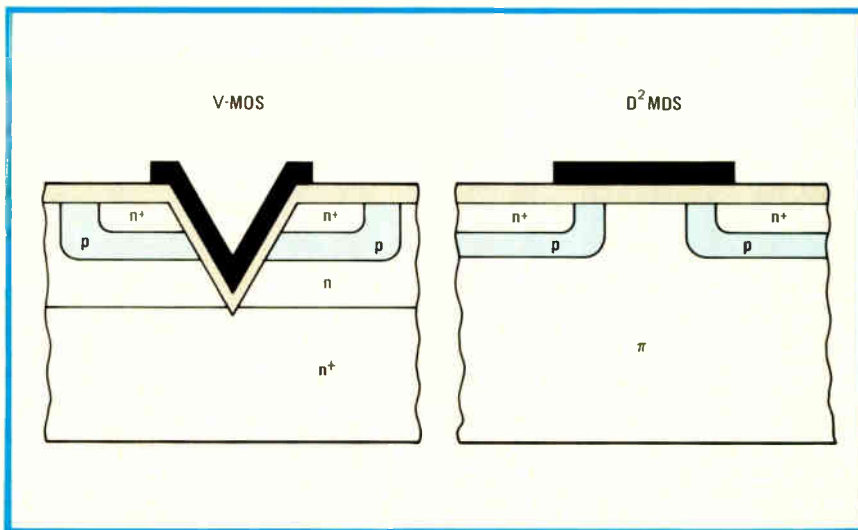
"First of all," Hayashi explains, "the devices are asymmetrical, and engineers prefer working with symmetrical MOS transistors," in which the drain and source electrodes are interchangeable and give the designers more freedom. He adds that while there is a symmetrical variant of the DSA device (nicknamed D<sup>2</sup>MOS) that is even easier to build than the asymmetrical version, it performs less admirably in terms of transconductance and breakdown and punchthrough voltage—"but still better than H-MOS," he says.

Diffusion itself hurt DSA-MOS's image, Hayashi says. "The process people just look at it as more steps," but he points out that just isn't so. "H-MOS requires three ion implants, and the DSA process takes no more than that," he maintains.

**Good listener.** But someone had paid heed to what Hayashi said. During the time he spent at Stanford University, Hayashi befriended a fellow graduate student, T. J. Rodgers, who pitched a form of DSA he called V-MOS to AMI and is rapidly proving the commercial viability of a technology looked upon as unorthodox by competitive chip makers.

Rodgers had looked into planar DSA, and saw merit in using 5- $\mu$ m lithography to get a 1- $\mu$ m device—but the result was what Rodgers calls a "poor man's 1- $\mu$ m FET." "It had the drawbacks of a 5- $\mu$ m device in many respects, like high input capacitance," he explains. So he pursued the nonplanar V-MOS.

In Hayashi's opinion, Rodgers has chosen the toughest form of DSA. "In



**Other DSA.** American Microsystems' V-MOS is a spinoff of planar DSA, faster and denser but tougher to make. Symmetrical variant D<sup>2</sup>MOS is easiest to build but sacrifices performance.

all probability, the yield of V-MOS will be less than any other DSA process," he says, "but it is also the one with the highest density and performance."

Like most American semiconductor manufacturers, the Japanese treat V-MOS like a plague; all their efforts are concentrated on planar DSA processes. The reason: the scariness of that groove, which requires anisotropic etching and growth of oxide and metal or polysilicon on its sloping walls.

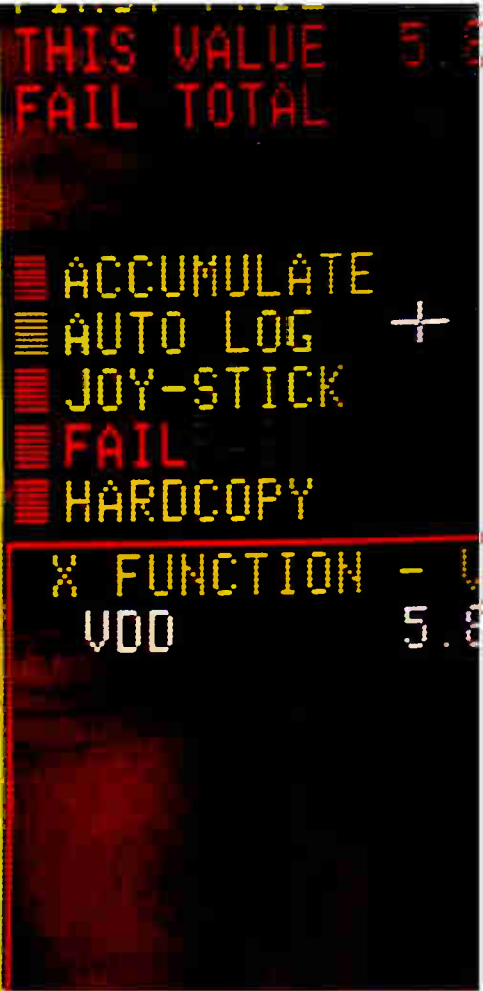
But it must be noted that even the Japanese companies disagree about the present performance advantage of DSA MOS over an H-MOS—variety technology. At Nippon Electric, for example, 1-K static RAMs with typical access times of 10 nanoseconds have been built using DSA—but high-performance MOS has yielded the same device with a 15-ns access. "The gain of the DSA and H-MOS devices is about the same," says Hirohiko Yamamoto, manager of the fundamental technology section in the production engineering department of NEC's IC division in Kanagawa, Japan, "but right now H-MOS is looking better because of difficulty in threshold control of the DSA devices."

The mixed feelings derive from comparisons of today's processes, but the Japanese still see DSA in a long-term light. And that is precisely the point Hayashi wants to make. Having had to abandon work on DSA when his government grant ran out,

Hayashi never saw his developments carried to the point where he really expects DSA to take off—in submicrometer-channel-length devices. "Which is easier to make?" he asks, referring to the figure on page 87, "—a short-channel MOS device with a 50-angstrom gate oxide, or a DSA device with a 200-angstrom oxide?" Hayashi had managed to characterize such a device with a 0.2- $\mu$ m effective channel length and 200-angstrom gate oxide. Its advantages over a super-scaled H-MOS device of equivalent performance include:

- Higher drain breakdown voltage—the device can support a 10-volt supply.
- Thicker gate oxide, and hence better yield.
- Less sensitivity overall to variations in gate length.
- Higher conductance, or drive current capability.
- Less short-channel effect on threshold voltage.

American Microsystems' Rodgers concedes that at 1- $\mu$ m lithography and smaller, DSA clearly holds a trump card: much higher punchthrough voltage. But he sees also a major manufacturing concern—control of the DSA transistor's thresholds, which are determined by the overlap of two diffusions. "Threshold control is still the major problem, he says. Standard Microsystems' Richman adds DSA shows advantages but concludes that "the feeling is the advantages aren't as great as they once were." □



## SEE WHAT MEMORIES ARE MADE OF.

There's a whole new crop of semiconductor memories coming to market this year.

Better 4k statics. New 16K and 64K dynamics.

Now it's just a matter of which equipment makers learn to use them first. Because whoever does is going to have one memorable year.

Today, more and more memory users are learning their way around the new devices with the help of the Teradyne J387, equipped with Real-Time Bit Mapping.

With RTBM you get all the way inside a memory, watching bits fail under changing test conditions on RTBM's 19-inch full-color display. It's a view of device behavior you just can't get anywhere else.

### Shorter device design times.

With the J387's interactive programming, characterizing new devices is a breeze. The system asks questions and the design engineer answers them in the appropriate device language.

Using either software programming or a joy stick, the engineer can control timing edges, voltage levels, and test patterns. He can then see, bit by bit, how the memory is affected, with different colors clearly indicating different bit fail conditions.

Characterization time for new devices is dramatically shortened. So you can introduce new designs faster and with greater confidence.

Moreover, RTBM gets the right individual – the design engineer – completely into the characterization process.

### Duplicate actual operating conditions.

The best way to see if a device checks out is to check it out under the specific operating conditions for each application. RTBM has the speed and the capacity to do just that.

Memory users can totally qualify incoming devices, as well as the vendors who supply them.

Further down the line, this means a substantial savings. Because end-product reliability goes up while rework time to correct faults goes down.

### The Total System.

Teradyne's J387 has a lot going for it besides RTBM. There's a Test System Administrator that integrates information from multiple systems. And a Data RAM that permits testing of RAM's, ROM's or PROM's in any mix you wish. And Automatic Edge Control that saves hours of calibration time and countless human mistakes.

It's all part of the definite edge Teradyne's J387 can give you. Send for our free brochure. Write: Teradyne, 183 Essex Street, Boston, MA 02116. Or call: (617) 482-2700.

# TERADYNE



Memories

# PROMs enjoy a seller's market

Manufacturers line up for slices of \$152 million pie  
as demand for programmable read-only memories exceeds supply

by William F. Arnold, San Francisco region bureau manager

Even in the semiconductor industry, where "production limited" is a byword these busy days, the bipolar programmable read-only memory market raises eyebrows. Five years ago, the PROM was a sleepy little part serving low-density applications in minicomputer and peripheral systems. Wide awake now, it has become a series of higher-density devices serving a host of new applications.

As a result, "the demand on us is two and a half times our capacity to supply," declares Ralph Kaplan, division marketing manager for Signetics Corp.'s Bipolar Memory division in Sunnyvale, Calif., the industry leader. At neighboring Monolithic Memories Inc., one of the top three makers, advertising manager Ray Gouldsberry put it this way: "The good news is that there's more


business than we can handle; the bad news is that we can't handle all of it." Both executives say their companies have been allocating product for some time and predict the severe crunch will last for at least two more years.

Why the surging demand? Basically, the PROM market tracks the growth of high-performance microcomputers and minicomputers. PROM surveyors point to car makers' need to program engine-control microcomputers for various combinations of engines, transmissions, and rear axle ratios in order to meet increasingly strict government-mandated fuel economy and emission control requirements. "MOS can't do it because it's not fast enough to work with the microprocessors," observes Daniel L. Klesken, a vice president of Dataquest Inc., a

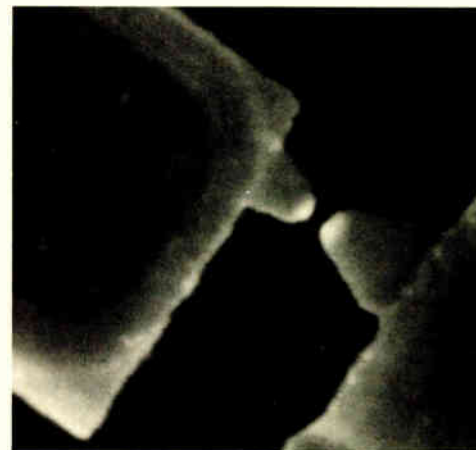
Cupertino Calif., market research company.

PROMs are used to store microprocessor programs and special operating characteristics in "sort of a look-up table," he continues. They are also used in such applications as electronic odometers—in which a link is blown every 10 miles to store distance traveled. "Detroit wants the flexibility of PROMs and will go to ROMs later," Klesken says; their programmability gives PROMs cost advantages by easing inventory and lead time problems. The surging car market is dominated by 8,192-bit devices.

**More markets.** Other up-and-coming applications include numerical controllers and other industrial control products as well as consumer games, a market that began opening up two years ago, according to Rex




**On the links.** Photos of programmable ROMs from Texas Instruments show both intact and blown links. Left photo is 1,250 $\times$  magnification; photo at right, a 4,500 $\times$  enlargement, gives better idea of dimensions of opening, which is 0.03 to 0.04 mil.





# The ROMs you need. When you need them.



On-time delivery puts the punch in our total family of ROMs. With the organization you need—8192x8, 4096x8 and 2048x8—including our new 300nsec 2316B-3. At Synertek, we know there is no product area where service and responsiveness to your needs is more important than in mask programmable ROMs.

That's why two years ago we pioneered a unique dual capability—first mask programming for lowest cost and smallest real estate, last mask for fastest delivery to meet critical production schedules and get you results now. We can even combine first mask and last mask to get you into production today—and still save you money tomorrow.

Pin compatibility on our 16K,

32K and 64K ROMs gives you built-in future memory expansion capability. All it takes to upgrade your system's ROM capacity for new applications is to replace our 16K ROMs with our 32K ROMs or replace our 32K ROMs with 64K ROMs. And you can usually do it with no hardware changes.

When you buy ROMs from Synertek, you know you're buying total service. Contact us now for samples, data sheets and our comprehensive folder, "Synertek ROMs ASAP." Synertek, Inc., 3001 Stender Way, Santa Clara, California 95051. (408) 988-5611. TWX: 910-338-0135.

## Static Read Only Memories.

SY4600	2048x8 or 4096x4, 550nsec
SY2316A	2048x8, 550nsec
SY2316B	2048x8, 450nsec (2716 compatible)
SY2316B-3	2048x8, 300nsec (2716 compatible)
SY2332	4096x8, 450nsec (2716 compatible)
SY2364	8192x8, 450nsec, 24 pin

  
**Synertek, Inc.**

Communications



## Air Force seeks to block noise

\$300 million program aims to upgrade communications of flying command centers and ground facilities in face of electronic interference

by James B. Brinton, Boston bureau manager

**Speaking clearly.** The Air Force wants better communications between ground and command post craft, the EC-135 and the larger E-4.

The Air Force is aiming at a vast improvement of its communications systems. It wants better penetration of ordinary airborne electronic interference and enemy jamming, and the ability to pierce the maelstrom of electronic signals that would result from a nuclear attack. In a multi-pronged effort, it is increasing the capabilities of its 23 EC-135 and four E-4 flying command centers, and of more than 220 ground centers originally developed as part of the 487L Survivable Low-Frequency Communications Systems (SLCS).

Designated 616A, the \$300 million program could mean increases of 30 to 70 decibels or more in receiver sensitivity or transmitter output power. Eventually, the 616A equipment will find its way into more than 220 ground installations,

many manned by Army personnel, as well as into the military's various command and control aircraft. The program's key phases include:

- Development of a secure, interference-free modem able to net the Air Force a 6- to 30-dB improvement in apparent receiver sensitivity.
- A 100-kilowatt radio transmitter for EC-135 Post-Attack Command and Control System (PACCS) aircraft to replace a transmitter one fifth that powerful.
- A 200-kw transmitter for E-4 Airborne Command Posts (ACP) ten times more powerful than the one it would supplant.
- A new receiving antenna to improve air-to-air communications under hostile conditions.
- A "combiner-piecer" that would use comparison and correlation tech-

niques to net 12 to 30 dB more receiver sensitivity.

- An interference canceler, with a potential effect simply described as "immense."

**Modem moving.** According to Lt. Col. Gerald E. Kobelski, 616A program director at the Air Force Electronic Systems Division at Hanscom Field, Mass., furthest along is 616A's radiation-hardened, secure, interference-free modem. The new device would be capable of operating effectively in the face of 6 dB poorer radio-frequency signal-to-noise ratios in a normal environment, and in a nuclear-attack environment could offer about 30 dB better performance than the one used now.

Part of the modem effort has been qualification of a new series of hardened digital integrated circuits



of the 54LS type. Fairchild, Motorola, Texas Instruments, and National Semiconductor all are expected to supply these circuits.

Now in initial production, the program is expected to generate about 200 modems at a price of \$14.6 million. A second phase will see production of about twice that many, and bring total production outlay to \$37 million. The prime contractor is the Westinghouse Electric Corp.'s Defense and Electronic Systems Center, Baltimore.

The second major part of 616A is a low-frequency/very-low frequency replacement transmitter for the EC-135 PACCS fleet. These aircraft are flying in several different roles as part of the military's overall airborne command and control system. Now they are equipped with a 20-kw transmitter that cannot deliver its full power at some combinations of frequency and altitude. The new 100-kw unit would have less difficulty, offering 7-dB more maximum output power.

The 100-kw transmitter is in its preproduction phase now and two firms are competing for the business. Both Westinghouse-Baltimore, and the former Collins Transmission Systems division (now part of Rockwell International Corp.'s Commercial Telecommunications Group in Richardson, Texas) built prototype/development phase transmitters that have just been evaluated as part of source selection. The prototype phase was a \$200,000 effort; funding hasn't been set yet for preproduction although proposals have been requested.

**For the E-4.** The three E-4 Airborne Command Posts flying today use the same 20-kw transmitter now aboard the EC-135 fleet. Under part three of 616A these will be replaced with a new 200-kw unit.

Both the 100- and 200-kw transmitters operate at frequencies between 17 and 60 kilohertz using frequency-shift-keying and spread-spectrum modulation techniques. The 200-kw transmitter will use a dual trailing-wire antenna. An 8,000-foot wire will be the driven element, while another, 26,700 ft long, will act as a ground plane.

Since almost 90% of the power radiated by the antenna will be in

the transverse electric, or TE, mode of propagation, the Air Force wants to maximize its ability to receive transmissions in that mode. But the Air Force historically has depended on the transverse magnetic component of radio emissions, or TM, mostly because TE-mode components tend to null out at ground level.

But for air-to-air, TE may be the way to go. It would be impaired by nuclear attack effects, but would bounce back more quickly than the TM mode, and the Air Force plans to take advantage of this. The Rome (N. Y.) Air Development Center, ESD, and the Defense Communications Agency, Washington, D. C., all have done conceptual work on using the TE mode.

What is needed now is a receiving antenna sensitive to the TE mode, and downstream equipment to select and process the better of the two modes, either TE or TM. These requirements serve as a definition of the fourth and fifth sections of 616A, the TE-receiving antenna, and the TE/TM combiner/piecer.

**Cancellation.** Every engineer knows that a signal can be generated that will cancel another; that is the idea behind the Interference Canceller, the sixth part of 616A. "The electrical environment aboard any aircraft is noisy," says Kobelski. "You must deal with 400-hertz power-supply noise, your own radio-frequency interference, and, in an attack situation, enemy counter-measures. We now are recording the electronic-noise environment aboard a Cinclant [Commander in Chief, Atlantic Fleet] naval aircraft at antennas, processor site, work stations, and elsewhere. We hope to come up with a model of the situation which we can then present to industry for a solution."

There are two late phases to 616A: "guaranteed" full duplex communication (at present this two-way communications capability is intermittent under poor propagation conditions), and very low frequency links for bombers.

Both will build on the developments and capabilities of the earlier phases of 616A, with "guaranteed" full duplex a result of their implementation rather than a separate development. □

Choose a  
**TELEQUIPMENT**  
Oscilloscope  
for:

Performance.  
Reliability.  
Economy.

A hard to find combination in most low-priced oscilloscopes. But Telequipment, a Tektronix Company, has over 20 years of experience in designing and building high-quality, competitively-priced instruments. Instruments that will meet your measurement needs today and for years to come.

Twelve oscilloscopes, including nine benchtop models and three battery-powered portables, a curve tracer and a family of accessories are now available in the United States. Bandwidths range from 5 MHz to 25 MHz. Various models feature dual trace, delayed sweep, and storage modes.

And TELEQUIPMENT Instruments are now sold through stocking-distributors offering local availability, service, warranty repairs and models previously not sold in the U.S.

For specifications and the name of the Telequipment Distributor nearest you, write: Telequipment U.S. Sales, P.O. Box 500, Beaverton, OR 97077 or call: (503) 644-0143.


**TELEQUIPMENT**   
A division of Tektronix U.K. Ltd. a subsidiary of Tektronix, Inc.



For Technical Data circle #94  
For Demonstration circle #95



# "I HAVE SEEN THE FUTURE AND IT'S 8086!"



There's a lot of noise out there about the 8086. A lot of noise. And all of it's coming from Intel.

But even with all the pages of advertising, all the claims, all the chest-beating, there's one little fact Intel forgot to mention.

The 8086 isn't the best 16-bit CPU.

The AmZ8000 is.

The AmZ8000 is the beginning of a product line. The 8086 is the end. It's nothing but a souped-up version of the 8080 and 8085.

The AmZ8000 has a more powerful, more

advanced, much more flexible architecture than the 8086. It also has more addressing modes, more general-purpose registers, larger addressing spaces, better I/O capability and more powerful instructions. It can even accommodate more data types. And the AmZ8000 has a lot higher throughput using standard NMOS than the 8086 using HMOS.

Worried about software? Don't be.

The AmZ8000 is cheaper and easier to program than the 8086.

But it won't just save you money; it'll save you time. You'll be able to develop new

“The AmZ8000  
is better.”



programs faster than ever before. That means you'll be able to get new products to market faster than ever before.

And to speed things up even more, we designed a software development system especially for the AmZ8000. It combines versatile hardware with powerful software. And it's got a real catchy name: the System 8/8.

One last thing: we know it hurts to drop Intel for somebody else. We've just been through it ourselves. But it's going to hurt a

lot more next year and the year after that. By then your competitors could be so far ahead of you, you might never catch up.

Call Advanced Micro Devices and we'll send you all the facts on the AmZ8000.

Then quietly and calmly, in the privacy of your own office, compare the AmZ8000 with the 8086.

We think you'll agree with us: Intel may make a lot of noise. But the AmZ8000 makes a lot of sense.

**Advanced Micro Devices** 

901 Thompson Place, Sunnyvale, CA 94086 • Telephone: (408) 732-2400

Circle 97 on reader service card

Microsystems

# Standards panels near goals

Some sections of microprocessor guidelines may be approved this year as seven IEEE task groups dig away

by John G. Posa, Microsystems & Software Editor

**Pick a microprocessor**, any microprocessor. To its standard bus attach a software module using standardized instructions generated by a standard compiler. Tack on a floating-point math processor and plug the whole thing into another standard bus structure. Sound improbable? Possibly, but when the IEEE Computer Society's microprocessor standardization efforts produce concrete results—drafts of some sections may become standards this year—the dream of substantially reduced design time may one day come true.

These efforts were started almost two years ago by Robert Stewart, who has since been promoted to chairman of all of the society's standardization efforts. Now in charge of the microprocessor work is Gordon Force, a consultant based in San Jose, Calif. Force also heads his own subcommittee on a standard for a component-level bus structure called Microbus, the first draft of which

appeared last summer [*Electronics*, July 20, 1978, p. 113].

The route to adoption is tortuous. First a proposal must be published in an IEEE periodical, then it may be revised. The next steps are submission to the microprocessor standards committee, the computer society standards committee, and, finally, the full IEEE standards board.

**Different role.** The IEEE is not considered by some as a standards-making body, but now electronics people are seriously reappraising that view. Indeed, at least one of the proposals—for floating-point math—will spur design of integrated circuits dedicated to perform in accordance with the standard. In California, Intel Corp. of Santa Clara and Signetics Corp. of Sunnyvale are known to be working on such chips, while Advanced Micro Devices Inc. of Sunnyvale, National Semiconductor Corp. of Santa Clara, and others are keeping an eye peeled.

“Western Digital asserts it has already implemented the standard in the microcode of its Pascal Microengine [*Electronics*, Oct. 12, 1978, p. 155],” says Dick Delp, chairman of the floating-point committee. He was principally involved with the design of AMD's Am9511 floating-point processor chip before he became a systems architect/engineer at Signetics. His group's standard, he says, “will be far, far different from the one that the 9511 implements.” One among many differences is range of precision. “The 9511's is only  $10^{\pm 19}$ , which is just not large enough for scientific work,” he says. For single precision, the new standard will handle  $10^{\pm 38}$ , and for long precision,  $10^{\pm 309}$ .

Delp claims that the format and standards for arithmetic have been formalized and only a couple of controversies are left to haggle over. For one, the proposal is very close to two existing standards. One was selected by Digital Equipment Corp.

IEEE COMPUTER SOCIETY MICROPROCESSOR STANDARDIZATION EFFORTS

Task No.	Task name	Status	Coordinator	Affiliation
P694	instruction set	ninth draft issued	Wayne Fischer	Kaiser Electronics Corp.
P695	relocatable software	inactive	Tom Pittman	Itty Bitty Computers
P696-1	S-100 bus	second draft issued	George Morrow	Thinker Toys
P696-2	microprocessor system-bus (formerly Multibus)	first draft this year	Bob Garrow	Intel Corp.
P696-3	microbus	first draft issued	Gordon Force	consultant
P696-4	future bus	first draft this year	Cash Olsen	Signetics Corp.
P697	hobby and small business hardware and software	inactive	Norm Schneidewind	Naval Postgraduate School
P754	floating-point arithmetic	first draft this year	Dick Delp	Signetics Corp.
P755	high-level languages	Pascal activity split off, goals redefined	Bruce Ravenel	Language Resources Inc.
P770	Pascal	will review revised BSI proposal this fall		



a decade ago for its PDP machines, and the other is the so-called KSC standard. Intel uses the KSC standard on its iSBC 810 floating-point math board, and needs a standard for its upcoming 8087 coprocessor chip [*Electronics*, April 26, p. 33].

The KSC and DEC standards have much in common. Both use 23 significant bits, 8 bits for the exponent, and 1 for sign. But it remains to be seen which particulars will be plucked from which standard. "It will take a year," says Delp.

Four subcommittees are devoted to bus structures. Besides the component-level Microbus, there are two to clean up the S-100 and Multibus *de facto* standards.

Work on the future bus began a year ago. "We haven't yet pulled a draft together," says Cash Olsen, that subcommittee's chairman. But it expects to have a publishable work soon, possibly this fall. What will the bus of the future look like? "We envision a single serial bus with multiple independent processors using the bus to satisfy their needs for communication and data," says Olsen, a central applications manager at Signetics. "We foresee very loosely coupled networks."

Because hardware changes so rapidly, Olsen and his workers are first going after a solid protocol, "one that can attend to three different application areas: low-end consumer, mainframe-to-peripheral, and mainframe-to-mainframe," he says. "Twisted-pair would be the cheapest, but cable television couldn't use it," he says, "Fiber optics seems like an excellent way to go, especially in light of the enhanced noise immunity. But it doesn't seem best for the consumer—at least for a while."

**Making progress.** Two of the four software groups are going strong. One is on assembly-language instruction sets, headed by Wayne Fischer, a project manager at Kaiser Electronics Corp. in San Jose. It has suggested guidelines for the appearance of instruction mnemonics, operand sequences, assembler directives, constants, character strings, and statement comments and labels. "We're not trying to define a style of programming," he says, "and our standard will be architecture-independent."

Probably the most intense of all the panels is the one devoted to the language Pascal. The effort is now a joint one, with American National Standards Institute members present, and the meetings often draw more than a hundred persons. The subcommittee chairman is Bruce Ravenel, who formed a company called Language Resources Inc. after helping to engineer the 8086 at Intel. Language Resources builds and licenses Pascal compilers for microprocessors (and their manufacturers, in some cases).


"Extensions to the language will be a problem," admits Ravenel. Many users, like Texas Instruments Inc., find that Pascal does not meet their requirements. They are faced with a choice between two arduous tasks: add their own extensions, which is dangerous, or design a new language, which is difficult. Members currently agree to stick close to the Wirth/Jensen revised report [*Electronics*, Feb. 15, p. 96]. "The British Standards Institute will come out with a new proposal in six months or so. There's a good chance it will be suitable, and there will be an IEEE standard shortly thereafter."

Recently, the standards activities have received outside input. On May 10, Hermann Schmid addressed the computer society with a presentation entitled "A Framework for Top-Down and Technology-Independent Microprocessor Standardization." Schmid, a senior engineer at General Electric Co. in Binghamton, N. Y., says a top-down approach to the IEEE's efforts will ensure a more organized methodology and produce effective long-range results. A subcommittee is now being organized to consider Schmid's proposal.

"The approach is not intended to undo everything that has been done by the computer society thus far," Schmid contends. "It uses their output as input and provides them with new tools to simplify their work. With a top-down approach, you define what you are going to do, you write a set of requirements, and you do a detailed design of constituent modules and put these modules into a library. Later, you design from the modules, and the time needed to design, say, an interface is reduced from months to days." □

# matrox

## microprocessor displays



256 X 256 to 512 X 512

### ALPHA NUMERICS




8 X 16 TO 24 X 80

### COMBINED



ALPHA NUMERICS/GRAPHICS

### SINGLE CHIP CONTROL



ALPHA CHIP

### COMPUTER TO TV MONITOR INTERFACE AMERICAN & EUROPEAN

- VIDEO RAM:** A complete family of alphanumeric CRT controllers with display formats from 8 X 16 to 24 X 80
- GRAPHICS:** Resolutions from 256 X 256 to 512 X 512. Easily combined with alphanumeric VRAMs
- COLOR:** Single board 256 X 256 X 4 bits pixel or multi-board to 512 X 512 X 8 bits pixel
- ALPHA CHIP:** Single chip LED alphanumeric/keyboard display
- ALPHA/GRAPHICS:** Single board aspect ratio combination board 24 X 80 alpha and 240 X 320 graphics
- CUSTOM:** Designed to fit specific needs

Matrox offers a highly diversified selection of modules and PC boards allowing customers to solve display problems rapidly and cost effectively. These ready to use sub-systems are available off the shelf in self-contained modules, for any up or on PC boards, bus compatible with DEC LSI-11, PDP-11, Mostek/Prolog STD, Intel/NSC SBC Multibus, Motorola Explorer, and S100.

matrox electronic systems

The Visible Solutions Company

5800 ANDOVER ROAD MONTREAL ONE H4T 1H4  
TEL (514) 481-6938  
U.S. ONLY TRIMEX BUILDING, MODEKS N.Y. 12958

Electronics abroad

# China is no pot of gold

Though opportunities for U. S. firms are inviting, experts agree that estimates are overoptimistic

by Benjamin A. Mason, New York bureau manager

Amid the tangible results of the official U.S. visit to China led by Commerce Secretary Juanita M. Kreps there stands something that cannot be reduced to paper, but is important nonetheless. The progress made embodies the determination of the People's Republic of China to do business with the U. S.

Some electronics manufacturers have already moved into the market,

and with improving commercial and trade relations there will be opportunities for more companies—provided they know how to go about it.

Already a community of advisers and consultants on China trade is flourishing, and discussions with them often raise an important point: many U.S. estimates of the business opportunities there vastly overstate the market. "You have to look at

China as a reasonable addition to other international sales. It won't revolutionize your position," says Jerry Levine, president of San Francisco-based Mentor International Inc., a consultant in international electronics business.

In fact, the Department of Commerce has steadfastly maintained a restrained view of China's market size, says Allen J. Lenz of the department's Office of East-West Policy and Planning. His estimate for 1985 hard-currency imports is \$22 billion to \$25 billion; the optimists put it as high as twice that much. This year, imports from the U.S. are expected to total \$1.25 billion.

What the optimists overlook are the factors limiting the growth of China trade. There are three main ones: China's ability to absorb Western technology efficiently, its ability to significantly increase exports to hard-currency areas, and its ability and willingness to borrow.

The seminar at which Lenz spoke, "Doing Business with China," held in New York on May 10-11, is an example of the advice that interested companies can find (see "China trade: all kinds of help are available"). It will be given again in Los Angeles at the end of the month. On June 6, the American Electronics Association will sponsor a similar seminar in Palo Alto. For electronics manufacturers, such events are of more than academic interest. The Chinese want American electronics technology and products, as a Chinese official made clear recently in New York [*Electronics*, May 10, p. 44].

Clearly, China must establish priorities in the mammoth moderni-

## China trade: all kinds of help are available

For the businessman just dipping his toe into the waters of China trade, there are many enthusiastic swimmers out there willing to lend a helping hand. What follows is a representative list; a bit of research and asking around will uncover other, similar resources.

**The National Council for U. S. - China Trade**, 1050 17th St. N. W., Washington, D. C. 20036, is a corporate-sponsored storehouse of information and promoter of trade. Dues are \$750, \$1,500, or \$3,750, depending on company size. It publishes **The China Business Review**, a bimonthly clearinghouse of information. A business subscription is \$60 a year.

**The People's Republic of China division**, Bureau of East-West Trade, U. S. Department of Commerce, Room 4044, Washington, D. C. 20230. Ask for the informative booklet "Doing Business with China."

**Document Expediting Project**, Exchanges and Gifts Administration, Library of Congress, Washington, D. C. 20540. Behind that unassuming name, an unexpected treasure: unclassified analyses by the Central Intelligence Agency of a wealth of China-related topics. Write for a price list.

**"Doing Business with China" seminar**, Law & Business Inc., Harcourt Brace Jovanovich Inc., 757 Third Ave., New York, N. Y. 10017. Already held in New York, it will be given again at the Los Angeles Bonaventure May 30 - 31. The fee is \$250; it includes a book also entitled "**Doing Business with China**," which is available separately.

**China Trade seminar**, American Electronics Association, 2600 El Camino Real, Palo Alto, Calif. 94306. This seminar, which will assess market opportunities and offer practical advice, will be held June 6 at Rickey's Hyatt House in Palo Alto. The fee is \$125 for members, \$175 for others.

**The China Trader**, P. O. Box 288, Westport, Conn. 06880. Julian M. Sobin, an old hand at the China trade, interviews 24 businessmen, academics, and Government officials on 12 hours of cassettes costing \$300.

**Consultants**. There are many of them. The one mentioned in the main text is Mentor International Inc., 712 Montgomery St., San Francisco, Calif. 94111. Another, on the East Coast, is Friendship International Corp., 4200 Prudential Tower, Boston, Mass. 02199, run by Lee F. Sobin, like her husband a veteran China hand.



zation process drive it is mounting—and recent events indicate that that is under way. Still, electronics business is likely to be a key element, no matter what readjustments are made. One reason is China's need to earn export credits. Its trade deficit with the U.S. is as bad as or worse than its trade deficit with other countries with which, in fact, it does a greater volume of business.

Therefore, the attempt to build up export industries will continue unabated, says Edith Terr, assistant editor of the *China Business Review*. China could be the next big offshore manufacturing center for electronics firms in the industrialized companies. An important caveat, Terry says, is that the Chinese may well want technology and know-how transfers as part of such deals. Moreover, if the activity is a joint venture, the Chinese are likely to stipulate a payout of goods or profits to make the business wind up in their hands, say "Doing Business with China" participants Benjamin P. Fishburne II and David C. Buxbaum, both lawyers with Chinese experience.

An important source of export earnings will be nonferrous metals and petroleum, says seminar participant Lynn Feintech, a Bank of America economist. These industries need to be expanded, as do the ports and rail systems. Thus there could be opportunities for makers of industrial electronics.

The Chinese push to establish their own electronics industries opens the door to the makers of production machinery and test equipment, says Mentor's Levine.

**Not right now.** Advanced semiconductor technology in fact may run into sticky going. Of the possibility of such a production facility set up in China, Levine says "They'd love it, but it's the last thing our Government will approve."

As trade develops, exporters are likely to find that China will have hard currency available only for the highest-priority items, the Bank of America's Feintech says. Consequently, payment in goods is likely to be important.

Other participants in the seminar report that licensing is assuming growing importance. "It has a bigger

future than the sale of products or joint ventures," says Arthur T. Downey, a lawyer and former deputy assistant secretary of commerce for East-West trade. However, he added, the licensee is representing all of China, so the fees should be fixed accordingly.

In many ways, China still remains a mystery to Westerners, even businessmen who have been dealing there for years. For example, codification of laws is minimal, which can make negotiating a contract both tortuous and tedious. Reportedly, the Chinese are working on codification, with a tax code and something analogous to the Uniform Commercial Code perhaps the first to come.

Seminar participants say the codes are likely to appear piecemeal—although they acknowledge that that is an educated guess. Indeed, most of the points that follow, made at the seminar and by other experts, may be guesses too:

- Look for a 10% to 15% growth in China's foreign trade, now totaling about \$21 billion, says another seminar participant, Robert R. Derenbeger, professor of economics at the University of Michigan.

- Although there is no legal code yet, there are standard contracts for import and export agreements, says Jerry Levine.


- Negotiations may be protracted, and preliminaries are important, for the Chinese want to come into the talks with a good understanding of the equipment available and the technology, Levine says. It is fatal to mention prices until near the end.

- The Chinese do not want to entertain visiting firemen; they want to host scientists and engineers.

Electronics manufacturers who have looked into exporting goods, particularly high-technology items, to other Communist countries are already aware that the paperwork can be considerable. China is no exception.

But the conclusion of the wide-ranging trade agreement between the two countries will make trade easier—as will granting by the U.S. Congress of most-favored-nation status, which could well follow. Still, the wise U.S. negotiator will insist upon a *force majeure* clause covering inimical Government action. □

## Now, a book for the practicing professional...



"This is the best handbook of data communications system technology that this reviewer has yet encountered." — Arvid G. Larson in *ACM Computing Reviews*, February 1978

Digital Press announces the publication of TECHNICAL ASPECTS OF DATA COMMUNICATION by John McNamara.

Written for the practicing professional, TECHNICAL ASPECTS OF DATA COMMUNICATION details the nuts-and-bolts problems and solutions in configuring communications systems. It features: • comparison of protocols (DDCMP, BISYNC, SDLC) • extensive explanation of interface standards (CCITT/V.24, RS232C, RS422, RS423) • six comprehensive appendices (how far/how fast?, modem options, codes, UART, format and speed table for asynchronous communication, channel conditioning) • 20 milliamper loop • telephone switching systems • error detection

• 382 pages • 125 figures • 70 pages of tables • index • hardcover

**digital**

Digital Press  
Educational Services  
Digital Equipment Corp.

Crosby Drive, Bedford, MA 01730

I would like to order \_\_\_\_\_ copies of TECHNICAL ASPECTS OF DATA COMMUNICATION at \$19.95\* per copy.  
 Check enclosed  Money order enclosed  
\*Plus \$1 for postage and handling

Name \_\_\_\_\_

Address \_\_\_\_\_

City \_\_\_\_\_ State \_\_\_\_\_ Zip \_\_\_\_\_

Prices apply in U.S. only.



Components

# TV parts makers face offshore threat

Some turn from entertainment to industrial markets;  
technology insulates IC makers from the fray

by Larry Marion, Chicag. bureau manager

Now that the wave of takeovers of American television assemblers has subsided, the battle has shifted to a new ground: the TV component market. With competitors from Japan and Taiwan inevitably gaining market share, U. S. manufacturers' views of the threat range from containable to disastrous.

What colors the estimate of a given American company is its position in the technology spectrum. Thus, while the Motorola Semiconductor Group, an integrated-circuit maker, is relatively unruffled as assemblers seek such advanced features as electronic tuning, a component maker like CTS Corp. is quite concerned. The upshot is that some of the lower-technology companies are shifting to industrial markets and others, for instance Airco Speer Electronics Inc. of Bradford, Pa., and the Centralab division of Globe Union Inc., Milwaukee, Wisc., have simply withdrawn from the television business.

Motorola says it will maintain its position by focusing on the tuner and changes to the chassis as sets become display monitors for the home computer and entertainment center. In fact, commercial marketing manager Stanley Katz says, "We see opportunities in TV."

CTS of Elkhart, Ind., on the other hand, one of the few remaining domestic manufacturers of smaller commodity components, is steadily losing ground to offshore production. Sales of its variable resistors for consumer products were down almost 33% in 1978 compared to 1976, dropping to \$41.8 million from \$61.6 million in 1976. About three quarters of this business is sales to the

assemblers of television receivers.

"If Japanese-owned companies achieve worldwide domination of the television industry, CTS will probably be forced to withdraw," the company warns. Another source close to the company says "The situation will erode fairly rapidly. In five years, there will be no U. S.-made components in TVs." CTS is moving more than \$10 million in manufacturing output to its new offshore plants in the next 18 months, says Robert D. Hostetler, executive vice president.

On the other hand, Stackpole Carbon Co. of St. Marys, Pa., which turns out such parts as flyback cores, resistor nets, and interference materials, is one of those that moved toward industrial customers. "We fought them for a while," says corporate marketing manager R. Dauer Stackpole, "but our government apparently isn't interested in saving jobs."

Domestic assemblers concede their future sets will contain a higher percentage of foreign-made components, because of the high quality and low prices. Charles Quinn, vice


**Distributor.** John G. Twist says that when U.S. makers try to be price-competitive, "the Japanese always underbid."

president for materials at RCA's Consumer Electronics division in Indianapolis, says the percentage of offshore components will increase because RCA buys on a "worldwide basis of price, performance, and proximity to assembly plants," and "the quality of offshore components is quite good."

**Big loss.** There are other factors. For example, industry sources say that CTS lost millions of dollars in annual sales when Warwick Electronics was sold to Sanyo Electric Manufacturing Corp., the American subsidiary of Sanyo Electric, and the new owners refused to buy American parts. Attempts to sell to other manufacturers such as Matsushita were thwarted, too, claims John G. Twist, once one of the top distributors for television components. His sales to Matsushita will fall to \$130,000 this year compared to \$4 million to Quasar in 1970.

"We've heard of a number of instances where the domestic manufacturers attempted to be price competitive, but the Japanese always underbid," says Twist. He "has never found Japanese quality to be superior." Carroll G. Killen, senior vice president for marketing at Sprague Electric Co., North Adams, Mass., says "We didn't so much lose in this market as we were prevented from gaining business."

But domestic manufacturers have been unable to surpass the production efficiencies and quality of Japanese firms by a significant margin. A former domestic resistor manufacturer concedes: "In 30% to 40% of our product line, the Japanese are building an equivalent part for a lower price." □



**These men aren't planning  
to create an epoxy shortage.**





**The oil industry  
is already  
allocating its  
petrochemical  
feedstocks.**

**Will you have the  
epoxy you need  
a year from now?**

**A good time to  
review suppliers.**

Sundays' closed gas stations are by no means the only casualties of the oil shortage.

Virtually every petroleum-based product is in short supply... or will be.


Like epoxy.

In their response to clamoring world markets, the oil producers' allocation programs already are impacting many chemical feedstock suppliers.

Has your supplier of molding compounds protected himself? Has he assured himself—and you—of not just continuing supplies, but increased supplies necessary to meet the continuing growth of the semiconductor industry? It's a good idea to check that out.

And check out Hysol. We're the largest supplier of epoxy packaging materials in the world. Together with our parent company, we're the world's largest buyer of the materials necessary to produce semiconductor-grade epoxies. Rest assured, we've taken every necessary precaution to maintain our unusual rate of production growth.

Guaranteeing adequate supplies of raw materials despite the petroleum crunch is one



example of the Company's commitment.  
There are others.

**Multiple  
production  
facilities.**

Hysol has three separate manufacturing plants in the United States. Another in Munich. Still another in Tokyo.

Besides enabling us to service international customers quickly, the five plants provide an important production failsafe:

We're not dependent on any *one* facility to maintain our delivery commitments.

In addition, our multiple plant design provides inherent capacity benefits. Our facilities are able to accommodate surges in production easily.





## Growing as fast as the semiconductor industry itself.

A look at Hysol's past provides further evidence of our commitment to the semiconductor industry.

In terms of dollars, Hysol's production of molding compounds has increased at an even faster rate than that of the semiconductor industry.

In terms of volume, we're obliged to maintain even faster growth because the semiconductor industry grows at a greater rate in unit volume than in dollar volume.

The \$400 million Dexter Corporation, Hysol's parent company, has pledged its resources to assure this growth.

Hysol is the largest compounder of electronic and electrical grade epoxies in the world. We intend to hold that position.

of the most demanding users.

The productivity attainable with our products is greater than any competitive products on the market.

How do we know this?

We've set up our own miniature semiconductor production facility for study. We even produce our own test chips. We encapsulate them in various configurations on our own production lines.

This capability accounts for part of our unusually high expenditure for research and development. And it explains our unusual level of understanding of our customers' problems.



Why bother?

Understanding the problems of our own production is only half of our job.

We must understand our customers' problems... and even the problems of our customers' customers.

## Get to know Hysol.

Secured supplies of raw materials. Increased capacities made possible by multiple plants. Commitment to the semiconductor industry. Quality and reliability standards unique in that industry, aimed at boosting your productivity.

These are all excellent reasons to become acquainted with Hysol Epoxies.

We'd like to tell you more. Why not give us a call at (213) 968-6511. Ask for Ron Benham, Products Marketing Manager, Semiconductor Molding Compounds.

Or write Hysol Division, The Dexter Corporation, 15051 East Don Julian Road, Industry, California 91749.



Hysol's production of molding compounds has increased, in terms of dollars, even faster than the semiconductor industry. The yellow line indicates the industry's dollar sales worldwide for the decade. The orange line shows Hysol's dollar sales growth rate worldwide in molding compounds.

## Quality. Reliability. Productivity.

We're better than we have to be. Our quality and reliability exceed the requirements

# HYSOL EPOXIES

THE DEXTER CORPORATION

# **The HP 1000 model 45.**

**A powerful  
number cruncher  
that won't  
break your  
budget.**

**M**ost engineers and scientists will find all the power they need in this new leader of the HP 1000 family. A new floating point processor handles big data arrays and cuts lengthy computational problems down to size. And the HP 1000 Model 45 also has the flexibility for complex measurement and control applications, for data base management and distributed networking.

And it isn't hard to get your hands on all this computational power. System prices start at just \$45,000.\*

Our new F-Series processor is the hard-working heart of the system. It's extremely fast, completing load and store operations in 900 nanoseconds. The separate hardware processor does floating point calculations at high speeds, too—630 ns for add, 1.8 microseconds for multiply and 3 microseconds for divide.

A special scientific instruction set, standard in the system, also helps to improve execution speed, performing trig and log functions in less than 48 microseconds. And a fast FORTRAN processor, which

handles commonly used FORTRAN operations in hardware, also gets things done in a hurry.

Our RTE-IV real-time operating system, the latest in an upward compatible family, lets you manipulate data arrays up to 1.8M bytes, using simple FORTRAN commands. As many as 64 partitions, with a program capacity of 54K bytes, can be resident in memory at the same time.

The HP 1000 Model 45 comes with a fast (25 msec seek time) 20M byte disc drive and an HP 2648A Graphics Terminal, as well as our new Graphics/1000 support software to help you write graphics programs. You can also team it up with other HP products like the HP 9872A four-color plotter and the HP 7245A printer/plotter.

Adding data base management is as simple and economical as adding peripherals. Our IMAGE/1000 software will consolidate your technical information into related and easily accessible files. And you can pool data from other HP 1000 systems (as well as linking to our powerful HP 3000 general purpose computers and IBM) with the help of DS/1000 networking software.



*In addition to getting graphic displays on the 2648A terminal, you can get hard copy graphics on our new 9872A programmable four-color plotter, one of many options available with the HP 1000 Model 45. It has a built-in microprocessor and operates up to 360 mm/s (14 inches/s) on each axis. Ideal for vector analysis trace differentiations and window plotting.*

So if you've got some big jobs to do, but don't have a big budget to match, the HP 1000 Model 45 can solve your problems fast. To find out all about it, call the HP office listed in the White Pages. Or send us the coupon. We'll prove once again that good things do come in small packages.



**HEWLETT  PACKARD**

*\*U.S. domestic list price*

Yes, I'm interested in more computation power for my money. Send me more information.

Name  Title

Company

Address

City/State/Zip

Phone

Mail to: Hewlett-Packard, Attn: Roger Ueltzen  
11000 Wolfe Road, Dept. 625  
Cupertino CA 95014

22803HPDS15

Circle 107 on reader service card

World Radio History



**Now supports F8, 3870, 3872.**

---

**A chip builder's  
business is building chips.  
Yours is designing  
with them. So is ours.**



# That's why we build a microprocessor lab like you'd design for yourself.

Both the Tektronix 8001 and 8002 microprocessor development labs now fully emulate the 3870, 3872 and F8. You can select the chip that best fits the job without repurchasing or relearning equipment.

## **INSTRUMENTATION BUILT OUR REPUTATION**

The chip builders have their own specialties. But ours is similar to your own: as one of the world's foremost instrumentation designers, Tektronix deals with your kinds of design problems and your kinds of deadlines. We've learned through experience how to maximize equipment versatility and reliability.

That's why our lab supports chips from a variety of builders. Including the 3870, 3872 and F8. The 8085A and 8080A. The Z80A. The 6800. The TMS 9900.


Based on years of experience with microprocessor designs, our labs include many other capabilities like you'd engineer for yourself.

## **REAL TIME ANALYSIS OPTION**

Dynamic monitoring with dual 49-bit breakpoint registers enables quick isolation of timing and logic problems.

## **ENHANCED BASIC**

This enhanced compiler version of BASIC supports the instruction set of the 8080A and can run on the 8080A, 8085A



and Z-80A. The compiler produces optimized code. Extensions include facilities for modular programming, interrupt handling, memory I/O, bit operations, and access to I/O ports.

## **COMPREHENSIVE WORKSHOPS**

Microprocessor design workshops are held for our customers monthly, in several locations throughout the country. Programs include a 5-day design workshop and

a 3-day course concentrated on the labs themselves.

From engineering to education, you get the painstaking quality you expect from Tektronix. Including expert service and consultation from nearby Tektronix field offices. Ask your Tektronix Sales Engineer for the full story, or contact Tektronix, Inc., P.O. Box 500, Beaverton, OR. 97077. In Europe, Tektronix Ltd., P.O. Box 36, St. Peter Port, Guernsey, Channel Islands.

For immediate action, dial our toll-free automatic answering service, 1-800-547-1512. In Oregon, call collect 644-9051.

**Tektronix**  
COMMITTED TO EXCELLENCE

**Tektronix  
microprocessor  
development labs.**

**Designed by  
people on your side  
of the bench.**

For 1802 information circle #108  
For literature circle #109  
For demonstration circle #181



# Biomation's K100-D -- no other logic analyzer even comes close.

**No wonder the K100-D is our fastest selling new logic analyzer ever. It gives you 16 channels, 1024 word memory, clock rates up to 100 MHz, signal timing resolution to 10ns--plus a built-in display and keyboard control.**

Biomation's K100-D puts it all right at your fingertips -- more performance and features than any logic analyzer ever.

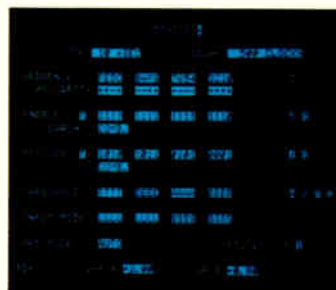


It starts with the micro-processor-controlled keyboard and interactive video display. To give you fast, precise control, the display serves as a comprehensive control status menu, with all selectable parameters in reverse video. There's a single, labelled key for each function, corresponding directly to status display choices. So guesswork is eliminated.

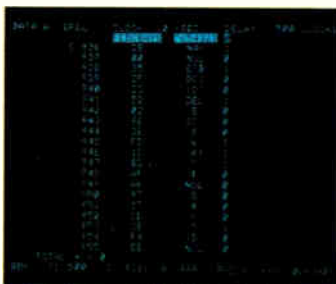
For example, in the data domain, you can direct the display to read in hexadecimal, octal, binary or ASCII, or any combination, by selecting one of four control buttons. There's also a unique "sequence" key that enables you to rearrange the order in which channels are displayed, to aid in data decoding, to simplify side-by-side comparison of timing signals and to enable you to cancel any channels you're not interested in seeing. A separate key controls horizontal expansion.

That gives you an idea of the K100-D's display versatility. Here's a picture of its astounding capture capability.

By providing timing analysis of signals as fast as 100 MHz, you can capture logic signals with resolution to 10ns. And the 100 MHz clock rate protects against obsolescence as the speed of your systems gets faster and faster. The K100-D also has a latch mode that can capture glitches as narrow as 5ns.



With the 32-channel input adapter, the K100-D is ideal for exploring the new world of 16-bit microprocessors. To give you unprecedented analysis capability, there's a built-in Auto Stop capability you can use to detect, record and display any match (or mismatch) between incoming data and previously recorded data held in a reference memory. Or using Search Mode you can key in a specific word and the K100-D will find it in memory.



To get the full impact of the K100-D, you really do need to have it at your fingertips. That's why we would like to arrange a demonstration. Call us at (408) 988-6800. Or, for

more information, write: Gould Inc., Biomation Division, 4600 Old Ironsides Drive, Santa Clara, CA 95050.



Circle 110 for information





# VLSI shakes the foundations of computer architecture


Computer engineers struggle to keep the user interface stable, while coping with changing tools and techniques, says this special report

by Anthony Durniak, *Computers Editor*

□ Behind a facade of stability, the computer industry is renovating its architectural and hardware structures. End-users are for the most part being insulated from the alterations, but as large- and very large-scale integration appears in logic and memory circuitry, it is drastically changing how computers are engineered.

The new integrated circuits are having the most

impact on the hardware structures or so-called micro-architecture of a computer—the configuration of registers, control circuitry, arithmetic and logic units, memories, and their interconnecting buses. What once was made up of multiple semiconductor chips is now, very often, a single chip. Moreover, the denser, faster, and less expensive memory and logic offered by LSI is open-



ing up new engineering opportunities by reducing the influence of cost as a design factor. As a result, computer engineers are finding it harder than ever to define what the basic design elements should be.

"Every single part of [this] architecture is changing," says Gordon Bell, vice president for engineering at Digital Equipment Corp. "We're on the verge of being out of control in terms of our ability to assimilate the changes and respond to the opportunities present today."

The computer engineer's role, techniques, and tools are also being transformed as their hardware designs are integrated into semiconductors. The companies they work for will become amalgamated also. Joint development efforts between computer and semiconductor makers will become more common, and even mergers and acquisitions are predicted.

But, through all the changes in the hardware micro-architecture, there has been a concerted effort to maintain a stable facade or, as Bell puts it, "hold the interface with the user constant." Computer users or programmers are generally not aware of the buffers, ALUs, and buses, but see instead the instruction set, the types of data that can be manipulated (fixed or floating point, etc.), and the principles of operation—what is often called the *macro-architecture* (see "A rose by any other name"). Any changes at this level force a user to reprogram, or at least convert, the job the computer is to perform.

Obviously this type of change is undesirable since a tremendous amount of software that has been developed by both users and vendors would have to be scrapped. So, although a few see the need for entirely new macro-architectures, more want to keep those that already exist. In fact, some advocate an industrywide standard macro-architecture.

### The latest trends

These architectural trends are evident in the past 18 months' spate of new computers:

- To support the widely used System/370 macro-architecture of the mainframes in its line, IBM Corp. introduces two 4300 processors that use gate arrays for the first time to implement a new micro-architecture.
- The variety of hardware micro-architectures that support the IBM System/370 macro-architecture further increases as the ranks of the so-called IBM-compatible computer vendors swell.
- The new 900 series from Burroughs Corp., Detroit, Mich., supports its macro-architecture with a new micro-architecture based on multiple processing modules operating concurrently.

While these machines rely on a smoothly evolved macro-architectured but radically change the internal hardware structures, some manufacturers are taking what may be a last opportunity to introduce a top-down change before the software inertia becomes so great:

- With its VAX/11/780, Digital Equipment Corp., Maynard, Mass., reveals an entirely new 32-bit macro-architecture.
- Hewlett-Packard Co., Palo Alto, Calif., shows a new 32-bit macro-architecture with its HP-300 and puts 90% of its micro-architecture onto three chips.
- At the low end of its product line IBM unveils the

## A rose by any other name . . .

One obstacle to measuring change in computer architecture is the variety of ways in which key terms are both defined and labeled. The framework employed for this report uses three layers called macro-architecture, micro-architecture, and implementation, as suggested by Barry Borgerson, Sperry Univac's director of research and technical planning and chairman of the Association for Computer Machinery's special interest group on architecture. Table 1 aligns this terminology with two other descriptive systems: one invented by Gordon Bell and Allen Newell for their 1971 book "Computer Structures: Readings and Examples," and the other prepared by G. A. Blaauw and F. P. Brooks for their forthcoming book, "Computer Architecture."

Electronics	Macro-architecture	Micro-architecture	Implementation
Bell & Newell	Instruction Set Processor	Processor-Memory-Switch and Register Transfer	Device level
Blaauw & Brooks	Architecture	Implementation	Realization
Meanings as used in this report	the machine a programmer sees, consisting of the instruction set, data types, addressing scheme, etc.	the hardware organization and logical design	the selection of semiconductor components

radically different System/38 having a 48-bit address that is capable of handling a staggering 281 trillion bytes of memory.

Whatever the degree of change represented by these new systems, they are only the harbingers of things to come in the construction of computers. The new bus-oriented designs exemplified in Burroughs, NCR, National Semiconductor, and Magnuson machines have the flexibility for future performance enhancements and the application of new device technologies. At the same time, they insulate the user's software interface with the macro-architecture from the change. Moreover, the special processors used in many of the new machines for front-end communications, input/output channel control, and systems control and maintenance are seen as predecessors of larger multiple-processor systems that could include units dedicated to particular programming languages, data-base management, and so on.

While computer engineers balance the need for macro-architecture stability against a madly changing micro-architecture, logic designers are dealing with the even foggier border between the micro-architecture and its circuit implementation. Large-scale and very large-scale integration "crosses critical architectural boundaries," warns Tony Vacca, electronics technology department manager at Control Data Corp.'s Research and Advanced Design Laboratory in St. Paul, Minn. "You can evolve from small-scale integration to medium-scale integration without new designs. But with VLSI you have to be more careful."

That the design boundary can be crossed successfully is illustrated by the HP-300, in which the entire central processing unit's micro-architecture was partitioned on just three custom complementary-MOS-on-sapphire chips



## In the beginning

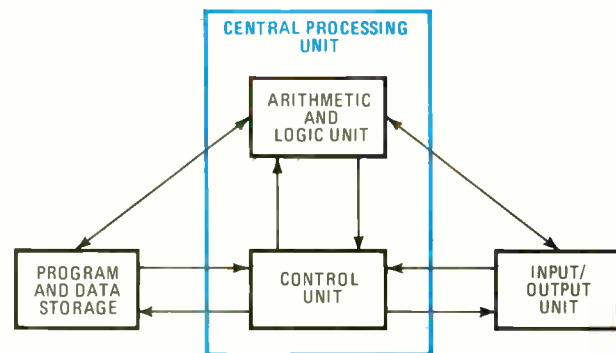
Computer architecture has had a rather tumultuous history in the short time it has been around. But for all the turns, advances, and changes made in the 30-odd years since the first electronic digital computer was switched on, a common architectural thread ties them back to these humble beginnings:

- Howard Aiken built his electromechanical calculator, the Mark I, at Harvard in the early 1940s. It contained several basic micro-architectural features still in wide use. Externally programmed with punched paper tape, it used the equivalent of registers to present inputs to the calculator portion of the machine, which employed the equivalent of an accumulator to hold the results.

- The first electronic digital computer, the Eniac (Electronic Numerical Integrator and Computer), was built at the Moore School of Electrical Engineering at the University of Pennsylvania in Philadelphia in 1946. It also separated programming steps from data. Some 6,000 multi-position switches and numerous patch cords were used to set the programs for the machine, and only 20 10-decimal digit numbers could be stored. J. Presper Eckert, who designed Eniac along with John Mauchly, recalls that the concept of storing the program electronically was born "out of desperation" at having to reset the switches and patch cords every time the machine was reprogrammed.

- The next machine developed at the University of Penn-

sylvania, the Edvac (Electronic Discrete Variable Automatic Computer), advanced this approach. John von Neumann, who worked on Edvac, is generally credited with having had the idea of storing both the data and the programming steps in the same memory. The resulting micro-architecture bears his name. Such a von Neumann structure, as shown in the figure, has a single memory unit that holds both programs and data, a central processing unit consisting of an arithmetic and logic unit and a control unit, and the input/output devices. With few exceptions, the computer architectures that are around today still have this basic structure.



(Fig. 1). This feat was due solely to the arrival of high-density semiconductor technology.

IBM decided to give its designers freedom of choice in crossing the border. Its gate-array approach combines the advantages of volume semiconductor processing with the opportunity to "personalize," as it were, the master slice of Schottky TTL gates into innumerable variations (Fig. 2). These chips supply the circuitry in both the System/38 and the architecturally different 4300.

As the architectural boundaries are penetrated, computer makers and semiconductor manufacturers will also have to reexamine their relationships.

### The two-way street

"The available component technology dictates the current computer micro-architecture," says Richard Chueh, director of engineering at National Semiconductor Corp.'s Large Computer Systems division in San Diego, Calif. "But this is a two-way street. Future component technology is directed by the computer architectural demands."

Although there is already cross fertilization of design ideas between computer and semiconductor manufacturers, the development of denser integrated circuits will force even more intimacy upon them than now exists. Some industry participants are already involved in joint development ventures, and some even predict business mergers will be necessary as computer architecture and semiconductor fabrication meld in the next generation of devices. Control Data Corp. and Fairchild Camera and Instrument Corp.'s joint development of a family of 100K ECL gate arrays reflects the changing relationships.


Because the hardware engineering is no longer insulated from software production and the logic design is

merging with semiconductor fabrication, the engineer's training and experience are broadening. "In the past it was easier to compartmentalize the design," says E. David Crockett, program director for advanced computer systems at Hewlett-Packard's General Systems division in Santa Clara, Calif. "Now you have to have a design team that can talk about everything. Companies with a great distance between their logic and chip designers will not achieve high-density circuits, I feel."

To prepare their development staffs for the future, computer companies are increasing the proportion of software programmers and exposing logic designers, chip designers, and wafer-fabrication engineers to each others' disciplines. Computer-aided design tools are being installed to relieve the engineers of the more tedious design tasks, eliminate bread-boarded prototypes, and simulate and test circuits. These automated techniques supply the rapid turnaround that future designs will require if they are to be locked quickly into a single chip of silicon.

Overlapping this technical upheaval are the computer market conditions. Lower-cost hardware has expanded both the applications of and the demand for computers, so that the industry is growing by leaps and bounds. Minicomputer firms, for example, are estimated to be growing between 25 and 30% this year [*Electronics*, Jan. 4, 1979, p. 107]. The mainframe vendors are just opening a new product cycle with their new architectures, which is expected to boost their growth to 15 to 17% from the usual 10 to 15%. Industry analysts say these conditions are expected to continue as the computer makers turn to the new technology and architectures in order to be able to offer their customers more capable, more reliable, and simpler-to-use machines than ever





before at the same price they pay now—or less.

There is a parable that warns that a house built on sand is unstable (Matt. 7:26). It is a lesson computer engineers were quick to learn.

They have continually been altering the various layers of their architecture to absorb the changes in the silicon chips that form the industry's foundation. But at no time since the invention of the transistor has the silicon foundation been shifting more rapidly. And never in the relatively short history of computers has there been so much inertia tending to stabilize the macro-architecture that users see—the equivalent of the roof of a house. Forced to balance stability against mutability, they are changing the way in which they engineer computers.

### **New ground rules**

“The semiconductor industry gave computer architects a whole new set of ground rules in terms of cost justifiable architectures,” observes James A. Katzman, one of the founders and chief architects of Tandem Computers Inc., Cupertino, Calif.

The rapid pace at which semiconductors have gotten denser, faster, and less expensive has changed the price/performance range of computer products. “Five or six years ago there was nothing that could be called



hardware between \$50 and \$10,000 in price. But in the last two to three years the space has been filled in rather liberally,” notes Richard J. Clayton, vice president for computer systems development at DEC. “When we look back 10 years from now, I think we’ll find this period was the peak of the acceleration of the rate of change.”

### **Random movement**

Shifting the fastest today is the area of logic circuitry as both semiconductor and computer manufacturers attempt to integrate it on a large and eventually very large scale. And this promises to cause the greatest change in the way computers are engineered, because the definitions of what constitutes computer architecture and semiconductor fabrication are being confused.

Each of the various elements of a computer—such as the registers, arithmetic and logic unit, instruction decoding logic, and address calculating circuits—has till now been implemented from chips containing only basic AND and OR gates. A three-phase clock circuit, for instance, might consist of three chips, an ALU might consist of several full-adder chips, and register files would be split up between several integrated circuits.

With large-scale integration, however, it is now possible to put several of those elements onto a single chip.



**2. Flexible choice.** Rather than use custom chips, IBM is turning to gate arrays as a means of using LSI logic and yet preserving architectural flexibility. The same master slice is used to make this chip for the 4300 (shown above) and others for the System/38.

**1. Component or computer?** Chips such as these custom large-scale integrated circuits used in Hewlett Packard's HP-300 computer are making it harder for computer engineers to define architectural boundaries. Three of them make up the central processing unit.

Microprocessors are of course the extreme example. They compress the entire central processing unit—registers, ALU, control circuits, and in some cases even memory—into a single chip, which as a result also supplies many of the micro-architectural details, such as the size and location of registers, the width and routing of data and control lines, and the construction of buffers and instruction pipelines, if any.

Because so many of these micro-architectural concerns are now part of the chip design, it has been difficult to come up with an LSI logic chip that could be widely used. Obviously a chip that used one company's micro-architecture would be useless to another company. And unless many people can use a chip, the production volumes will be low and production costs high.

The microprocessors that are such a good example of placing an entire micro-architecture on a chip also emphasize its drawbacks. In addition to their own micro-architecture, these microprocessors have their own macro-architecture and instruction set and thus are not well suited to implementing an existing computer architecture. Mostly microprocessors have been used as specialized processors for input/output, communications, and peripheral control.

So computer engineers and semiconductor designers

are searching for new ways to apply large-scale integration effectively to computers. Among the chip techniques more popular with computer designers today are: bit-slice microprocessors; programmable logic arrays and the newer programmable array logic; gate arrays; and of course, custom circuitry.

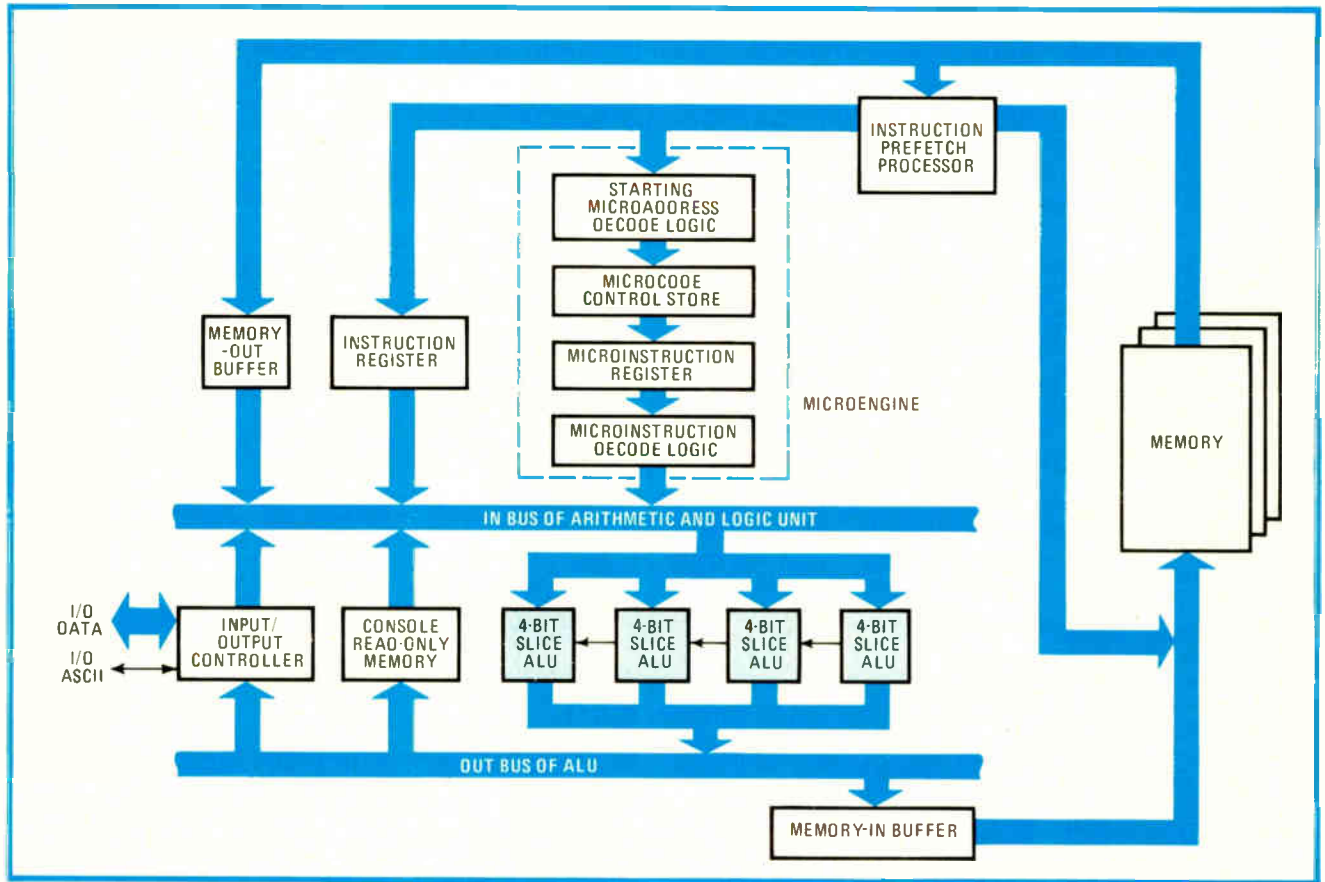
Bit-slice microprocessors essentially contain only the arithmetic and logic functions of the central processing unit; they lack the control portion. They operate on a "slice" of data, typically 4 bits at a time. The bit slices leave computer architects free to route their data and address paths as they wish and to pick the widths of the paths and the location and organization of registers and other micro-architectural elements.

#### **Bit-slice flexibility**

Moreover, the bit-slice units have no instruction sets the way microprocessors do. The designer microcodes the bit-slice to interpret the instruction set specified in the computer's macro-architecture. And to manage the microcode, most companies market a micro-instruction sequencer as a standard companion part to a bit slice.

Available since about 1975, the bit slices are just starting to show up in large numbers of computers. DEC, for example, used the Advanced Micro Devices 2901 in





**3. Sliced-up architecture.** Data General's new Nova 4 is an example of how the arithmetic and logic unit portion of the micro-architecture can be simplified by bit-slice microprocessors. Prefetched instructions are decoded by the micro-engine control portion.

its DECsystem-2020 [*Electronics*, March 16, 1978, p. 44]. Because of the low power consumption of the 2901's Schottky TTL, DEC boasts that the 2020 uses less power than a 1,000-watt portable hair dryer. And the advantages of the LSI-based process show up in the bottom line as well—the 2020 sells for \$150,000, less than many of the small mainframe computers with which it competes.

Modular Computer Systems Inc., Fort Lauderdale, Fla., also uses the 2901 in its Classic computer introduced last year [*Electronics*, March 16, 1978, p. 48]. According to Howard H. Hayakawa, marketing products manager, the parts allow them to get the entire CPU on a single circuit board. But he remembers how tough it was to make the decision in 1976 to go with a technology that was just emerging. "We felt we could take the risk of there being no second sources, and we lucked out."

The 2901 bit slice is also the basis of Data General's latest Nova 4 line of minicomputers [*Electronics*, Jan. 4, 1979, p. 206]. But, as Carl Carmen, vice president of engineering at the Westboro, Mass., company, notes, although these parts reduce the chip count, there are tradeoffs. "We feel we lose a little flexibility in bit-slice implementation. But those restrictions can be dealt with by microprogramming and our concept of a micro-engine." The micro-engine, Carmen explains, is a sophisticated control portion of the computer that interprets the instructions, then fetches and decodes the appropriate microinstructions in a pipelined fashion (Fig. 3).

But bit-slice parts are not right for all applications.

Even though parts are available that can handle a clock speed of 16 megahertz (a 62.5-nanosecond cycle time), the required microcode may make them too slow for larger machines.

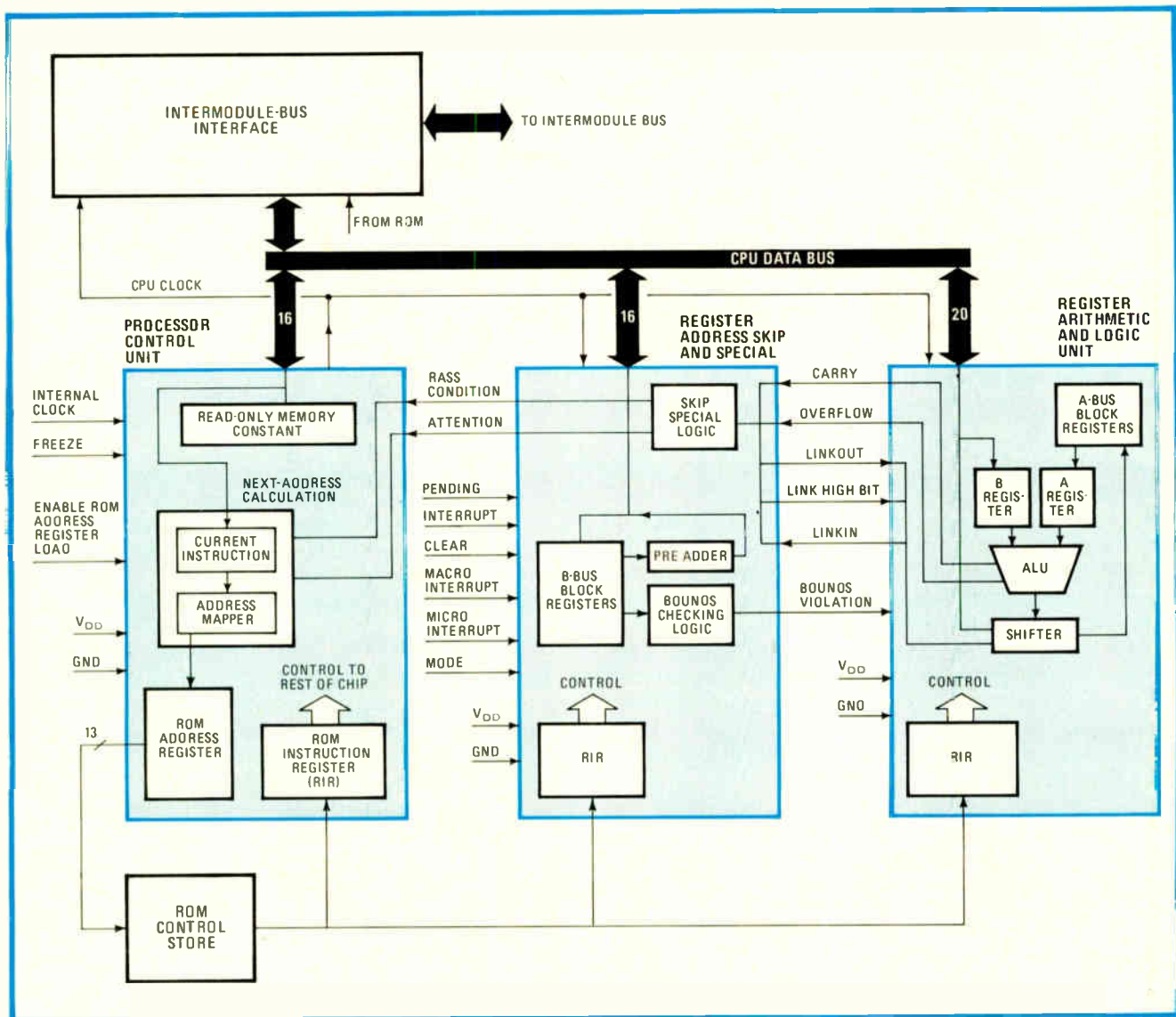
And for all their flexibility, bit-slice microprocessors impose architectural constraints on the designers. "There may be design assumptions made in the bit slice that might be inconsistent with the architecture you have in mind," cautions Brian Utley, System/38 project manager at the Rochester, Minn., facility of IBM's General Systems division. "Therefore the application will be less than optimum. There will either be too much overhead, or the bit slice will be no good at all."

### Programmable array pluses

Another attempt to produce a LSI logic device with wide applications has been programmable logic arrays and the newer programmable array logic. An early effort at avoiding custom LSI chip design [*Electronics*, Jan. 10, 1974, p. 74], PLAS contain two arrays of diodes. The first array forms a set of AND gates and creates the Boolean product in a logical expression. The outputs of this array are attached to the second array, which forms OR gates and performs the Boolean sum of the products.

Since the interconnections of both arrays can be modified, the user can customize or "program" the logic array to perform logical functions equivalent to some 400 to 16,000 gates. The modification was first done with masks at the semiconductor production level, but





**4. Blurred boundaries.** As this diagram of the HP-300 shows, what were once clearly micro-architectural details of the central processing unit (black lines) have been partitioned and integrated onto three custom chips, indicated by the colored blocks.

later versions, called field-programmable logic arrays, used fusible links that could be blown by the user.

A new and increasingly popular version is the programmable array logic [*Electronics*, July 6, 1978, p. 46]. Instead of giving the user two variable arrays of logical functions, the PAL lets him program only the first array. Although this limits some of the flexibility of the part, it allows the PAL to be programmed with the same standard programming units used for programmable read-only memories.

The PALs are just beginning to surface in commercial products, one of the first of which is Computer Automation's model 4/10S slave computer (see NCC product preview, starting on p. 193). This peripheral processor executes the same instruction set as the Naked Mini 4/10 processor to which it is attached, giving the user the benefits of parallel processing without requiring separate programming. And the PALs reduced the number of chips required to build the bus interfacing logic, according to George White, manager of special

project development at the Irvine, Calif., company.

Data General's Carl Carmen says such arrays are "useful tools along the way to using LSI. They allow you to be half-pregnant," because they give you LSI without requiring a custom-designed chip.

#### The custom route

Another way to take advantage of large-scale integration in computers is with a custom chip. Hewlett-Packard took that route in its HP-300. Here 90% of the CPU's logic was partitioned among three custom C-MOS-on-sapphire chips (Fig. 4). Engineering manager Jake Jacobs says the functional partitioning was chosen over a bit-slice approach because "it minimizes the effect of interchip propagation delays"—an important consideration for the HP-300's speed.

The resulting chip consists of a processor control unit (PCU) that fetches and interprets the microprogramming; a register, address, skip, and special unit (RASS); and also a register and arithmetic and logic unit

(RALU). Together, the RASS and RALU form the data paths and manipulation portions of the CPU. And instead of eight circuit boards the computer now fits on two.

But, as these HP parts illustrate, what once was clearly micro-architecture has now become the composition of the chip. And although HP was able to design the chips for use in the HP 3000 Series 33 computer, they will not have widespread standard applications.

In order to use LSI logic, computer engineers must decide whether to choose a standard part such as an array or bit slice and give up some architectural flexibility or to go to the expense of making a custom chip in order to exercise total architectural control.

### The designer's dilemma

"As density increases, parts are somewhat less standard than before," acknowledges Humbert Cordero Jr., manager of processor development at IBM's Systems Products division in Endicott, N. Y. "That's the dilemma all designers now have to consider. Do they want to use standard components such as bit slices or do they want to cast custom silicon? They both have cost/performance advantages; it is a design resources tradeoff."

IBM is attempting to reach a compromise with its master-slice gate array. This device is an array of multiple-input NAND gates with the interconnections between them being customized by changes in the top layers of metalization on the chip [*Electronics*, March 15, 1979, p. 105] "The master slice is a solution to the dilemma on the side of flexibility," Cordero says.

The flexibility of these gate arrays is seen in the fact that IBM uses the same master slices to make entirely different circuits for two architecturally different computers—the 4300 and the System/38. Using a computer-aided design system that takes logic diagrams and converts them into chip layouts, designers can individualize two of the chip's three levels of metalization. And to eliminate the cost of making a mask, IBM generally uses an electron-beam tool to write the metalization patterns directly onto the wafers to be processed.

Brian Utley, project manager for the System/38, says the master slice "changes the whole topology of the design process." Rather than having to choose between a functional partitioning of the logic or a bit-slice approach, Utley says this scheme allows designers to "aggregate or split functions from chip to chip as partitioning efficiencies dictate."

### Following the leader

Although IBM's gate array is not the densest possible and is considered large and power-hungry by some in the industry, it is attracting attention because of its implications. Many see it as the best solution for achieving architectural flexibility at a reasonable cost in the immediate future.

"A development like this puts our feet to the fire—not just those of the computer makers but of the semiconductor makers as well," says John W. Poduska, vice president of research and development at Prime Computer Inc., Wellesley Hills, Mass. "IC makers have been wondering what to do with their dense chips—they know they can put 5,000 gates on a chip, but the

marketing question is how to structure them."

The fact that IBM chose gate arrays may set off a round of follow the leader, he says. "Also, and very importantly, what IBM does is legitimized by the very fact that IBM has done it. This has affected the computer makers for years, and now the master-slice logic is doing the same to the semiconductor makers."

Indeed, the number of companies turning to gate-array approaches is increasing. And they are getting involved in it as never before. To get what it wanted, Control Data had to develop a very dense (100K) emitter-coupled-logic family jointly with Fairchild Camera and Instrument Corp. for its Cyber family of computers. Fairchild now markets it as the F200K family of components, and CDC's Service Bureau Corp. subsidiary offers a computer-aided design package for it [*Electronics*, March 30, 1978, p. 39].

The only other commercial computer maker currently to use gate arrays is Amdahl Corp., Sunnyvale, Calif. Its V/6 IBM-compatible computer is built from ECL gate arrays manufactured by Japan's Fujitsu Ltd. and Motorola Inc. from Amdahl masks, according to Lin C. Wu, Amdahl's director of machine technology.

### Involvement in gate arrays

But the semiconductor houses are preparing for what they see as a \$10 million market for gate arrays by 1980. Motorola has been marketing an ECL gate array and recently took the approach one step further with its Macrocell array [*Electronics*, Feb. 15, 1979, p. 113]. Instead of just gates, Motorola's Integrated Circuit division in Mesa, Ariz., places functional islands such as a full adder, dual half adders, multiplexers, and encoders on the chip. Then the computer designer, using a computer-aided design system, describes the interconnects of the functions that Motorola converts into final metalization layers.

Other semiconductor manufacturers getting into the gate-array act include RCA Corp.'s Solid State division, Somerville, N. J., Signetics Corp., Britain's Ferranti Ltd. and Plessey Ltd., France's RTC—La Radiotechnique Compélec, NV Philips Gloeilampenfabrieken of the Netherlands, and Siemens AG [*Electronics*, April 27, 1978, p. 84].

Still, nothing is perfect. "If you go to gate arrays, you have to have high confidence in your design," cautions William P. Ward, director of advanced development at Systems Engineering Laboratories Inc., Fort Lauderdale, Fla. "There's also the second-sourcing problem with arrays. You need other sources and there are few."

Although there is much support for gate arrays as a bridge between computer architectures and the semiconductor world, it may only be a temporary solution. The increasing density of the chips is blurring the distinctions between components and computers—so much so that it may result in an upheaval in the computer and semiconductor industries. Right now the "symbiotic relationship between the semiconductor makers and computer manufacturers works well, but in four or five years things will not be so rosy," predicts Computer Automation's White.

Because both memory and large amounts of logic can now be crammed onto one chip, the semiconductor



## The Manchester group

A major influence on computer technology and architecture since its inception has been Manchester University's Computer Science department headed by Tom Kilburn. Kilburn not only holds a string of basic computer patents but is credited with having written the world's first computer program, which ran on the ground-breaking Manchester Mark I computer in June 1948.

But it is as a team that Kilburn and co-workers like David G. B. Edwards in hardware and Ralph A. Broker in software (who now holds the chair of computing science at Essex University) have made their mark on large-scale computing on both sides of the Atlantic. Following his own inventive instincts, Kilburn has been concerned to push the state of the computer art, rather than "creating a stable computing environment," so that "the group has supplied a flood of ideas to the computer industry at large"—and to British industry in particular.

The Manchester group has worked closely with Ferranti Ltd. first and later with International Computers Ltd. (ICL), which absorbed Ferranti, on five generations of computers, starting with the Manchester Mark I. The Mark I went into operation ahead of U. S. systems because of a Cathode Ray Tube storage device invented by Manchester University's F. C. Williams as an elegant solution to the problem of storing computer data. It was the first computer in the world to be offered for commercial sale—marginally ahead of the Univac in February 1951. Its Williams Storage Tube technology, incidentally, was also licensed to IBM, which used it till the advent of core

memory. Most recently the group's MU5 was the principal design influence on the ICL 2900 series launched in October 1974 and developed at ICL's West Gorton factory.

A landmark machine was the Atlas computer developed by the university in collaboration with Ferranti. When it went into operation in December 1962, it was the most powerful computer in the world—roughly four times more powerful than a contemporary IBM 7094. Begun in 1956, the 48-bit machine was designed to meet the then-unique combination of requirements of high-processing speed (then considered a cycle time of 1 microsecond), multi-user capability, and the attachment of a large number of peripherals. The techniques developed to meet these objectives were landmarks in computer architecture, engineering, and programming.

Key micro-architectural techniques in the Atlas included instruction pipelining and memory interleaving. The macro-architecture was influenced by the development of virtual memory and paging, while the software world gained the concept of the operating system.

Now the Manchester group is embarked on the MU6G, a 64-bit general-purpose super-minicomputer that will fill a performance slot between DEC's VAX 11/780 and Prime's model 50 computers. The emphasis will be on the efficient use of high-level languages and a high communications capability. Future performance increases, says Edwards, will come from parallel processing. Under way is a data-flow computer project to solve the software problems of loading multiple processors. **-Kevin Smith**

manufacturers will be making basically architectural decisions in the future if the computer makers let them. "But they can't figure out our future programs, because that's not the business they're in," says White. "The result is they will lock us into semiconductor instruction sets, making our decisions for us."

The impact of this problem varies, of course, with the size and positioning of the computer companies. Most mainframe manufacturers and the largest minicomputer vendors—DEC, HP, TI, and Data General—have in-house semiconductor facilities to develop what they need. And others will have to follow—or at least set up a joint development effort with a semiconductor company.

### Marriages in the making?

Dan Robinson, general manager of National Semiconductor's Computer Products group, foresees "marriages between computer houses and semiconductor houses. Most computer companies have a lag in hardware technology—they don't have the tools or packaging techniques that IBM put into the 4300."

National Semiconductor is practicing what it preaches. It has begun design work on an ECL gate array, primarily to meet the needs of its Large Computer Systems division, Chueh says. Although the subsidiary of a semiconductor house, the Computer Systems division has up to now been purchasing most of its ECL from outside National.

Control Data, which already follows the joint development route, will do more joint work, according to Vacca, especially because of what he sees as a manpower short-

age. "At the same time as the semiconductor industry is grappling with the large problems of VLSI, they're short of people," he says. "Together we can make a team and the computer companies can take part of the responsibility. We're at a point where no one group can carry the thing to the product stage."

To the smaller computer companies, such joint ventures—or complete business mergers—may be the only road to survival. Without such arrangements, the smaller companies must wait for second-sourced parts or gamble on new technologies.

Doug Powell, director of strategic marketing for Motorola Semiconductor's Systems division, agrees that the industry is "crashing the technological barrier as it puts memory and processor on a single chip." The result is a "changing industrial environment that's as clear to see as a freight train at night. It will cause a realignment of the computer and semiconductor industry and encourage more people to work with other people."

But he warns that semiconductor houses have to be careful about which products result from such joint efforts. "We work closely with the computer houses but the computer companies don't work closely with each other. Therefore we have to be careful we don't develop what in essence is a custom part for one company."

Some of the larger computer companies have also noticed this attitude of the semiconductor companies and say that as a result they have to develop their own semiconductors in order to use LSI for logic circuits.

"We've lost the attention of the semiconductor industry," says Barry Borgerson, director of research and



## Running out of silicon?

Although many in the computer industry are concerned with how best to protect their architectural freedom while at the same time exploiting large-scale and very large-scale integrated circuits, some are already worrying about what's next.

"What do you do when silicon won't do anything else for you?" asks Steve Nelson, a senior logic design engineer at Cray Research's manufacturing headquarters in Chippewa Falls, Wis.

In earlier generations, simply moving from one circuit technology to another—from vacuum tubes to transistors, for instance—resulted in a dramatic improvement in computer performance. But as Nelson notes, the operating speeds of supercomputers such as the Cray 1 are approaching the theoretical limits of silicon—and of the speed of light itself.

"We may only get another 50% improvement in speed out of silicon, and that's not much compared with the orders of magnitude we've seen with earlier technological steps," the 30-year-old electrical engineer says. In his opinion, in fact, designers may be facing a dry spell. "We're in a lull—our demands are beyond silicon, and other technologies such as gallium arsenide or Josephson junctions aren't ready yet."

The solution, then, will simply have to be more innovative architectures. "We'll probably be forced to go to multiprocessors," he says.

But multiple processors imply more control, and control means software. Nelson, a veteran of three years of hardware design at Sperry Univac and three years of systems software work at Bell Telephone Laboratories, says others should get a similar mixture of experience and training. "To design the right architecture today, you have to understand software."



technical planning at Sperry Univac, Blue Bell, Pa. "We've had to get into the semiconductor business for survival." Univac has constructed a wafer fabrication plant at Eagan, Minn., and there and at its corporate research facility at Sudbury, Mass., is developing gate arrays in both ECL and Schottky TTL, as well as a variety of device technologies including C-MOS on sapphire and gallium arsenide.

Similarly, NCR Corp., Dayton Ohio, has opened three microelectronics facilities, and Burroughs Corp. operates semiconductor programs.

DEC has already in effect put its PDP-11/34 minicomputer on a single board thanks to a custom-designed chip set made in house. Called the LSI 11/23 [*Electronics*, March 15, 1979, p. 88], the computer shares the control, arithmetic and logic, and memory management functions of the micro-architecture among a three-chip set. DEC is also quietly at work on a custom Schottky TTL gate-array chip that will be useful for shrinking larger members of the PDP-11 line, insiders report.

Data General, which already makes its microNova microprocessor in house, early this year unveiled an upgraded version of the microprocessor. It forms the basis of a new product family that boasts triple the performance of the previous products and occupies one third the space [*Electronics*, March 1, 1979, p. 182]. And Carl Carmen says they are exploring gate arrays as well.

### Thanks for the memory

Although the changes in logic circuits are promising the biggest alterations in the way computers will be engineered tomorrow, the most fundamental changes in computer architecture to date have been a result of the evolution of semiconductor memory during this decade. And the semiconductor memories have infiltrated

computer structure in a number of places, often replacing more costly logic circuits:

- Affordable and fast read-only memories and programmable ROMs have encouraged the widespread use of microprogrammed computers, replacing hard-wired logic with so-called soft architectures.
- Fast random-access memories (RAMs) have replaced flip-flop circuits as registers, allowing architects to increase the number of registers used in a computer and easing the user's programming task.
- These same memories also make registers wider, widening data paths and improving machine throughput.
- Pipelined micro-architectural structures that provide various performance improvements take advantage of the fast RAMs, using them as buffers in the pipeline.
- Fast bipolar RAMs are also entering memory cache units designed to limit the number of accesses to main memory and thus speed up the machine.
- Also, of course, main memory, once the most precious commodity in a computer, is now relatively inexpensive. And as the memory parts become faster, denser, and even less expensive, their use will continue to increase.

This increased use of memory is most noticeable in the main memory area. An IBM System/370 model 148 mainframe, for example, was limited to 2 megabytes of memory, which in 1976 sold for \$170,000 a megabyte. The 4341 processor introduced this past January to replace it can support as much as 4 megabytes of memory. And the memory sells for just \$15,000 a megabyte.

The shifting memory has had an impact on more than just hardware. "The new silicon is buying us more flexibility in software design," says Prime's Poduska.

For example, the higher-level languages that users find more efficient require more hardware. But the new larger memory, Poduska says, lets the computer absorb

the approximately 20% storage penalty inherent in the use of those languages.

The additional main memory serves no useful purpose, however, unless it can be addressed—a problem that influenced a number of the recent macro- and micro-architectural changes.

A case in point is the 16-bit address so popular in minicomputers. It can obviously address only  $2^{16}$ , or 65,536, bytes of memory. Although that was thought to be enough in 1969 when DEC's PDP-11 computer was introduced, DEC and other manufacturers were chagrined to discover several years later it was inadequate.

### Memory mapping

One solution would be to increase the length of the address, but that entails a reworking of the macro-architecture that would make it incompatible with previous machines. Instead, most vendors in recent years have changed the micro-architecture to handle memory mapping. Because this change in the micro-architecture maps the macro-architecture addresses into new addresses usable by the computer's memory, a user need not change the addresses in his programs—the machines are compatible. Continuing to use DEC as an example, the PDP-11/70 introduced in 1975 is a 16-bit computer compatible with the addressing scheme used by the rest of the PDP-11 line. But because of memory mapping, it can reference up to 2 megabytes of main memory instead of the previous limit of 64 kilobytes.

To further buffer users from the physical limitations of a computer's memory, virtual memory schemes have been used. By integrating the management of the main memory with that of such peripheral memory as disk drives, the virtual memory system lets each user of the computer think he has more memory than the machine physically holds. Although controlled by a computer's operating system software, virtual memory requires a computer's architecture to be modified to support it. Some of the most dramatic new computer architectures to surface in recent months owe their uniqueness to how they approach memory addressing and virtual memory.

### Why a 32-bit address

One primary reason why DEC's VAX 11/780 macro-architecture went to 32 bits for its basic instruction and address length, for instance, was to enlarge the amount of memory that could be referred to [*Electronics*, Nov. 11, 1977, p. 36; July 6, 1978, p. 98]. Since 32 bits can form over 4 billion different addresses, users can reference their data without wasting the time involved in mapping or memory segmentation management techniques. At the same time DEC coordinated the design of the virtual memory software with the design of the micro-architecture, adding features to the hardware to facilitate the translation between a virtual address and the physical storage address. The most significant of these additions occurs in the address translation hardware, in which a set of processor translation caches made of high-speed RAMs store the translation of the most recently referenced address. This makes access to memory faster since frequently used locations in memory can be referred to directly.

Although the macro-architecture uses a 32-bit address length, the micro-architecture uses a 30-bit address, permitting up to 1 billion bytes of memory to be used. Currently, only 2 megabytes of main memory are offered with the machine—and if the programmer addresses more memory, the virtual memory software stores the extra information on disk drives. But this combination of macro- and micro-architectural planning gives DEC the freedom to increase the amount of memory physically offered with the VAX 11/780 without affecting the user's programming. The 32-bit architecture also provides higher arithmetic accuracy and offers new data type and instruction flexibility.

Similarly, a larger 28-bit address in the HP-300 macro-architecture [*Electronics*, Oct. 12, 1978, p. 39; Feb. 1, 1979, p. 108] lets users address some 270 megabytes of memory. In its micro-architecture, a 24-bit address allows up to 16 megabytes of hardware main memory to be added, although the product is currently sold with a maximum of 1 megabyte of memory. Once again, architectural planning leaves room for future memory expansion without forcing the user to reprogram the computer.

### The System/38 example

An example of how changing the memory addressing can affect users is the System/38 small business system from IBM's General Systems division. Designed to replace the popular, but aging, System/3, the System/38 is sold with software to help a user move programs written for the System/3 to the System/38's instruction set and macro-architecture. The company emphasizes this conversion capability, but IBM insiders concede the System/38 has a radically different architecture [*Electronics*, Nov. 9, 1978, p. 81; March 15, 1979, p. 105].

Once again, a primary design consideration in the System/38 was the ability to address large amounts of memory. So the IBM architects chose a 48-bit address that can produce a staggering 281 trillion bytes of memory—some 16 million times more than IBM offers on its largest System/370 mainframe. Also, as will be discussed later, the System/38 has a new instruction set, an expanded choice of data types, and a more flexible memory management scheme.

System/38 project manager Brian Utley says IBM attempted to make its macro-architecture a high-level one, having "minimal bonds to the system's physical attributes." The memory addressing illustrates this. Although the macro-architecture can refer to a huge 281 gigabytes, the micro-architecture uses a 21-bit address and currently supports just 1.5 megabytes in hardware. Obviously IBM can add more storage as the price of semiconductors comes down, but the macro-architecture's addressing should suffice for quite some time to come, saving future users from converting their software.

Memory has also had a significant architectural impact in the control portion of the central processing unit. The improvements in read-only memories have encouraged the widespread use of microcoded machines since 1970. And with random-access memories becoming as fast as ROMs, the trend is to put microcode in them to make the design still more flexible. Microcode translates



## Time to rethink

While the movement in semiconductor technology to larger scales of integration poses architectural dilemmas, some also see it as offering a unique opportunity.

"Designers typically scale down discrete designs to fit large-scale integration," says E. David Crockett, program manager for advanced computer systems at Hewlett Packard Co.'s General Systems division in Santa Clara, Calif. "But if I can put 10,000 gates on a chip, it's time to reexamine the architecture."

"Perpetuating the existing designs isn't bad unless that blinds you to other ways of doing things," says Crockett, a 17-year veteran of the industry. Too many designers today "view the new technology as just another pass at their existing designs rather than an opportunity to rethink things"—and Crockett has had the opportunity to supervise many designers. Like many others in the business, he started his career at IBM. After eight years there, he left in 1970 to work at Computer Synectics Inc. of Santa Clara and later at Memorex Corp. He joined Hewlett-Packard Co. in 1972 as department manager for systems manage-

ment and was named research and development manager at the General Systems division in January 1976. He assumed his current position somewhat under two years ago, in September 1977.

Rather than worry about the ability to assimilate the rapid rate of change he has seen in the industry, Crockett seems to revel in it. "This is the most exciting period of time I've ever seen," he declares.



the instruction set used in the macro-architecture into the control signals understood by the hardware in the micro-architecture. Placing the microcode in RAM control storage instead of the ROM makes it easier to change the micro-architecture without affecting the macro-architecture. Such machines are therefore viewed as having a "soft" architecture.

"There'll be a lot more of these soft processors in the next five years," predicts Aaron H. (Wes) Wester, a product manager at the Computer Systems division of Texas Instruments' Digital Systems group. "They offer standardized hardware that can still be customized."

### Microcode at IBM . . .

IBM exploited the microcode concept in the design of its 4300 low-end mainframe computers [*Electronics*, Feb. 15, p. 85]. The estimated \$200 billion investment in software for the System/360 and /370 mainframe computers creates an inertia that ties IBM's Data Processing division hand and foot to macro-architecture compatibility—a problem the General System division chose not to face in its radically different System/38.

"The objective of the 4300's Extended Control Program Support/Virtual Storage Extended mode of operation was to improve the machine for VSE control programs while not changing the interface the user sees," says Cordero of IBM's Systems Products division, which manufactures the 4300 machines. Cordero, who supervised the three-year development of the 4341, adds that "that kind of architectural flexibility required flexible hardware. That implies a significant amount of control store."

So where some low-end System/370s had only 32 kilobytes of control store, the new low-end model 4331 has 128 kilobytes of control store and borrows an additional 16 kilobytes of main storage for its microcode. The more powerful 4341 has a total of 56 kilobytes of control store and borrows 108 kilobytes of main storage.

If imitation is the sincerest form of flattery, then IBM

must be busting its buttons. Not only has the number of companies that emulate its macro-architecture doubled in the past year or so, but most of them do it with microcoded machines.

### . . . and elsewhere

National Semiconductor Corp. of Santa Clara, Calif., has two sets of machines that run IBM software. Its San Diego Large Computer Systems division manufactures mainframe style computers that are marketed as the Advanced System line by Intel, the San Francisco-based leasing company. Heavily microcoded, these machines emulate the larger members of the IBM/370 mainframe line.

Last year, National's Computer Products group introduced its minicomputer-style System 400 [*Electronics*, May 11, 1978, p. 81]. Oriented around a bus, the System 400 consists of multiple 32-bit microprogrammed processors made from eight National IDM2901A bit slices, functioning either as an instruction unit or input/output processor, a special microprocessor-based service processor, and up to 16 256-kilobyte memory modules (Fig. 5). As Daniel N. Robinson, director and general manager of the group points out, such an architecture is totally dependent on the available chips. "The 400 is a totally writable control store. That would barely have been possible to do 5 years ago and impossible to do 8 to 10 years ago."

Magnuson Systems Inc. [*Electronics*, May 25, 1978, p. 93] also uses a heavily microcoded, bus-oriented machine. Notes Carl Amdahl, architect of the system and the company's vice president of engineering, "Our architecture is the best to maintain compatibility because of the ability to add hardware easily to the bus and easily microcode the machine."

Semiconductor memory in the form of high-speed registers has also had a direct influence on the various levels of architecture. Because fast RAMs could replace more expensive flip-flop circuits for this function, the



## No free lunch

"People are misdirected into thinking computer architecture is a free game—but it isn't," states Gene Amdahl. The architect of IBM's System/360, Amdahl is now chairman of the Sunnyvale, Calif., manufacturer of IBM-compatible computers that bears his name. He feels more companies should follow his lead in adopting the IBM System/360 and 370 mainframe computer macro-architecture as a standard and in designing hardware architectures that can run it.

For all his involvement with the IBM System/360, Amdahl admits it is "clearly not an optimal architecture." But, he says, "Architecture does not exist for the sake of architecture. It is first and foremost an activity to satisfy the needs of the users who will buy the machines." He draws an analogy with the early days of electricity when each utility company had its own plug configuration, voltage, and frequency in an effort to maintain a monopoly. "I've yet to find a case where monopoly is in the best interest of the consumer," he says.

Just as the country's electric utility system was standardized, Amdahl feels the computer industry has "reached and exceeded the point where we need a standard. As it is now, we can't change architecture much because customers can't afford the software change. Even IBM can't change it much." And Amdahl's philosophy is "if you can't change—adopt."

In his opinion, the fact that so many companies have

followed his lead into the IBM-compatible field is evidence that companies can compete successfully even if the highest layer of architecture is standardized. "There is more opportunity where there exists a broad market that's accessible. And the need for enormous resources is less if you deal in a market where you don't have to make everything a customer needs," he says.

Nor will such architectural standardization cause the technology to stagnate, Amdahl predicts, because additional features "that are attractive to the marketplace can be added to the standard."

"Everybody benefits from such standardization," Amdahl concludes. "The only one who doesn't benefit is somebody who decides not to participate. I think that standardization's inevitable."



number of registers could be increased. In computers designed for multiprogramming, for example, multiple general-purpose registers permit faster context switching. When programs are switched, the contents of the register set need not be saved in main memory and reloaded with the contents of the new job. Instead, each program is assigned its own set of registers.

### Pipelining approaches

Pipelining is another micro-architectural technique that owes its current popularity to the shifting semiconductor price/performance curve. The pipelining technique lets one instruction be fetched and decoded while a previous one is being executed. Instruction pipelines can become a hindrance, however, when the program branches to an instruction other than the next one in line. To circumvent this, parallel pipelines are used—one for the current instructions and others for the most likely branch instructions. As Prime's Poduska notes, "With cheap registers, there's no reason to stop at just two pipelines."

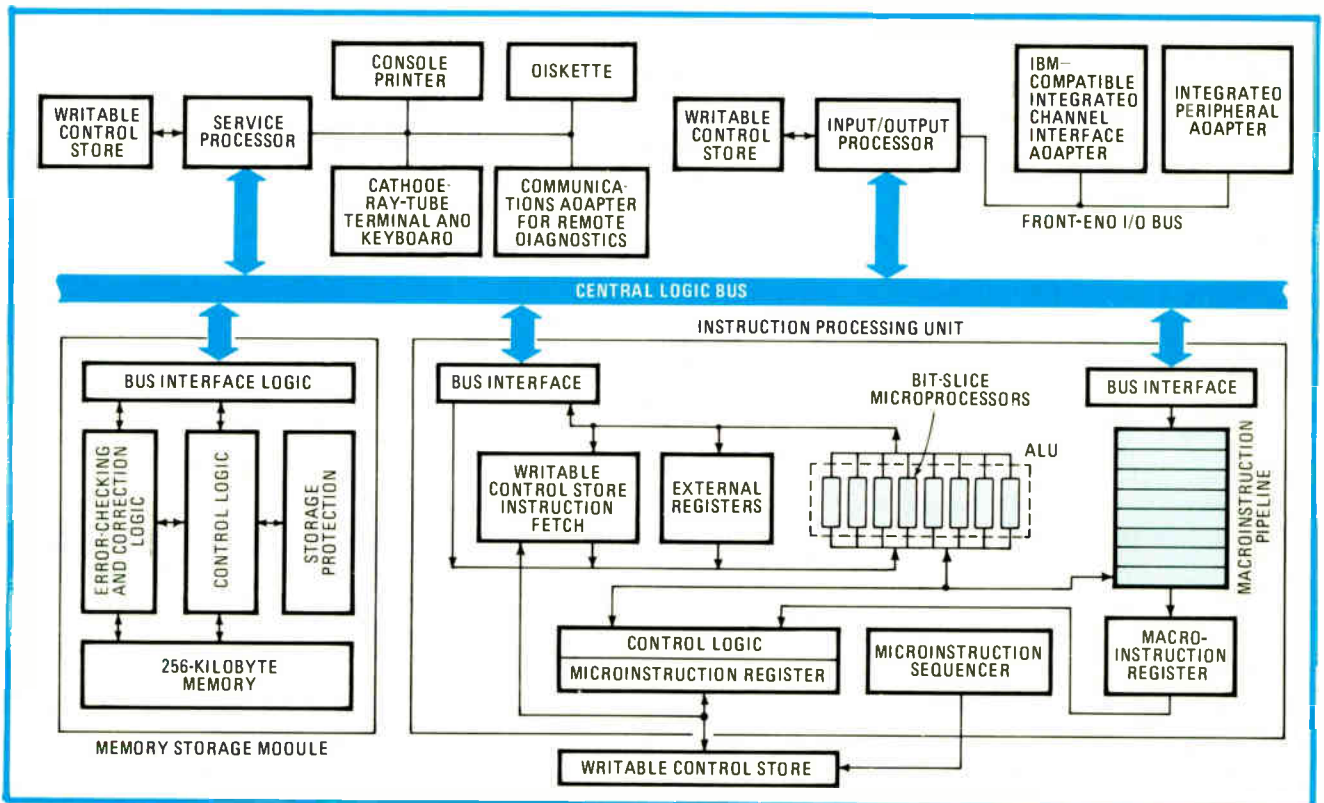
This pipelining approach was used by IBM in 1977 in its top-of-the-line 3033 mainframe computer. Similar architecturally to the System/370 model 168, the 3033 is an example of how a change in such micro-architectural details as the pipeline and memory cache can speed up a machine without affecting the macro-architecture. As seen in Fig. 6, the three sets of instruction buffers in the 3033 can each hold four double-word instructions, whereas the two sets of instruction buffers in the model 168 held only two instructions each. Similarly the operand and address register sets in the 3033 are three times larger than in the 168. As John S. Liptay,

senior engineer at IBM's Data Systems division in Poughkeepsie, N. Y., notes, the register size could be increased because IBM was able to "get a lot more complex function essentially free," by making use of more modern semiconductors.

Data General improved the performance of its Nova 4 line by using a high degree of pipelining, Carmen notes. Up to 16 instructions can be prefetched into the pipeline for decoding by the so-called micro-engine while another instruction is being executed. A big advantage of using this technique is that it "permits us to achieve higher throughput without having to change the circuit family we're using," Carmen says. And not changing circuit families "saves us the expense of retooling with new test equipment both in the factory and in the field."

Richard Chueh of National Semiconductor's Large Computer Systems division says that the availability of registers also allows designers to include wider data paths in their micro-architecture. "Each data path means another register. But since registers are cheap today you can implement wider data paths." Besides speeding the transfer of data within the machine, the wider data paths "let you replace logic with memory," Chueh says. "Instead of doing an operation on 8 bits at a time and having logic keep track of where you are, you can do operations on 64 bits at a time."

Once again, several recent computer systems are excellent examples of the widening of the data paths. IBM's 4341 has 64-bit-wide data paths when the older 370/148 had only 32-bit paths (Fig. 7). Perhaps the most extreme example of the use of registers is Control Data's Cyber 203 supercomputer. Designed for high-speed processing of large arrays of numbers, the Cyber's



**5. Microcoded emulation.** Though compatible with IBM's macro-architecture, National Semiconductor's System/400 micro-architecture is different. Multiple microprogrammed instruction, I/O, or service processors can connect to the bus with up to 16 memory modules.

micro-architecture includes a bank of 256 general-purpose registers [*Electronics*, Feb. 1, 1979, p. 42]. Configured as duplicate banks, this register file can perform two read and one write operation in a single 20-ns clock cycle.

But National's Chueh points out that the limited supply of fast RAM registers is also an example of how the current relationship between the computer and semiconductor makers is not working as well as it either should or could. "Semiconductor houses are only interested in high-volume parts" and feel registers are not used in large enough quantities, Chueh says. "But," he adds, "the semiconductor makers don't realize the importance of the registers to computer architects. The registers are what determines the cycle time of the CPU, and if they're not fast enough, they can be a bottleneck." In fact, he says, they are so important, "I'd be willing to pay anything for them."

As a result, Chueh notes, many mainframe manufacturers have begun manufacturing such parts in house. Even National Semiconductor was slow to move. It decided to build fast register chips only after its Large Computer Systems division asked for them, he says.

### Cache for speed

Another micro-architectural element that has felt memory's impact is the high-speed cache memory that is inserted between the somewhat slower main memory and the CPU. "There has always existed an imbalance in speed between the CPU and the memory," Chueh says. Engineers have gotten around the problem by using memory interleaving and instruction pipelining and

prefetching. These architectural techniques "all cost logic," as Chueh notes, but now fast memories can improve speed by putting cache between the memory and the CPU.

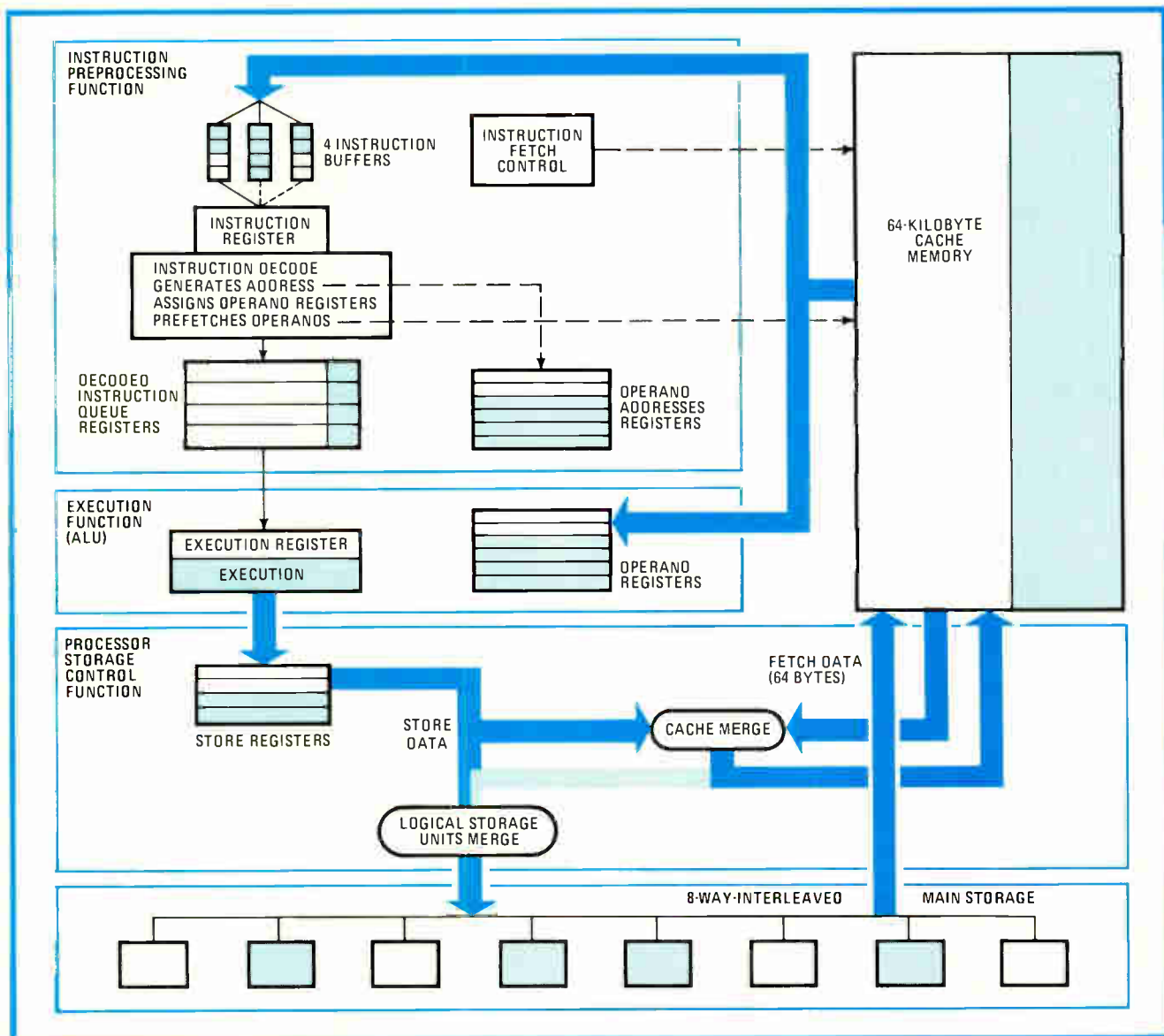
Prime raised its top of the line with the model 750, introduced in January [*Electronics*, Jan. 18, 1979, p. 174]. A major architectural contributor to the improved performance was 1.6 megabytes of cache—some four times as much as was used in the earlier model 400. Prime's Poduska sums it up: "We're throwing silicon at problems."

Similarly, cache memory helps IBM's 4341 processor outperform the older System/370 model 148. The 4341 has an 8-kilobyte cache memory, the first time such a small IBM mainframe used the technique.

As may be apparent, many of the newer computer architectures discussed here amalgamate several of the micro-architectural techniques prompted by semiconductor technology. Some additional new architectures also illustrate how these various elements can be melded into improved machines.

Burroughs Corp., for example, unveiled its 2900 and 3900 machines earlier this year to replace its older 2800 computers [*Electronics*, March 15, 1979, p. 16]. Collectively called the 900 series, the new machines have up to five times the performance of the older 2800, at only a 27% increase in purchase price while using about half the power and half the space of the previous units.

Although supporting the same software as the 2800, the 900 series has an entirely different micro-architecture, which Burroughs describes as "micro-modular concurrent." As seen in Fig. 8, the CPU is configured



**6. Architectural expansion.** As the shaded portions indicate, IBM's 3033 processor expanded many of the micro-architectural elements of the 168. Existing instruction buffers doubled in size and an extra one was added, the cache was doubled, and register banks were enlarged.

from eight different processing elements operating in parallel:

- The program module prefetches and decodes the machine's instructions.
- The process control module includes the microcode control store and steers the execution of the operation.
- The execution module performs the operations.
- The memory access module performs data transfers.
- The data buffer acts as a cache.
- The memory control module coordinates memory requests from the memory access module and the I/O processor.
- The I/O processor moves data between main memory and the peripheral devices.
- The data-link processors control the peripherals.

According to Robert Merrill, vice president and group executive for Computer Systems group, the 900's architecture includes separate control and data lines interconnecting the modules that operate in parallel to each

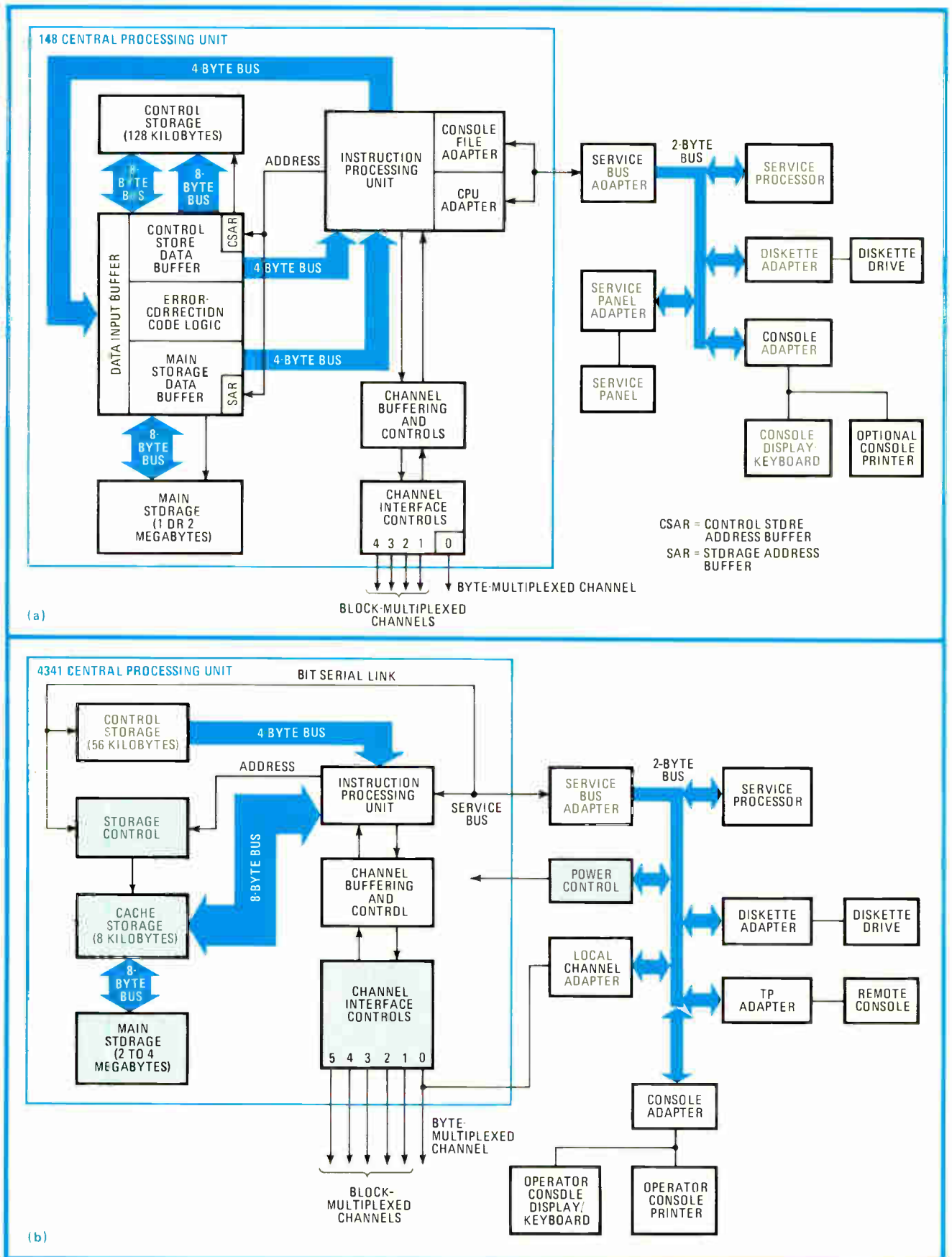
other. "Such an architecture lets a machine operate three to four times faster than the older model with the same clock rate," because the older architecture was "too sequential and depended on one instruction following another."

A major contributor to making such a parallel processor architecture possible in a small-scale mainframe was the price/performance of semiconductors. "The bit slice and advanced Schottky transistor-transistor logic were certainly important in reducing the costs of this approach," Merrill says.

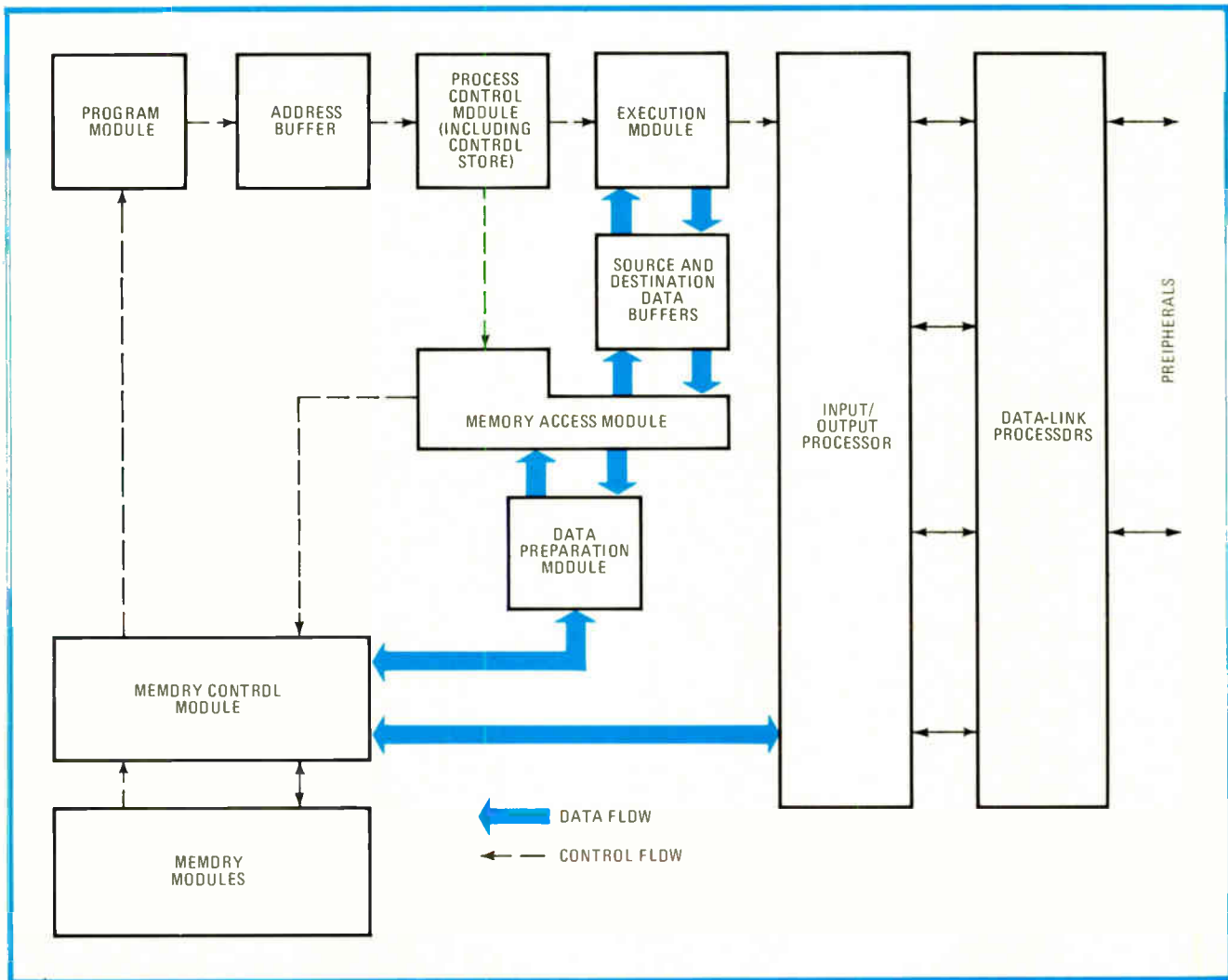
Additionally, the use of microcode "lets us partition a problem into concurrent problems that can be done in parallel," Merrill says. He explains that part of this results from study begun by Burroughs in 1968 to find out what type of program code was being executed by customers and where concurrent operations could improve performance.

The availability of high-performance semiconductor





**7. Stable facade.** Still compatible with System/370 computers like this 148 (a), IBM's new 4341 (b) processor has a new micro-architecture. Cache memory has been added, the data path widened, main storage doubled, and a special power controller attached.



**8. Parallel structures.** Eight different processing modules make up Burroughs' new 900 series computers. Since they can all operate concurrently, this micro-architecture permits the 900 to operate faster than earlier models with the same clock rates.

logic families has also helped engineers at NCR Corp. design an unusual architecture. The Dayton, Ohio-based firm went to a bus-oriented design in its Criterion series mainframes in 1976 [*Electronics*, May 13, 1976, p. 38].

### A bus in a mainframe

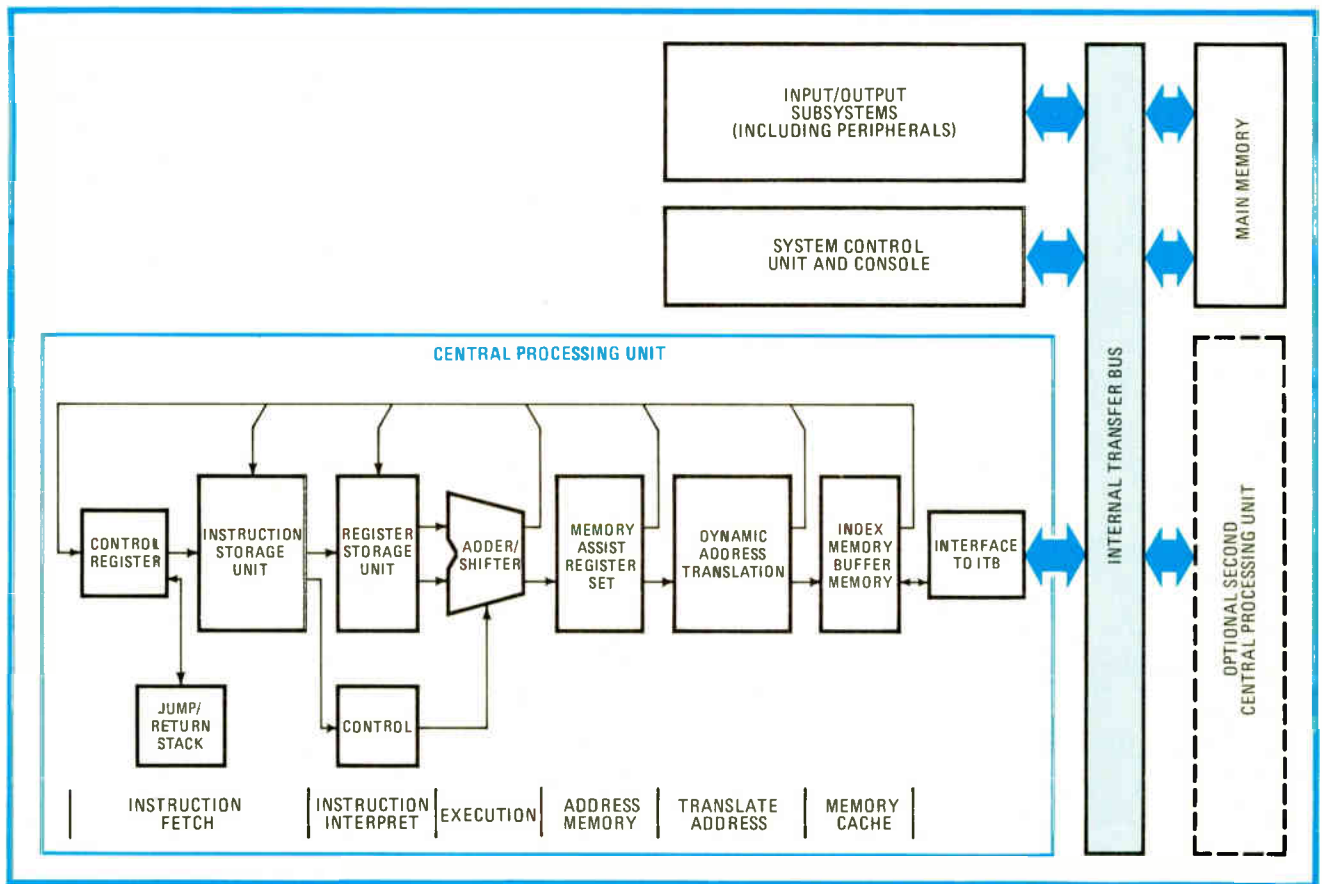
Using a single bus to transmit both control signals and data between the various portions of a computer is a common micro-architectural technique among minicomputer designers. It is unusual in larger—and faster—machines, however, because the shared bus can seldom operate at a high enough speed to keep up with the CPU. But the bus has its advantages in that each element of the computer operates independently, making the configuration flexible and later upgrading easier.

So NCR designed a high-speed bus. Called the Internal Transfer Bus, it is 32 bits wide and operates at 72 megabytes per second. As Thomas Mitter, program manager for large EDP programs, says, "The bus had to have a fast cycle time in order to distribute information," and the availability of fast emitter-coupled logic circuits to drive the bus lines "gave us the confidence to go to a bus design." Apparently it has worked. When the

firm introduced its new top-of-the-line 8600 processor last year [*Electronics*, Dec. 7, 1978, p. 44], it was able to double the processor speed (from 56 ns to a cycle time of 26 ns) and still use the same bus design.

As can be seen in Fig. 9, the NCR 8600 also makes use of a number of the other micro-architectural devices mentioned so far, besides adding some special twists of its own. Microprogramming is heavily used to interpret the instruction set of the macro-architecture, enabling NCR to provide 8600 users with as many as three different operating schemes in what it calls "virtual machines." These three modes of operation each run with a separate set of microcode, which in turn is dedicated to efficiently running programs written in Cobol, Fortran, or NCR's own VRX language. Although most machines these days can understand more than one programming language, they do not contain separate microcode to optimize the performance of these programs the way the NCR machine does.

Cache memory is also included in the 8600 design to speed up memory access. An unusual aspect of the 8600's memory management hardware is the addition of an address translation buffer to hold the most recently



**9. Bus-oriented.** Unusual among mainframe micro-architectures is NCR's bus-oriented 8600, based on the 32-bit wide, internal transfer bus that operates at 72 megabytes per second. Extra registers aid in address translation and cache memory improves performance.

used virtual address. Once again, the use of an extra memory element improves performance by shortening the time it takes to access memory repetitively.

Compared to the changing micro-architecture of the hardware, the macro-architecture of the uppermost layer seems almost static. And computer engineers intend to keep it that way—especially for big mainframes.

“We don’t see the macro-architecture changing much, except in an evolutionary way,” says Tom Mitter of NCR, echoing the sentiments of many in the industry. “Particularly from the point of the view of the user, to migrate to a new architecture would be traumatic.”

### Room at the top

But this not to say that the macro-architectures are stagnant. “Certainly we will add more and more features,” Mitter says. “It’s like having a house—if you want other things, you add rooms.” NCR’s 8600 computers are excellent examples of that. Where the older 8500 machines have 71 instructions and operate in NCR’s VRX or Cobol programming languages, the 8600 has 105 instructions and can operate in Fortran as well.

IBM took the same evolutionary approach with its 4300. Compatibility with the existing System/370 instruction set is provided by the Extended Control Program Support in System/370 mode. But extra features, including a new virtual memory system, have been added and are available under the new Disk Operating System/Virtual Storage Extended mode of opera-

tion. IBM will not specify how different the instruction set is, however.

“The higher up you get in the performance level, the harder it is to change the macro-architecture,” says Univac’s Barry Borgerson. “Several large computer companies started programs to develop sophisticated new architectures and canceled them because they discovered the conversion costs would be too high.” Although he did not specify, two companies come to mind. IBM canceled its so-called “Future Systems” in March 1975, and Univac canned its project Roanoke in the spring of 1977.

But as already mentioned, the past several months have brought several macro-architectural surprises from smaller computers. “There comes a time when you have to break with the past and get a fresh start,” says HP’s David Crockett (see “Time to rethink,” p. 122).

### Fresh starts

A primary reason for making such a fresh start is to produce a computer that is easier to program and use. So although HP based the architectural design of its HP-300 on the current HP-3000 series of computers, much of the older 3000 software cannot be used on the new machine because several fundamental macro-architectural features are different. Crockett says that at least half of the 3000’s instruction set was replaced with new instructions. What the architects did was remove infrequently used instructions and substitute new ones that simplified



## Computers designing computers

As more and more of the computer architecture is placed on the semiconductor chip, more sophisticated design techniques are needed. To most computer companies that has meant computer-aided design. Almost all companies today have some sort of program to automate and therefore shorten the design process. Perhaps even more significant is the error reduction that design automation provides, because once a design is on a chip it is difficult to change.

Many in the industry agree that IBM appears to have the most sophisticated design automation system. The elaborate system is used to design the metal interconnect layers for its gate-array master-slice chips. The packaging scheme places up to nine of these logic chips on a single 23-layer ceramic carrier, which are then placed on 8-layer cards that plug into 16-layer boards. The automated design system is also used to lay out the metal interconnections on these elements.

Installed at some 25 IBM facilities worldwide, the approach enables designs from one location be transferred to another location where they can be integrated into a larger system. Once the design is complete, the plans are communicated to the manufacturing facility where a computer-driven electron-beam tool is used to write the patterns on the chips.

The first step in this process is the entry of the logic design into the computer either in list form through an alphanumeric terminal or as a logic diagram through a graphics terminal.

The designers then partition the functions between chips. The computer, using a set of software tools, simulates the logic to check if it does in fact perform its intended functions as it should. Then it automatically maps the logical design into a physical chip layout. As soon as it reaches this point, the computer checks to make sure that the circuit complies with applications rules such as fan-in and fan-out limits.

Another program determines the exact placement of each circuit on the chip with the goal of minimizing interconnection lengths and maximizing the probability of finding paths for all the interconnections. A separate wiring program then lays out the actual interconnections, as shown in the photograph on the left. This program also makes electrical checks to assure that voltage drops are within limits, as shown in second photograph. Should this program be unable to route an interconnection, the designer can manually intervene.

Now, additional checks are performed to make sure the resulting chip layout conforms to the fabrication technology's geometric parameters. As the physical layout of the chip becomes final, the computer begins generating test patterns. It determines the pattern of input stimuli and the expected outputs. Should the chip incorporate the internal registers of IBM's Level Sensitive Scan Design [*Electronics*, March 15, 1978, p. 108], it will also prescribe the data patterns to be put in and the expected output.

Finally, after the design is validated once again, it is transmitted to the manufacturing facility.



programming, such as instructions that can operate on strings of characters.

The HP-300 also uses a split stack, instead of the single stack the HP-3000 offered, making management of the stack easier. The earlier 3000 architecture permits only data to be stored in virtual memory, thus limiting the size of the programs themselves. To give programmers more flexibility, the HP-300 lets them store both programs and data in the variable-size virtual memory.

Whereas the older unit was basically a 16-bit machine, the 300 has a 32-bit architecture. Crockett notes that provides room for future growth. "Currently the HP-300 has 16-bit data paths, so there's room to slide in new hardware without affecting the user."

Although in the design of its 4300 IBM's Data Processing division felt constrained to stay compatible with the System/370, the General Systems division had more freedom. It produced an entirely new architecture that is

intended to insulate the users from future changes in the hardware's micro-architecture. IBM describes the resulting System/38 as having a "high-level object-oriented architecture." This means all data and programs are stored as "objects" whose internal format stops being apparent to the user once the object's characteristics and initial values are defined. This is a departure from most architectures, which require a programmer to keep track of the type of data—decimal or integer, fixed or floating point—being stored in a particular location.

### Object advantages

It also simplifies the instruction set the programmers must use. Instead of different add instructions for each of the different data types, one numeric add instruction is used in the System/38. It operates on whatever type of data is in an object, with the machine handling the necessary conversions and scaling between data types.

lengths, and decimal positioning that are normally handled by the programmer.

Also breaking with the past to provide a more flexible and easier-to-program computer was Digital Equipment Corp. As already mentioned, its VAX 11/780 was a radical departure for the leader in 16-bit minicomputers. To begin with, the 32-bit addressing discussed earlier gave programmers the ability to directly address up to 4 billion bytes—some 62,000 times the previous limit.

There were also major modifications to the instruction set, to take advantage of the flexibility and increased precision 32 bits provides. Operations in the PDP-11 are primarily performed in a stack, but the VAX provides multiple-register, memory-to-memory data manipulation methods, and a number of indexed addressing modes as well. Floating-point arithmetic hardware was added to the micro-architecture, giving programmers the precision of 64-bit numbers. As data is now 32 bits wide, all the machine's data types could be extended and new ones such as packed decimal strings, character strings, and variable bit fields were added for programming ease.

It seems the architectural activity at the low end will continue. For example, Sperry Univac is planning a clean sweeping away of the past at its newly acquired minicomputer operation in Irvine, Calif. According to Ken Lamb, manager of processor developing, a machine due out next year will have "a brand-new innovative architecture," although he won't reveal details.

### Debating room

There is debate in the industry over whether there is room for any more macro-architectures.

Promising improved reliability, Tandem introduced a new architecture with its Non-Stop system in 1975. Today, architect Katzman says there's still "absolutely room for new architectures. The question is are you providing a capability that's not available." The basic market for Tandem's multiple-processor redundant backup systems, Katzman observes, "is for new applications that were never automated before, not as replacements for existing computers." Thus the software compatibility pressure is not as great, he says.

Data General's Carl Carmen says there are actually two different types of machines on the market: general-purpose computers and integrated "hardware-software systems where all the user sees is a high-level language interface such as Cobol or Basic." Since such high-level languages are almost by definition consistent across various macro-architectures, this second type of machine could be varied architecturally. But with a general-purpose computer the user sees the instruction set, so any macro-architectural change will show up immediately as a change in the instruction set.

Carmen admits that to change such a general-purpose computer, "customers would have to see many benefits and positive attributes to justify the disruption such a change would cause."

Gene Amdahl, renowned as the architect of the IBM System/360 and later as the architect of the Amdahl Corp. plug-compatible machines, agrees that any future macro-architectures "must be perceived by the users as the architecture of the future. They must look worth-

while enough for the customer to make the enormous investment in the costs of conversion" (see "No free lunch," p. 123).

But he doubts such a dramatic change will take place. Instead, he proposes standardizing on the most widely used architecture around—IBM's System/370. He concedes the "System/360, /370 architecture is clearly not optimal by any stretch of the imagination." But still it is used by some 85% of computer users today, Amdahl estimates, and he says the world should "wake up and recognize that there ought to be a world standard and not an IBM standard. They should take steps to ensure that the standard is set by some organization, and not subject to change by one company whose interest is to dominate the market. Until then, one company, practically speaking, will have the whole cake."

### Theoretically speaking

With the debate over the need for new architectures, the research work goes on. This often results in confusion between the universities and the industry, however, since the work being done at the universities is not immediately applicable to industrial problems.

"The question the industry must examine is how to use the technology in the best way to move forward and remain compatible with the existing software base," Borgerson notes. "If you look at the situation with those constraints, it's less interesting than the question people at the universities examine, which is how to use new technology in general." But he sees such pure research as necessary. "The universities come up with some good ideas. And some of these we can apply as we evolve our compatible architectures."

Much of the work today is being done on managing multiprocessor systems. Although several attached processors and multiple-processor computer systems are commercially available from companies such as IBM, NCR, and Burroughs, they cannot share jobs or functions between themselves. And they are not prevalent because they cost twice as much as uni-processors yet do not double the performance.

Still, the future of "functional multiprocessing is exciting," says DEC's Gordon Bell. Current examples are front-end communications processors and peripheral controllers that by taking over these functions unburden the CPU and increase its performance.

### A multiprocessing example

Illustrative of this multiprocessing work is G. J. (Jack) Lipovsky's research at the University of Texas at Austin. The 34-year-old associate professor of electrical engineering is working with a team to build the Texas Reconfigurable Array Computer (TRAC). Funded by the National Science Foundation, this machine will demonstrate the use of a Banyan switch as an economical method of interconnecting multiple computers.

Functionally similar to the cross-point switch used in telephone exchanges and in some computers today, Lipovsky says the Banyan switch should be cheaper than the crosspoint switch for interconnecting multicomputer multimemory systems.

Another function that might be delegated to a special-



## Learning from software

"Many of the architectural ideas come out of the top layers of architecture, the instruction set, the operating systems software, and languages," says Gordon Bell. "The notion is to make anything you need to do [in software] migrate into the hardware."

Celebrated as the architect of the PDP-11 minicomputer, Bell has been involved closely in computer architecture and engineering since he joined Digital Equipment Corp. in 1960 as manager of computer design. After a six-year stint as a professor of electrical engineering and computer science at Carnegie Mellon University in Pittsburgh, he returned to DEC to the position of vice president of engineering in 1972.

Although he considers himself more an administrator than an architect these days, many in the field respect his perspective on the industry. And the integration of software into the hardware design—primarily as microcode or firmware—is a trend he definitely thinks will accelerate in future designs. "Operating system functions are now migrating into the hardware, and language functions will follow," he says.

At the same time, Bell thinks the process of hardware design is changing because "we've gone out of the era of handbook engineering." To work in this new environment, he thinks hardware designers should study the techniques used by the sophisticated software that equip today's computers with capabilities such as multiprogramming

and virtual memory. "We should learn from the way software systems manage complexity," Bell says, "because once we put these concepts and functions into physical structures, they will be a lot harder to change."

Hardware designers have to be more careful as they place more and more of their architecture onto silicon chips, Bell concludes, because "our screw-ups tend to be much more permanent."



ized processor in a multiprocessor system is the management of the data base. As the use of computers grows, the amount of information stored in them also increases. Sophisticated software to control the access and organization of this data needs a lot of processing power. And with the price of hardware dropping more and more computer engineers are saying it now pays to devote an entire processor to the job.

At the University of Florida, for example, Stanley Y. W. Su, professor of computer and information sciences and of electrical engineering, heads up the Database Systems Research and Development Center. The center is developing special micro-architectures called Cellular Logic devices that associate a small processing unit with each memory track of disk or tape drive. In combination with these processing units, the memory unit can look at its own contents and match them with the requested item. Such a technique, when perfected, will allow data to be accessed by referring to its contents, not to an arbitrary address location. A primary advantage of such a "content-addressable memory" is that several users can access the same data file in a variety of ways. Thus a single payroll file could be accessed according to names, social security numbers, or departments. Otherwise three duplicate files—each arranged a different way—would have to be maintained.

This cellular data-base logic approach for data-base management hardware is being released commercially by ICL in its Content Addressable File Store System. What the company describes as primitive Boolean logic on each disk drive channel is programmed to perform an associative search operation on a number of data fields specified by the controlling search program. The associa-

tive search operation checks each file's contents for the sought-after information. The high search speed stems from the fact that the search electronics is replicated to scan many disk channels simultaneously.

The fact that such innovative architectures are being applied to special tasks allows computer users to take advantage of them without reprogramming the applications. Systems operating software takes existing application-program requests for input/output to disk drives and routes them to the specialized data base machines where they will be carried out.

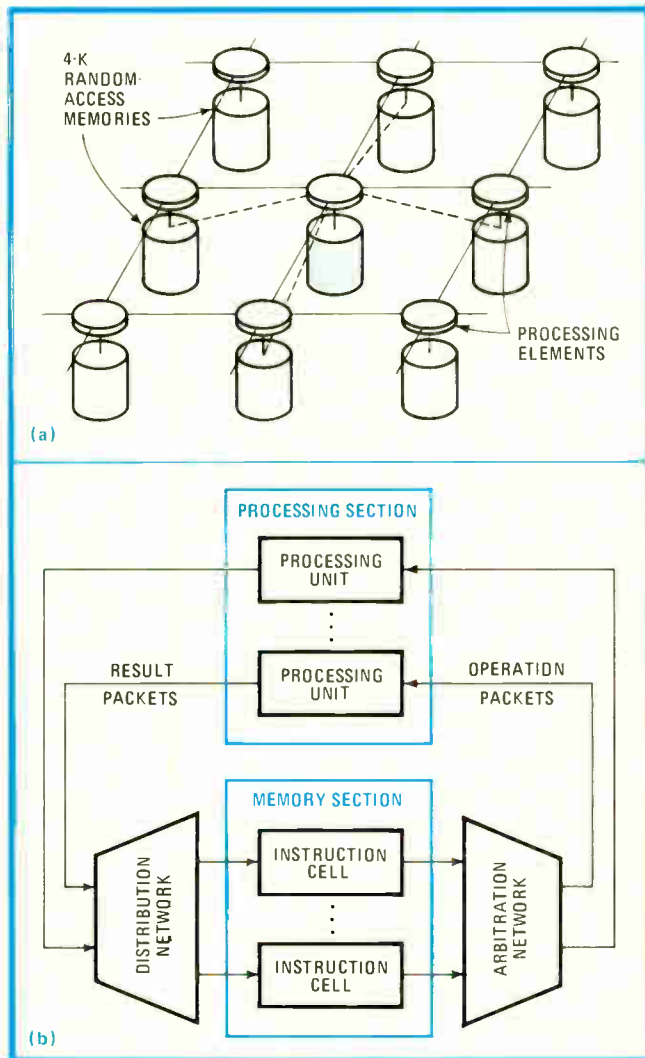
### Big memory consequences

And Gordon Scarrott, who heads International Computer Ltd.'s Advanced Development Centre in Stevenage, England, says the new memory management capability offered by such schemes will open up a whole new realm of applications. For example, he says, "one reason why voice-interacting computer systems have been slow to develop is that computers have not been worth talking to until now." The reduced response time achieved by the Contents Addressable File makes real-time response "entirely practical," he claims.

Frederic G. Withington, for long a computer analyst with the research firm of A. D. Little, foresees such multiprocessor arrangements as the principal computer architecture by 1985. In a recently released report for the Department of Defense, Withington predicts these multiprocessor systems will become primarily bus-oriented by the late 1980s or 1990. In this way computer architects can best take advantage of the declining hardware costs, he says.

One of the most fundamental pieces of architectural





**10. Departures.** Two recent non-von Neumann architectures are International Computers Ltd.'s Distributed Array Processor, which uses a square array of processor/memory elements (a) and Massachusetts Institute of Technology's data-flow machine (b).

research being undertaken is that on data-flow computers. A data-flow machine is a total departure from the von Neumann architecture that has been basic to all computers till now (see "In the beginning," p. 113).

As envisioned at Massachusetts Institute of Technology Laboratory for Computer Science, the data-flow machine would have no single central processor. Instead it would have a processing section with tens, hundreds, or even thousands of processor units in it, each perhaps the equivalent of a simple arithmetic and logic unit. Instead of a shared random-access memory, there would be a memory section with a large number of "instruction cells," each holding an operation code, the data operand, and a destination address (Fig. 10). And in place of data paths and storage registers, a packet-switching system called an arbitration network would direct the output of an instruction cell to a processor unit.

Jack B. Dennis, the 47-year-old professor of computer science and engineering and the head of the data flow group, says the coming large-scale integrated logic devices will make implementing such an architecture

both easier and cheaper. "In our early machines we might use only one or two types of processing units," he says. But with the economies of LSI, he projects units with 512 to 2,048 processing units.

But thanks to the software inertia, such an architecture would not replace the conventional general-purpose von Neumann machine, at least not yet. "For data flow to be most useful, existing programs in Fortran, PL-1, and Cobol would have to be rewritten in something like a new programming language that can take advantage of the parallelism of the machine," Dennis says.

Data-flow machines are also the subject of research at Britain's Manchester University, one of the bastions of computer research since the beginning of the technology (see "The Manchester group," p. 119). According to David G. B. Edwards, the project will also help solve the software problems associated with sharing the load between all the processors in such an architecture. This is important, Edwards says, because "all future performance increases will come from parallel processing."

Another non-von Neumann approach is under investigation at ICL's Advanced Development Centre in Stevenage, England. Called the Distributed Array Processor, the unit pairs a processing element with each block of memory rather than separating processors and memory as in the data-flow machines. These memory/processor pairs are then arranged into a square array (see also Fig. 10). Conceived by Stewart Reddaway, ICL has already built a 32-by-32-element DAP and is now building a 64-by-64-element unit [*Electronics*, April 27, 1978, p. 69] (Fig. 11).


In addition to operating on the contents of its own store, each processing element can access information from its immediate neighbors or elsewhere in the array via row and column interconnections of the matrix elements. All processing elements obey a common program, but each can be instructed to ignore any commands, thus providing a great amount of flexibility. Programs to carry out complex tasks can be built from a sequence of simple processor operations, and ICL has developed a high-level language called DAP-Fortran for the machine. This gives a straightforward way of programming parallel operations, says Reddaway.

### The challenges . . .

"I've never seen so many challenges," says Gordon Bell, summing up the feelings of most computer architects and engineers today. "And these challenges exist for one big reason—the price/performance range of the components is opening up," Bell says (see "Learning from software," p. 131).

From circuit components to completed computers, all hardware has decreased in price, opening up new ways of building computers and ultimately systems. The multi-processor and parallel processor arrangements being implemented and planned are possible only because the price of the processing elements have dropped.

But the rapid shift in semiconductor price and performance makes it hard for computer engineers to plan for the next generation of machines. In fact, the rate of change is so great that some are finding it difficult to cope—a reaction that in a larger context



**11. Future reality.** Stewart Reddaway, developer of ICL's Distributed Array Processor, is shown here with a pilot model consisting of a 32-by-32 array of microprocessors and memory that have been configured onto a set of 64 printed-circuit boards.

Alvin Toffler has dubbed "Future Shock."

"We're coping with the problem of future shock during the development phase so that we won't be caught off guard when a product is finished," explains Peter Muller-Stoy, a department head at Siemens AG's Data Processing division in West Germany. This indicates closer cooperation between the semiconductor and computer houses because, Muller-Stoy says, this requires products to be designed with not-yet-available components in mind. A case in point is the 7700 series of mainframes his company announced last year. These units were designed for 64-K memory chips, although such devices are not yet available in quantity. But Siemens expects these chips to be available by the time the computers are shipped later this year. Similarly, the current development effort is planned around a master-slice array of LSI logic devices with gate delays as short as 0.5 ns. Yet these Siemens-made semiconductors will not be ready in volume until 1980.

Moreover, design tools are also changing, says Arlin Lee, processor performance analysis manager for IBM's Data Systems division in Poughkeepsie, which manufactures large mainframes like the 3033.

"There are a lot more options one has to deal with in higher levels of integration. The circuits are more complex and there is greater concern over the semiconductor's reliability and testability as integration

increases." As a result, he says, the design process lengthens, and "the management of this technology becomes horrendous." A solution IBM is leaning heavily on now is computer-aided design (see "Computers designing computers," p. 129). "We're doing more and more with computers to aid the design and assembly process and the trend will continue. More and more time is spent today modeling a new system using computers. Engineers are doing less breadboarding."

#### ... of greater freedom

While the design environment is changing, the rapid pace of price declines among the components has removed one of the fundamental engineering design factors—cost. "Constraints are good things in that you end up with only a few ways of doing something," says Bell. "Now there are fundamentally no cost restraints on what we'd like to do."


As IBM's Cordero warns, "It's harder to make choices when there are more degrees of freedom because then there are more strategies and it's harder to predict what will happen. The best thing to do is to assume the most aggressive projection of capability and cost of the most advanced technologies you can dream up—and then plan a product that will be competitive with it." □

A reprint of this special report costs \$3.50 from *Electronics* Reprint Department, P. O. Box 669, Hightstown, N. J. 08520. Copyright 1979, *Electronics*, a McGraw-Hill publication.



# Give your product

with Burroughs SELF-SCAN® II gas plasma displays—



Burroughs SELF-SCAN displays provide bright, easy-to-read alphanumeric readout that will enhance the saleability of your product. Over one-quarter million have been built into everything from word processors to data terminals to paint matching machines.

And now they're easier than ever to use. Optionally available microprocessor-based controllers save you most of the time normally spent to "design-in" a display.

Give your product the visual excitement and dependability of SELF-SCAN displays. You'll benefit from each of these features:

- Thin cross-section (under 2" with electronics) to keep your product's design efficient and low-cost.

- Neon-orange characters are uniformly bright, flicker- and distortion-free, easy-to-read in high ambient light and at night without eye strain.
- Easy interface with microprocessor-based systems.
- Any of over 100 languages can be displayed with many special effects possible (such as word blinking).
- Low power requirements, low heat buildup.





# visual superiority

now available with microprocessor control.



- Fewer connections required than with other displays
- Long service life even where vibration, temperature and high humidity are present.
- No danger of implosion or X-ray radiation.

**Choose from our complete line.** SELF-SCAN panels are available in both single and multi-line displays with and without memory. Our single-line models, in 16, 20, 32 or 40 characters, are compact, low-cost and extremely dependable. The 20-character panel is stackable and buttable for creating large message panels. Single-line panels range in price from \$112 in 100-unit quantities.

Low-cost SELF-SCAN multi-line displays in 240 and 480-character sizes are rapidly replacing many CRT displays. They give you excellent message readability, big space and weight savings, plus 3 times the life of most CRT's. Prices range from \$311 in 100-unit quantities.



Give your product the visual advantages of SELF-SCAN displays. Write or call for specifications.

Burroughs Corporation, OEM Operations, P.O. Box 1226, Plainfield, NJ. 07061 or call (201) 757-5000.

Overseas, contact Burroughs ECD International, Langwood House, High Street, Rickmansworth Hertfordshire, England. Telephone Rickmansworth-70545

the first name in displays  
the last word in displays

## Burroughs



# Standard Microsystems' Family of MOS/LSI circuits.



**Floppy Disc**  
Hard-Sector Floppy Disc  
Data Handler  
FDC3400



**Cassette**  
Cassette/Cartridge  
Data Handler  
CCC3500



**Printer**  
Character Generator  
CG4103  
Static Shift Register  
SR5015  
Shift-Right/Shift-Left  
Shift Register SR5017/18



**Keyboard**  
Keyboard Encoders  
KR2376  
KR3600



**Memory ROM**  
32KROM/ROM 4732



**Custom LSI & Dedicated  
Microprocessors**  
N Channel Silicon Gate  
COPLAMOS /CLASP™  
P Channel Metal Gate



**Programmable  
Frequency  
Synthesizers**  
Baud Rate Generators  
COM5016 5026 5036/5046  
COM8046/8116 8126/  
8136/8146



**Communications**  
UART COM 2017/2502/  
COM8017/8502  
USRT COM 2601  
Multi-Protocol USRT  
COM5025  
ASTRO COM 1671



**CRT**  
CRT Controller VTAC™ CRT5027  
CRT Controller CRT96364  
Character Generator CG7004  
VDAC™ CRT8002

**STANDARD MICROSYSTEMS CORPORATION**  
35 Marcus Boulevard, Hauppauge, New York 11787 (516) 273-3100 TWX 510-227-8898  
**We keep ahead of our competition so you can keep ahead of yours.**

Circle 136 on reader service card



# V-MOS packs 16 kilobits into static random-access memory

Setting the stage for denser, scaled parts, the new RAM sports an access time of 150 to 300 nanoseconds with 3.5- to 5-micrometer-wide lines

by Gideon Amir, American Microsystems Inc., Santa Clara, Calif.

□ Static random-access memories with access times below 55 nanoseconds are grabbing lots of semiconductor headlines lately. But while some of today's most sophisticated processing is used in pioneering impressive speeds, equally significant advances are being made on density frontiers in statics as well.

A case in point: the S2048, a new 2,048-by-8-bit fully static RAM from American Microsystems Inc. The part's byte-wide organization makes it ideal for storage of microprocessor data, and its 150-to-300-ns range of access times is more than adequate for today's microprocessors—and for future 16-bit parts, too.

What makes the S2048 significant for reasons beyond its 16-K capacity is V-MOS—the V-groove metal-oxide-semiconductor technology developed by AMI and now showing up in a variety of RAMs and read-only memories (ROMs). V-MOS is building denser memories than any other n-channel technology—and that without so far putting the squeeze on geometries, as other manufactur-

ers have been forced to do.

V-MOS lives up to its promise of high density by packing the S2048's more than 100,000 transistors and resistors on a die occupying only 32,000 square mils. And this is using unscaled, fairly conservative line widths of 3.5 to 5.0 micrometers, assuming interlevel misalignment of 2  $\mu\text{m}$  during contact printing. Future parts, using scaled V-MOS (see "The big shrink"), will be even denser.

For today's microprocessor applications, the S4028 has other impressive credentials: a power consumption of only 370 milliwatts from a 5-volt supply; pin compatibility with byte-wide ROMs and erasable programmable ROMs; and TTL-compatible outputs with a fanout of five gates. Those specs are largely a result of its design.

## Compact

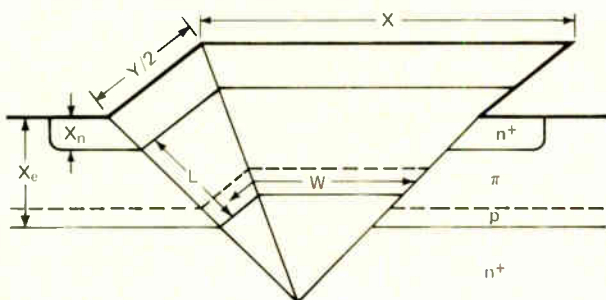
Figure 1 shows the layout of the S4028 die. Although only four core-cell banks appear in the photograph, each

## The big shrink

A proven way to make a second-generation semiconductor device faster and less power-hungry is to shrink its dimensions. Scaling an n-channel MOS circuit by the factor  $\alpha$  does two things: it boosts its speed by  $\alpha$ ; and it cuts its speed-power product by  $\alpha^3$ , which includes the  $\alpha$  reduction in power-supply voltage needed to prevent

punchthrough of the shorter gate lengths. The use of a lower-voltage supply is disadvantageous here, since it lowers noise margins and is a nonstandard unit.

In V-MOS circuits, scaling by  $\alpha$  improves both the speed-power product and the speed by  $\alpha^2$ , with no need to scale the power supply.



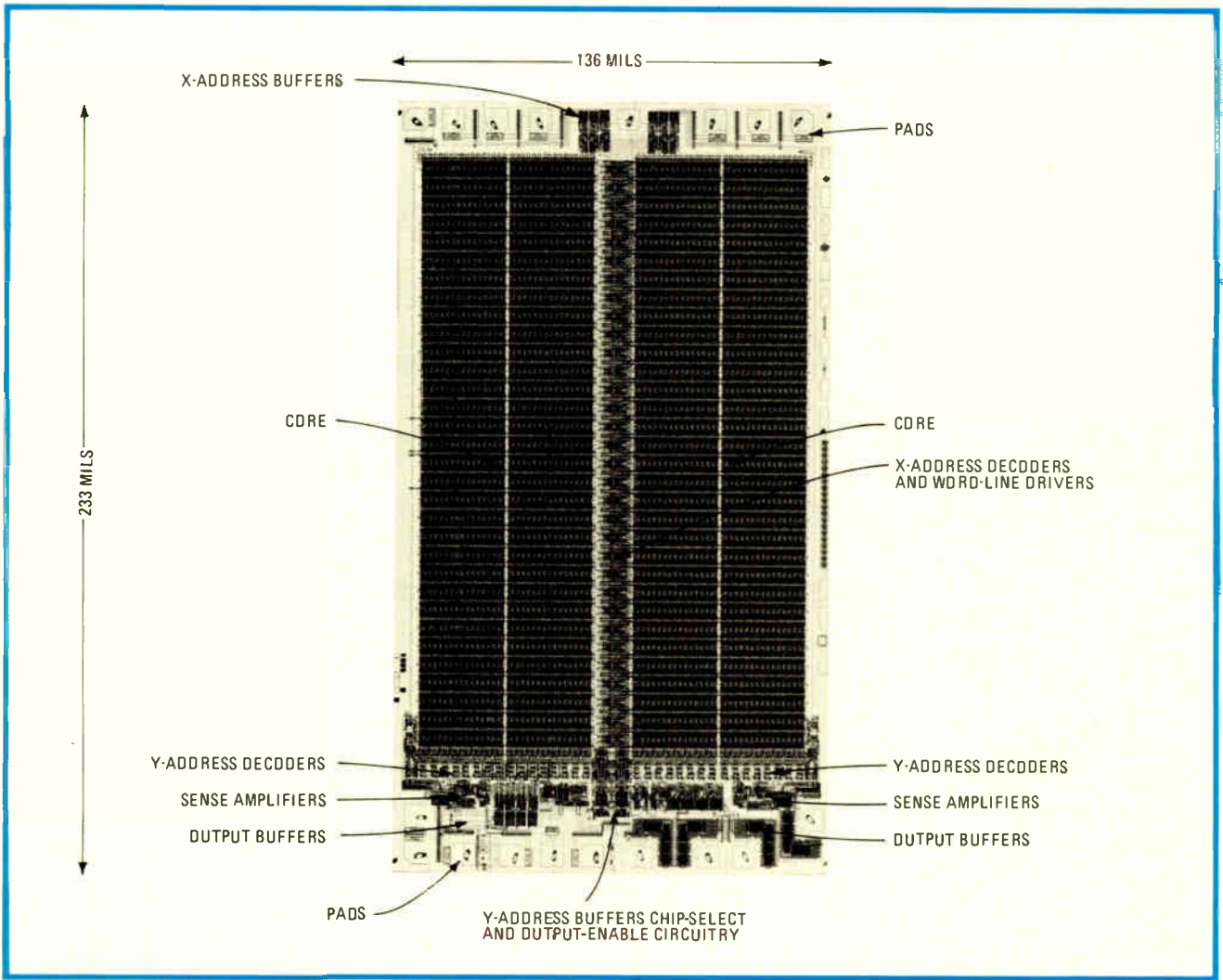
$$W = 2(X + Y) - 4\sqrt{2} X_e$$

$$L = (\sqrt{3} / \sqrt{2}) (X_e - X_n)$$

$$\left. \begin{array}{l} X \rightarrow \alpha X \\ Y \rightarrow \alpha Y \\ X_e \rightarrow \alpha X_e \\ X_n \rightarrow \alpha X_n \end{array} \right\} W/L \rightarrow \alpha W/\alpha L$$

Parameter	V-MOS scaling	n-MOS scaling
Device dimensions	$\alpha X, \alpha Y, \alpha X_e, \alpha X_n$	$\alpha W, \alpha l, \alpha X_n$
Gate thickness	$t_{ox}$	$\alpha t_{ox}$
Channel doping	$N_A$	$N_A/\alpha$
Supply voltage	$V_{DD}$	$\alpha V_{DD}$
Threshold voltage	$V_T$	$\alpha V_T$
Current	$I = V_{DD}/R$	$\alpha I = \alpha V_{DD}/R$
Power	$P = IV_{DD}$	$\alpha^2 P = (\alpha I)(\alpha V_{DD})$
Delay	$\alpha^2 \Delta t = (\Delta V)(\alpha^2 C)/I$	$\alpha \Delta t = (\alpha \Delta V)(\alpha C)/\alpha I$
Power delay	$\alpha^2 P \cdot \Delta t$	$\alpha^3 P \cdot \Delta t$





**1. Interleaved.** Layout of the S4028—pads at the end and controls between the core sections—squeezes 16,384 memory cells into a die that measures 136 by 233 mils. Interleaving of cell-block pairs improves the efficiency of the Y-address decoders shown at bottom.

represents two interleaved blocks of 128 by 16 bits apiece. The interleaving improves the efficiency of the Y-address decoders shown below the core. All eight blocks share the X-address decoders and word-line drivers between the core sections. Pads are located at the ends of the die to conserve silicon real estate at the sides where the core abuts the scribe line. The Y-address buffers and chip-select and output-enable circuitry all fit between the two halves of the core. Even with its byte-wide structure, the die measures only 136 by 233 mils.

The core cell layout is shown in Fig. 2. The six-element design includes three types of devices: two V-groove MOS transistors, used for flip-flop pulldowns; two planar n-channel MOS transistors, used as pass devices; and two high-resistance (60-megohm) polysilicon load resistors. With only one layer of polysilicon, the cell measures 22 by 38  $\mu\text{m}$ , or an area of 1.3 square mils.

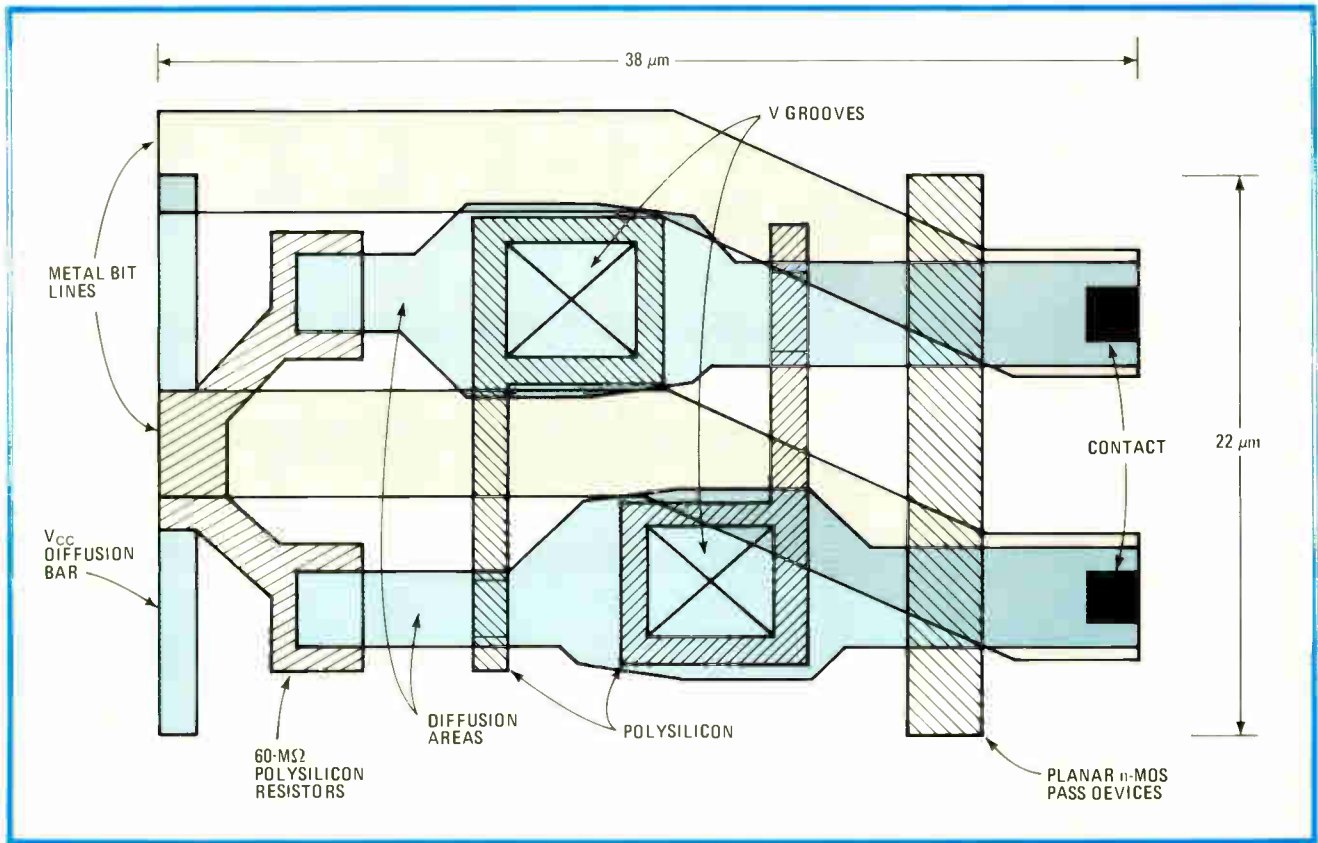
### Alpha-resistant

Despite the small cell size, there is more than 0.07 picofarad of capacitance on the flip-flop nodes—the diffusion areas in Fig. 2—to help dissipate charges generated by alpha-particle radiation. This eliminates

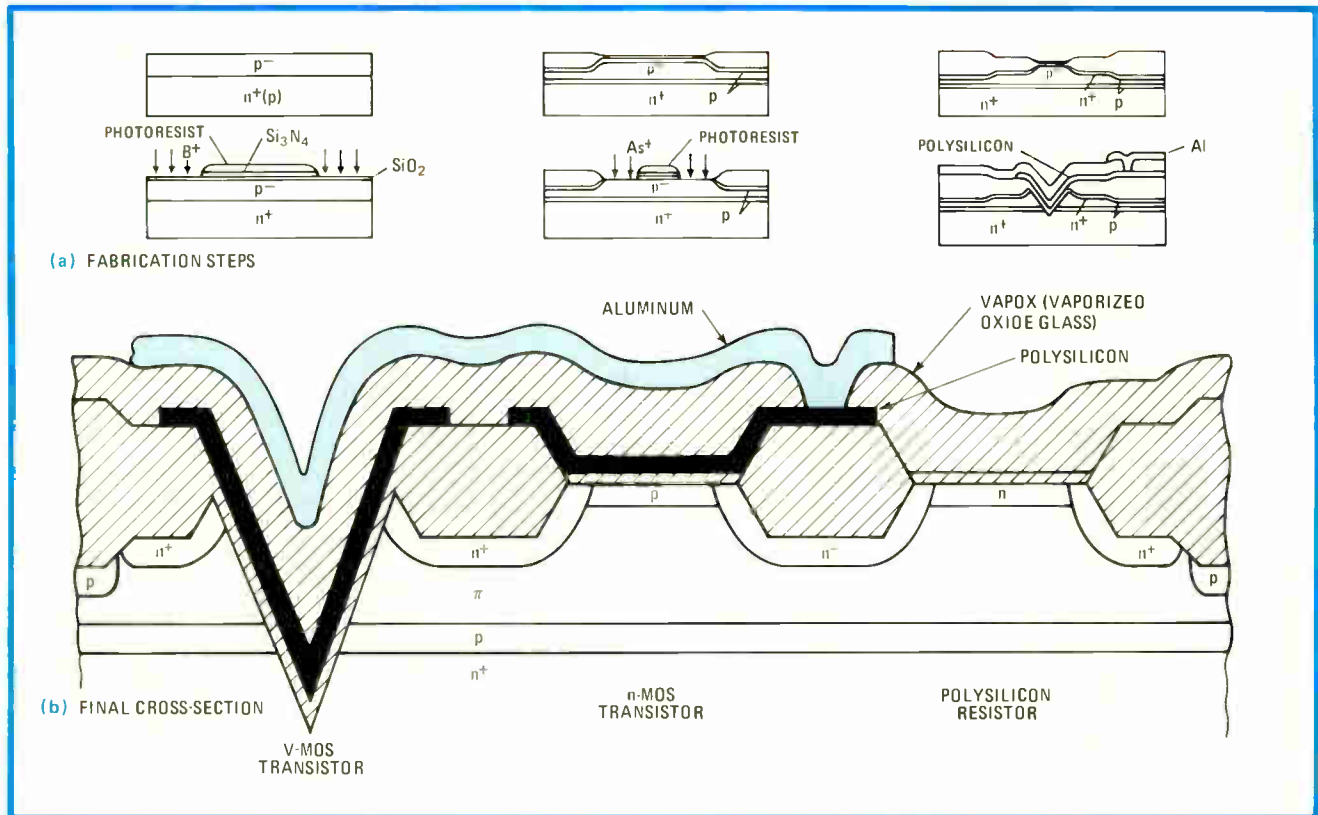
the need to drive high compensating currents through the loads. The proximity of the diffused  $V_{cc}$  bus, a good collector of electrons, to the cell's storage nodes is another safeguard against alpha-generated noise. And the V-MOS structure itself helps prevent alpha errors, since it features a narrow epitaxial region between the chip's surface and the ground-plate substrate (3  $\mu\text{m}$ ). Mean penetration depths of alpha particles are in the 25- $\mu\text{m}$  range, so that only a few alpha charges reach the core.

Figure 3 shows the construction of the V-MOS cell. The process offers two advantages to static-RAM design: the availability of a ground plate beneath the circuitry, which eliminates the need for a ground bus through the core; and a high current-gain-to-device-size ratio, typically 100  $\mu\text{A}/\text{V}^2$  for a 5-by-5- $\mu\text{m}$  device.

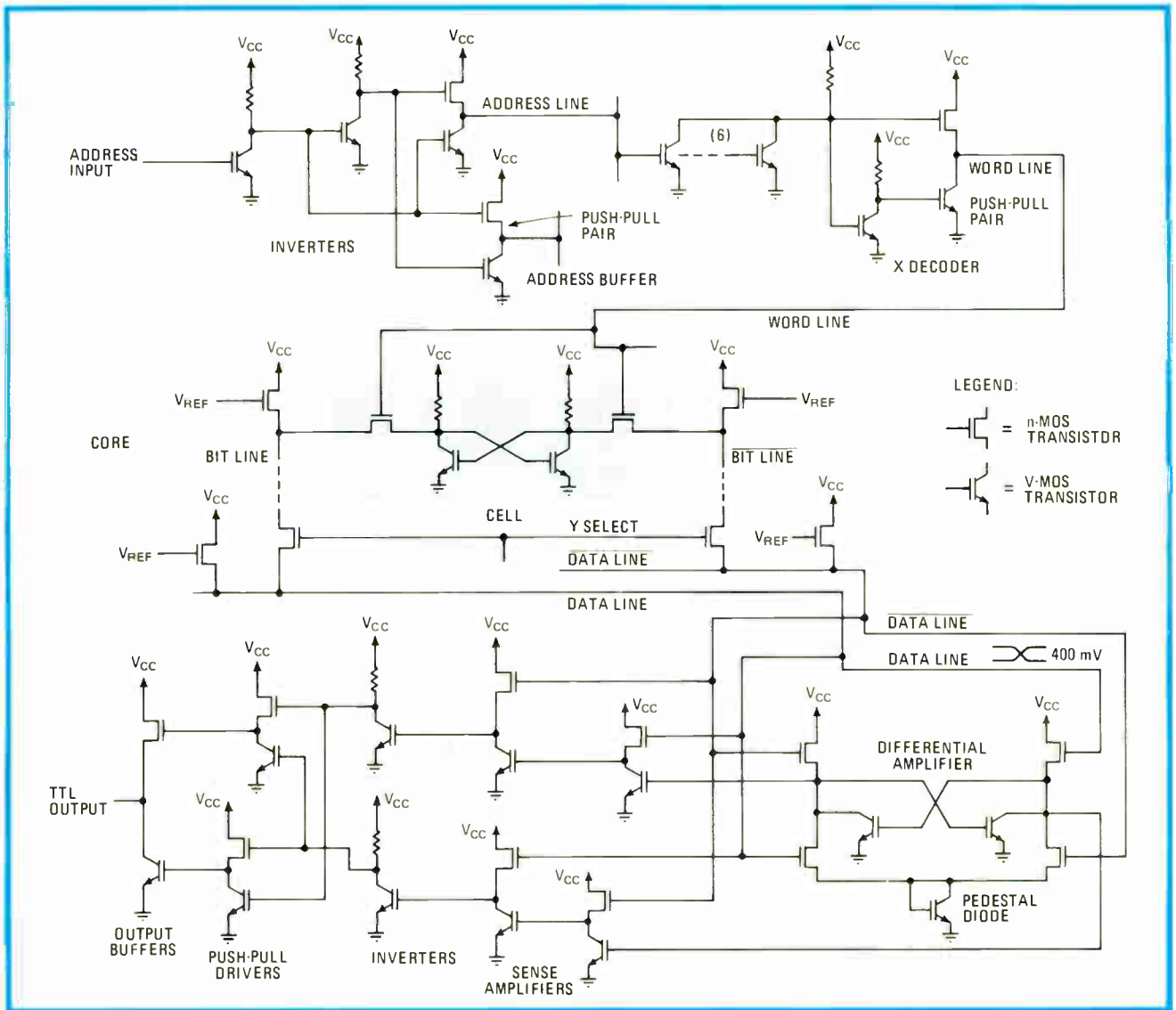
Figure 4 shows the S4028's internal circuitry. The address input buffer comprises two inverters, each driving a push-pull, n-channel MOS and V-MOS transistor pair. The X and Y decoders are NOR-type. N-MOS and V-MOS push-pull pairs also buffer the decoder node. This minimizes power dissipation in the X decoder because the load resistor, rather than the high-capacitance word line, drives the push-pull pair.



**2. Groovy.** Cells comprise six elements: two V-groove MOS transistors, two planar n-channel MOS pass devices, and two polysilicon pull-up resistors. Proximity of the diffusion bar at left to storage nodes helps minimize errors caused by alpha-particle radiation.

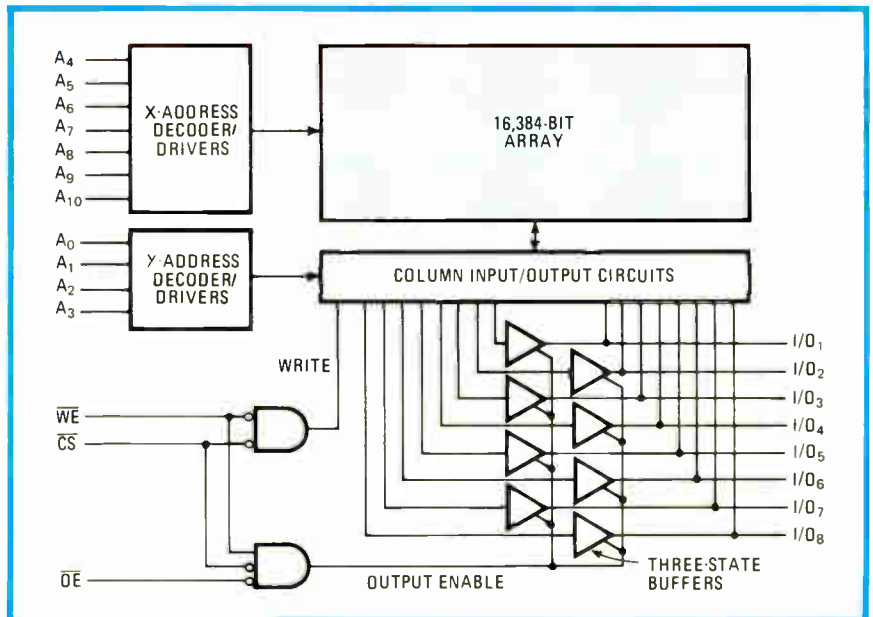


**3. Construction.** Multistep fabrication process at top produces the V-MOS cell whose final cross-section is shown at bottom. Thinness of epitaxial layer—3 micrometers—helps keep alpha-particle-induced charges from affecting the core.

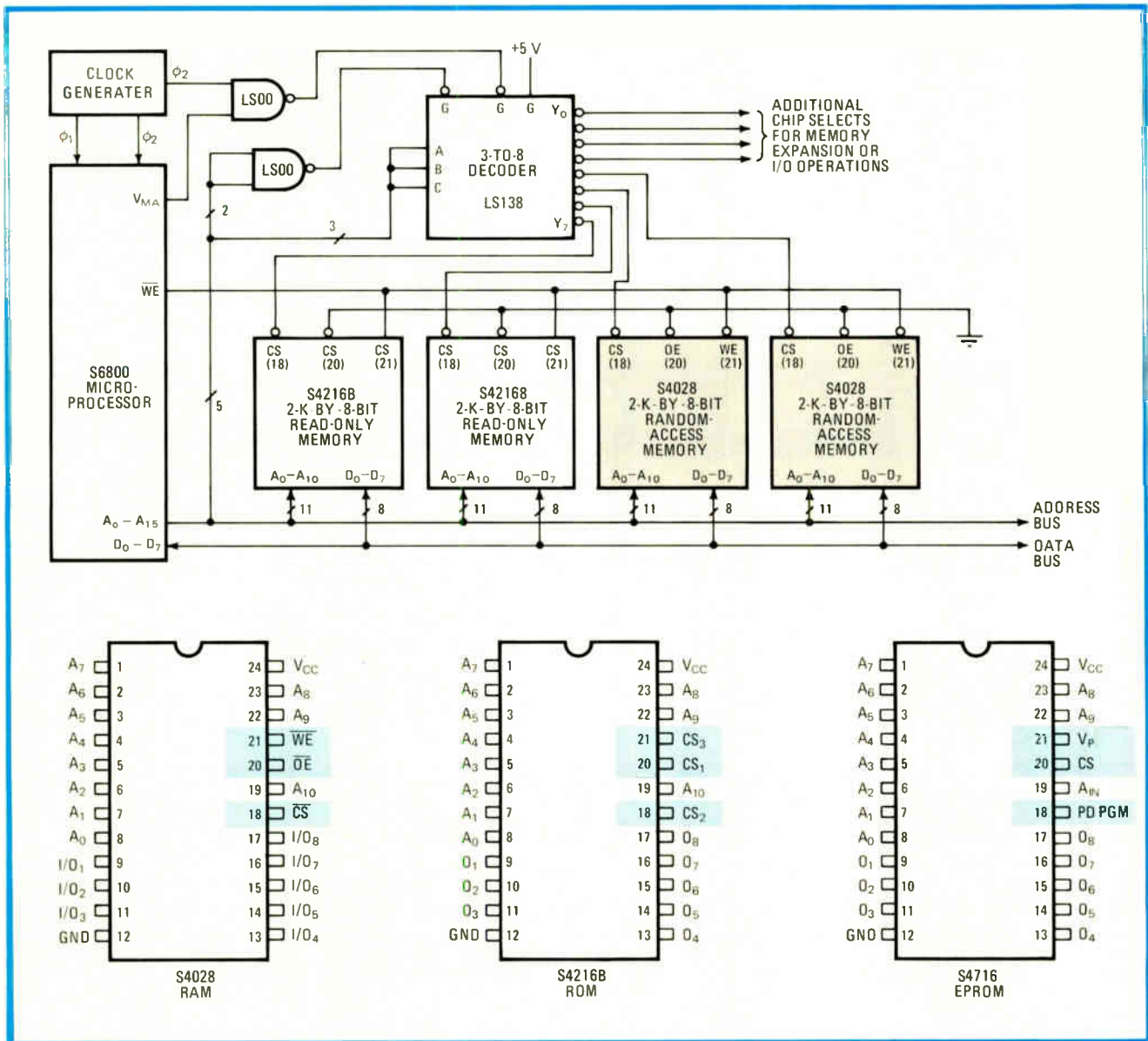


**4. Circuitry.** N-MOS and V-MOS push-pull pairs in the S4028 help lower chip's power consumption to 370 mW. Other design highlights are reference-clamped lines in the core that boost speed, plus a high-gain feedback differential stage in the sense amplifier.

**5. Static.** Three-state output control makes it easy to wire-OR the S4028 to memories in a data bank. This feature also facilitates connection to microprocessors with multiplexed address and data buses.







**6. Compatible.** This simplified block diagram of a 6800-based microprocessor memory system, shown at the top, highlights the flexibility of the chip. It can be interchanged with the 16K ROMs and E-PROMs, shown at bottom, without any external hardware changes.

To compensate for the lower voltage on the word lines, reference-clamped bit and data lines are used. The clamps restrict the voltage swings on the data lines to 400 mV and reduce the levels on the bit lines to match the most efficient operating point of the Y-select transistors. The restriction of voltage swings on the high-capacitance bit and data lines considerably reduces delays.

The sense amplifiers in Fig. 4 transfer the 400 mV data-line signals to 5-v TTL levels. The first stage is a pair of n-MOS transistors wired as a differential amplifier with positive feedback for high gain and a pedestal diode to provide threshold tracking with the following push-pull stages. Each stage consists of an n-MOS and a V-MOS transistor. This portion of the sense amp shifts the 400-mV signal down from 3 V to just over 1 V, the V-MOS threshold. This conversion occurs in less than 40 ns and requires only 1.5 mA of current. The outputs of

the sense amplifiers then are buffered by resistive inverters whose 5-v outputs feed the push-pull drivers of the output buffer pair. Each of the eight outputs of the S4028 can drive five TTL gates or 20 low-power Schottky TTL devices.

Figure 5 shows the functional configuration of the chip. As a fully static RAM, it needs no clocks or refresh circuitry. The chip-select ( $\overline{CS}$ ) and output-enable ( $\overline{OE}$ ) pins facilitate expansion by wired-OR connections of the input/output pins to other memories. The output enable function is also useful for interfacing to microprocessors with multiplexed address and data buses since it allows the three-state buffers to be turned off until the address leaves the address-data bus.

Typical application of the S4028 in a microprocessor memory bank is shown in Fig. 6. In this system, the chip is interchangeable with the 2K-by-8-bit ROMs with no need to change other hardware. □

**“One micron device technology will have greater impact on yield and productivity than all gains achieved in the past decade.”**

That's why we developed the SRA-100 10:1 projection stepper. It incorporates all the features necessary to make  $1\mu\text{m}$  device technology a production reality. And at a price that you can afford.

High resolution optics and automatic alignment at each step make it possible.

The SRA-100's illumination optics and .35NA lens were developed exclusively for us by Zeiss. They give the precise uniformity and resolution required for 1 micron line widths. Illumination uniformity is better than  $\pm 2\%$  over a field of 400 square mils.

Automatic alignment, automatic focus, and automatic leveling at each exposure step ensure  $\pm .1\mu$  registration. This helps compensate for wafer distortion and "continental drift." It also makes the SRA-100 compatible with other aligners in the fab area.

Above all the SRA-100 is a true production stepper. Throughput is 60 100mm wafers per hour with cassette-to-cassette wafer handling. Since the system is self contained, it doesn't need a special room—simply install it in your existing fab area, and it's ready to operate.

The SRA-100 will accept reticles with cover plates so small dust particles can't affect the image. And if you want automatic reticle exchange, we offer an optional cassette that holds up to 10 reticles.

Censor is no stranger to precision automated equipment. We've been supplying manufacturers in America and Europe for over 30 years—from sub-micron measuring and sorting machines to fully automated, microprocessor controlled LCD assembly lines. Whether you are ready for sub-micron device fabrication now, or simply want to improve on your 64K RAMs, the Censor SRA-100 makes a lot of sense.

The SRA-100 will soon be increasing productivity in fab areas worldwide. So if you want to step into the '80s, call Cy Wentworth at Censor, (702) 323-4400. He'll be glad to introduce you to the SRA-100.



*Dr. Werner W. Tabarelli  
President, Censor AG*

**CENSOR**

Censor, Incorporated  
Box 281  
Reno, Nevada 89504  
(702) 323-4400



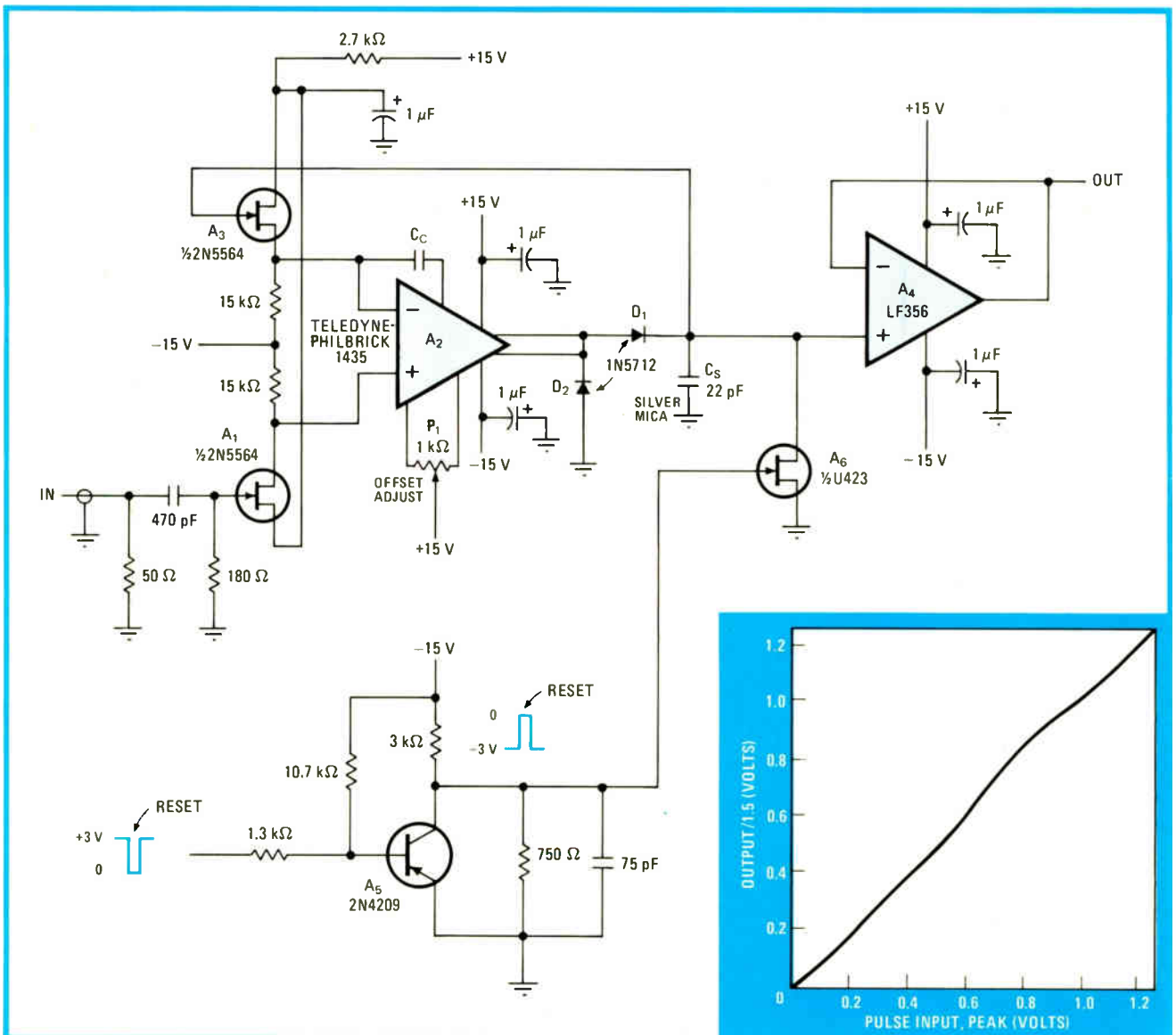
## Wideband peak detector recovers short pulses

by Saul Malkiel  
Advanced Technology Systems, Roselle, N. J.

Using a Schottky-barrier diode for detection and a wideband operational amplifier, this peak detector recovers data pulses as narrow as 10 nanoseconds in the range of 0.1 to 1.3 volts. The circuit's linearity as a percentage of the full scale output is 4%.

The input signal, whose rise time is assumed to be a minimum of 10 ns, is applied to one side of the differential source follower, A<sub>1</sub>-A<sub>3</sub>, via a 50-ohm coaxial cable. A blocking capacitor removes any baseline shifts. The output of this JFET follower is then applied to the wideband amplifier, A<sub>2</sub>. The amplifier has a gain-bandwidth product of 1 gigahertz.

The output of the amplifier switches on diode detector D<sub>1</sub> so that a charging current can be delivered to storage capacitor C<sub>s</sub>. When there is overshoot, source follower A<sub>3</sub> is turned on more heavily than A<sub>1</sub> so that A<sub>2</sub> may be driven negative. D<sub>2</sub> then comes into play, acting to limit the amplifier's negative excursion. The excursion, coupled through D<sub>1</sub>'s shunt capacitance, reduces the



**Narrow capture.** Wideband amplifier and fast diode detect pulses having widths as small as 10 ns. Output-to-input voltage linearity of circuit is 4%, and linearity is virtually independent of pulse width. Response is illustrated in curve at bottom right.

output voltage by 30 millivolts. This pullback effect is one cause of error in small-signal detection.

The storage capacitor is a silver-mica type, chosen for its low loss and its high stability. Its value is 22 picofarads, a tradeoff between  $A_2$ 's hold-drift (100 microvolts per microsecond) and pullback characteristics.

The detected voltage is now applied to  $A_4$ , which serves as a buffer and provides a low-output impedance for driving the external circuitry. The LF356 operational amplifier used has wideband characteristics, notably a

settling time of approximately 200 ns, after which its output becomes valid.

A pulsed command can then be applied to the 2N4209 transistor,  $A_5$ , to reset the circuit. The reset command is then transferred to  $A_6$ , the U423, and the stored voltage on  $C_1$  discharges exponentially toward zero. In order to minimize the discharge time, the output of  $A_2$  is biased at 10 mV dc under no-signal conditions. Potentiometer  $P_1$  is used to adjust the required offset. A total time of about 2 microseconds is required to reset the circuit. □

## Serrodyne amplifier generates wideband linear ramp

by Roy Viducic

Loral Electronic Systems, Yonkers, N. Y.

Producing an extremely linear 200-V ramp or peak-to-peak sine wave over a frequency range of 50 kilohertz, this circuit is ideally suited for modulating the helix of a traveling-wave tube (serrodyning) or generating large voltages for circuit synchronizers. Because of the inherent symmetry of the circuit design, it can produce both positive-going and negative-going ramp waveforms.

In addition to the advantages previously mentioned, the circuit offers:

- Low gain error through either input.

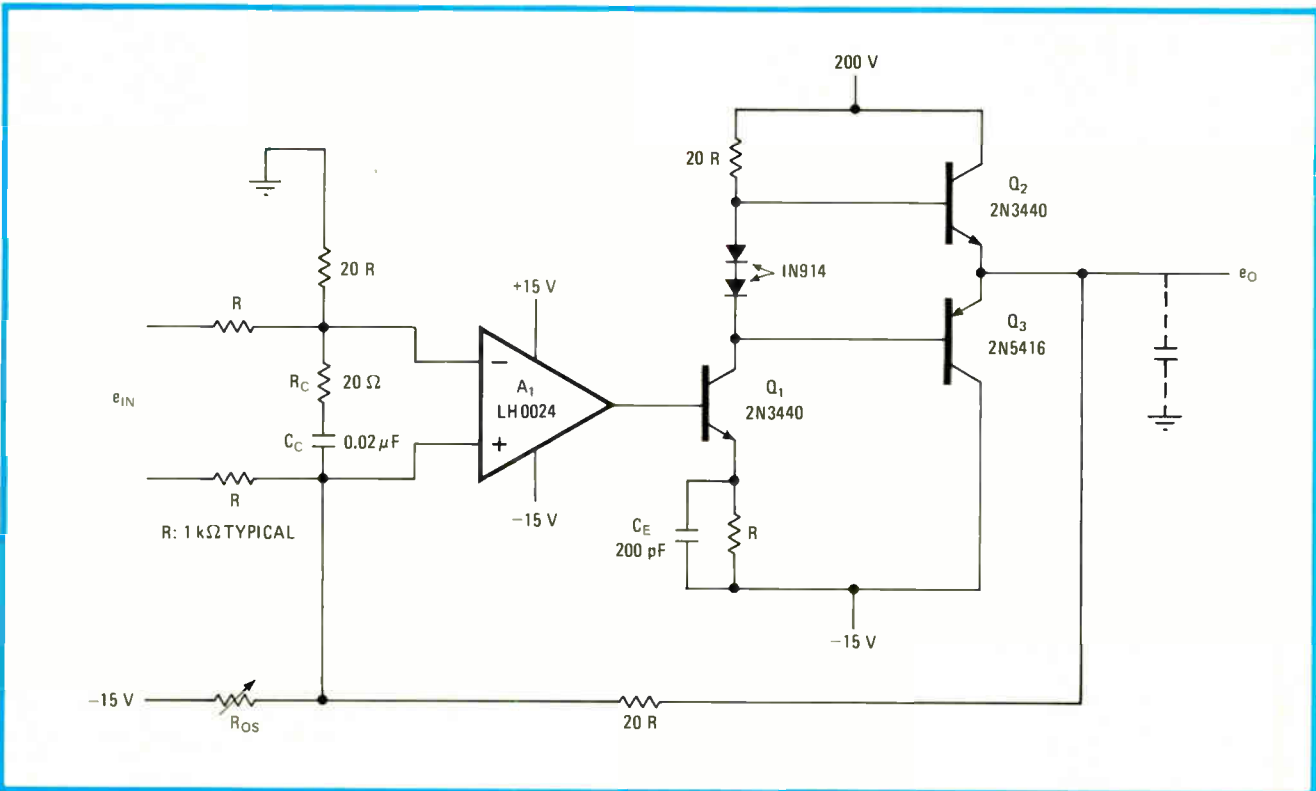
- Fast response for both ramp polarities—the output's flyback-settling time is 1 microsecond.

- Wide dc-offset capabilities.

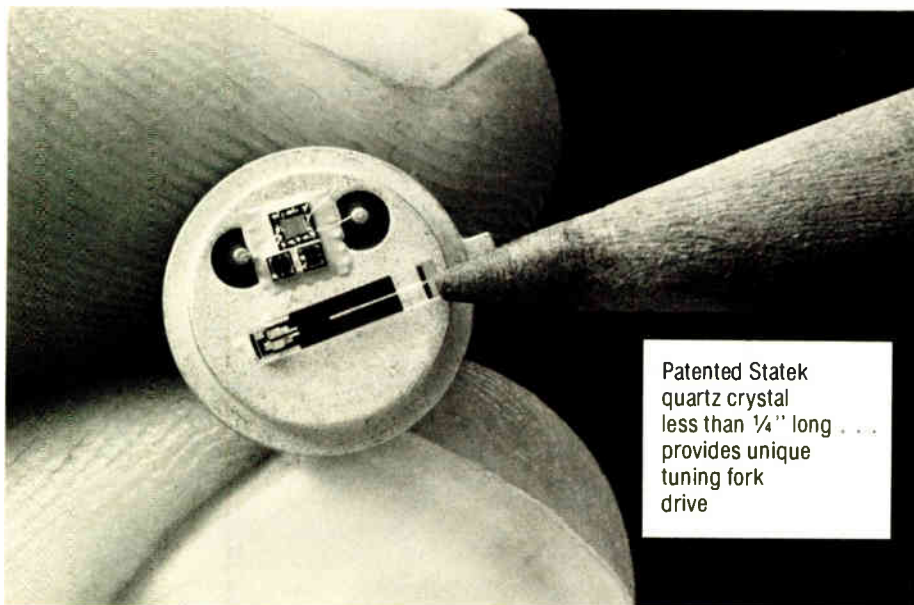
To achieve this performance, an operational amplifier with a high slew rate and broadband response is used in a simple feedback arrangement.

The low-level ramp or sine wave signal is applied to either input of  $A_1$ . Note that the polarity of the ramp at the output is reversed if the input signal is applied to the opposite port of  $A_1$ . The broadband characteristics of  $A_1$  provide sufficient output, even at a closed-loop gain of 20. This is the minimum loop gain required to obtain the linearity, precision, and dynamic range that were initially specified for this application.

After inversion and further amplification by  $Q_1$ , the signal passes through complementary-transistor pair  $Q_2$ - $Q_3$  to the output. Because  $Q_1$  is designed for a closed-loop gain of 20, it is only necessary to swing 10 volts at the output of  $A_1$ , well within the operational



**Well-behaved.** Feedback circuit provides high-voltage ramp or sinewave to capacitive loads exceeding 200 picofarads. Broadband op amp having high slew rate contributes to excellent linearity of waveforms over 50 kilohertz range. Flyback settling time is 1  $\mu$ s.



Patented Statek quartz crystal less than 1/4" long . . . provides unique tuning fork drive

# Is this the Ultimate Low-Frequency Oscillator?

*Introducing the world's smallest, toughest, most accurate low-frequency quartz crystal oscillator.*

*Now available at modest prices IN ANY CUSTOM FREQUENCY from 350 kHz all the way down to 10kHz in a tiny TO-5 can.*

If you need compact, low-frequency oscillators, our new SQ oscillators can save you money and headaches—no matter whether you need 5,000,000 pieces or just 50. They offer all the superb performance features associated with quartz crystal drive such as extreme accuracy, high temperature stability, low aging and very low power consumption. In addition, they offer Statek's patented quartz tuning fork which allows greater miniaturization, lower power drain and much higher shock resistance compared to any other low-frequency crystal on the market.

## LONG LIFE

The typical no-load current drain of the SQ oscillator is only 500 uA, meaning extremely long life when powered by battery. Calibration accuracy is  $\pm 0.01\%$  and remains

within specification for enormous periods of time because of the microscopic aging properties of quartz.

## REMARKABLE FOR \$10

It is built to withstand a shock of 1000g (half sine wave) for one millisecond—the equivalent of a hammer blow. That's why the world's largest manufacturer of police radios uses our SQ oscillator for hand-held radios that take a tough beating every day. The temperature capability of the SQ oscillator is also exceptional. Thousands have been used at extremely high temperatures in torturous down-hole, oil-well logging operations. These are remarkable features for a \$10 (1000-piece price) oscillator tuned to your custom frequency anywhere in the range 10 to 350kHz.

## THE SECRET

How did we get such a lot of capability into such a tiny space—at such tiny prices? The secret is a unique quartz crystal design in the shape of a tuning fork plus patented production processes and nine years' experience in producing 20 million crystals. We manufacture crystals in the millions by semi-conductor manufacturing techniques and tune them to your special frequency with automatic high-speed laser systems that burn off deposited gold until each unit resonates at the correct natural frequency.



Custom frequencies in a TO-5 can

## PRICES: SQ SERIES

Prices are for custom frequencies. Minimum order is five pieces.

5-24	\$49.00
25-49	38.00
50-99	28.00
100-249	21.50
250-499	15.50
500-999	12.50
1,000	10.00

**Stock frequencies** of 10.0, 12.8, 15.36, 16.0, 16.384, 19.2, 32.768 & 100.0 kHz available at even better prices.

NOTE: Extremely low custom frequencies—as low as 1 Hz per day—are also available in a divided output version of the SQ oscillator known as the DQ series.

**Call Mal Kaufman now at (714) 639-7810 to discuss your application**

**STATEK** Innovators in Frequency Control

Statek Corporation, 512 N. Main, Orange California 92668, phone (714) 639-7810  
TELEX: 67-8394



amplifier's capabilities in its linear region.

Capacitor  $C_E$  compensates for the total base-to-emitter capacitance at  $Q_2$  and  $Q_3$ , which act to reduce circuit speed. Network  $R_c C_c$  stabilizes the entire loop. Potentiometer  $R_{\omega}$  is used to adjust the output offset.

Considerable heat will be generated in  $Q_1$ - $Q_3$  because of high collector voltage. In spite of this, the power dissipated by them is well within the ratings of their TO-5 cases. Therefore, the transistors do not require external heat sinks.  $\square$

## Digital peak detector finds 4-bit highs and lows

by N. Bhaskara Rao  
U. V. C. E., Department of Electrical Engineering, Bangalore, India

This circuit finds the maximum and minimum value of a 4-bit data signal over any given time interval. Here, a latch-comparator feedback scheme using standard TTL operates as a real-time memory bank to determine the peaks and valleys of the input signal.

A negative-going start pulse latches the incoming data,  $D$ , in  $A_1$  and  $A_2$  at the beginning of the sample period. Thus initially,  $D_0 = N_0 = M_0$ , where  $N$  and  $M$  are the stored maximum and minimum data values, respectively.

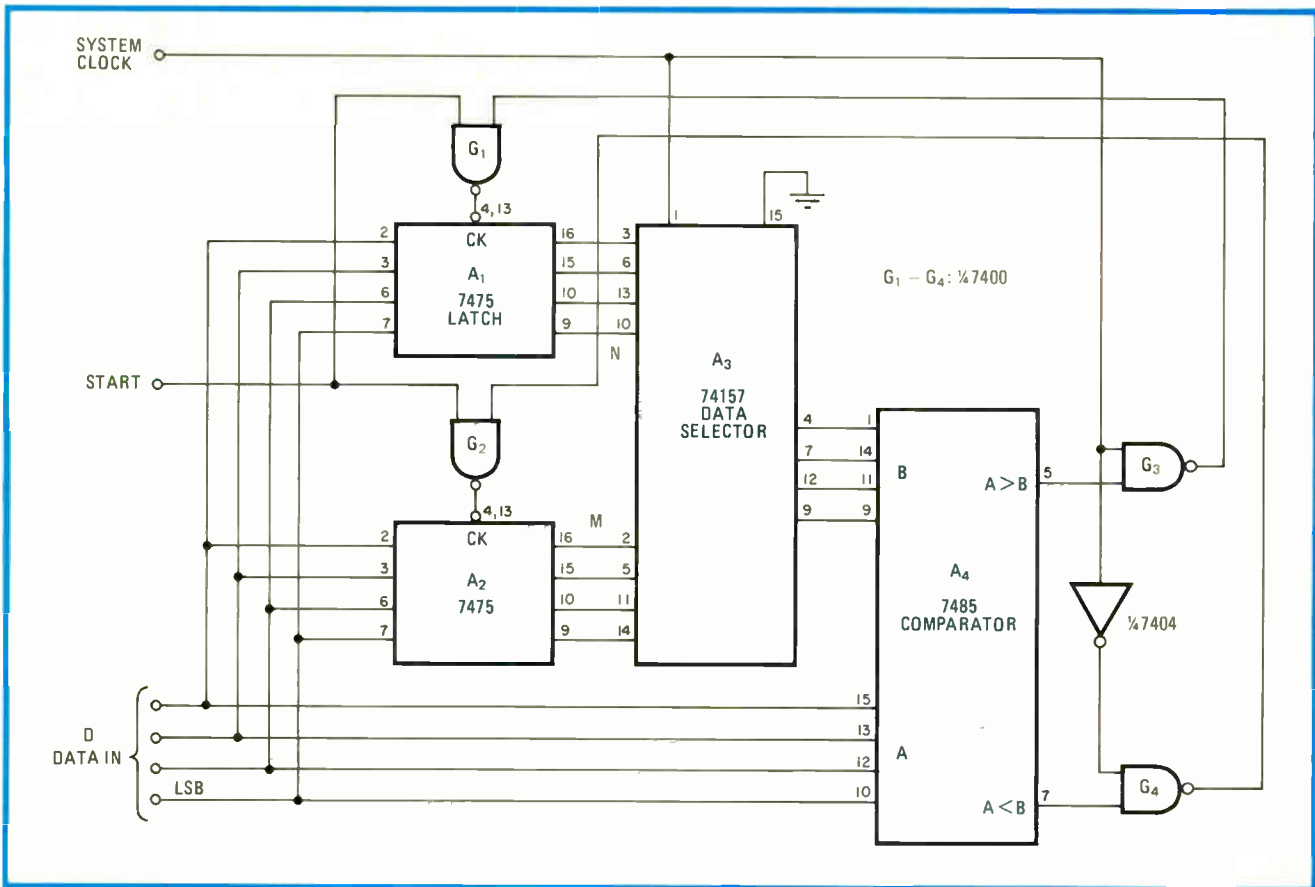
When the system clock first moves high, gate  $G_3$  is

enabled and  $N_0$  appears at the output of the data selector,  $A_3$ .  $N_0$  is then compared to the present value of the input data at  $A_4$ . If  $D$  should exceed  $N_0$ , pin 5 of  $A_4$  will go high and  $A_1$  will therefore latch the input data.

Similarly, when the system clock first moves low, gate  $G_4$  is enabled and  $A_4$  compares  $M_0$  to the present data value. If  $D$  is less than  $M_0$ ,  $A_2$  will latch the input data. This process is repeated during each system clock until the end of the sample period, which may be terminated by the user in any of several ways, depending on the application. The maximum and minimum values of  $D$  appear at the output of  $A_1$  and  $A_2$ , respectively.

No difficulties have been encountered with the generation of signal spikes or transients from pins 5 and 7 of  $A_4$  during  $A_3$ 's switching periods, and no problems will occur as long as the data-input lines are settled during those times.  $\square$

Designer's casebook is a regular feature in *Electronics*. We invite readers to submit original and unpublished circuit ideas and solutions to design problems. Explain briefly but thoroughly the circuit's operating principle and purpose. We'll pay \$50 for each item published.



**Peaks and valleys.** Maximum/minimum detector for 4-bit digital data uses standard TTL elements in latch-comparator feedback arrangement. Circuit performs continual comparison of previously stored maximum and minimum data versus present value of input data, and relatches latter when necessary. Updated high and low values appear at output of  $A_1$  and  $A_2$ , respectively.

# Don't let anybody pull a fast one on you.

If you're in the market for Advanced Schottky, you'll want to be sure you're getting the best family of products overall to suit your needs.

So when you're reading about performance claims, it's a good idea to read between the lines. You just might find yourself coming across the name Fairchild Advanced Schottky TTL, or FAST, a good deal of the time.

## **Our specs speak for themselves.**

Just compare them with some other big-name Advanced Schottky manufacturers and you'll see what we mean.

FAST uses five times less power. Our rise and fall times are 20% slower. We're pin-compatible to existing Schottky instead of having non-standard pinouts and functions.



## We won't fast-talk you.

We'll tell you like it is. The FAST family of logic devices delivers up to 75% more speed than Low Power Schottky, and up to 20% more speed than Schottky, but at only 25% the power of Schottky. That means you can drive more circuits with less power. And you don't have to go to ECL school to learn a new logic system. FAST has the same design rules as Schottky. So by fitting FAST into Schottky sockets, you can improve your design at very little expense.

FAST is tried and proven too, because it's manufactured using Fairchild's time-honored, patented Isoplanar process.

## When you want it fast, we deliver.

We're taking orders on FAST gates, ALUs and multiplexers for delivery in limited production quantities. So put your order on the books now. We've also added a wider line of FAST parts to our already-complete family of familiar functions. So now you have a better choice of what's best for you.

### Parts available now:

74F00	74F181
74F02	74F182
74F04	74F251
74F08	74F253
74F32	74F257
74F151	74F258
74F153	74F352
74F157	74F353
74F158	74F510

## Follow the leader.

We've been into Advanced Schottky since the beginning and we're in it to stay. So take a look at Fairchild if you're planning to get into second-generation Schottky.

For more information, contact your Fairchild sales office, distributor or representative today. Or use the direct line at the bottom of this ad to reach our Digital Division. When you call, ask for our new FAST brochure for more details. You can be sure we'll never pull a fast one on you. Fairchild Camera and Instrument Corporation, P.O. Box 880A, Mountain View, CA 94042. Tel: (415) 962-3716. TWX: 910-379-6435.

# FAIRCHILD

## Call us on it. (415) 962-3716





# HERE'S THE FORMULA LOWEST ERROR MUX'S

$$I_{D(on)} \times R_{DS(on)} = \text{Error}$$



Maximum Electrical Specifications @ +125°C	# CHANNELS	INTERSIL		SILICONIX		HARRIS	
		SINGLE-ENDED	DIFFERENTIAL	SINGLE-ENDED	DIFFERENTIAL	SINGLE-ENDED	DIFFERENTIAL
Part #	16	IH6116	IH6216	DG506	DG507	HI-506	HI-507
	8	IH6108	IH6208	DG508	DG509	HI-508A	HI-509A
$I_{D(on)}$ Leakage Current	16	100nA	100nA	300nA	200nA	500nA	250nA
	8	100nA	50nA	200nA	100nA	250nA	N.A.
$R_{DS(on)}$ Resistance	16	700Ω	700Ω	500Ω	500Ω	400Ω	400Ω
	8	400Ω	400Ω	500Ω	500Ω	1800Ω	1800Ω
Error Voltage	16	70μV	70μV	150μV	100μV	200μV	100μV
	8	40μV	20μV	100μV	50μV	450μV	N.A.
Power Dissipation @ +25°C	16	4.5mW	4.5mW	300mW	300mW	60mW	60mW
	8	4.5mW	4.5mW	240mW	240mW	45mW	45mW

MAKE YOUR OWN COMPARISONS IN 8 AND 16 CHANNEL  
PLUG-IN COMPATIBLE MULTIPLEXERS

# FOR LOWEST POWER, FROM INTERSIL.

## LOWEST POWER = LOWEST LEAKAGE = LOWEST ERROR.

Intersil's proprietary junction isolated, latchup-proof CMOS process offers you a new family of multiplexers. Not just new. Better. Lower power means less heat buildup. Less heat means less leakage current. And lowest leakage means lowest error. What you get is the lowest power consumption and lowest error in the business. With no sacrifice in switching speed. Plus, guaranteed break-before-make switching.

## COOLER IS BETTER.

Intersil's IH6116 family of 8 and 16-channel multiplexers is accurate. Even after warm-up. Drawing a maximum supply current of 0.2mA, the devices consume about 1/10th the power of their nearest competitor: 4.5mW Max., at  $\pm 15V$ . That consumption level means virtually no self-heating. It also means that the exceptionally low leakage current of 0.2nA @ 25°C doesn't change as the device warms up. Because it doesn't. Period.

## PIN-FOR-PIN.

The Intersil IH6116 multiplexers are pin-for-pin replacements for the industry standard 8 and 16-channel MUX's you're probably using now. But, they offer the low power, low error performance of Intersil's latchup-proof CMOS process. And, they're available in single-ended or differential... 8 or 16-channel.

## COMPETITIVE PRICES.

Function	Pkge	Temp Range	Part Number	100pc Price
1 of 8	Plastic	0 to 70°	IH6108CPE	6.56
1 of 8	Ceramic	-55° to +125°	IH6108MDE	13.75
2 of 8	Plastic	0 to 70°	IH6208CPE	6.56
2 of 8	Ceramic	-55° to +125°	IH6208MDE	13.75
1 of 16	Plastic	0 to 70°	IH6116CPI	11.75
1 of 16	Ceramic	-55° to +125°	IH6116MDI	37.44
2 of 16	Plastic	0 to 70°	IH6216CPI	11.75
2 of 16	Ceramic	-55° to +125°	IH6216MDI	37.44

## SIMPLY A BETTER PART.

Use the IH6116 family in any application where lowest power, lowest leakage and lowest error are important: Process control systems. Avionics,

aerospace and flight control systems. Energy management systems. You name it.

## AVAILABLE NOW.

We didn't invent  $I_{D(on)} \times R_{DS(on)} = \text{ERROR}$ . We took advantage of it. In CMOS. Latchup-proof CMOS. Lowest power CMOS. Lowest error CMOS. Here's another formula that works: Intersil = MUX's in CMOS...at competitive prices. If you'd like complete information, call your Intersil Sales Office, Franchised Distributor, or, return the coupon below.

### INTERASIL SALES OFFICES:

CALIFORNIA: Sunnyvale (408) 744-0618, Long Beach (213) 436-9261 • COLORADO: Aurora (303) 750-7004 • FLORIDA: Fort Lauderdale (305) 772-4122 • ILLINOIS: Hinsdale (312) 986-5303 • MASSACHUSETTS: Lexington (617) 861-6220 • MINNESOTA: Minneapolis (612) 925-1844 • NEW JERSEY: Englewood Cliffs (201) 567-5585 • OHIO: Dayton (513) 866-7328 • TEXAS: Dallas (214) 387-0539 • CANADA: Brampton, Ontario (416) 457-1014

### INTERASIL FRANCHISED DISTRIBUTORS:

Advent/Indiana • Alliance Electronics • Arrow Electronics • Bell Industries/Century Electronic Division • CESCO • Component Specialties Inc. • Components Plus • Diplomat Electronics Inc., (FLA) • Diplomat Electronics Inc., (NJ) • Harvey Federal Electronics • Intermark Electronics • Kierulff Electronics • LCOMP • Parrott Electronics • R.A.E. Ind. Elect. Ltd. • RESCO/Raleigh • Schweber Electronics • Sheridan Associates • Summit Distributors Inc. • Wyle Distribution Group • Zentronics Ltd.

# INTERASIL

E52479

Analog Products—Analog Switches  
10710 No. Tantau Ave., Cupertino, CA 95014  
Tel: (408) 996-5000 TWX: 910-338-0171  
(800) 538-7930 (Outside California)

Gentlemen,  
You're talking error. I'm talking leakage.  
We're talking the same language.

\_\_\_\_ Send me everything I need to know  
about the IH6116 Family of multiplexers.  
\_\_\_\_ Include your 20"x 24" Victor Hugo poster.



Name \_\_\_\_\_

Company \_\_\_\_\_

Address \_\_\_\_\_

# FLUKE'S MICROPROCESSOR-BASED SCANNER IS COMPATIBLE WITH EITHER IEEE 488 OR RS232.

## Or scans automatically without a controller!

That's right — the new Fluke 2204A scanner is so flexible you can use it for R&D applications like component research, life-cycle and environmental testing, quick-change production line test set-ups, and even precise process monitoring jobs that demand the highest possible reliability.

### System building block

When you build your system around the 2204A, you have a mainframe capacity up to 100 channels, and scan speeds up to 125 channels/second. Whatever capacity you need up to 1000 total channels is easily provided by chassis extenders.

Choose from either general purpose (2-wire) or low thermal (<1  $\mu$ V, 3-wire) relay scanner cards. Both switch up to 170 VDC and have excellent high frequency AC response. We provided for convenient four-terminal ohms measurements, and high-accuracy temperature measurements through an exclusive iso-thermal

input connector.

When it comes to checking out or trouble-shooting your system, you can do it conveniently and quickly in the manual mode right from the front panel of the 2204A. The whole system can be synchronized by using the scanner's output trigger pulse.

### Now, about what voltmeter to use.

The 2204A and our 8502A 6½-digit voltmeter make an ideal pair that we call the 7600A system. The combination of these two precision instruments gives some unique system advantages that no other scanner/DVM combination can provide:

- Utilization of the maximum speed potential of the scanner on the bus, afforded by the 8502A's high speed.
- Excellent noise rejection due to the 8502A's unique digital filtering characteristics.
- Scanner data that can be massaged without a controller. The 8502A's strong math capabilities plus scal-

ing, offsetting, peak reading, and "hi-pass-lo" decisions give you immediately useful information, with no additional computation necessary.


• Time and money savings, because the 7600A system comes factory tested and shipped together, with all the cables and connectors you need. And at no increase in cost over individual instrument prices!

CALL (800) 426-0361, TOLL FREE\* or contact any of the 100 Fluke offices and representatives, worldwide. In the U.S. and countries outside Europe write: John Fluke Mfg. Co., Inc., P.O. Box 43210, Mountlake Terrace, WA 98043, U.S.A.

In Europe, contact: Fluke (Nederland) B.V., P.O. Box 5053, Tilburg, The Netherlands. Telephone: (013) 673973 Telex: 52237.

\* Alaska, Hawaii, Washington residents — please call (206) 774-2481.

**FLUKE**®



The Fluke 2204A IEEE-compatible scanner (top) — a perfect match for the Fluke 8502A DVM.

Ad number 6110-8003

For Technical Data Circle 152

152

For Demonstration Circle 153

Electronics / May 24, 1979



# In-circuit tester using signature analysis adds digital LSI to its range

by Craig Pynn, Plantronics/Zehntel Inc., Walnut Creek, Calif.

□ One of the most cost-effective ways of testing analog printed-circuit boards is in-circuit testing. But boards that include large-scale digital integrated circuits like memories and microprocessors are beyond the capabilities of present-day in-circuit testers, which can at best do limited isolated testing of medium-scale digital ICs.

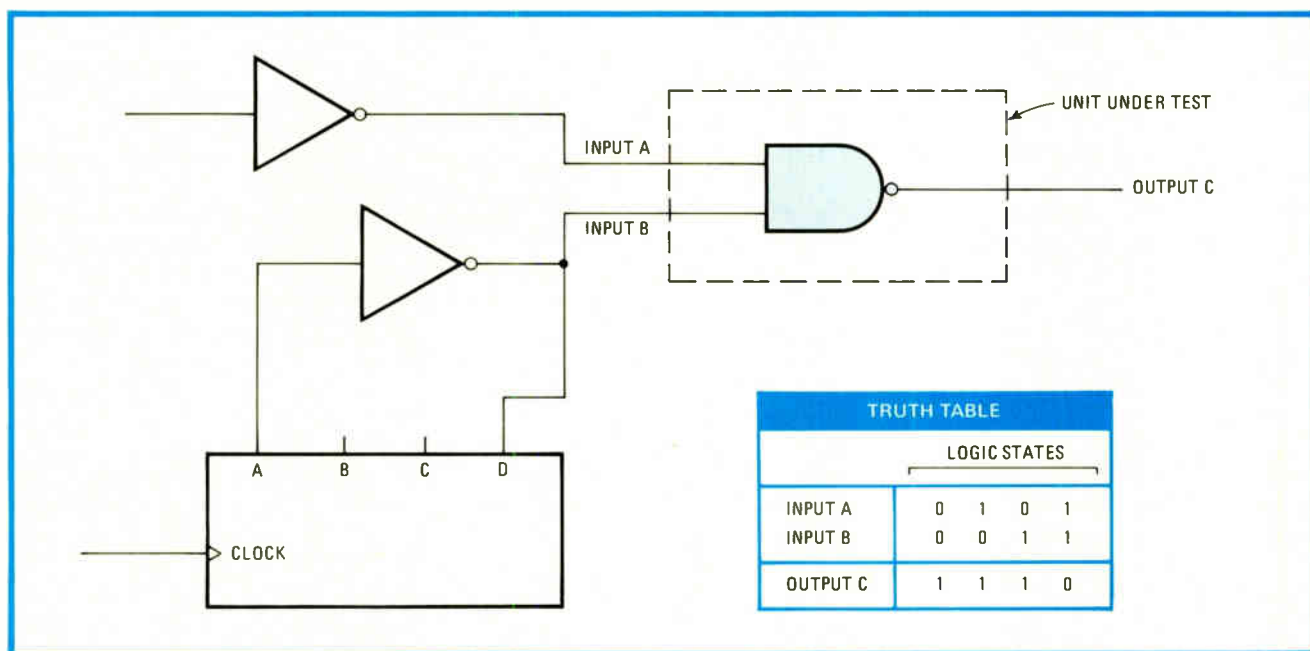
One solution is to adapt signature analysis, a technique originally developed for functional testing of arrays of LSI devices, to use with individual LSI devices. In combination with some of the older analog techniques, this approach yields a new in-circuit tester capable of checking out everything on a board from LSI devices through discrete components to the printed wiring. Yet programming is much simpler than for the alternative, functional board testing. Moreover, program execution time is short, making the instrument suitable for high-volume testing.

Like all other in-circuit test systems, the new instrument tests components, not circuits, treating a loaded board as a set of discrete unrelated devices. It gains access to them through a bed of nails, a fixture that

forces an array of spring-loaded pins directly against the plated conductors and lands of the pc board. Also, because most components are interconnected, it isolates each component from its neighbors during measurement.

For this purpose, the early digital in-circuit testers used a brief, low-impedance logic stimulus to the IC under test, to keep upstream logic states from affecting it. They then tested the IC by driving its inputs high or low and checking its output for compliance with the pertinent truth table. Such a state-by-state analysis is shown for a NAND gate in Fig. 1. The circuitry for measuring the output was designed to synchronize with the input stimuli, so that it sampled the output state during a short stimulus and measurement interval (typically less than 1 millisecond).

However, the number of states in a truth table soon climbs above 10 with LSI devices, and once that happens, test programs become so unwieldy that test coverage has to be compromised. Moreover, a short, single-state input stimulus cannot easily test sequential LSI circuits with their complex synchronous and asynchronous input state



1. **Digital isolation.** In early digital in-circuit testing, each digital device was electrically isolated and then checked state by state. On this NAND gate, for example, inputs A and B would be driven to various logic states to check compliance of output with NAND truth table.



**2. Coping with LSI.** The Zehntel TS800 employs low-impedance drive for device isolation, coherent stimuli to excite device inputs, and signature analysis to detect faulty LSI devices. The system is also capable of conventional analog in-circuit testing.

requirements. Some more comprehensive but simpler-to-apply method of LSI inspection was called for, and time-domain stimulus and measurement—the compression of input and output information—provides the answer that is needed.

### Comprehensive in-circuit testing

The instrument in Fig. 2 checks everything from shorts to chips. It begins by testing for faulty interconnections, proceeds to the analog components, and finally attacks the digital buses and chips (Fig. 3). For this last step it combines three techniques, first isolating each device by applying a low-impedance drive to it, then applying a set of coherent, time-varying stimuli to its inputs, and finally checking the output bit stream for agreement with the expected response (signature analysis). Truth table testing is complete yet, being done in the time domain, requires far fewer programming statements and hence much shorter programs than when done in the logic-state domain.

How coherent, parallel input stimuli interact with signature analysis is explained by Fig. 4a, which shows the same NAND gate as Fig. 1. Once again, all possible combinations of inputs are applied in sequence to the gate. But each output is not checked individually against the truth table. Instead, the entire set of outputs emerges in the form of a logic waveform that is a strict function of the input sequence.

In Fig. 4a, signal  $F_2$  operates input B at half the frequency of signal  $F_1$  operating input A. Both  $F_1$  and  $F_2$  derive from low-impedance sources, so that the input states normally created by upstream devices will be overridden. The phase and frequency relationship of the stimuli create a parallel input pattern that transmits all possible combinatorial states. (It is of no consequence if some patterns occur more than once.) To ensure that all the states in the truth table of the device are executed, the test interval must extend over at least one full cycle

of the lowest-frequency stimulus signal. The resulting data bit stream is sampled at the output of the device under test and fed back to a signature-generating circuit in the test system for transformation into a four-digit signature unique to the device.

(The technique is sometimes called a cyclic redundancy check (CRC). It has been used extensively for detecting data errors in magnetic-tape and disk equipment and more recently in field service test instruments intended for digital systems.)

Since the measurement interval and stimulus pattern are exactly the same from board to board, a defective IC does not yield the same signature as a good device. Because just one IC is tested at a time, fault diagnosis is certain and immediate.

The program statement required to execute the complete test discussed above is shown in Fig. 4b. First the reference designation, the device type, and the output pin are named. Then the pin numbers at which the input stimuli were applied and the frequencies of these stimuli are listed. The last line is the signature expected at the output node and obtained earlier from a known good IC. In the event of a mismatch, the system identifies the defective IC by printing out its reference designation.

Thus, the programming effort involved in signature analysis is minimal. What is most significant is that a valid and rigorous test can be programmed without the need either to manually program each input state or to analyze each output state of a complex circuit.

The technique can also identify precisely which line of a multiple-line bus is stuck. However, to determine which IC is “hanging up” the node requires use of a manually operated current probe. In the case of a sequential circuit, the test programmer must understand the timing relationships of the device—its functional specification—so that he can decide if and when certain inputs should be defeated and which outputs should be monitored for proper response.

A vital issue is the thoroughness of a test, a particularly challenging consideration in relation to LSI testing. Here in-circuit digital inspection resembles the more traditional card-edge functional test techniques since in both cases, the correlation of test coverage with the detection of failure modes is generally performed empirically. Results to date indicate that a programmer using this technique of LSI inspection needs very few instructions to construct a test program that will yield a test confidence level exceeding 90%.

### Applying in-circuit digital testing

The in-circuit digital technique just described can be applied to both combinatorial and sequential types of logic circuits, including decoders, counters, shift registers, universal asynchronous receiver/transmitters, random-access and read-only memories, and direct memory access chips, as well as microprocessors.

As an example, Fig. 5 pictures an inspection test for a 256-by-4-bit programmable read-only memory (PROM). Coherent stimuli, labeled  $F_1$  through  $F_8$ , are applied as inputs to the address lines. Since each frequency is half the frequency of the previous one, all the PROM addresses will be exercised if the test duration equals or exceeds the periods ( $1/F$ ) of the lowest frequency (in this case,  $F_8$ ).

Static logic levels are applied to the chip-enable inputs  $CE_1$  and  $CE_2$ , respectively. All other logic devices with outputs connected in common to the outputs of the device under test (the bus) have been previously disabled. Outputs  $O_1$ ,  $O_2$ ,  $O_3$ , and  $O_4$  are monitored for consistent signatures.

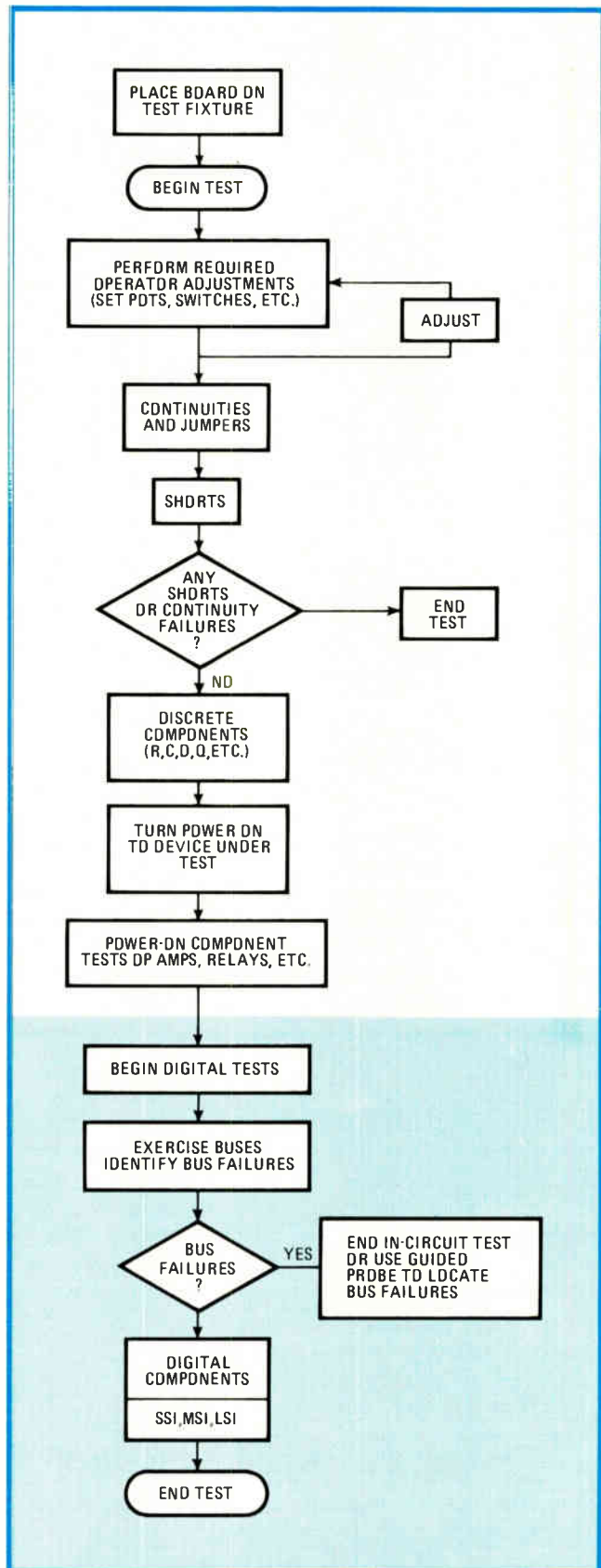
In practice, the in-circuit test system would apply the stimulus bit stream to the PROM on a known good board, sample the output bit stream, generate a signature, and store it in memory as a characterization of a good PROM. The output bit pattern and consequently the signature, of a good PROM is determined by the program stored within the IC. If because of an engineering change or for some other reason the PROM program is modified, it is a simple task for the in-circuit test system to generate and store the new signature.

### Dealing sequentially

Though the technique of signature analysis does away with the need for a state-by-state analysis of combinatorial devices like PROMs, the programmer does need an understanding of the functional characteristics of complex sequential circuits like microprocessors.

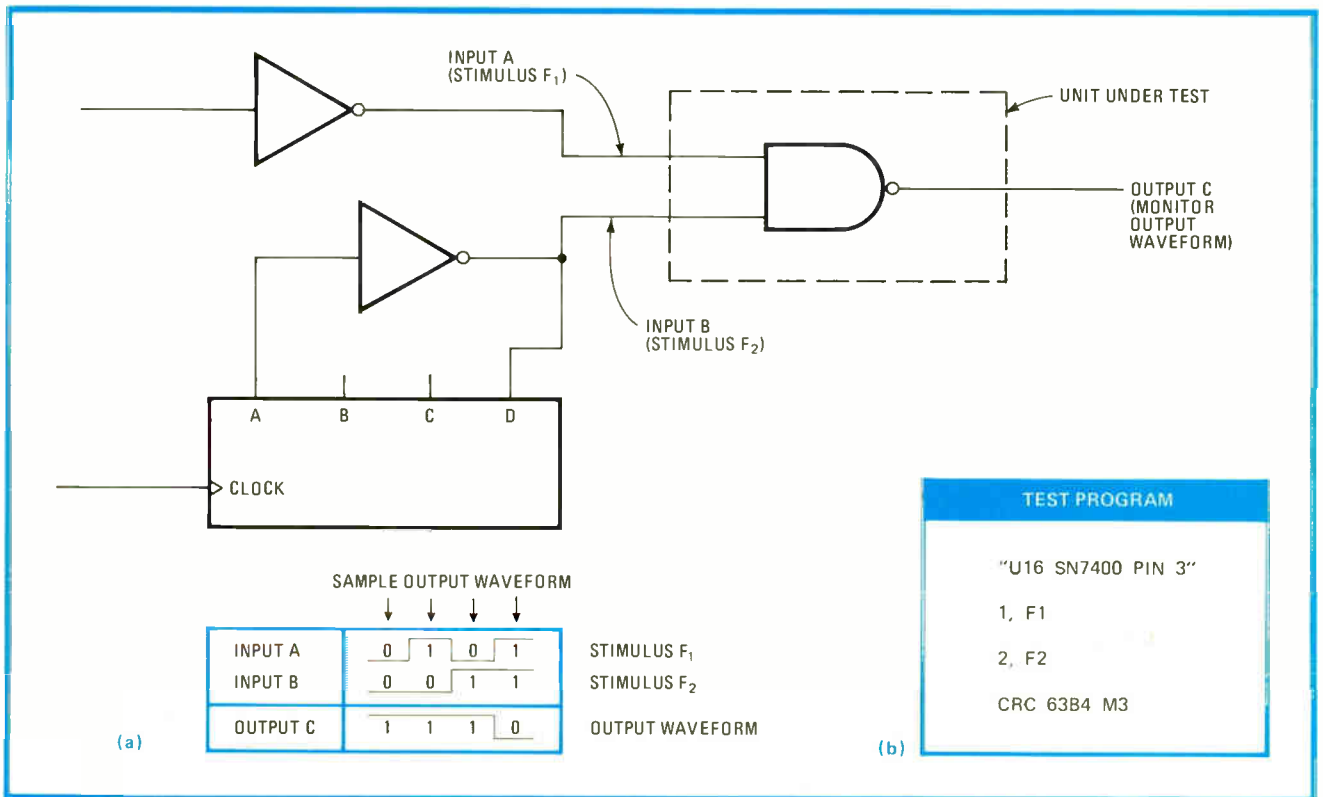
An LSI device such as a microprocessor requires a defined sequence of stimuli at appropriate inputs in order to be tested properly. An in-circuit test system cannot totally exercise all the states of such a device, but it should be able to interface with the inputs and outputs and exercise the IC through enough logical states to yield a high level of confidence that the device is operating in the way it should be.

Since tests must be performed that cause a change at the output pins of the device, altering internal combinatorial states such as occur in incrementing a microprocessor accumulator is not productive. It is better to execute two instructions in its instruction set that will



**3. Test flow.** In testing a typical board carrying both analog and digital circuitry, the in-circuit system first checks for shorts and opens in the wiring, then inspects nondigital components for proper placement and operation, and lastly begins exercising the digital elements.





**4. NAND test.** Waveforms representing all combinations of logic states are fed into pins 1 and 2 of NAND gate by middle two lines of program, which then checks output at pin 3 against correct signature in fourth line. If gate is faulty, first line of program prints out, identifying culprit.

enable the in-circuit test system to monitor the data, address, and status lines for valid responses.

Clock, reset, and other control inputs are applied to synchronize the IC under test to the test system. Then the instruction NO-OP is applied to the data bus, and the address bus and various status outputs are monitored for the expected signatures. This single operation exercises

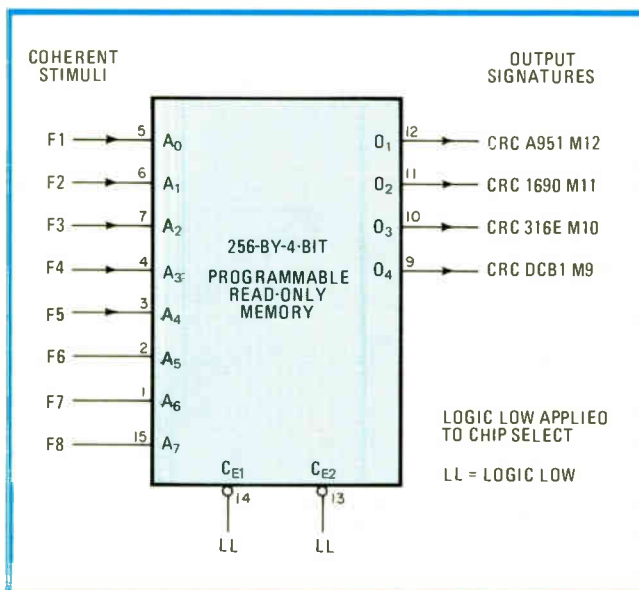
the microprocessor's instruction decoder, program counter, address register, refresh counter, and various status control logic lines. Next, the HALT, or HALT-INTERRUPT, instruction is used to check the basic input/output registers and controls and also to exercise the jump and halt logic. In this test, the data bus first receives the instruction input and then provides the program counter contents (0001) so the bus can be read as data output.

The NO-OP test for a typical microprocessor is illustrated in Fig. 6a. Note the simplicity of the programming steps.  $F_1$ , the highest frequency, is the clock input.  $F_{13}$ , a lower frequency, initializes the microprocessor. The NO-OP instruction is produced by writing static logic lows (LL) onto the data bus. The microprocessor executes its entire NO-OP cycle once reset has duly been accomplished.

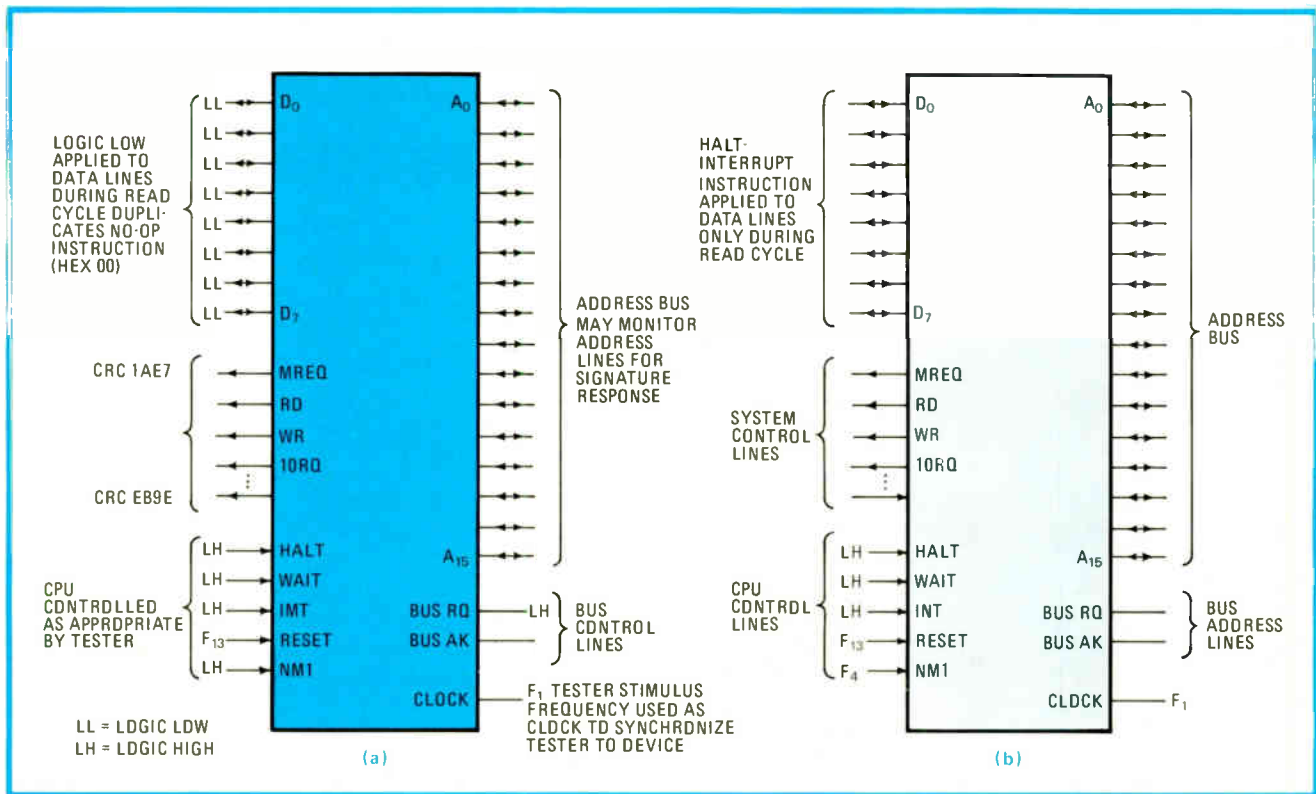
Figure 6b illustrates a typical HALT/INTERRUPT TEST. It resembles the NO-OP test except that a hexadecimal instruction is placed on the data bus to initiate the half cycle. The test system makes it possible to disconnect the stimuli at any time except during the read cycle. Here, multiplexing allows stimulation and measurement of bidirectional lines.

#### A DMA example

The Intel 8257 programmable direct memory access (DMA) controller is typical of the class of smart peripheral chips now appearing on printed-wiring boards. Designed to simplify and speed the transfer of data between memory and peripherals in microcomputer systems, it supervises the transfer of data between peripheral chips and memory, controls system buses



**5. PROM test.** Because the coherent stimuli,  $F_1$  through  $F_8$ , of this 256-by-4-bit programmable read-only memory have powers-of-two relationship, all memory addresses are accessed so long as the test interval is at least equal to the period of the lowest stimulus, ( $F_8$ ).



**6. Testing one, two . . .** Signature analysis can be applied to sequential circuits like microprocessors, on which it can carry out both a NO-OP test (a) and a HALT/INTERRUPT test (b). Output lines are monitored for conformity of test results with expected signatures.

when needed, and resolves the priority requests of external peripherals.

Before the operation of the DMA controller can be observed, it must be preconditioned. (The 8257 is a four-port device; each port undergoes identical tests.) To precondition port 0, it is necessary to:

- Reset the DMA chip.
- Ensure the chip to be in the slave (not selected) mode.
- Program the terminal count of port 0 (this takes 2 bytes, the memory block size).
- Program the beginning memory address of port 0 (also 2 bytes).
- Program the mode register to enable port 0 (1 byte).

When preconditioning is complete, the controller is given control of the address bus by being placed in master mode ( $\overline{CS}$ ). It is then sent a DMA request (DRQ<sub>0</sub>) so as to begin the transfer operation. During actual DMA operation its various outputs are monitored for a characteristic signature.

### Test setup and execution

In the case of the 8257, terminal count, block size, and beginning memory address data are determined by the byte present on the data bus (D<sub>0</sub> to D<sub>7</sub>). The port and corresponding functional information are specified by the current address present at A<sub>0</sub> to A<sub>3</sub>. Data is latched by clock transitions at input/output write ( $\overline{I/O\overline{W}}$ ).

For the test of port 0, 2 bytes must be loaded for the terminal count, 2 bytes for the starting address, and 1 byte for the mode set. By choosing appropriate coherent stimuli from the tester and applying them to A<sub>1</sub>, A<sub>2</sub>, and A<sub>3</sub>, all the programming addresses required for port 0

are produced. A higher-frequency stimulus is chosen for  $\overline{I/O\overline{W}}$  to produce strobes to latch the required number of bytes at each address. A data word is presented synchronously by the tester at D<sub>0</sub> to D<sub>7</sub> to load the desired information at each program state.

Once programming is complete, a low-frequency stimulus places the controller in the master state ( $\overline{CS}$  high). Following this, the DMA request line (DMARQ) is taken high and DMA operation begins.

Any output may be monitored for transitions and a characteristic signature acquired for comparison with a signature obtained from a known good chip. The outputs of interest include: address bus (A<sub>7</sub>); memory read ( $\overline{MEMR}$ ); memory write ( $\overline{MEMW}$ ); hold request (HRQ); and address strobe ( $\overline{ADSTB}$ ).

### In-circuit versus functional testing

An in-circuit test system with the digital capability described above is quite new, while digital card-edge functional test systems that interface at the card edge are well entrenched today. Is there room for both in the automated test equipment market?

The ability of in-circuit testing to test at the throw-away component level and the relative ease with which it can be programmed are undoubted advantages, particularly for high-voltage applications. Moreover, as LSI devices increase in complexity, modeling their functions will become a more formidable and hence more costly task. Simple programming, plus its simple one-device-at-a-time test strategy, would suggest in-circuit digital testing holds promise for years to come as a highly cost-effective production test technique. □

# Cellular system expands number of mobile-phone channels

Dividing an area into hexagonal units allows simultaneous multiple use of frequencies; LSI and stored-program control make the system practical

by Harvey J. Hindin, *Communications & Microwave Editor*

□ Most people take telephone calls for granted, and it is reasonable for them to do so, given the quality of the system as it now exists. Yet there is an exception: anyone trying to make even a local call from a phone in an automobile will soon discover that it is very difficult to get a clear channel.

There are too many users on any one channel because there is not enough spectrum space to accommodate all the people who are currently using the service. Add to that the many thousands who are on the waiting lists and it is obvious why a new approach to the problem is needed. Bell Laboratories' answer is the Advanced Mobile Phone Service, called AMPS.

## The old way

Today's mobile systems use a single, high-powered base station to serve an entire city—much like television stations. Only one telephone call can be handled on each mobile channel at a time, and the channels cannot be used in nearby cities because the powerful signals would interfere with each other. The minimum distance for multiple simultaneous use of a channel is on the order of 75 miles, and therefore a maximum of only 25 channels

is available in some 5,000 square miles.

This very limited number of channels makes large-scale service impractical. For example, in New York City only about 700 customers can be handled, and they experience relatively poor service because of the difficulty in obtaining an idle channel. In fact, the chance of completing a call on the first attempt is well under 50%.

## Dividing it up

To overcome this problem, Bell Laboratories engineers decided on the so-called cellular approach. Instead of using only one high-powered transmitter near the center of a city to serve all mobile units in the area, they divided an area into units, called cells, each with its own low-power transmitter.

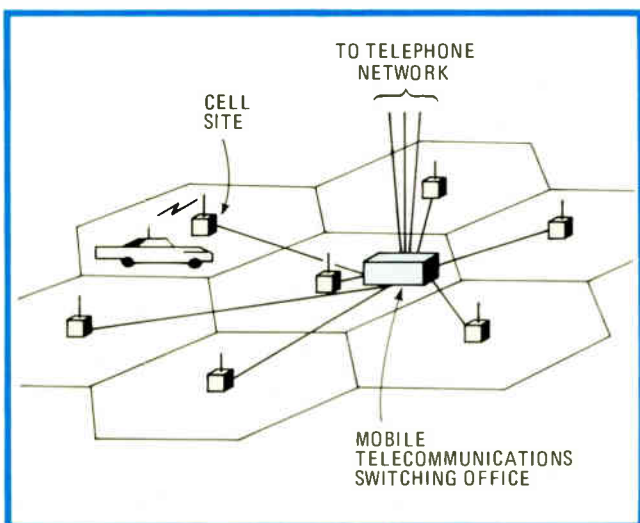
In the Advanced Mobile Phone Service, each cell is served by a receiver and a control system, located at a "cell site," or base station, as well as by a transmitter (Fig. 1). Every cell is allocated a set of frequencies, with neighboring cells assigned different frequencies to avoid interference. Cells sufficiently far apart, however, can use the same frequencies simultaneously—allowing reuse of each channel for different conversations many times in a given service area.

The cellular approach eliminates the need for high-powered radio transmission by carrying the conversation over regular telephone lines to a cell site near the mobile customer. The cell site then completes the call by means of radio transmission that covers only a small area in which the vehicle is traveling.

Each cell serves mobile customers when their vehicles are within that cell. As a vehicle moves to another cell, the call is transferred, or "handed off," to another cell site. This automatic transfer maintains service quality throughout the conversation and in most cases is not noticeable to customers.

Because radio transmissions coming from cell sites closer to the mobile unit override weaker signals originating in more distant cells, a channel that carries a conversation in one cell can be used several cells away to carry another conversation. As a result, radio channels can be used simultaneously 20 or more times in a large urban area.

Also, as the demand for service increases, the capacity of the system can be increased through "cell splitting"—adding new cell sites by subdividing existing cells to form



1. **Cells.** Through frequency reuse, a cellular mobile-telephone system in one coverage area can handle many more calls simultaneously than the number of allocated frequency channels. A hexagonal cell is the most efficient, requiring the fewest transmitter sites.



## AMPS: What happened, when

1930s, early 1940s	Early development work begins on mobile service, proceeds through testing and trial stages		System files proposal for development of cellular mobile systems
1946	First commercial mobile service introduced in St. Louis	1974-75	FCC allocates frequencies for cellular systems, opens field to all those interested in developing cellular systems
1950s, 1960s	Mobile service expands nationwide, becomes comparable operationally to regular service but does not compare favorably with quality of regular service; Bell Laboratories begins effort to develop new and better mobile systems	1975	Illinois Bell Telephone Co. files application with FCC to begin developmental test of high-capacity cellular system in Chicago area
1968	Federal Communications Commission opens Docket No. 18262, focuses attention on mobile service, seeks more efficient systems	1977	FCC grants Illinois Bell's application for Chicago test; Bell System announces it will proceed with Chicago trial; AT&T announces that Bell Labs has selected three companies to supply mobile sets for Chicago trial
1970	FCC conducts extensive investigation of mobile service, finds need to expand and improve service, invites proposals from telecommunications industry on new mobile system	1978	Installation completed at the Chicago cell sites, and hand-offs between cell sites are successfully demonstrated
1971	In response to FCC invitation, Bell	1979	Tests go into final stage with favorable results expected; data to be studied and plans for future to be evaluated

a grid of smaller cells. By increasing the number of cells and hence reducing the power of the transmitters, this process provides even more channels for mobile users. Through cell splitting, several hundred thousand customers can be served in an urban area.

Although a high-capacity cellular system could theoretically have been built many years ago (see "AMPS: what happened, when"), it has taken the technology of the 1970s to make such a system economically feasible. With the significant strides in the development and use of computer-controlled call switching, plus the introduction of microelectronics, mobile cellular communication has become a reality.

### System design

The cellular concept in mobile telephony involves interference-limited operation of both the mobile unit and the fixed radio equipment, in contrast to the noise-limited operation that characterizes the existing mobile service. In cellular systems, small cells using the same frequencies are situated as close to one another as is permitted by a probabilistically tolerable level of cochannel interference.

Channel reassignment, which is invoked, as noted, when a car with a mobile telephone moves from one cell to another, is initiated under program control in the fixed equipment—the mobile telecommunications switching office (MTSO), and the cell sites. The switching office is the AMPS controller. The cell sites contain the fixed radio equipment and logic equipment that interface the mobile telephones with the MTSO.

Channel reassignment is implemented by a command originating at the MTSO and transmitted by the appropriate cell sites. This produces a response from the mobile equipment resulting in a reconfiguration of the mobile unit for operation on a new radio channel. Reswitching in the MTSO is also required to connect the land party to the fixed equipment in the new cell.

Preceding, during, and following the actual voice conversation, analysis and signaling are required to set up the call, hand off the channel, and terminate the call, respectively. Continuous call supervision is necessary to ensure high voice quality and to determine when hand-off is needed. Also, the fixed equipment is continuously monitored to detect problems. When failures are detected, the equipment is reconfigured to bypass the fault. The mobile and land parties are unaware of all these processes.

The AMPS concept, which has been subjected to testing in a coverage area of about 2,000 square miles in greater Chicago (see "AMPS: what's happening now"), is made possible by the Federal Communications Commission's assignment in 1971 of a 40-megahertz band at about 850 MHz for common carrier use.

### Making it work

With the 40-MHz band, several hundred channels are available, and the reuse concept multiplies by many times the effective number of channels. In fact, the number of channels in each cell is large enough so that the per-cell trunking efficiency—the ratio of the number of messages carried to the number of channels available—is also high. The result is a large potential number of customers—anticipated to be as much as several hundred thousand in the large cities.

But perhaps more important, the revolution in integrated circuits has made possible low-cost parts to execute complicated logical processes under software control. In particular, the stored-program electronic switching system and the microprocessors in the cell site and mobile-radio equipment have not only enabled the construction of low-cost hardware, but also provided the computing power and flexibility needed to meet the service's complex control and maintenance requirements.

There are five stored-program controllers in the AMPS system (Fig. 2). These are the large processor in the

## AMPS: What's happening now

The Chicago trial of the Bell System's Advanced Mobile Phone Service, or AMPS, was designed primarily to demonstrate and evaluate the technical quality of a cellular system when operating with a relatively large number of mobile-telephone sets and to assess the marketability of the new system under actual operating conditions.

It has two phases. The first, or technical, phase began last July. It involves about 100 mobile units operated by Bell System employees and is intended to confirm the technical capability of the equipment.

The second phase, or service test, began early this year. During this phase, AMPS is being marketed as if it were a regular service—with two major exceptions. First, in order to ensure that the results are truly representative, the marketing effort is addressing a randomly selected sample from all segments of the business community. Second, in compliance with restrictions set by the Federal Communications Commission, no more than 2,500 mobile units will be installed.

The Chicago AMPS system has 10 cells, each served by a separate cell site. They provide coverage of about 2,100 square miles of the metropolitan Chicago area.

The mobile telephones used in the service test have been designed to Bell Labs specifications but are supplied by three non-Bell companies. They have several unique features. For example, a user can dial the last number called at the touch of a button. The phones also have the capability of storing information, so that a call can be started at one traffic light and completed at the next. Phones are being installed in a variety of vehicles to identify any potential problems of compatibility.

A separate but related evaluation of AMPS is also under way in Newark, N. J. That evaluation uses equipment and procedures that essentially provide a laboratory environment in the field to test all the basic cellular radio plans and to provide most of the data to verify the technical feasibility of small-cell systems. However, it involves no actual customer service.

Once both the Chicago and Newark tests are complete, the data obtained will permit a comprehensive evaluation of cellular operation. If the tests are successful, a high-capacity cellular system could be introduced in the marketplace by 1980. Five years later, AMPS could be provided in some 25 major urban areas.

MTSO and four control microprocessors—one in the data link that provides the signaling path between the cell sites and the MTSO, two in the cell site, and one in the mobile telephone.

Implementing AMPS requires a step forward in software technology. Not only must the MTSO perform many of the functions that a telephone office does for land lines, but it also must provide a number of functions that are unique to AMPS.

### Switching office functions

The first unique function concerns the location and hand-off process. Once established, calls are periodically supervised by a coordinated effort between programs in both the MTSO and the cell site. Under control of these programs, the former determines when a hand-off between two cells is appropriate.

The location and hand-off process is one of the key differences between the MTSO software dealing with land-line phones and that dealing with the mobile units. Typically, in a land-telephone connection, once the call has been established, it is left undisturbed unless a change is initiated by the subscriber—for example, by hanging up or flashing the switch hook. In the case of AMPS, however, the program itself may initiate changes in network configurations.

Another significant difference in the AMPS software is apparent in the process of establishing a connection between a mobile unit and another party, either fixed (land) or mobile. In the case of land-line phones, a relationship between the telephone directory number and the physical state of that line in the central office is contained in the central office's data base. Though this data base may be changed for administrative reasons or under customer control for certain custom-calling services, the relationship between the directory number and the physical location is fixed.

In the case of AMPS, however, there is obviously no physical relationship between the directory number and the physical location. Thus, the MTSO must first find the mobile phone. In many cases of land-to-mobile calls, the MTSO will not be able to locate the mobile phone because it is turned off.

Finally, a larger than usual portion of the program in the MTSO is devoted to system maintenance. Some of the maintenance programs conduct routine tests on the standby equipment in the cell site to ensure that it will function properly when needed. Others check on the progress of calls in order to detect any failures that might occur on the active equipment. Still another set of maintenance programs reconfigures the redundant, or duplicated, pieces of equipment in the cell site to isolate faulty equipment and remove it from service.

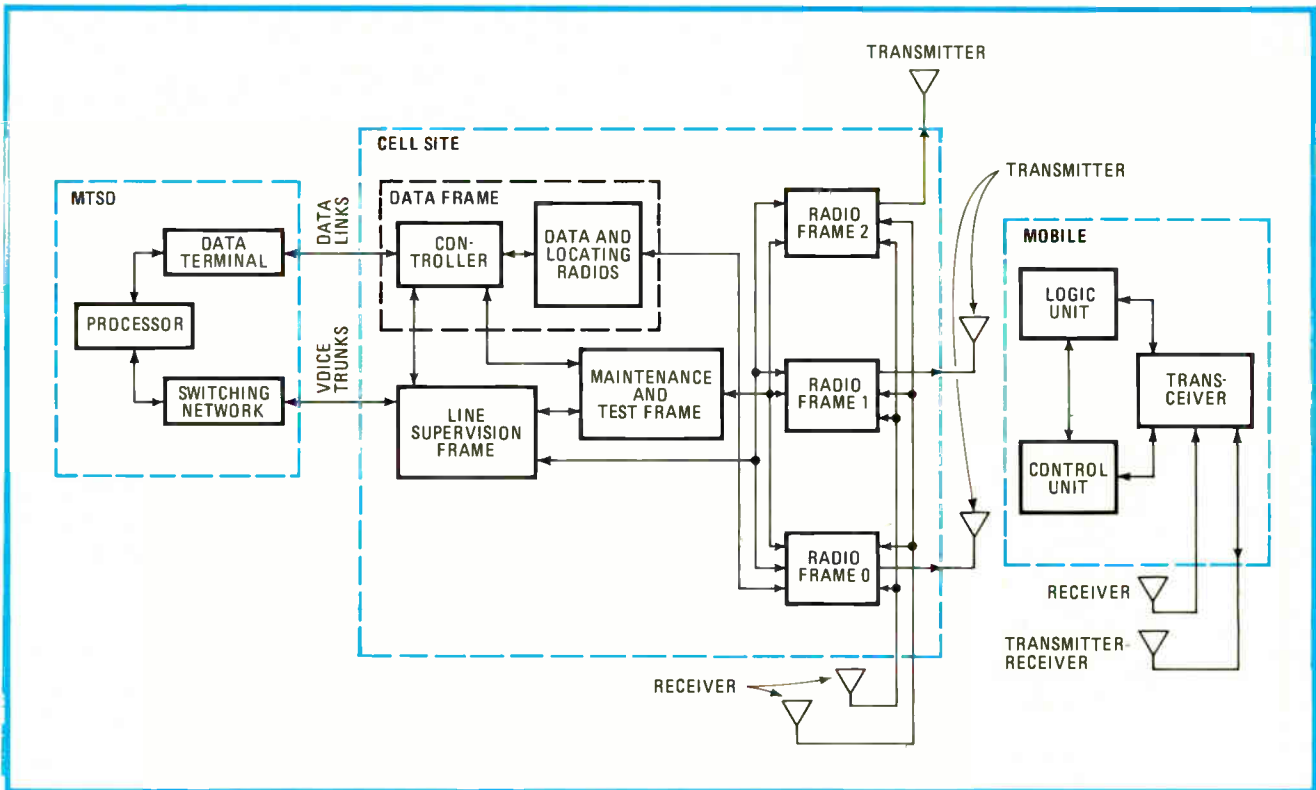
### Switching

The AMPS system exploits two communications disciplines: radio transmission and switching. The radio system is based on 850-MHz frequency modulation. The switching system is based on the standard AT&T No. 1/1A electronic switching system (ESS).

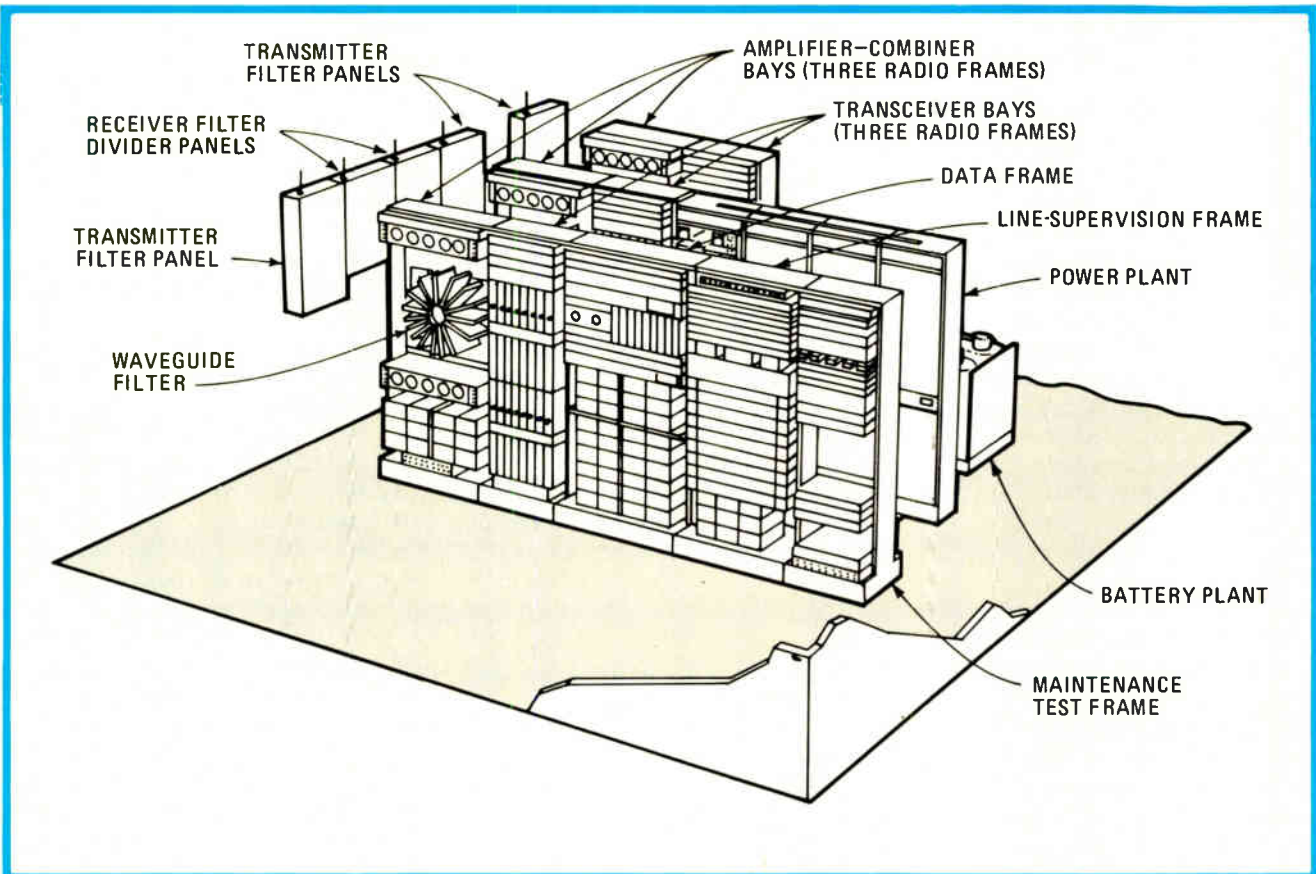
AMPS coordination is provided by the MTSO, which controls the system and interfaces it with the land-telephone network. In the Chicago test, the MTSO occupies a position in the switching hierarchy below that of a local office, to which it is connected with standard trunk facilities. The MTSO interconnection arrangement is similar to that used with a private branch exchange and it employs existing capabilities in ESS local offices.

To ensure compatibility, an MTSO is built with standard ESS hardware. For example, all logic to control mobile-telephone calls and maintain the cell-site hardware is implemented as additions to the electronic switching system's stored program.

The No. 1/1A ESS itself consists of processors, memo-

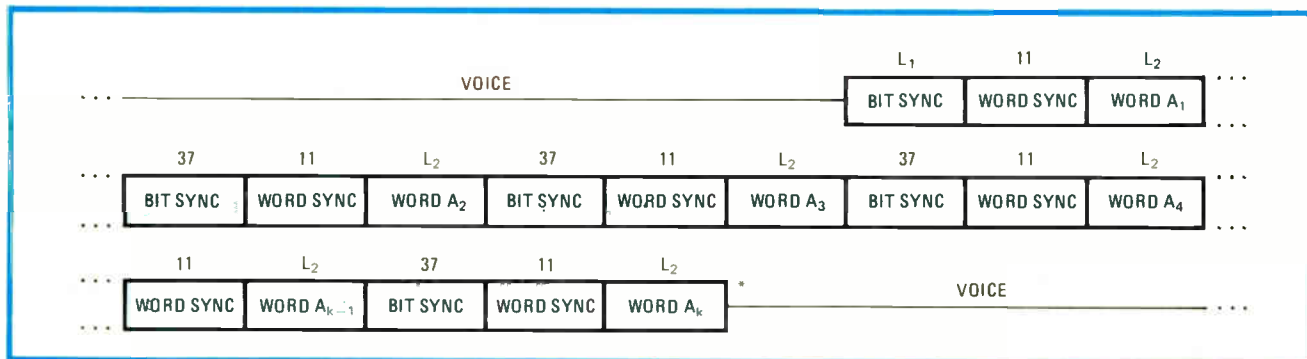


**2. Connections.** There are three major AMPS subsystems: the mobile telephone switching office (MTSO), the cell site, and the mobile unit itself. The mobile unit is connected to the cell site by an fm radio link, and the cell site is connected to the switching office by land lines.



**3. How many?** The number of separate frames at each cell site is a function of the site's voice-channel requirements. Operational control of the frames is maintained by the use of both hardwired logic and programmable controllers. Many of the control functions are redundant.





Symbol	Forward direction	Reverse direction
K	11 repeats	5 repeats
L	100 bits	101 bits
L <sub>2</sub>	40 bits	48 bits

\* In reverse direction a second message (b) may follow word A<sub>k</sub>.  
 Forward direction is from the cell site to the mobile unit.  
 Reverse direction is from the mobile unit to the cell site.

**4. Format.** Mobile-telephone control is maintained by using data streams generated during momentary voice muting. Repetition of the data message ensures that sufficient data words will be received to permit accurate decoding by the mobile unit's logic circuitry.

ry, switching network, trunk circuits, and miscellaneous service circuits organized as a common control system. It is fundamentally a dedicated computer operating under the control of its stored program.

Three types of programs are available: call processing, hardware maintenance, and administration. Call-processing programs provide the logic that controls call setup and disconnection for the wide variety of call types. The maintenance programs provide the means of recognizing hardware failures, reconfiguring the active and standby units to achieve a working system, and diagnosing suspected failures to aid in repair. Administrative programs provide a mechanism for changing the system data base, which includes customer records and billing data.

### Interface

In the AMPS system, the interface between the land-telephone network and the radio paths to the mobile telephones occurs at the cell sites. As well as transmitting and receiving, the sites perform other system functions under the direction of the MTSO.

For example, cell sites search for mobile units and communicate data between the MTSO and the mobile units. They also locate the mobile units; test, control, and reconfigure equipment upon remote orders; and supervise calls. These operations are controlled by both hard-wired logic and programmable controllers.

A typical cell has a maximum of 48 voice channels.

The cell site (Fig. 3) contains 16 radios in each radio rack, or frame, and each line-supervision frame can handle 48 voice channels. Only one data frame and one maintenance test frame are necessary, regardless of the number of voice radios at the site. The maximum size of a cell site is 144 voice radios, which require a total of 14 frames: 9 radio frames, 3 line-supervision frames, 1 data frame, and 1 maintenance and test frame.

### Frame structure

The radial structure in the power-amplifier-combiner frame shown in Fig. 3 is a waveguide filter that combines the output of 16 transmitters onto a single coaxial cable for connection to the transmitting antenna. The adjacent radio frequency frames each have arrays of 16 transmitters and 16 receivers arranged in four rows of 8. The transmitters are connected to the filter-combiner through power amplifiers.

Most of the logic and control is concentrated in the data frame. This frame houses two microprocessors—one on line, the other redundant. Both are Western Electric Procon programmable controllers, each with a random-access memory of 4,096 24-bit words, a read-only memory of the same size, and a data memory of 2,096 18-bit words. The microprocessor buffers, re-formats, and executes the requests, commands, and responses that flow by radio between the cell site and the mobile unit and between the cell site and MTSO. The programmable controllers also direct the cell-site functions, such as the exercise of cell-site diagnostic features when that is requested by the MTSO.

The line-supervision frame has the audio and data-processing circuits associated with such functions as audio companding, signaling, and supervision. It also handles injection and recovery of data bursts interpolated by brief voice interruptions. In addition, it allows the mobile unit (through data bursts on the talking path) to tune to a new channel when there is a hand-off.

The maintenance and test frame also contains a Procon programmable control microprocessor. This one has 6,144 24-bit words of program memory and 2,048 16-bit words of data memory. Commanded by the microprocessors in the data frame, it does diagnostic testing and provides the data for troubleshooting.

When a call is in progress, it must be monitored to determine when various data orders must be sent to the mobile units. These might be an order to turn off the transmitter at the termination of the call or an order following a user's request for one of the optional services



**5. Who's calling?** Except for some extra digits that are necessary because the customer is calling from a mobile unit, the car telephone works much the same way as an office phone. Incoming calls are perceived as beeps on a built-in loudspeaker.

like third-party connection or person-to-person calls.

Orders and service requests must be transmitted without interfering with voice conversations. Therefore they are sent in the form of binary data messages over the voice channel by momentarily muting the voice and inserting a binary data sequence. The data sequence requires approximately 0.1 second.

#### **Data messages**

The data messages over the voice channel from the cell site to the mobile unit are referred to as forward blank-and-burst; those from the mobile unit to the cell site are called reverse blank-and-burst. The forward blank-and-burst order is initiated by the MTSO, which sends an appropriate message over the data link to the controller in the cell site. The controller then sends the required message to the voice transmitter data interface. This is done with a single 40-bit serial word that is sent at 10 kilobits per second to the voice radio transmitter by way of an electronically switched connection in the line-supervision frame.

The data word (Fig. 4) is preceded with the bit and word synchronization coding signal. This grouping of bit sync, word sync, and 40-bit data word is repeated 11 times before the channel is restored to the voice mode. This repetition ensures a sufficient number of properly received words to permit accurate decoding by the mobile unit's logic circuitry.

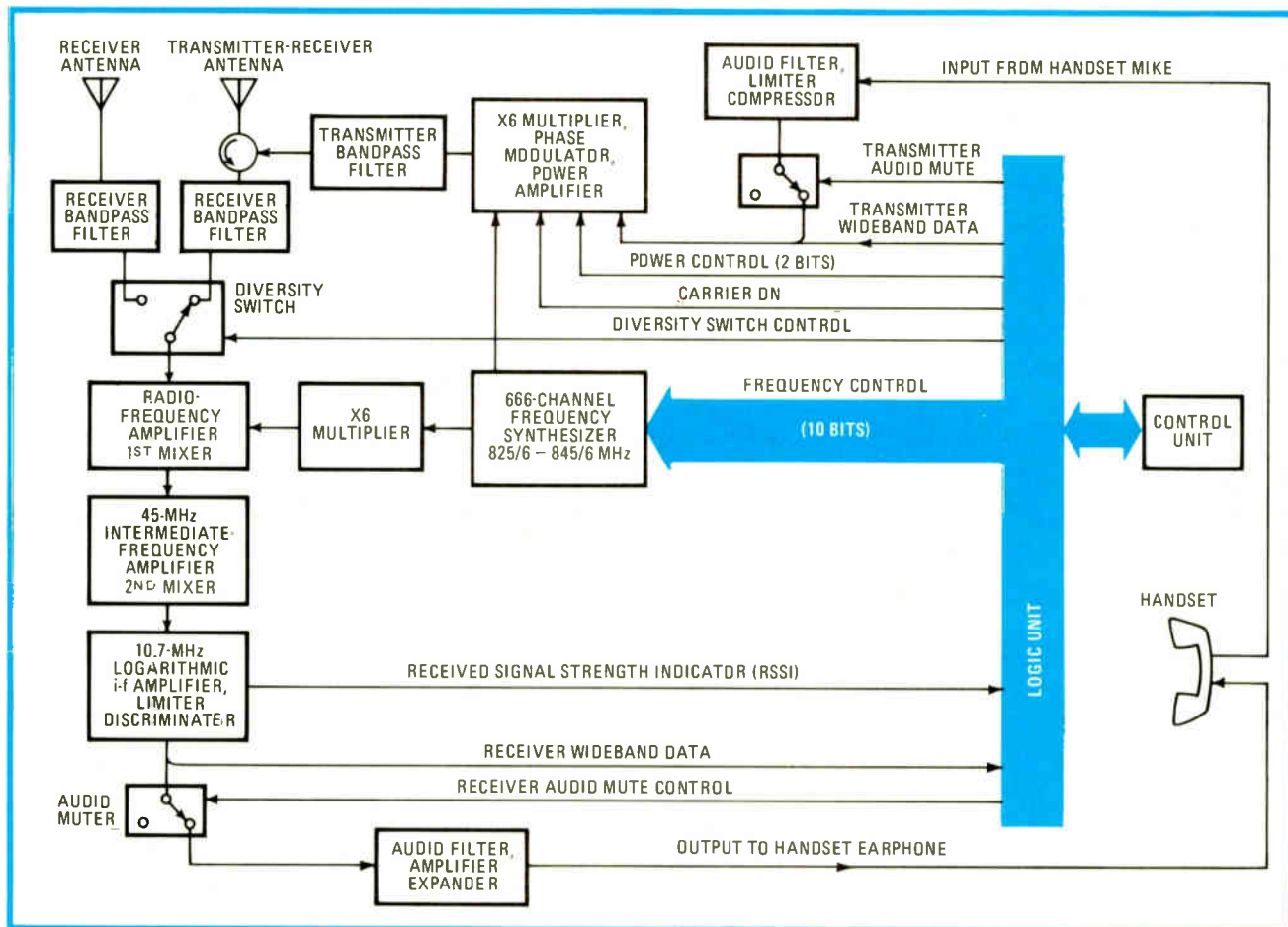
The reverse blank-and-burst message format consists of 101 bits of bit sync, 11 bits of word sync, and 48 bits of message data, of which 36 are information bits and 12 are error-detecting and -correcting bits. This grouping is repeated five times.

The subscriber's mobile-telephone equipment consists of three basic elements: a control unit, a transceiver, and a logic unit. The control unit is the subscriber's primary contact with the AMPS system and is mounted in the car's passenger compartment. It serves as the required physical interface between the customer and the telephone network, by means of a handset for conversation, a push-button keypad for entering commands into the telephone network, and signal lamps and/or acoustic tones for alerting the customer.

#### **Making the call**

When the subscriber presses a numbered push button on the control unit (Fig. 5) during dialing, the decimal digit is converted to a 4-bit binary number stored in a 64-bit recirculating shift register in the handset. Then the "dialed" digits, circulating through the shift register, drive a time-multiplexed, seven-segment, seven-digit fluorescent display. When the user presses the send key to originate a call, the logic unit reads the recirculating shift register serially and stores the digits in the micro-processor's RAM.

The transceiver unit (Fig. 6) is generally mounted in



**6. Synthesizer.** The key to mobile-telephone transceiver operation in the AMPS system is the use of a frequency synthesizer to generate any of 666 stable radio-frequency carriers on digital command of the logic unit. Thus the probability of getting a clear channel is very high.

the car's trunk. Basically, it is a solid-state fm full-duplex, 850-MHz radio. It operates over 666 channels over the 825-to-845-MHz transmission band and the 870-to-890-MHz reception band, with 45-MHz duplex-channel spacing. The transmitter provides 12 watts of output power at the antenna port, sending either phase-modulated audio signals or frequency-modulated data. The receiver amplifies and demodulates selected signals from the diversity antennas and supplies the voice output to the control unit and the data output to the logic unit for decoding.

On command from the cell site, the AMPS transceiver must generate any one of 666 stable radio-frequency channels. To do so requires a frequency synthesizer, which generates the carriers as commanded by the logic unit. Each carrier is located in the 140-MHz region. (They are later multiplied by six to operate in the 850-MHz region). A portion of the synthesizer power output is phase-modulated with the audio signal from the telephone handset or frequency-modulated with wideband data from the logic unit. As noted, it is then multiplied in frequency six times and amplified in power to 12 w by a transistorized modulator-multiplier-amplifier chain. After being filtered for harmonic and spurious signals by a seven-stage 825-to-845-MHz transmission bandpass filter, the signal is sent by way of a vertically polarized antenna.

The logic unit functions as a master control for the mobile telephone. It also encodes and decodes the wideband digital information transmitted between the cell site and the mobile unit. The digital section of the logic performs all necessary operations required to actually process a call. A stored-program controller based on a 8-bit microprocessor is used because of the complexity of these operations.

### Controller

The microprocessor is an Intel 8080. This is an 8-bit parallel central processing unit driven by a 2-MHz, two-phase clock. It has a 16-bit address bus (only 13 bits used) and an 8-bit bidirectional data bus, which it uses on a time-shared basis to communicate with memories and input/output circuits. The microprocessor also periodically provides an 8-bit status word employed by the CPU to develop signals for all the peripheral circuits.

The CPU has an interrupt control line that is held at logic 0 for normal program flow. A peripheral device may at any time request service from the CPU by simply applying a logic 1 on this line.

The total memory is contained within a 4-kilobyte programmable ROM (four 1-kilobyte ultraviolet-light-erasable Intel 2708s) for main program storage and a 256-byte RAM (two 256-by-4-bit Intel 5101s) for temporary storage. □



If that isn't enough to wake you up, this is: \$945.\*

That's right, well under a thousand dollars for the most versatile test instrument we make. Model 148 contains two complete generators: a main function generator and a modulation generator.

The main generator outputs 200 $\mu$ Hz to 20 MHz with up to 30 volts peak-to-peak. You can modulate the amplitude from zero

through 100%. Modulate or sweep the frequency through three decades. Modulate phase plus or minus 50 degrees.

The main generator output can also be internally or externally triggered and gated, or varied in symmetry for pulses and ramps.

And here's another eye-opener—an "overload" alarm lights when your output is being distorted.

Check us out against the


competition. You'll see that, once again, we've caught the other guys napping.

For information, circle our reader service number or contact us direct.

Wavetek, P.O. Box 651,  
San Diego, CA 92112. Phone (714)  
279-2200 TWX 910-335-2007.

# WAVETEK<sup>®</sup>

\*U.S. Price



# Wavetek gives you 20MHz in the AM, the PM, and the FM.

Circle #164 for demonstration


Circle #165 for literature

# Look to Varo for the most rectifiers for your power




### 1 AMP DUAL IN-LINE BRIDGES.

VM Series: Glass passivated diodes from 25 to 1000 V; 1 A forward current.



### 1 AMP FULL-WAVE EPOXY BRIDGE RECTIFIERS.

VE Series: 25 to 1000 V; 1 A forward current; controlled avalanche or fast recovery.



### 2, 6 & 10 AMP FULL-WAVE EPOXY BRIDGE RECTIFIERS.

VS Series: 50 to 1000 V; controlled or non-controlled avalanche, fast recovery.



### 3 AMP EPOXY RECTIFIERS WITH 100 AMP SURGE.

V Series: 50 to 1000 V; controlled or non-controlled avalanche; fast recovery types @ 200 ns; 200 A surge available.



### 1 TO 5 AMP SCHOTTKY BARRIER RECTIFIERS.

VSK Series: 20, 30, 40 V with low  $V_F$ ; extremely fast recovery.



### 15 AMP SCHOTTKY BARRIER RECTIFIERS.

VSK Series: 20, 30, 40 V; .6 drop @ 15 A; .5 V @ 8 A.



### HIGH VOLTAGE DIFFUSED SILICON RECTIFIERS.

VA, VB, VF & VG Series: 1000 to 40,000 V; 5 mA to 200 mA; standard and fast recovery; low leakage.



### HIGH VOLTAGE POWER RECTIFIERS.


VC, VCX Series: 2 to 8 kV; 1 to 2 A forward current; standard and fast recovery.




### HIGH VOLTAGE RECTIFIERS FOR X-RAY DEVICES.

H Series: Up to 180 kV; 220 mA (in oil).


# comprehensive line of supply requirements.



**10 & 25 AMP FULL-WAVE INTEGRATED BRIDGE RECTIFIERS.**  
IN Series: 200 to 800 V; controlled avalanche; circuit to case insulation; press fit or single stud mounting.




**1 AMP FAST RECOVERY DIODES.**  
V Series: 50 to 600 V; 100 ns recovery time.



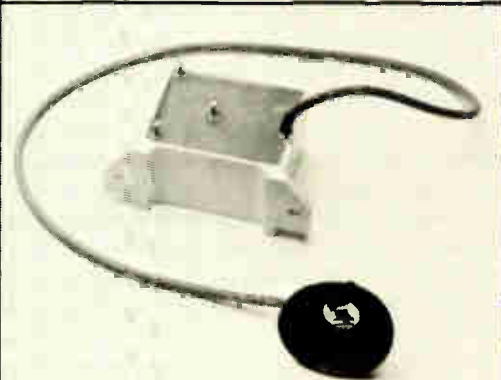
**30 AMP SCHOTTKY BARRIER RECTIFIERS.** VSK Series: TO-3 package, center tapped; 20, 30, 40 V; fast recovery; .64 V drop @ 15 A.



**40 AMP SCHOTTKY BARRIER RECTIFIERS.** VSK Series: TO-5 package; 20, 30, 40 V; fast recovery; less than 1 V drop @ 120 A.



**HIGH VOLTAGE POWER RECTIFIERS.**  
H Series: Controlled avalanche junctions up to 150 kV; 2 A (in oil); center tapped types up to 300 kV.



**HIGH VOLTAGE MULTIPLIERS.**  
MH Series: 15 kV to 40 kV; doubler, tripler and quadrupler configurations.

In the concept stage? Design stage? Full production? Look to VARO for the solution to your specific rectifier requirements. And count on reliability and economy as part of the answer. Standard devices are stocked for fast delivery; specially modified or custom designed/manufactured devices can be shipped in minimum time.

For application information, specifications or a sample device, call: (214) 271-8511 VARO Semiconductor, Inc., Box 40676 Garland, Texas 75040.



**The world's leading rectifier company.**

Customer Service  
Varo Semiconductor, Inc.  
Box 40676, Garland, Texas 75040  
Please send me:  
 application/specifications on: \_\_\_\_\_

sample device: \_\_\_\_\_  
My application is: \_\_\_\_\_

NAME \_\_\_\_\_

COMPANY \_\_\_\_\_

ADDRESS \_\_\_\_\_

CITY \_\_\_\_\_

STATE \_\_\_\_\_ ZIP \_\_\_\_\_

PHONE \_\_\_\_\_

Circle 167 on reader service card



## Phase-locked loop aids in measuring capacitance

by Ronald E. Pyle  
Tracor Inc., Austin, Texas

In this circuit, a phase-locked loop (PLL) aids in measuring an unknown capacitance to within 1% of its true value, over the range of approximately 10 picofarads to 1 microfarad.

As the figure shows, the unknown capacitance,  $C_x$ , is part of low-pass filter  $R_T C_x$ . The filter's output serves as one input to the PLL's phase comparator, the other input being derived from the loop's voltage-controlled oscillator (VCO). Circuit operation is based on the principle that the phase lag at the filter's output is  $45^\circ$  at  $f_o$ , the filter's center frequency. The PLL thus acts to generate a frequency having a  $45^\circ$  lag on the other port of its phase comparator, locking the loop. The output frequency of the oscillator at locking represents an index of the capacitance measured.

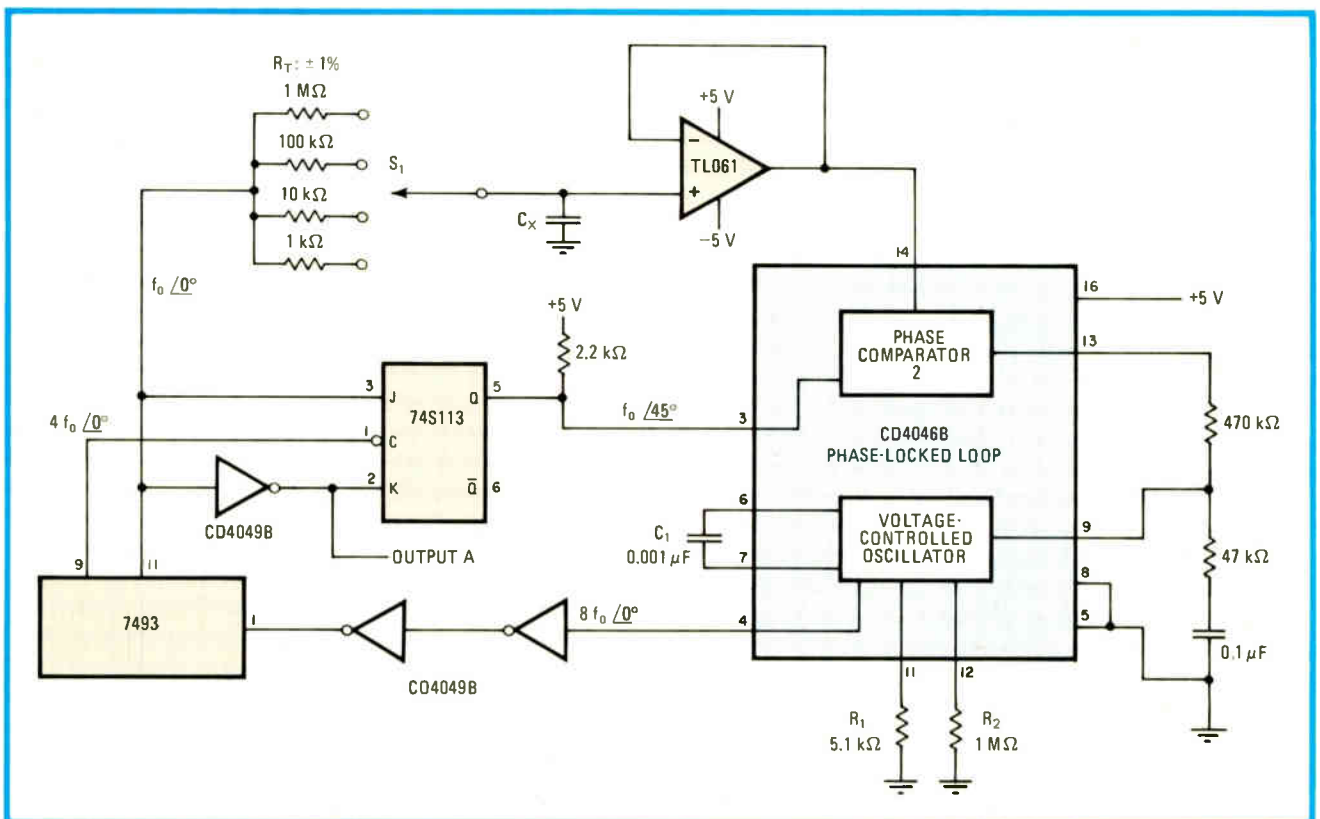
The output frequency of the VCO in the CD4046B PLL

passes through a buffer and is divided by 2 and 8 by the 7493 4-bit counter. These signals are next routed to the 74S113 J-K flip-flop, which generates a wave shifted  $45^\circ$  with respect to the input signal on the J port.

The flip-flop's output is then compared with the filter's output signal at phase comparator 2 of the 4046B. This comparator is an edge-controlled network that indicates  $0^\circ$  phase difference between the input test signal and the VCO-derived signal, when locking is achieved. The 4046's locking and capture range is approximately two decades, which is what makes it possible to measure the wide range of capacitances mentioned above. Suitable selection of  $R_1$  and  $C_1$  extends the measurement range still further.

A frequency counter measures the output of the circuit in the locked condition as  $f_o = 1/2\pi R_T C_x$ . From this the unknown capacitance can readily be determined. Look-up capacitance tables plotted as a function of  $f_o$  and  $R_T$  can be readily constructed for rapid checking. Alternatively, extra hardware may be added to convert the frequency into a capacitance value directly, thus forming a self-contained digital capacitance meter. □

Engineer's notebook is a regular feature in *Electronics*. We invite readers to submit original design shortcuts, calculation aids, measurement and test techniques, and other ideas for saving engineering time or cost. We'll pay \$50 for each item published.



**Filtering an answer.** A phase-locked loop finds the center frequency,  $f_o$ , of low-pass filter  $R_T C_x$ , thus enabling determination of test capacitance  $C_x$ , from  $f_o = \pi R_T C_x$ . The VCO derives an output whose phase lag matches that of the lag at the filter output at the PLL's comparator, so that locked state is achieved. The VCO output,  $f_o$ , thus represents an index of the capacitance measured.

# LED dot/bar driver simplifies solid-state scope

by Forrest M. Mims III  
San Marcos, Texas

The design of this solid-state scope is simplified by use of a one-chip driver to address the rows of the light-emitting-diode matrix comprising the scope's display. The circuit is a viable alternative to a scope that has previously been described.<sup>1</sup>

The unit will handle input signals in the audio-frequency range. Signals to be displayed are applied to pin 5 of the National LM3914 dot/bar driver and resolved to one of ten active-low output levels. Note that  $R_3$  provides a programmable current control for all LEDs in the display. Thus, current-limiting resistors are not required at each output port of the driver. Pin 7 is connected to an internal 1.2-V reference so, as a result, current through  $R_3$  is approximately equal to one tenth the LED current; thus, with  $R_3 = 1.2$  kilohms, the LED

current becomes equal to 10 milliamperes.

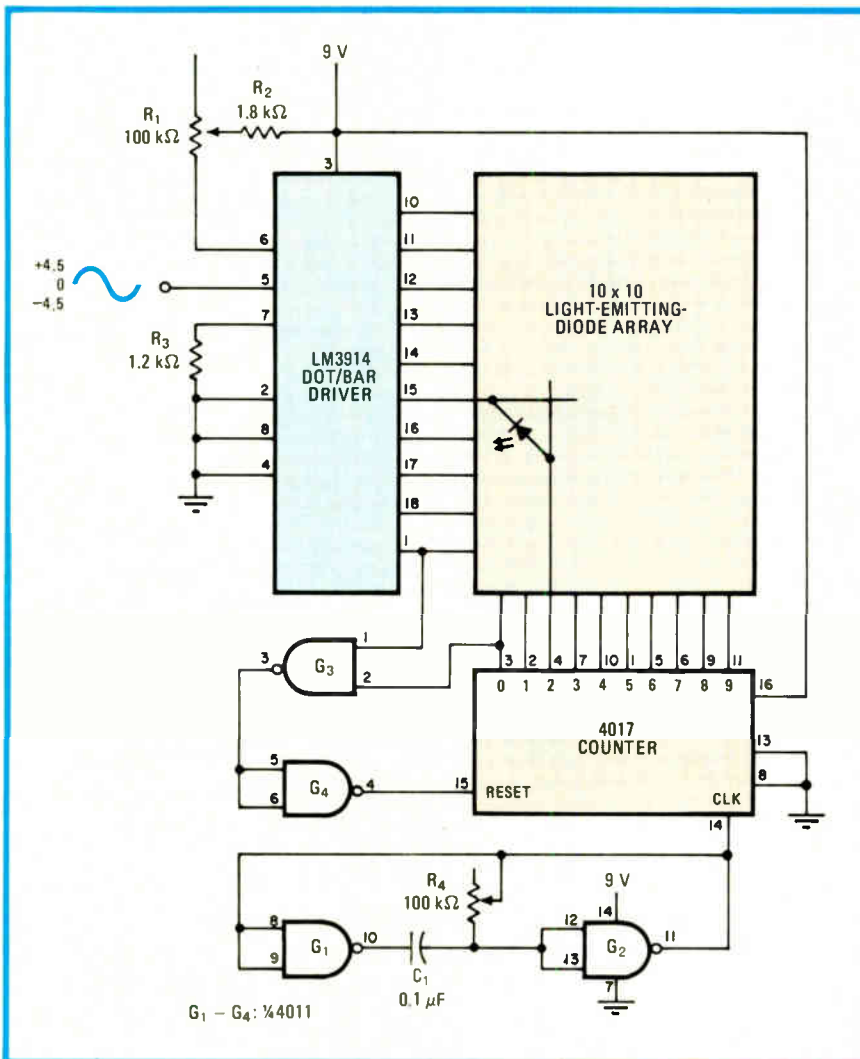
The 4017 Johnson counter and accompanying gates comprise the scope's horizontal-sweep circuit. The sweep oscillator driving the counter is made from half a 4011 quad-NAND gate,  $G_1$  and  $G_2$ , its frequency controlled by resistor-capacitor combination  $C_1$ - $R_4$ . In this way, the instantaneous input voltage is resolved to 1 LED in 100.  $G_3$  and  $G_4$  provide automatic triggering of the sweep.

As for the LED display itself, bar arrays that contain 10 diodes each are easier to use and provide a more uniform display than discrete diodes, and are therefore recommended. Another option is to employ miniature matrix arrays of five by seven dots. At least one firm, IEE Inc. (7740 Lemona Ave., Van Nuys, Calif. 91405), offers such displays that can be mounted adjacent to each other without a gap in the LED columns.


Both the vertical and horizontal driving sections of the basic scope can be readily expanded. For instance, five cascaded counters and five cascaded dot/bar chips can drive a 50-by-50-diode matrix, forming a scope with a display resolution of 1 LED in 2,500. □

### References

1. Vernon Boyd, "LED bar-segment array forms low-cost scope display," *Electronics*, Nov. 24, 1977, p. 128.



**Drive center.** One-chip dot/bar driver reduces complexity of vertical scanning portion of scope having light-emitting diode display. Horizontal scanning portion uses  $G_1$  and  $G_2$  for clock, wired as astable multivibrator, and 4017 counter. Display resolution is 1 LED in 100.



# WHEN HEWLETT-PACKARD WANTED TO PROTECT THEIR MEMORIES, THEY REMEMBERED US.

When a computer loses power, its volatile memory goes blank. Plain, simple, and costly.

It doesn't have to happen.

Because Gates Energy cells and batteries provide dependable standby power. They furnish the energy when the local power company can't.

That's why more and more major computer manufacturers are making Gates an integral part of their products.

Our energy cells have outstanding capability for float



charging. So, they're always at peak power for emergency situations.

And, for portable instrumentation, Gates Energy cells offer safe, reliable sealed lead-acid construction and extended discharge service.

Learn more about Gates Energy. Send for our comprehensive information packet full of design data, spec sheets and application notes. Circle our Reader

Service Number, or write us directly.

Gates Energy Products, Inc., 1050 South Broadway, Denver, CO 80217. Phone (303) 744-4806.

## GATES ENERGY

"NEED DESIGN ASSISTANCE. HAVE ENGINEER CALL" CIRCLE 170 "SEND LITERATURE." CIRCLE 171

World Radio History



# Hardware breakpoints aid 8080 program debugging

by Guy Sundman  
Espoo, Finland

If the instructions that place breakpoints in a program are generated by hardware instead of software, the user finds it easier to debug the program, regardless of the architecture or memory type used in a microprocessor-based system. Shown here is a method to enable the required program interrupts for an 8080 microprocessor, using a modest low-power interface.

In the comparator and register logic (a), the desired breakpoint that is represented on lines D<sub>0</sub>-D<sub>7</sub> is saved by placing an arbitrarily selected key logic word on lines A<sub>2</sub>-A<sub>7</sub> of the 8080's 16-bit address bus and then generating two output instructions. In this particular instance, D<sub>0</sub>-D<sub>7</sub> is latched by U<sub>5</sub>-U<sub>8</sub> when logic word 111111 is placed on the bus.

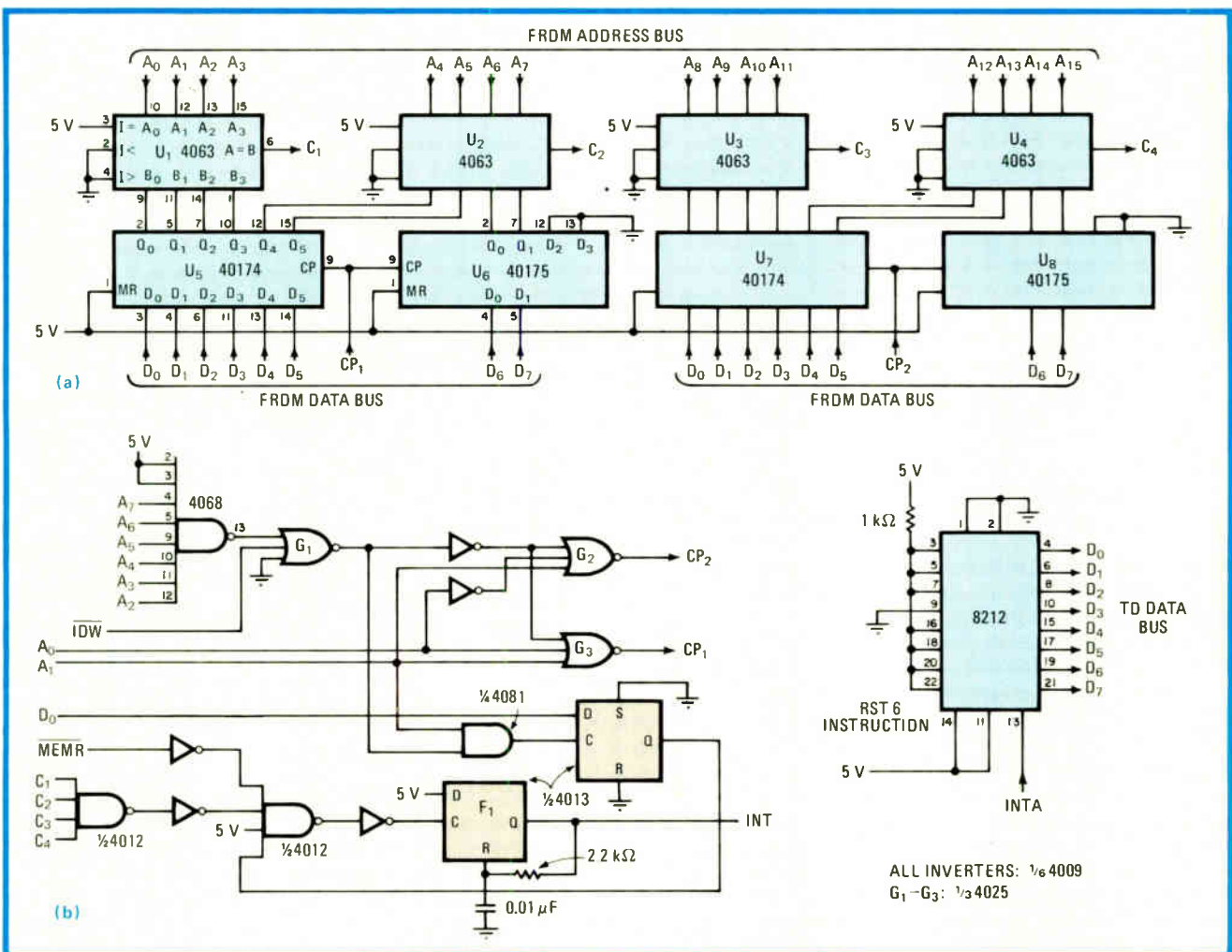
Because the 8080 interfaces to an 8-bit data bus, the

saved breakpoint must be entered in two steps. When lines A<sub>0</sub> and A<sub>1</sub> are both made equal to logic 0 and the first output instruction is executed, CP<sub>1</sub> in the decoding and interrupt-generation logic (b) moves low, so that U<sub>5</sub> and U<sub>6</sub> stores the lower part of the breakpoint. D<sub>0</sub>-D<sub>7</sub> are then set to the upper half of the breakpoint address and the key logic word is again generated, with A<sub>0</sub> and A<sub>1</sub> made equal to 1 and 0, respectively. This action causes CP<sub>2</sub> to move low, and U<sub>7</sub>-U<sub>8</sub> latches the upper half of the breakpoint.

During program execution, lines C<sub>1</sub>-C<sub>4</sub> of U<sub>1</sub>-U<sub>4</sub> move high when the program counter (lines A<sub>0</sub>-A<sub>15</sub>) reaches the breakpoint. If the breakpoint has previously been enabled (an output instruction at A<sub>7</sub>-A<sub>0</sub> of 111111X with D<sub>0</sub> = 1), and a memory-read (MEMR) operation performed, flip-flop F<sub>1</sub> generates an interrupt, INT, to the microprocessor.

Assuming the interrupts are enabled, the microprocessor will generate the INTA signal to the 8212 8-bit I/O device. A hard-wired instruction (in this case, RST 6) is then placed onto the data lines D<sub>0</sub>-D<sub>7</sub>.

Program execution will thus resume from location 60. This location may represent the first instruction of a program jump to the debugging or utility routine. □



**Picking points.** C-MOS interface (a) enables hardware entry of any desired breakpoint. When microprocessor's address counter reaches breakpoint, program interrupt is generated by decoding logic (b), in turn permitting a jump to debugging routines.

# TemPak™ - A NEW TO TEMPERATURE ACCURACY AND FLEXIBILITY THROUGH



TemPak—the first true system concept in digital thermometry. It's Fluke's low-price, off-the-shelf answer to most R&D, industrial production and lab temperature measurement needs.

Including RTD and thermocouple thermometers, the system has options for limits, min/max memory, delta readings and analog/digital outputs. Plus accessory modules for multiple points and alarms, for thermocouple thermometer calibration, and a rechargeable battery pack. Wrapped up in simple and rugged packages that let you build your own cost-effective system.

### **TemPak starts with your choice: RTD or Thermocouple Thermometers**

At the heart of TemPak are two stand-alone precision digital thermometers—with microprocessor power for near perfect linearization, memory and access to new functions.

**The RTD model (2180A)** accepts six common RTD types (without plug-in cards) and reads out to 0.01° over the most-used part of the range. With an exclusive 0 to 1000 ohm adjustable range for checking and calibrating RTDs.

**The Thermocouple model (2190A)** comes standard as a multitype instrument offering the choice of either JKTCR or JKERS thermocouples. Linearization is so precise that conformity to NBS curves is better than 0.1° F.

Both models have pushbutton selection of °C/°F, and,

in the Fluke tradition, are the most accurate and stable instruments available.

### **Exclusive options**

The "006" option simply plugs in the front panel of both thermometer models, providing thumbwheels for one limit setting, memory for recording high and low readings, plus a delta reading mode so you can observe only variations around one temperature setpoint. All three functions work together if you need them, to save time and money.

The "002" option provides both an analog output for recording and a digital output in three formats—RS232, parallel ASCII, and current loop.

### **Accessory modules for custom system needs**


Add more inputs to your 2180A or 2190A thermometer with either the Y2000 **RTD Multi-Point Selector** or Y2001 **Thermocouple Multi-Point Selector**. Both give you 10 inputs of two different types. For more than 10, simply add additional modules.

For more than one limit, the Y2002 **Alarms Output** has four independent comparators for limits setting and control, with indicators and relays (latching or non-latching) for each.

Buy the economical Y2009 **Rechargeable Battery Pack** and make remote or on-site temperature measure-

# SYSTEM APPROACH MEASUREMENT.

## UP-CONTROL AND MODULAR PACKAGING.



### Tempak system compatibility and prices



(All U.S. prices.)

ments, free from power line noise.

If you already have thermocouple thermometers at work in your facility, you'll find the Y2003 **Thermocouple Thermometer Calibrator** to be a very useful module. This wide-range, high-resolution module works with the 2190A to calibrate analog or digital thermometers that use any one of seven different thermocouple types. And, it includes rechargeable batteries for portability.

You can even precisely calibrate and check linearity of your chart recording thermometer. Save both time and money by doing your own calibration, and enjoy a higher level of confidence and reliability in your existing processes and systems. The only accurate and portable thermometer calibrator available. Exclusive from Fluke.

Mix and match, stack and latch. All rack and panel adaptable. Plus, all 2180A and 2190A accessories "daisy chain" together through a common accessory bus for quick and clean electrical add-on capability.

For literature or an applications specialist's visit, CALL (800) 426-0361\*, TOLL FREE. Or, write: John Fluke Mfg. Co., Inc., P.O. Box 43210, Mountlake Terrace, WA 98043. In Europe, contact: Fluke (Nederland) B.V., P.O. Box 5053, Tilburg, The Netherlands. Tel.: (013) 673973. Telex: 52237.

\*Alaska, Hawaii, Washington residents  
— please call (206) 774-2481.

**FLUKE**<sup>®</sup>

For Technical Data Circle #194 on Reader Service Card  
For Demonstration Circle #173 on Reader Service Card



# Up-front backup.

Now Bussmann brings products and technical backup right to your front door.

If you've been going to an electronics distributor for Bussmann products, here's great news.

The Bussmann representative who brings new product information and application help to your distributor will now do the same for you.

He is likely to be the same sales representative who's kept you stocked with a variety of other electronics products. But now that he'll be bringing you Bussmann too, you

stand to gain a lot more than just single-source convenience.

For one thing, you'll get dependable technical help whenever you need it. As an experienced electronics professional, your Bussmann representative is a prime source of application advice. And he has the full backup of Bussmann in-plant application specialists.

Your Bussmann representative will also give you faster, more direct access to Bussmann products. Product literature. Tech-

nical bulletins. And more.

Working with your distributor, your Bussmann representative puts our total capability at your disposal. This new service team is just one more way we've strengthened and reaffirmed our commitment to you.

After all, when you specify the best electrical protection devices money can buy, you expect equally good service.

And now Bussmann gives you both.

Bussmann Manufacturing Division  
McGraw-Edison Company  
P.O. Box 14460  
St. Louis, Missouri 63178

**McGRAW-EDISON**

**Bussmann.  
The Protection  
Experts.**





## NCC program studies impact on society

National Computer Conference also features miniconferences on banking, insurance, health

by Howard Wolff, *Assistant Managing Editor*

□ Both June and the National Computer Conference will soon be bustin' out all over New York as the show returns to the Big Apple for the first time since 1976. Prepared to take a hard look at social and economic as well as technological facets of the art of computing, NCC '79 will hold its technical sessions at two hotels—the Sheraton Centre and the New York Hilton—and most of its exhibits at the New York Coliseum, June 4-7.

The invitation from show chairman Merlin G. Smith describes the NCC as not to be missed. "The program will highlight recent developments in computer science and technology and will provide individuals with a better understanding of the entire industry, including a greater consciousness of the social implications of the expanding use of computers," he says. Smith is a member of the research staff in the computer sciences department at International Business Machines Corp.'s Thomas J. Watson Research Center in Yorktown Heights, N. Y.

But the conference will not be anchored at that level. For the third year in a row, the people at Afips—the American Federation of Information Processing Societies, which organizes the NCC—are orchestrating their immensely popular Personal Computing Festival. To be held concurrently with the NCC, the festival will consist

**New this year.** Among systems introduced by IBM since the 1978

edition of the National Computer Conference is this 3033 Attached Processor Complex. It is aimed at large data networks, high-volume jobs, and expanded business or scientific applications.

of some two dozen sessions exploring two major questions about personal computing: what do you do with it, and is it worth it? The sessions will cover a wide range of subjects, among them personal robotics, speech synthesis and recognition, computer crime, and computer ethics.

Under the banner of special events will be a first for the NCC: an exhibition of postage stamps about computers. Also featured will be a science film theater, contests, and application demonstrations in personal computing. One of the more interesting non-technical highlights will be Pioneer Day, this year commemorating the development 20 years ago of Cobol (Common Oriented Business Language), the most widely used language.

However, the brightest light in the conference's array is still the 120-plus technical sessions covering nine broad areas. In keeping with the theme of social awareness, there will be examinations of subjects such as government regulation, security restrictions on international trade in data processing, computing in developing countries, software patents and taxation proposals, and legal risks. There will also be discussions about the role of computers in specific industries: banking, insurance, and hospitals and health care.

For the strollers and literature collectors, the days of









spot by virtue of multiplicity as well as importance. The reason is that, as computers become more powerful and more used, more data is being sorted, changed, and pushed through the machines. This leaves the entire industry searching for means of managing the growing mountains of information. At the same time, processors are becoming less expensive, so computers can devote some of their power to more sophisticated schemes for organizing and processing files and for establishing relationships between files and the records in each.

Perhaps the best place to start exploring the whys and wherefores of data-base management is a paper-cum-panel session called "Data-Base Machines." Chairman T. H. Bonn of the Sperry Research Center in Sudbury, Mass., will sum up user and manufacturer issues follow-

ing a paper on each of the two approaches to such machines: associative processors and back-end processors using the standard Codasyl model. A quartet of panelists will then debate the two.

A second session, led by Shem Navathe of New York University, is called "Data-Base Design." Speakers will discuss the design and building of data bases in business, industry, and government, emphasizing the decisions, issues, and strategies involved. The third data-base session, led by P. Bruce Berra of Syracuse University (N. Y.), will deal with "Relational Data-Base Systems," and the fourth, headed by Dennis McLeod of the Society for Computer Simulation in La Jolla, Calif., will cover "Data-Base Evolution."

To examine some of the problems encountered in


8:30-10:00 WEDNESDAY a.m. 10:15-11:45		2:30-4:00 WEDNESDAY p.m. 4:15-5:45		8:30-10:00 THURSDAY a.m. 10:15-11:45		2:30-4:00 THURSDAY p.m. 4:15-5:45	
Conducting the trial: evidence in computer crime and fraud cases	No patents for software? If so, what now?	Software tax: an idea whose time has come ...or gone?	Legal risks: technical decisions, computer experts and business sense	Information privacy: public policy and recordkeepers' responsibilities	The international privacy debate: laws, licenses and limitations	Data processing and the provision of legal services in the private law office	Data processing and litigation support
Issues and policy concerns in health computing - Part I	Issues and policy concerns in health computing - Part II	Data center issues - Part I	Data center issues - Part II	Implementation factors in hospital information systems		Computer-based consultation and ambulatory patient care - how should it be implemented? who should control it?	
Quantitative measures of the quality of programs and systems		Case studies of software development techniques		Communications technologies: their impact on computing			
Employing hand-capped computer professionals	The impact of new a-d LSI technology on systems	High-end micro-processor architecture	Data-base design	Performance modeling and evaluation of data-base management systems	Data dictionary systems	Associative processors - why are they needed? what can we expect in the future?	Associative languages
Fault-tolerant and maintainable systems	Testing and fault tolerance in digital systems	Advanced industrial robotics	Advances in computer graphics	New directions in distributive architectures		High-level language and direct execution machines	Documentation: the first interface
Improving the performance of the data-processing professional	How to sell new technology to management	Computers for the Chief Executive Officer	Data processing's "Proposition 13" - a look at the state software and related taxation issue	The expanding world of service	People power: the key to effective management of data-processing projects	Time management for the DP professional	Finding value in used computers
Data-base models	Data-base applications	Cobol - its origin	Cobol retrospective	Computer chess - the next decade	Computer technology and the movie industry		User microprogramming of minicomputers
Design issues for word-processing systems	Computer-based systems in complex organizations	Special computer applications	Computer graphics in the building industries	What can pattern recognition and image processing do for society?	Computation problems in pattern recognition and image processing		Error-correcting codes: application to memory systems
Simulation for predicting computer system performance	Languages for computer system simulation	Simulation results		Computing in developing countries	Making business models easy to use	Applications of computers in criminal justice systems	
Model-based management support for distributed data processing	Experiences in local area networking	Appropriate level of network security	Technological issues in supporting network access to data	Network performance modeling	AUTDDIN II - data-communication system	The military message experiment	Current topics in information retrieval
Advances in secure operating systems technology in the Dept. of Defense - Part I	Advances in secure operating systems technology in the Dept. of Defense - Part II	Risk assessment techniques	Sexual barriers in business and how to overcome them	Computer fraud	Microcomputers in technical professional development	Management of computer centers by contract	Personal career planning for the information systems professional
Computers and society research and education	Data bases in the humanities and social sciences	Women in computer management: where do we go from here?	More for less with computers in local government - a challenge to users and the industry			Computerized control systems for automated production facilities	








# Only from CPT



**Raster-scan graphics  
as pretty as  
this picture.**

But it's not just another pretty OEM data display module. Consider:

- generates 1,024 X 768 pixel raster
- 105 megahertz band-width
- mono-chromatic
- non-interlaced raster scan



FOR MORE INFORMATION  
OR A DEMONSTRATION WRITE:



OEM SALES MANAGER  
1001 SECOND STREET SOUTH  
HOPKINS, MINNESOTA 55434  
OR PHONE: (612) 935-0381

## **WORD'S GETTING AROUND...FAST!**

Circle 180 on reader service card

World Radio History

## **Hole-and-fiber technique builds low-cost optical link**

An interim, low-cost way of building a limited-bandwidth, optical-fiber link is to make a hole in a standard epoxy-encapsulated light-emitting diode, then cement a single fiber in place near the LED's chip with cyanoacrylate adhesive, says Forrest Mims III of San Marcos, Texas. While this method seems crude, none of six RL-50 LEDs so modified was damaged by the procedure, notes Mims, and **sufficient power was transferred to support a half-duplex voice channel over a 200-meter length of ITT T-323 fiber** when the LED was forward-biased at 20 mA.

Mims makes the hole with a blunt sewing needle that has been heated in a flame. With the diode's leads held fast in a small clamp or vise, the hot needle is guided through the epoxy to the surface of the chip. A bright pinpoint of light can be observed by peering into the hole if it is properly formed. A fiber with a cleaved end is then dipped in the adhesive (trade name Cyanolit, from Denis Leader Ltd.) and inserted into the hole.

## **Positive supply sinks current**

Sometimes a positive supply is called upon to sink current rather than source it, and this is especially true if the supply is used as a reference. Al Kovalick of Hewlett-Packard Co., Palo Alto, Calif., noting the ease with which the pin-to-pin voltage requirements of a three-terminal regulator can be met, says that **two of them—one positive-voltage and one negative-voltage device—can be simply combined to accomplish the task.**

Kovalick's +5-v supply uses the LM7810 10-v regulator and the LM320K -5-v regulator. Grounding the input-voltage port (pin 3) of the LM320K, he drives the normally grounded pin 1 of the device with the stable output of the 10-v regulator. Thus the voltage at the output (pin 2) of the -5-v regulator becomes +5 v. When the free end of the output load resistor is connected to a voltage greater than 5 (12, typically, or that needed to drive the 10-v regulator), the circuit will sink current.

## **NBS calibrates ac devices down to 0.1 Hz**

The National Bureau of Standards now provides calibration services for instruments measuring low frequencies over the 0.1-to-10-Hz range. The low-frequency limit of the calibration system is **about 20 times below that of existing thermal voltage-converter systems**, according to physicist Howard K. Schoenwetter. For further technical information, contact him at the Center for Electronics and Electrosystems, NBS, Washington, D. C. 20234, or call (301) 921-2727.

## **Seminar at Stanford for computer-aided IC design**

Stanford, Calif., is the setting for a one-day program on July 9 that discusses process and device modeling for integrated-circuit technologies. Entitled "Computer Aids for IC Technology and Device Design," the program will emphasize **new aspects appropriate to the design of very large-scale integration**, such as thin oxides, laser and electron-beam annealing, oxidation-enhanced diffusion, bulk defect generation, and interface charge and annealing. The seminar is sponsored by the College of Engineering of the University of California, in cooperation with the electrical engineering department of Stanford University.

The program cost is \$125 and advance enrollment is required. For further information, write Continuing Education in Engineering, University Extension, University of California, 2223 Fulton Street, Berkeley, Calif. 94720, or telephone (415) 642-4151.

**-Vincent Biancomano**





# An introductory Electronics



**HANDBOOK OF OPERATIONAL AMPLIFIER CIRCUIT DESIGN.** By D. F. Stout. Edited by M. Kaufman. 434 pp., 223 illus. Compact, concise, highly concentrated, and containing a storehouse of information, this one-stop volume will help you solve any op amp circuit problem!  
617/97X Pub. Pr., \$29.65 Club Pr., \$17.50

**MICROELECTRONICS Digital and Analog Circuits and Systems** By J. Millman. 881 pp., 700 illus. This giant book takes you step by step from a qualitative knowledge of a semi-conductor, to an understanding of the operation of devices, and finally, to an appreciation of how these are combined to form micro-electronic chips.  
423/27X Pub. Pr., \$24.50 Club Pr., \$19.50

**IC SCHEMATIC SOURCEMASTER.** By K. W. Sessions. 557 pp., 1,500 schematics. All 1,500 circuits here—from the simplest to the most complex—are based on currently manufactured, inexpensively acquired ICs. Many are the equivalent of even more complex circuits containing up to several thousands of individual transistors if built with discrete components.  
784/922 Pub. Pr., \$26.95 Club Pr., \$19.95

**LOGIC DESIGNER'S MANUAL.** By J. D. Lenk. 502 pp., 424 illus. Here's a special manual to show you how to take off-the-shelf logic circuits and interconnect them to form any logic system you want. Packed with techniques to create superior designs at less cost and with fewer components, this huge manual covers it all—from how to design networks to applying every type of logic device!  
784/671 Pub. Pr., \$18.95 Club Pr., \$15.75

**ELECTRONICS ENGINEER'S HANDBOOK.** Editor-in-Chief, D. G. Fink. 2,104 pp., 2,026 illus. Huge in every sense, this instant-reference volume gives you every latest essential in the field, 2,100 formulas and equations, a 2,500-item bibliography, and every illustration you need to clarify all of modern electronics!  
209/804 Pub. Pr., \$49.50 Club Pr., \$35.00

**ELECTRONIC GAMES Design, Programming & Troubleshooting.** By Walter H. Buchsbaum and Robert Mauro. 335 pp., 338 illus. The first book to describe the new circuits, designs, and programs so that electronically minded readers will have the latest data and techniques they need in the specialized fields within electronics that make up an electronic game.  
087/210 Pub. Pr., \$17.50 Club Pr., \$14.00

**STANDARD HANDBOOK OF ENGINEERING CALCULATIONS.** By T.G. Hicks. Editor-in Chief. 1,200 pp., 428 illus. Tells you *what* to do, *when* to do it, and *how* to do it—giving step-by-step solutions to the design and application problems that engineers encounter daily. Containing some 1,000 calculation procedures accompanied by worked-out numerical examples, it also features 4,000 related calculation procedures.  
287/341 Pub. Pr., \$27.50 Club Pr., \$19.95

**ELECTRONICS DESIGNERS' HANDBOOK.** Edited by L. J. Giacoletto. 2nd Ed. 2,344 pp., 1,686 illus. Now doubled in size and with 90% of its material new, this famous classic (first edition by Landee, Davis, Albrecht) has been thoroughly revised and updated to give you not only the *how* and the *why* of all your design work but also the *how much* of every design step you take!  
231/494 Pub. Pr., \$52.50 \* Club Pr., \$39.50

**DIGITAL INTEGRATED CIRCUITS AND OPERATIONAL AMPLIFIER AND OPTOELECTRONIC CIRCUIT DESIGN.** Edited by B. Norris. 206 pp., 400 illus. Having this vast amount of case-tested data, proven shortcuts, worked-out circuit designs, and circuit diagrams handy saves you valuable time for your other, more vital, areas of creative design—and cuts down costs in *all* areas!  
637/539 Pub. Pr., \$19.50 Club Pr., \$14.50

**OPTOELECTRONICS Theory and Practice.** By Texas Instruments Incorporated. Edited by A. Chappell. 442 pp., 475 illus. Right here is where you'll find all the knowledge and know-how you need to take any of today's optoelectric components and develop your own circuits and uses. You get both the background and the technical specifics (with all the proven circuits you want!)  
637/555 Pub. Pr., \$21.50 Club Pr., \$17.00

**PRINTED CIRCUITS HANDBOOK, 2/e.** By C. F. Coombs, Jr. 256 pp., 327 illus. Blueprints every important phase of printed circuitry. Provides the information you need to establish a production facility and control the processes. A virtual encyclopedia in the field, five major sections cover engineering, fabrication, assembly, soldering, and testing.  
126/089 Pub. Pr., \$32.50 Club Pr., \$24.50

## BE SURE TO CONSIDER THESE IMPORTANT TITLES AS WELL:

**DESIGN TECHNIQUES FOR ELECTRONIC ENGINEERS.** Electronics Magazine. 191/581 Pub. Pr., \$24.50 Club Pr., \$17.50

**HANDBOOK FOR ELECTRONICS ENGINEERING TECHNICIANS.** By M. Kaufman & A. H. Seidman. 334/013 Pub. Pr., \$23.50 Club Pr., \$16.50

**PROFESSIONAL ENGINEERS' EXAMINATION QUESTIONS AND ANSWERS, 3/e.** By W. S. LaLonde, Jr. & W. J. Stack-Staikidis. 360/936 Pub. Pr., \$19.50 Club Pr., \$14.50

**GUIDEBOOK OF ELECTRONIC CIRCUITS.** By J. Markus. 404/453 Pub. Pr., \$37.50 Club Pr., \$27.50

**APPLIED ELECTROMAGNETICS** By M. A. Pionus. 503/451 Pub. Pr., \$24.50 Club Pr., \$16.50


**MICROPROCESSOR AND MICROCOMPUTER SYSTEMS.** By G. V. Rao. 783/659 Pub. Pr., \$24.50 Club Pr., \$19.50

**MICROPROCESSOR APPLICATIONS MANUAL.** By Motorola Semiconductor Products, Inc. 435/278 Pub. Pr., \$35.00 Club Pr., \$25.00

**POWER TRANSISTOR AND TTL INTEGRATED CIRCUIT APPLICATIONS.** Texas Instruments. 637/547 Pub. Pr., \$19.50 Club Pr., \$12.95

**CRYSTAL OSCILLATOR DESIGN AND TEMPERATURE COMPENSATION.** By M. E. Frerking. 784/973 Pub. Pr., \$16.95 Club Pr., \$13.50

**MASTER OP-AMP APPLICATIONS HANDBOOK.** By H. W. Fox. 784/477 Pub. Pr., \$16.95 Club Pr., \$13.50





# offer to new members of the and Control Engineers' Book Club

**McGraw-Hill Dictionary of Physics and Mathematics.** By the Staff of the McGraw-Hill Encyclopedia of Science and Technology. D. N. Lapedes, Editor in Chief. 1,074 pp., 700 illus. Look no further! Here are more than 20,000 physics and math terms, including those used in 53 related disciplines ranging from acoustics and control systems to electronics and thermodynamics! 454/809 Pub. Pr., \$19.95 Club Pr., \$16.25

**Practical Electrical Wiring Residential, Farm, and Industrial, 11/e.** By H. P. Richter; revised by W. C. Schwan. 664 pp., 455 illus. As you know, code-correct wiring is a must at all times. And as you also know, Richter's famous classic for professional electricians reflects in detail all the changes and all the advances in materials and techniques in each new edition *everytime a new Code is published!* 523/886 Pub. Pr., \$18.00 Club Pr., \$14.00

**Standard Handbook for Electrical Engineers, 11/e.** By D. G. Fink and H. W. Beaty. 448 pp., 1,414 illus. A giant in every sense of the word, today's most widely used source of electrical engineering information and data serves you as no other single work available anywhere when you need detailed, accurate, timely, and reliable facts and how-to on the generation, transmission, distribution, control, conversion, and application of electric power. 209/74X Pub. Pr., \$46.50 Club Pr., \$36.50

**Rotating Electric Machinery and Transformer Technology.** By D. V. Richardson. 615 pp., illus. The entire emphasis is practical in this all-inclusive book, which takes an algebraic approach to the subject and includes both the English and unified SI units information for all tables and charts. Questions and problems at ends of chapters ensure your confident use of each type of machine and transformer covered. 784/884 Pub. Pr., \$19.95 Club Pr., \$16.50

**Microprocessors & Small Digital Computer Systems for Engineers & Scientists.** By G.A. Korn. 390 pp. This exceptional book is your quick reference for expert advice on product selection, interfacing, and programming. Containing a huge variety of computer possibilities, system features, and costs, it's also a terrific tool for career updating. 353/670 Pub. Pr., \$27.50 Club Pr., \$18.95

**Electronics Dictionary.** Edited by John Markus. 4th Ed., 768 pp., 1,173 illus., 17,090 terms. With the new edition of this world-renowned dictionary you'll be able to quickly find the meaning and correct usage of any electronics term, no matter how obscure! 404/313 Pub. Pr., \$24.50 Club Pr., \$19.50

**Magnetic Bubble Technology.** By H. Chang. 117 pp., illus. The advent of bubble storage packages on the market has had a profound effect on the computer memory business. And here's an in-depth assessment of the technology and the possibilities for future development. 785/783 Pub. Pr., \$19.50 Club Pr., \$15.75

**Oscilloscopes. Applications and Uses in Electronics.** By R. Van Erk. 270 pp., 248 photos and diagrams. The amount of technical information it contains is stupendous, beginning with the oscilloscope's basic operations (plus additional features and their functions) and continuing with the special oscilloscopes and variants, oscilloscope probes, and measurement pitfalls. 670/501 Pub. Pr., \$16.50 Club Pr., \$13.50

**Microcomputer-Based Design.** By J. B. Peatman. Expanded 4th printing, 604 pp., over 400 photos and other illustrations. Do all your best day-to-day designs, as well as your supercreative and special designs, around the new microcomputers and the specific "how-to" help you get here! 491/380 Pub. Pr., \$26.50 Club Pr., \$18.95

any one  
of these great  
professional books  
for only **\$1.89**  
values up  
to \$52.50

Special \$1.89 bonus  
book comes to you  
with your first  
club selection

Books are selected from a wide range of publishers

## ELECTRONICS AND CONTROL ENGINEERS' BOOK CLUB saves you both time and money!

Here is a professional book club designed to meet your on-the-job engineering needs by providing practical books in your field on a regular basis at *below publisher prices*. If you're missing out on important technical literature—if today's high cost of reading curbs the growth of your library—here's the solution to your problem.

The *Electronics and Control Engineers' Book Club* was organized for you, to provide an economical reading program that cannot fail to be of value. Administered by the McGraw-Hill Book Company, all books are chosen by qualified editors and consultants. Their understanding of the standards and values of the literature in your field guarantees the appropriateness of the selections.

*How the club operates:* Thirteen times a year you receive free of charge *The Electronics and Control Engineers' Book Club Bulletin*. This announces and describes the Club's featured book for that period as well as alternate selections available at special members' prices. If you want to examine the Club's featured selection, you do nothing. If you prefer one of the alternate selections—or if you want no book at all—you notify the Club by returning the card enclosed with each Bulletin.

As a Club member, you agree only to the purchase of four books (including your first selection) over a two-year period. Considering the many books published annually, there will surely be at least four you would want to own anyway. By joining the Club, you save both money and the trouble of searching for the best books.

### MAIL COUPON TODAY

**ELECTRONICS AND CONTROL ENGINEERS' BOOK CLUB**  
P.O. Box 582, Hightstown, New Jersey 08520

Please enroll me as a member and send me the two books indicated. I am to receive the bonus book at the introductory price of \$1.89 plus my first selection, plus tax, postage and handling. If not completely satisfied, I may return the books within 10 days and request that my membership be cancelled. If I keep the books, I agree to take a minimum of three additional books during the next two years at special Club prices (guaranteed 15% discount, often more). I will receive the Club Bulletin 13 times a year. If I want to examine the featured selection, I need take no action. It will be shipped automatically. If, however, I want an alternate selection—or no book at all—I simply notify the Club by returning the convenient card always enclosed. I will always have a minimum of ten days in which to return the card and you will credit my account fully, including postage, if this is not the case. Membership in the Club is continuous but cancellable by me at any time after the four-book purchase requirement has been filled. *This order subject to acceptance by McGraw-Hill. Orders from outside the continental U.S. must be prepaid. All prices subject to change without notice. Offer good for new members only. Postage and handling charges are added to all subsequent shipments.*

#### WRITE BELOW:

Code No. of \$1.89 book  Code # of 1st selection

NAME

ADDRESS

CITY

STATE  ZIP

**EXTRA SAVINGS:** Remit in full with your order, plus any local and state tax, and McGraw-Hill will pay all regular postage and handling charges.

E33397





# on low-cost

## from AMI Low-End Single-Chip Microcomputers

OUTPUTS		HARDWARE THAT SAVES ROM SPACE										DEVELOPMENT SYSTEMS (\$9K - \$19K)			
BI-DIRECTIONAL I/O	TOUCH CONTROL	DIRECT LED AND HIGH CURRENT TRIAC DRIVE	VACUUM FLUORESCENT DISPLAY	7 SEGMENT—HARDWARE DECODE	SUBROUTINE STACK LEVELS	FLAGS (DISCRETE)	RAM TEST BITS	TABLE—LOOK UP	NUMBER OF INSTRUCTIONS	FLOPPY DISK—CRT BASED DEVELOPMENT SYSTEM	EPROM PROGRAMMER	ASSEMBLER/LOADER/TEXT EDITOR	SOFTWARE SIMULATOR	LOGIC ANALYZER	
0	YES	YES	25000A	—	YES	3	2	256	—	48	YES	YES	YES	YES	
0	YES	YES	21000A	—	YES	3	2	320	—	48	YES	YES	YES	YES	
0	YES	YES	22000A	3	YES	3	6	512	YES	62	YES	YES	YES	—	
0	YES	YES	24000A	3	YES	3	6	512	YES	62	YES	YES	YES	—	
0	20	—	—	—	—	0	0	0	YES	65+	—	YES	YES	YES	
0	24	YES	—	—	—	0	0	0	YES	65+	—	YES	YES	YES	
0	32	—	YES	—	—	1	4	0	YES	60+	—	YES	YES	YES	
0	32	—	YES	—	—	1	4	0	YES	60+	—	YES	YES	YES	
0	32	—	YES	—	—	1	4	0	YES	60+	—	YES	YES	YES	
0	20	—	—	—	—	—	—	—	—	58	YES	YES	YES	—	
0	4	12	—	YES	—	—	2	0	128	—	43	YES	YES	—	
0	4	12	—	YES	—	—	3	0	256	—	57	YES	YES	—	
0	4	12	—	YES	—	—	3	0	512	—	57	YES	YES	—	
0	8	16	—	—	—	—	—	—	—	69	NO CRT	YES	YES	—	
0	8	16	—	—	—	—	—	—	—	69	NO CRT	YES	YES	—	
0	8	16	—	—	—	—	—	—	—	69	NO CRT	YES	YES	—	
5	0	17	—	—	—	—	—	—	—	69	NO CRT	YES	YES	—	
11	2	18	—	—	—	—	—	—	—	69	NO CRT	YES	YES	—	
11	2	18	—	—	—	—	—	—	—	69	NO CRT	YES	YES	—	
4	19	0	—	—	—	—	—	—	—	43	—	PAPER TAPE	YES	—	
4	23	0	—	—	—	—	—	—	—	43	—	PAPER TAPE	YES	—	
4	24	0	—	—	—	—	—	—	—	55	—	PAPER TAPE	YES	—	



**AMI**  
American Microsystems  
3800 Homestead Rd  
Santa Clara, Calif.  
(408) 246-0330  
TWX 910-338-0

Yes, I want The Proof from AMI. Send me your S2000 Comparison Chart and 1979 Planning Calendar.

Name \_\_\_\_\_  
 Title \_\_\_\_\_  
 Company \_\_\_\_\_ Phone \_\_\_\_\_  
 Address \_\_\_\_\_  
 City \_\_\_\_\_  
 State \_\_\_\_\_ Zip \_\_\_\_\_

Send to:  
 AMI S2000 Marketing  
 3800 Homestead Road  
 Santa Clara CA 95051





"BASIC RELIABLE LAB RECORDER"  
STARRING

**OmniScribe**<sup>®</sup>

STRIP CHART RECORDER

HELD OVER BY POPULAR DEMAND

NOW SHOWING

"BASIC RELIABLE LAB RECORDER"

STARRING

**OmniScribe**<sup>®</sup>

STRIP CHART RECORDER



*Nominated for  
Outstanding  
Performance  
In a Lab  
Application*

NOW SHOWING  
AT A DISTRIBUTOR NEAR YOU

**OmniScribe**

\$440<sup>00</sup>

**SuperScribe**

\$1095<sup>00</sup>



Audiences around the world have applauded the OmniScribe's:

- Patented non-contacting feedback transducer element
- Accuracy of  $< \pm 0.3\%$  full scale
- Response time of  $< 0.50$  sec. to 90% full scale
- Linearity of  $< \pm 0.2\%$
- Repeatability of  $\pm 0.1\%$

**houston  
instrument**

DIVISION OF BAUSCH & LOMB

*"the graphics - recorder company"*

WORLD PREMIERE  
STARRING "THE ULTIMATE LAB RECORDER"

# SuperScribe

FROM HOUSTON INSTRUMENT

TM

NOW SHOWING

WORLD PREMIERE  
STARRING "THE ULTIMATE LAB RECORDER"  
**SuperScribe**  
FROM HOUSTON INSTRUMENT

*You'll Thrill!*

*You'll Marvel!*

*You'll Applaud!*

*You'll Cry!*

TO THE 280  
CHART SPEEDS

AT THE 14  
INPUT SENSITIVITY  
RANGES

THE CHART  
TAKE-UP  
REEL

WHEN YOU SEE  
THE DATA  
YOU'VE BEEN  
MISSING

NOW SHOWING  
AT A LABORATORY NEAR YOU

In addition you'll see:

- \* Chart speeds (English and Metric) of 0-40 in/min. and per hour and 0-100 cm/min and per hour.
- \* 14 calibrated switch selectable input ranges in a 1-2-5 sequence from 1mv to 20v full scale.
- \* Patented non-contacting feedback transducer element
- \* Linearity of  $< \pm 0.25\%$  of full scale
- \* Accuracy of  $< \pm 0.25\%$  sec. full scale

For more information on the OmniScribe and SuperScribe contact Houston Instrument, One Houston Square, Austin, Texas 78753 (512) 837-2820. For rush literature requests outside Texas call toll free 1-800-531-5205. In Europe contact Houston Instrument, Rochesterlaan 6, 8240 Gistel Belgium. Phone 059/2774455 Telex Bausch 81399

See Us At The NCC Booth 2232



TM Trademark of Houston Instrument

® Registered Trademark of Houston Instrument

• U.S. Domestic Price Only

• U.S. suggested retail price only

Circle 189 on reader service card



# IDC-

## Socket Connectors—IDS Series

For pluggable termination of cable to header mounted on PCB. Single piece body for easy assembly, fewer parts to inventory. Cover latch and optional strain relief for operational reliability.

## Transition Connectors—IDT Series

Used to attach cable permanently to PCB. Has rugged single piece design for fast assembly and high reliability. Cover latch swivels for easy cable insertion.

## Cable Plugs—IDP Series

Offer fast, easy plugging of cable to PCB directly or into DIP sockets. Tapered pins assure quick, easy insertion into DIP sockets. One unit design speeds handling and assembly. Cover latch swivels for easy cable insertion.

## Headers—IDH Series

Mounts permanently to PCB and accepts socket connectors. In straight or right angle mounting—for solder or wrap/pin termination. Handy ejector/latch available—when closed it locks socket into place and serves as ejector when open.

## Laminated Flat Cable

RN offers both cable and connectors—your assurance of “single source” reliability. Available in white or color coded 100 foot rolls in 10 thru 50 conductor sizes.



**RN** has it now...a truly economical

# — flat cable system

**for high speed assembly  
using tooling you already have**

**This RN IDC System delivers what engineers want ...**

- Advanced automated manufacturing facilities enable RN to cut costs — pass the savings on to you
- Fewer pieces for faster assembly, reduced inventory
- Can be assembled with IDC tooling already in place
- Each connector made more rugged, more resistant to shock, vibration and cable strain
- Assured reliability and compatibility of cable and connectors — RN supplies both

**Economical, easy to use—once properly adjusted,  
all RN IDC connectors can be assembled with a  
simple base plate change**



Hand Held crimp tool  
for assembling IDP  
series Cable Plugs and  
IDT series Transition  
Connectors



Bench mounted  
crimp tool for  
assembly of *all* RN  
IDC connectors.

**WRITE TODAY** for new Robinson-Nugent  
Insulation Displacement Connector catalog with  
complete specifications and dimensions on the  
entire IDC product line.

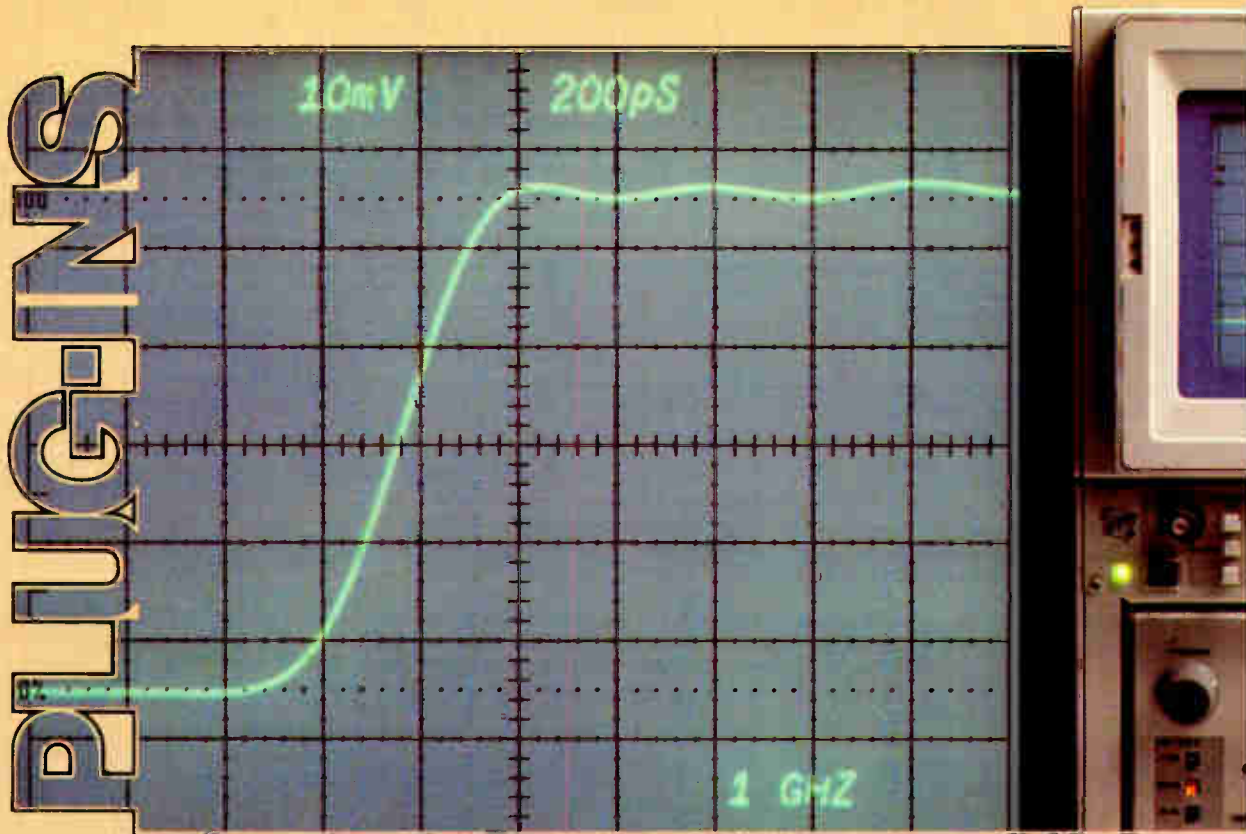


**RN** **ROBINSON  
NUGENT, INC.**

800 East Eighth Street, New Albany, Indiana 47150 • Phone: (812) 945-0211 — TWX: 810-540-4082

Circle 191 on reader service card

# PERFORMANCE



## Measure with confidence. Every time.

Tektronix Plug-In oscilloscopes stand at the forefront of modern measurement capabilities. The best possible. The most advanced. And with good reason. We've made a commitment to reliable performance and innovation.

To give you the greatest measurement freedom, we've pushed toward new limits in all aspects of scope technology. The widest real-time bandwidth. The fastest usable writing speeds. Multiple storage modes. Interactive analog-digital capabilities. Dual beams in a single crt. High-sensitivity differential amplifiers. All part of our continually evolving 5000- and 7000-Series Plug-In oscilloscopes, with more milestones just ahead.

Tektronix offers a Plug-In scope to

meet your unique measurement demands. From circuit design to plasma physics research. From balancing rotating machinery to measuring the accuracy of D to A converters. Every scope provides you with the high performance you need for superior research and engineering.

What measurement challenges are you facing? If they require high performance, get your hands on a Plug-In scope. At Tektronix, our commitment goes with our name.

**Tektronix**  
COMMITTED TO EXCELLENCE

For literature, call (800) 547-1512 toll free.

For Technical Data circle #156 on Reader Service Card

For Demonstration circle #201 on Reader Service Card

World Radio History



## New products

---



NCC NCC NCC NCC NCC NCC NCC NCC NCC NCC NCC NCC NCC NCC NCC

### Development system supports 9440 and 9445

Chip sales typically go up when a microprocessor manufacturer supports its devices with a development system. Fairchild Camera and Instrument Corp. hopes this will hold true when it introduces its Focus-XVI-based development system at the National Computer Conference next month. The sales pace Fairchild hopes to quicken is that of its 16-bit 9440 and the forthcoming 9445, devices fabricated using its Isoplanar integrated injection logic technology,

which the company refers to as I<sup>3</sup>L.

The 9440 was introduced more than a year ago but has been available in production quantities for only the last six months. Interest in it "has been reasonable," says Thomas A. Longo, vice president and chief technical officer. However, Longo sees the development system as a necessary ingredient before the I<sup>3</sup>L family can really take off. "Users are asking for a development system and now they'll have it," he says.

Fairchild's strategy is to offer a development system that can be used not only for the 9440 but for future, higher-performance family members and its lower-performance metal-oxide-semiconductor microprocessors as well. At the outset, though, the system will be aimed at the I<sup>3</sup>L devices exclusively, Longo says.

To meet the high-end requirements, the system needs to be powerful and fast. Fairchild turned to the Focus XVI minicomputer, a boxed





## New products

version of its two-board 16-bit central processing unit, the Blaze-16. Bipolar and microprogrammable in design, Focus XVI is flexible enough to accommodate the MOS devices later and fast enough for the 1<sup>3</sup>L chips now, according to Longo.

What's more, like the 9440 chip, the Focus XVI emulates the instruction set of Data General's NOVA 3 minicomputer. Its 10-MHz clock rate ensures it will work quickly even with the 9445, which is expected to execute the instructions four times as fast as the 9440.

Combined with a cathode-ray-tube display and keyboard terminal, dual double-density flexible-disk drive, and 150-character-per-second dot-matrix thermal printer, the 16-bit central processing unit will be offered to end-users along with appropriate development system software, Longo says. Despite Focus

XVI's general-purpose minicomputer design, it is not intended for that application. "The software that we supply is not suitable for on-line general-purpose computing," Longo explains.

Whereas the system is designed for both hardware and software development, in-circuit emulation hardware will not be immediately available. "We will have an ICE by the end of the year," Longo asserts. All the useful software development aids such as a relocatable linking loader, symbolic debugger, editor, and the like will be available with the system 60 days after receipt of the order. A complete system, including software, terminal, flexible-disk drive, and printer, will sell for \$23,500.

Fairchild Camera and Instrument Corp., 464 Ellis St., Mountain View, Calif. 94042. Phone (415) 962-2394 [401]

**NCC NCC NCC NCC NCC NCC NCC NCC NCC NCC NCC NCC NCC NCC**

## 8-in. hard-disk drive fits floppy slot

At present, their combination of price, size, and simplicity gives flexible-disk drives a virtual lock on the market for on-line mass storage for low-end computers. But this edge figures to erode soon under the onslaught of new fixed-media drives that not only fit in the same space as the floppy-disk drives, but carry price tags half the size of current hard-disk units.

Making its debut at the National Computer Conference is an 8.25-in.

fixed-media drive from Pertec Computer Corp. One of the first such drives to be offered by an independent supplier, the model D8000 is mechanically similar to an 8-in. floppy drive and has a capacity of 20 megabytes. Furthermore, its large-quantity price of \$1,800 is well below the \$3,000 or so commanded by full-size (14-in.) hard-disk units. Floppies, in contrast, sell for \$300 to \$500 a megabyte.

"There's no doubt the big feature


is that it fits in a floppy-disk slot," says Lee Benedict, product marketing manager for Pertec's peripherals division in Chatsworth, Calif. The dimensions of the D8000—4.62 in. high by 8.55 in. wide by 14.25 in. long—provide interchangeability, so the manufacturer of a piece of computer equipment can increase the storage capacity of this product to 20 megabytes by replacing a 1.6-megabyte floppy-disk drive with a D8000. The hard-disk unit uses the same voltage levels as the floppy drives do, further reducing the impact on system design.

Not only does the Pertec drive provide more storage capacity than a floppy unit of comparable volume, it also offers faster access. Its rotary positioner helps keep its average access time down to 50 ms (80 ms maximum), which is useful in multi-terminal applications. Nominal data-transfer rate for the drive is 0.87 megabyte per second.


To simplify communication between the drive and its computer, the D8000 interface has a bidirectional command-and-status bus and byte-oriented data transfer. A single 50-pin connector makes it easy to hook up the interface; both radial and daisy-chain connections are available. The unit is compatible with the voltage levels of transistor-transistor logic.

As recording media, the drive uses a pair of aluminum alloy disks. Three of the four available surfaces are used for storing data; the fourth is pre-written with servo-control information for the drive. Recording density along the tracks is in excess of 6,000 bits per inch, with the tracks packed in at 476 to the inch.

**Benediction.** Although the opportunities presented by the replacement of the 8-in. floppy disk have been apparent since the microcomputer revolution started several years ago, translating the idea into hardware took longer than expected, in Benedict's view. Another delay stemmed from the disk medium itself, which is just now becoming available. In the meantime, the potential of the 8-in. hard disk was underscored by "the blessing of



World Radio History



More cost efficiency...

# Introducing Series III SOLID STATE KEYBOARDS

**Now: Ferrite Core Reliability At Lower Prices**



## More cost efficiency you can put your finger on...

Just imagine, a solid state keyboard at a price you can afford that delivers MTBF's in excess of 40,000 hours, is unaffected by contaminants, has excellent resistance to static discharge and EMI, plus high speed operation without "misses." Well the keyboard professionals have done it again—the Series III keyboard.

That's right, the SERIES III will provide cost efficiencies you can put your finger on. It's designed to increase operator productivity and performance under demanding

operational and environmental conditions. This means cost efficiency for you—reduced downtime, lower repair cost, fewer service calls, satisfied customers, and lower prices. That's total value!

## It's in the unique SS3 ferrite core keyswitch

We've built our reputation on ferrite core switching technology. And once again, we've advanced our technology through the unique SS3 keyswitch.

Like its proven and successful predecessor, the SS3 keyswitch is mechanically simple and contact-

less. The SS3 is designed with fewer parts, lower profile and exceptional feel while maintaining excellent resistance to environmental factors. This combined with a 100 million cycle life test rating offers unsurpassed cost efficiency.

## You have our word on quality—Cortron

All Cortron<sup>®</sup> Series III Solid State Keyboards are 100% inspected and tested to insure your specifications are met. We're so sure of our reliability that we have extended our warranty to 2 full years. Let us convince you.

We've touched on a few of the many cost efficiency benefits that Cortron Series III Solid State Keyboards offer you and your customers. There's much more we can talk about. For full cost efficiency details and our Cortron Series III Solid State Keyboard brochure, write or call Cortron, A Division of Illinois Tool Works Inc., 6601 West Irving Park Road, Chicago, Illinois 60634. Phone (312) 282-4040. TWX: 910-221-0275. Toll free line: 800-621-2605.



# CORTRON

A DIVISION OF ILLINOIS TOOL WORKS INC.

THE KEYBOARD PROFESSIONALS

Copyright © Illinois Tool Works Inc. 1978



# calcumeter

the only low cost way  
to intelligent  
measurement  
processing

Accessory data printer — microprocessor controlled — combined with Calcumeter to make automatic data logging system. (Variable printout intervals up to 3 hours)



Dataport interface to data logger and intelligent accessories

Recessed lead connectors for improved safety

3½ DMM; V-Ω-A; AC/DC; 10μV resolution to 1000 VDC; 0.25% accuracy; AC frequency response to 20 kHz

Six automatic processing modes: dBV, %DEV, Mx + b, AVG, LIMITS, INV

Three display formats: engineering, fixed decimal and scientific. Floating decimal

Two ways to range: auto or fixed

Two ways to measure: single and continuous

Five memory registers

Scientific RPN calculator:  $2\pi$ ,  $10^x$ ,  $y^x$ , LOG, LN,  $e^x$ ,  $xy/x+y$

One million measurements on a 9V battery

## Free yourself for more creative tasks... the intelligent Calcumeter way.

Our custom CMOS microcomputer turns a handheld 3½-digit DMM into an automatic measurement processor... At the touch of a button you program the battery-powered Calcumeter™ to perform complex chores that can save you hours every week!

- Convert transducer signals automatically to engineering units of temperature, pressure, 20mA current loops, etc. (Mx + b key).
- Measure current without breaking into the circuit (Mx + b key),  $I = (1/R) V + 0$ .
- Average away noise (AVG key).
- Sort components, using the HI-LO LIMITS mode (both "analog" display and audible alarm!).
- Use the LIMITS mode as a universal logic probe.
- Read out audio signals and amplifier gain in dB (dBV key).
- Test % tolerance or power supply regulation (% DEV key).
- Determine parallel or shunt resistance ( $xy/x + y$  key;  $xy/x-y$  key).

The Calcumeter offers you escape from much of the chore work connected with design, testing and maintenance, enabling you to spend more time in creative tasks. It pays for itself in a few months, often on the basis of one application alone. They are now available from regional distributors at the same low price.

## calcumeter \$389 (USA)

The intelligent new way to measure V-Ω-A.

Call toll free for nearest distributor — 800-547-5637  
or send for 12-page full color brochure

**esi**  
ELECTRO  
SCIENTIFIC

Electro Scientific Industries, Inc.  
13900 NW Science Park Dr.  
Portland, Oregon, USA 97229  
Telex 36-0273 • Telephone (503) 641-4141



# Call a Calcu-meter distributor for a demo:

- EAST** **KLS ASSOCIATES**  
CEDAR GROVE, N. J.  
07009  
201-785-4450
- SCIENTIFIC TRADING, INC.**  
CHERRY HILL, N. J. 08034  
609-482-0059  
FALLS CHURCH, VA 22042  
703-560-6012
- SOUTH** **LEE CO., INC.**  
HUNTSVILLE, AL 35801  
205-533-5896
- KIPLO INC.**  
WINTER HAVEN, FL 33880  
813-294-5815
- MIDWEST** **NIDI**  
DAYTON, OH 45489  
513-435-4503
- DOT TRONICS**  
ELK GROVE VILLAGE, IL  
60007  
312-593-0282
- DYTEC DISTRIBUTORS, INC.**  
HAZELWOOD, MO 63042  
314-731-5400
- DYTEC/NORTH**  
ST. PAUL, MN 55104  
612-645-5816
- WEST** **BASIC SYSTEMS**  
LOS ANGELES, CA 90301  
213-673-4300  
714-991-5390
- SAN DIEGO, CA 92111  
714-279-9641
- SANTA CLARA, CA 95050  
408-727-1800
- APPLIED ENGINEERING, INC.**  
BELLEVUE, WA 98005  
206-455-4922
- CANADA** **WEBSTER INSTRUMENTS, LTD.**  
MISSISSAGUA, ONTARIO  
L5G 4M1  
416-275-2270
- NATIONAL ELECTROLAB, LTD.**  
NORTH VANCOUVER, B. C.  
V7J 1A4  
604-985-0511
- OR CALL 800-547-5637  
TOLL FREE FOR  
DISTRIBUTOR NEAR YOU.
- Electro Scientific Industries  
13900 N.W. Science Park Dr.  
Portland, OR 97229

**esi**  
ELECTRO  
SCIENTIFIC



## New products

IBM," as Benedict puts it, since the computer giant introduced its own Piccolo Drive [*Electronics*, May 10, 1979, p. 40].

Evaluation samples of the D8000 will be available in August, with single-quantity pieces selling for

about \$3,000. Production runs will be ready in December. Pertec's line will be on display at NCC Booth 3300.

Peripherals Division, Pertec Computer Corp., P. O. Box 2198, Chatsworth, Calif. 91311. Phone (213) 999-2020 [402]

**NCC NCC NCC NCC NCC NCC NCC NCC NCC NCC NCC NCC NCC**

## Cartridge backs up smart disk drive

The use of sealed-enclosure, nonremovable-media (Winchester-type) technologies has greatly improved the reliability of magnetic-disk storage systems. But they are not likely to replace other types of storage completely.

The reason is that other storage media are still required not only as a hedge against possible system failure or destruction, but also as an economical means of transporting large quantities of data and maintaining archives. IBM, originator of the Winchester technology, recognizes this and provides backup in the form of flexible-disk drives for its low-end computers and magnetic-tape drives for its larger mainframes.


While no one has yet found a way around the back-up problem, James Toreson, president of Microcomputer Systems Corp., feels his company has found an effective means of dealing with it. That means is embodied in the MSC-5900, a Winchester-type, hard-disk drive with a built-in

drive for magnetic-tape cartridges.

MSC, however, is tackling not only the back-up problem with its 5900 design. "We are really addressing the whole cost-of-ownership issue, which is a function of initial cost, reliability, and maintainability," Toreson says.

Traditionally, three subsystems were required for a computer-to-peripheral arrangement: a host computer input/output adapter, the peripheral controller, and the peripheral itself. MSC's system engineers chipped away at initial cost by taking one of the subsystems, the peripheral controller, and imbedding it in the peripheral. By taking advantage of large-scale integrated circuitry, they reduced the parts count, thus enhancing reliability and reducing costs.

To make the storage system easier to maintain, MSC uses self-diagnosis and even self-prognosis. Now, in addition to telling you why it stopped operating, it also tells you why it will



When you're searching  
for component solutions . . .

Standard  
resistor networks  
in 6 to 8 weeks  
from  
Centralab...



For computer, telecommunications  
and other high volume network users.

Centralab, long known for the finest in thick film circuitry, now offers you an alternative to the long lead times of other suppliers of resistor networks. We'll deliver the production quantities you need in 6 to 8 weeks!

Our new HC and HF series of SIP resistor networks bring you a wealth of other benefits too. You can design them in with confidence because they feature high stability cermet resistors. They offer you minimum package size, uniform performance and reliability. These conformal or film coated networks are electrically equivalent, pin compatible and competitively priced with all standard net-

works. Compared to DIP packages, they save board space, simplify your layout and reduce assembly costs. They come in a wide range of values and pin terminations in either standard or low profile configurations.

Whether it's standard R networks – or custom R or R-C networks – you can rely on the expertise and capability of Centralab. They're backed by 34 years of thick film experience.

For complete information, call your Centralab Sales Representative listed on the opposite page or write us.

*Products you need from people who care.*



**CENTRALAB**

ELECTRONICS DIVISION  
GLOBE-UNION INC.

5757 North Green Bay Avenue  
Milwaukee, Wisconsin 53201

CERAMIC CAPACITORS • EMI/RFI FILTERS • POTENTIOMETERS • SWITCHES • THICK FILM CIRCUITS • TRIMMER RESISTORS

Circle 198 on reader service card



... call your Centralab  
Sales Representative

**ALABAMA**

Huntsville  
Cartwright & Bean, Inc.  
(205) 533-3509

**ARIZONA**

Phoenix  
Clemick-Neenan &  
Assoc.  
(602) 279-7649

**CALIFORNIA**

Palo Alto  
Brooks Technical Group  
(415) 328-3232  
Sherman Oaks  
Clemick-Neenan &  
Assoc.  
(213) 990-3150  
Tustin  
Clemick-Neenan &  
Assoc.  
(714) 547-0966

**COLORADO**

Denver  
Electro-Rep. Inc.  
(303) 744-2821

**CONNECTICUT**

Meridian  
Centralab  
(203) 235-0766

**FLORIDA**

Ft. Lauderdale  
Cartwright & Bean, Inc.  
(305) 735-4900  
Orlando  
Cartwright & Bean, Inc.  
(305) 422-4531

**GEORGIA**

Atlanta  
Cartwright & Bean, Inc.  
(404) 255-5262

**HAWAII**

Honolulu  
Dougherty Enterprises  
(808) 847-4144

**ILLINOIS**

Des Plaines  
Centralab  
(312) 694-4870

**INDIANA**

Indianapolis  
Les M. DeVoe Co.  
(317) 842-3245

**IOWA**

Cedar Rapids  
Jerry Vrbik Co.  
(319) 366-8733

**KANSAS**

Shawnee Mission  
Lowell-Kangas &  
Assoc.  
(913) 631-3515

**LOUISIANA**

Metairie  
Cartwright & Bean, Inc.  
(504) 834-2350

**MARYLAND**

Columbia  
Bresson Assoc. Inc.  
(215) 664-6460  
Towson  
Bresson Assoc. Inc.  
(215) 664-6460

**MASSACHUSETTS**

Needham  
Centralab  
(617) 444-4781

**MICHIGAN**

Lathrup Village  
Centralab  
(313) 559-9095  
St. Joseph  
Centralab  
(616) 983-0233

**MINNESOTA**

Minneapolis  
Centralab  
(612) 831-5212

**MISSISSIPPI**

Jackson  
Cartwright & Bean, Inc.  
(601) 981-1368

**MISSOURI**

St. Louis  
Lowell-Kangas &  
Assoc.  
(314) 821-4050

**NEW JERSEY**

Paramus  
Centralab  
(201) 262-6716

**NEW YORK**

Albany  
Reagan/Compar Albany  
(518) 489-7408  
Endwell  
Reagan/Compar Albany  
(607) 723-8743  
Fairport  
Reagan/Compar Albany  
(716) 271-2230  
New Hartford  
Reagan/Compar Albany  
(315) 732-3775

**NORTH CAROLINA**

Charlotte  
Cartwright & Bean, Inc.  
(704) 377-5673

**OHIO**

Cleveland  
Centralab  
(216) 526-1205

**OHIO**

Columbus  
Centralab  
(614) 888-2150

**OREGON**

Portland  
Centralab  
(503) 620-1611

**PENNSYLVANIA**

McMurray  
Centralab  
(412) 941-7440  
Narberth  
Bresson Assoc. Inc.  
(215) 664-6460

**TENNESSEE**

Knoxville  
Cartwright & Bean, Inc.  
(615) 693-7450  
Memphis  
Cartwright & Bean, Inc.  
(901) 276-4442

**TEXAS**

Austin  
Centralab  
(512) 454-9529  
El Paso  
Centralab  
(915) 779-3961  
Farmers Branch  
Centralab  
(214) 243-8791

**VIRGINIA**

Lynchburg  
Bresson Assoc. Inc.  
(215) 664-6460

**WASHINGTON**

Bellevue  
Centralab  
(206) 454-7754

**WISCONSIN**

Milwaukee  
Centralab  
(414) 228-2122

**PUERTO RICO**

Hato-Rey  
M. Anderson Co., Inc.  
(809) 751-2026

**CANADA**

**BRITISH COLUMBIA**  
North Vancouver  
Arwin Tech Sales Ltd.  
(604) 980-4346

**ONTARIO**

Ajax  
McHugh Electronics  
Ltd.  
(416) 683-1540

**QUEBEC**

Ste. Dorothee Laval  
Harnett Enterprises  
(514) 689-4184

**New products**

stop operating, Toreson says. "All systems have scheduled down times. Knowing where a potential problem exists allows a technician to eliminate it before it causes an unscheduled system stoppage," he explains. Prognosis is a key part of MSC's strategy to stretch the 5900's mean time between failures (MTBF), which is a minimum of 8,000 hours.

An Intel 8085 controls both disk and cartridge drives, provides host interface communications, and oversees self-diagnosis and prognosis. A user can set up diagnostic routines using the dual-in-line-packaged switch at the control board's periphery and see the results on the light-emitting-diode array nearby. Prognosis is accomplished by monitoring any increases in the seek time and the amount of error correction.

Field-programmable logic arrays offer high-speed data formatting ability, and emitter-coupled logic sets up the very precise and rapid sampling-time windows used for decoding the modified frequency modulation (MFM) flux transitions. Error correction coding (ECC), which permits the 5900 to do on-the-fly correction, is a key element in future failure prediction. Whereas

ECC requires some redundancy of functions and capacities, it helps to stretch the MTBF even further, according to Toreson.

The MSC-5900 comes in four models that differ in capacity: 12.5, 37.6, 62.7 and 87.8 megabytes. The smallest model contains 1 disk and 2 data heads and the largest contains 4 disks (seven data surfaces) and 14 data heads. The system transfers data at 7,080 kilobits/second (885 kilobytes/second); maximum latency time is 20.24 ms and maximum access time is 70 ms.

The cartridge drive section holds 17.1 megabytes of data and transfers it at a 1.1-megabyte-per-minute rate into a 3M-type cartridge containing 450 feet of magnetic tape. Adapter boards are in stock for interfacing the 5900 to Digital Equipment Corp.'s PDP-11, IBM's Series One, Data General's Eclipse and Nova and Hewlett-Packard's 21-XX mini-computers. In quantities of 100 and more, an 87.8-megabyte version of the storage system sells for \$8,500 and is available 90 days after receipt of order.

Microcomputer Systems Corp., 432 Lakeside Dr., Sunnyvale, Calif. 94086. Phone (408) 733-4200 [403]

**NCC NCC NCC NCC NCC NCC NCC NCC NCC NCC NCC NCC NCC**

**Tape terminal challenges floppies**

If nothing else, this year's NCC should demonstrate that tape technologies are far from being outmoded by the encroaching floppies.

A good example of this premise will be seen in the form of the series 1000, a group of four dual-port communications tape terminals that







## ELORG IS SOLE EXPORTER OF SOVIET-MADE ELECTRONIC COMPONENTS

Integrated circuits  
Semiconductor devices  
Vacuum tubes  
Resistors  
Capacitors  
Ferrite devices

## THAT BOAST HIGH RELIABILITY

thanks to well-thought out designs, neat manufacture and tough quality inspection.

## ELORG

stands for tremendous scientific and industrial abilities of Soviet electronics.



32/34 Smolenskaya-Sennaya  
121200 Moscow  
USSR  
Telephone 251-39-46, Telex 7586

### New products

use 3M DC100 tape cartridges. Each tape cartridge can store up to 336,000 bytes of unformatted data—about three times the capacity of a minifloppy.

All four models use the model 200 minidrive tape transport, which reads and writes tapes at speeds up to 30 in./s. Since the recording density of the tape in this system is 800 bits/in. (well below the tape's maximum), the maximum data transfer rate is 24,000. The series 1000 units are at present equipped for interfacing to 9,600-baud links, this being the highest communications rate commonly encountered.

Two configurational possibilities differentiate the models of the series 1000: single or dual tape drives and remote-only or remote/local control. All models, built around a 6802 processor, have dual RS-232-C interfaces for hooking up to terminal, printer, telephone line, or other communications links. With their high-speed data-handling capabilities, the units can store data until, say, a slow terminal is ready to accept it. Dual-cartridge models can in addition allow information to be edited and updated while in the process of being transferred from one tape to another.

Although the storage capacity of the tape is greater than that of a minifloppy, Leon Malmed, sales manager for Qantex, points out that the main event between floppies and tape drives will be held in the arena of reliability. "The cartridge's tape is totally enclosed and protected, providing inherent invulnerability to damage," he says. In contrast, he characterizes the floppy as "a relatively delicate storage medium, harmed by careless handling and requiring care in storage and insertion."

He further notes that the series 1000 provides a read-after-write tape head; this permits error detection at the source so that important data need not be lost, a feature no floppy system offers at present. It further uses cyclic-redundancy-character coding to ensure data integrity in system use.

The single-quantity price for se-



# ROEDERSTEIN specialized and worldwide in electronics

## CAPACITORS

polyester, polycarbonate and polypropylene capacitors in foil/foil versions and metalized, aluminum-electrolyte capacitors, tantalum capacitors with liquid electrolyte, tantalum capacitors with solid semiconductor electrolyte, ceramic capacitors.

## RESISTORS

carbon-film resistors, metal-film resistors, metal-oxide film resistors, precision wirewound resistors, potentiometers.

## AND FURTHER

interference suppression devices, voltage multipliers (cascades), thick-film devices (thick-film hybrid circuits, resistor networks, high-voltage resistors), semiconductors and micro-computer learning systems.

The range of application for ROEDERSTEIN components encompasses the whole entertainment electronics spectrum, household appliance and industrial electronics, communications, measuring and control equipment and computers, medical electronics, and the aerospace electronics sector. We can supply components that meet MIL, CECC and GfW specifications.

We will send you a condensed catalogue upon request. If you need specific information a detailed catalogue is available.

# FIRMENGRUPPE ROEDERSTEIN

D-8300 LANDSHUT - FEDERAL REPUBLIC OF GERMANY - TELEX 0 58 335 (erola)

Circle 192 on reader service card







# Get the FACTS on CMOS MEMORIES from

## SOLID STATE SCIENTIFIC

The MOSSOURCE.



Seeing is Believing, Henshaw.  
SOLID STATE SCIENTIFIC  
DOES have MORE in CMOS MEMORIES!  
Better write them for the facts, now!



### ANOTHER of the MANY SIDES of SOLID STATE SCIENTIFIC

Copy or clip coupon below and  
attach to your letterhead. Mail to:  
or Call:

**SOLID STATE SCIENTIFIC**  
Montgomeryville, Pa. USA 18936  
**215-855-8400**

Send me Facts about your CMOS  RAM's,  ROM's.

Also send information about  
THE OTHER SIDES OF  
SOLID STATE SCIENTIFIC:

Name \_\_\_\_\_  
Position \_\_\_\_\_  
Company \_\_\_\_\_  
Street \_\_\_\_\_  
City \_\_\_\_\_ State \_\_\_\_\_  
Zip \_\_\_\_\_  
Phone \_\_\_\_\_

- $\mu$ MOS 1800 Microprocessors
- DT/ $\mu$ MOS Systems
- Custom MOS ICs
- Hi Rel MOS
- Data Communications
- Display Drivers
- Security ICs
- 4000 Series
- Timekeeping

Circle 202 on reader service card

## From Electronics Magazine Book Series. Zero-risk trial offer.



### New Product Trends in Electronics, Number One

From "New Products," state-of-the-art materials and equipment, arranged according to function. \$14.95

### Electronics Book Series

P.O. Box 669, Hightstown, N.J. 08520

Send me \_\_\_\_\_ copies of "New Product Trends in Electronics, Number One" at \$14.95 per copy

Discounts of 40% on orders of 10 or more copies. I must be fully satisfied or you will refund full payment if the book is returned after ten-day trial examination.

Payment enclosed  Bill firm  Bill me

Charge to my credit card:

- American Express  Diners Club
- Visa  Master Charge

Acc't No. \_\_\_\_\_ Date exp. \_\_\_\_\_

On Master Charge only, first numbers above name

Name \_\_\_\_\_ Title \_\_\_\_\_  
Company \_\_\_\_\_  
Street \_\_\_\_\_  
City \_\_\_\_\_ State \_\_\_\_\_ Zip \_\_\_\_\_  
Signature \_\_\_\_\_

## New products

ries 1000 models varies from \$1,625 for a single-cartridge, remote-only unit to \$2,175 for a dual-cartridge, remote/local terminal. Delivery time for any of these units is approximately eight weeks.

Qantex Div., North Atlantic Industries Inc., 60 Plant Ave., Hauppauge, N. Y. 11787. Phone (516) 582-6060 [404]

## NCC NCC NCC NCC NCC NCC NCC

### Slave improves old master

A new wrinkle on the old parallel processing idea is Computer Automation Inc.'s answer to extending the life and performance of its widely installed board minicomputers, some of which have been in service for five years. Ready for National Computer Conference showing, its new "slave" computer requires only a minimal software change to plug into any of its 16-bit "Naked Mini" line. The intent of the development, a response to users, says the company, is to push performance up into intermediate computing levels with a minimum of reprogramming.

While "the idea of putting more than one computer to work in parallel is not new," admits George O'Leary, vice president of marketing for the Naked Mini division, company designers have more precisely defined it for the 4/10S slave. "It is a technique for adding parallel autonomous computers with their own memory and I/O on the same bus as the system processor."


A single-board (half-card) computer, the 4/10S has the same custom MOS chip set used as a central processing unit by the CA 4/10 minicomputer. It also holds 32 kilobytes of dynamic random-access memory, four on-board input/output ports, and also associated logic.

Besides central processing similarity to the 4/10 computer, the "slave" is alike in physical size, architecture, and software compatibility. Where the 4/10S differs from the 4/10 (and what actually makes possible its development) is in the use of higher-density memories and logic



$\mu$ P  $\mu$ P and away

## Going $\mu$ P? Our 8-lane universal expressway to $\mu$ P development is wide open.



**Get  $\mu$ P to speed  
with our multistation  
development network.**

Eliminate the traffic jam in your microprocessor development lab. Get off that one-way road to  $\mu$ P-based product design (with just one chipmaker's microprocessor support) and reduce your per-station cost at the same time. How? With our Universal Multistation Development Network — a distributed processing system that shares disk and printer with up to eight users simultaneously. Give each user his own AMDS station with integral CPU, CRT and keyboard; any one of six supported processors (8086, 8085,

8080, 6800, 6802, Z-80 and more soon); optional in-circuit emulator, logic analyzer and every software aid, including BASIC compilers, relocating macro-assemblers and disassembling symbolic debuggers. It's the first sensible alternative to the high cost of multi-user development support and confining single-chip systems. Futuredata, 11205 S. La Cienega Blvd., Los Angeles, CA 90045. (213) 641-7700 TWX: 910-328-7202.

**futuredata**

Circle 203 on reader service card

# At last... a switching power supply as dependable as a linear.



When Power-One decided to build a switching power supply, we issued one simple mandate: it must be as dependable as our linears or we would never produce it.

After a considerable R&D effort, we accomplished our goal. The new SK5-40/OVP performs with maximum dependability... thanks to several innovative ideas that really work. Ideas such as direct drive switching, volt-second regulation, digital feedback, and others.

But get the whole story. Send for complete details. See for yourself why Power-One's new switcher is as dependable as our linears.

- Model SK5-40/OVP, 5V @ 40A
- Simple Dependable Design
- \$250 Single Quantity
- Convection Cooled
- Smaller Size, Lighter Weight
- High Efficiency — 75%
- 2.0" x 4.88" x 13.0"; 3 lbs., 14 oz.
- Made in USA

**POWER-ONE** INC.  
D.C. POWER SUPPLIES

Power One Drive • Camarillo, California 93010 • (805) 484-2806 • TWX 910-336-1297

Circle 204 on reader service card

## College dollars need time to grow.

**Take stock in America.**  
With higher paying U.S. Savings Bonds.



## New products

circuitry heretofore unavailable. Particularly important, notes O'Leary, are programmable logic array devices that have a space-saving advantage of approximately 4:1 over the 4/10 mini.

In the master/slave configuration the 4/10S operates as a peripheral direct-memory-access device for off-loading CPU functions that can run both concurrently with and independently of the host processor, says O'Leary. This degree of independence is an important feature that distinguishes the 4/10S from current multiprocessing architectures that usually share host memory and input/outputs. With "private" memory and I/O, the 4/10S directly addresses its on-board 32 kilobytes and half the host ("public") memory and executes instructions out of either sector. Data or instructions can be moved as a block from public to private memory, according to the marketing executive.

The 4/10S is not intended to function as a stand-alone host computer, he points out. Up to four 4/10S slave computers may be linked with a single host, thereby increasing total system memory in 32-kilobyte increments. It may be reset and interrupted and have slave control service functions performed from the host machine through I/O instructions. An on-board real-time clock can be used for loading and debugging, he says.

CA officials believe the new computer is ideal for such applications as process control and communications, where computer-to-computer interface and parallel processing are important.

Evaluation units of the 4/10S are available immediately, priced at





# We've just built a brand new case for color graphics.

## The new Intecolor 3621.

Desk top computing will never be the same. From Intelligent Systems Corporation, the company that developed color graphics at black and white prices, comes a sophisticated new design that will put dynamic, efficient color at the fingertips of everyone who uses a desk top computer. The Intecolor 3621.

It's an advanced concept that combines all the features one could want in a micro-computer. Color. Graphics. Power.

Reliability. Performance. Style. All in a sleek, compact package. At a price that's irresistible.

Eight brilliant colors speed comprehension and communication on an ample 13" screen. The unit has the capability of displaying 32 lines of 64 ASCII characters, as well as plotting graphics on a 128 x 128 grid. Vector software is built in. As is a 51K mini-disk drive, 16K of user RAM (expandable to 32K) and 16K of Extended Disk BASIC ROM. And a Standard RS232C Terminal Mode allows interfacing with time sharing units.

That's a lot of flexibility. And it's only the beginning.

In fact, the 3621 is just the prelude of the possibilities that will explode into reality when Intecolor's new 3000 series is introduced at the National Computer Conference. Be there when the fireworks go off.



See us at Booth 4806 at the NCC Show in June.

Unretouched photo of screen

ISC SALES REPRESENTATIVES: AL: 205/883-8660, AK: (GA) 404/449-5961, AZ: 602/994-5400, AR: (TX) 214/840-2169, CA: Alhambra 213/281-2280, Goleta 805/964-8751, Irvine 714/557-4460, Los Angeles 213/476-1241, Mountain View 415/964-9300, San Diego 714/292-8525, CO: 303/759-0809, CT: (GA) 404/449-5961, DE: (GA) 404/449-5961, DC: (VA) 703/569-1502, FL: Orlando 305/425-5505, Ft. Lauderdale 305/776-4800, Melbourne 305/723-0766, Tallahassee 904/878-6642, GA: 404/455-1035, HI: 808/524-8633, ID: (UT) 801/973-7969, IL: (No.) 312/564-5440, (So.) (MO) 816/715-3337, IN: (IL) 312/564-5440, IA: (MO) 816/765-3337, KS: (MO) 816/765-3337, KY: 606/273-3771, LA: 504/626-9701, ME: (GA) 404/449-5961, MD: (VA) 703/569-1502, MA: (GA) 404/449-5961, MI: 313/227-7067, MN: 612/822-2119, MS: (AL) 205/883-8660, MO: 816/765-3337, MT: (CO) 303/759-0809, NB: (MO) 816/765-3337, NH: (GA) 404/449-5961, NJ: (GA) 404/449-5961, NV: (AZ) 602/994-5400, NM: 505/292-1212, NY: (GA) 404/449-5961, NC: 919/682-2383, ND: (MN) 612/822-2119, OH: Dayton 513/429-9040, Cleveland 216/464-8113, Columbus 614/436-2051, OK: (TX) 214/840-2169, OR: 503/620-5800, PA: 412/922-5110, RI: (GA) 404/449-5961, SC: 803/798-8070, SD: (MN) 612/822-2119, TN: 615/482-5761, TX: 214/840-2169, El Paso Area/Las Cruces, NM: 505/523-0601, Houston Only 713/780-2511, UT: 801/973-7969, VT: (GA) 404/449-5961, VA: 703/569-1502, WA: 206/455-9180, WV: 412/922-5110, WI: (IL) 312/564-5440, WY: (CO) 303/759-0809, EUROPEAN EXPORT SALES EUROPE: (MA) 617/661-9424, BELGIUM: Brussels 02-242 36-04, FRANCE: Rueil Malmaison 749-40-37, GREECE: Athens 642-1368, ITALY: Roma 805-647-872-457, THE NETHERLANDS: Poeldijk 01749-7640, SPAIN: Barcelona 204 17 43, SWEDEN: Vallingby 08-380-370, SWITZERLAND: Mutschellen 057-54655, UNITED KINGDOM: Bournemouth 0202-293-115, WEST GERMANY: München 089-31881, AUSTRALIA & NEW ZEALAND: Melbourne 543-2077, Meadowbank 808-1444, Cherside 59-6436, Wellington 64-4585, Auckland 876-570, CANADA: Datamex Ltd. (Distributor) Dorval 514/636-9774, Ottawa 613/224-1391, Toronto 416/787-1208, Vancouver 604/684-8625, CENTRAL & SOUTH AMERICA & CARIBBEAN: (GA) 404/394-9663, MEXICO: Monterrey 564-876, FAR EAST: (CA) 213/382-1107, HONG KONG: 5-742211, JAPAN: Tokyo 402-8596, TAIWAN: Taipei 02-7026284, MIDDLE EAST: IRAN: Tehran 891148, ISRAEL: Tel Aviv 266-291, KUWAIT: Kuwait 438 180/1/2, LEBANON: Beirut 22173-260110, SAUDI ARABIA: Jeddah 27790, Riyadh 25083-39/32, UNITED ARAB EMIRATES: Sharjah 24068


For sales and service in other countries contact ISC headquarters in Norcross, GA, U.S.A.



**Intelligent Systems Corp.** □ 5965 Peachtree Corners East □ Norcross, GA 30071 □ Telephone 404-449-5961 □ TWX 810-766-1581

Circle 205 on reader service card





# Store Recorders have made



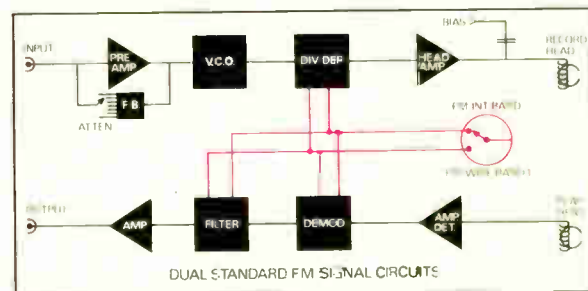
Flip a single switch on a dual standard recorder in the new Racal Store DS range, and you've changed instantly from Intermediate Band to Wideband operation on FM. A single switch that selects either recording standard—without the need to interchange plug-in modules. A single switch changes all the signal channels (four to fourteen) on all seven speeds.

## FM Capability

The Store range of instrumentation recorders, well-researched for use in the scientific, automobile, aerospace and medical fields, now offers an FM capability over the entire band DC to 40 kHz, and up to 300 kHz on Direct Recording.

## Greater Flexibility

And even greater flexibility. Switch any channel to unipolar, and the full dynamic range becomes available to either positive or negative going signals. Switch any channel to offset, and you can record a 100 mV peak-to-peak signal on a 20 V step—without losing any dynamic range.



# We've just built a brand new case for color graphics.

## The new Intecolor 3621.

Desk top computing will never be the same. From Intelligent Systems Corporation, the company that developed color graphics at black and white prices, comes a sophisticated new design that will put dynamic, efficient color at the fingertips of everyone who uses a desk top computer. The Intecolor 3621.

It's an advanced concept that combines all the features one could want in a micro-computer. Color. Graphics. Power.

Reliability. Performance. Style. All in a sleek, compact package. At a price that's irresistible.

Eight brilliant colors speed comprehension and communication on an ample 13" screen. The unit has the capability of displaying 32 lines of 64 ASCII characters, as well as plotting graphics on a 128 x 128 grid. Vector software is built in. As is a 51K mini-disk drive, 16K of user RAM (expandable to 32K) and 16K of Extended Disk BASIC ROM. And a Standard RS232C Terminal Mode allows interfacing with time sharing units.

That's a lot of flexibility. And it's only the beginning.

In fact, the 3621 is just the prelude of the possibilities that will explode into reality when Intecolor's new 3000 series is introduced at the National Computer Conference. Be there when the fireworks go off.



See us at Booth 4806 at the NCC Show in June.

Unretouched photo of screen

ISC SALES REPRESENTATIVES: AL: 205/883-8660, AK: (GA) 404/449-5961, AZ: 602/994-5400, AR: (TX) 214/840-2169, CA: Alhambra 213/281-2280, Goleta 805/964-8751, Irvine 714/557-4460, Los Angeles 213/476-1241, Mountain View 415/964-9300, San Diego 714/292-8525, CO: 303/759-0809, CT: (GA) 404/449-5961, DE: (GA) 404/449-5961, DC: (VA) 703/569-1502, FL: Orlando 305-425-5505, Ft. Lauderdale 305/776-4800, Melbourne 305/723-0766, Tallahassee 904-878-6642, GA: 404/455-1035, HI: 808/524-8633, ID: (UT) 801/973-7969, IL: (No.) 312/564-5440, (So.) (MO) 816/765-3337, IN: IL 312/564-5440, IA: (MO) 816/765-3337, KS: (MO) 816/765-3337, KY: 606/273-3771, LA: 504/626-9701, ME: (GA) 404/449-5961, MD: (VA) 703/569-1502, MA: (GA) 404/449-5961, MI: 313/227-7067, MN: 612/822-2119, MS: (AL) 205/883-8660, MO: 816/765-3337, MT: (CO) 303/759-0809, NB: (MO) 816/765-3337, NH: (GA) 404/449-5961, NJ: (GA) 404/449-5961, NY: (AZ) 602/994-5400, NM: 505/292-1212, NY: (GA) 404/449-5961, NC: 919/662-2383, ND: (MN) 612/822-2119, OH: Dayton 513-429-9040, Cleveland 216/464-8113, Columbus 614/436-2051, OK: (TX) 214/840-2169, OR: 503/620-5800, PA: 412/922-5110, RI: (GA) 404/449-5961, SC: 803/798-8070, SD: (MN) 612/822-2119, TN: 615/482-5761, TX: 214/840-2169, El Paso Area (Las Cruces, NM) 505/523-0601, Houston Only 713/780-2511, UT: 801/973-7969, VT: (GA) 404/449-5961, VA: 703/569-1502, WA: 206/455-9180, WV: 412/922-5110, WI: (IL) 312/564-5440, WY: (CO) 303/759-0809, EUROPEAN EXPORT SALES: EUROPE: (MA) 617/661-9424, BELGIUM: Brussels 02-242 36-04, FRANCE: Rueil Malmaison 749-40-37, GREECE: Athens 642-1366, ITALY: Roma 805-647/872-457, THE NETHERLANDS: Poeldijk 01749-7640, SPAIN: Barcelona 204 17 43, SWEDEN: Vallingby 08-380-370, SWITZERLAND: Mutschellen 057-54655, UNITED KINGDOM: Bournemouth 0202-293-115, WEST GERMANY: München 089-31881, AUSTRALIA & NEW ZEALAND: Melbourne 543-2077, Meadowbank 808-1444, Chermide 59-6436, Wellington 64-4585, Auckland 876-570, CANADA: Datamex, Ltd. (Distributor) Dorval 514/636-9774, Ottawa 613-224-1391, Toronto 416/787-1208, Vancouver 604/684-8625, CENTRAL & SOUTH AMERICA & CARIBBEAN: (GA) 404/394-9603, MEXICO: Monterrey 564-876, FAR EAST: (CA) 213/382-1107, HONG KONG: 5-742211, JAPAN: Tokyo 402-8596, TAIWAN: Taipei 02-7026284, MIDDLE EAST: IRAN: Tehran 891148, ISRAEL: Tel Aviv 266 291, KUWAIT: Kuwait 438 180/1/2, LEBANON: Beirut 221731 26D110, SAUDI ARABIA: Jeddah 27790, Riyadh 25083-39732, UNITED ARAB EMIRATES: Sharjah 24068

For sales and service in other countries contact ISC headquarters in Norcross, GA, U.S.A.



**Intelligent Systems Corp.** □ 5965 Peachtree Corners East □ Norcross, GA 30071 □ Telephone 404-449-5961 □ TWX 810-766-1581

World Radio History

Circle 205 on reader service card



# Yes! There is a Stator Yoke for 110° CRT's!

The Syntronic Datamaster™ 110° stator core yoke will produce clean, clear dot/matrix or stroke-written characters anywhere on a 110° CRT . . . over 6000 of them on a 15" diag. screen.

This is achieved using a precision-tooled ferrite stator core, built-in geometry correction, complementary coil turns distribution, and interlocking components for repeatability in volume production.

If a saddle yoke doesn't do the job . . . evaluate the Datamaster 110° yoke. Ask for Bulletin #033.



Datamaster 110° Stator Yoke

**syntronic**

Syntronic Instruments, Inc.  
100 Industrial Road  
Addison, IL 60101  
Phone: (312) 543-6444

## New products

\$1,990 in single quantity. Volume deliveries of the computer will require 90 days.

Computer Automation Inc., Naked Mini division, 18651 Von Karman, Irvine, Calif. 92714. Phone (714) 883-8830 [405]

**NCC NCC NCC NCC NCC NCC NCC**


## New memories for an old machine

Filling out the lower end of its line of memory systems designed to be used with minicomputers made by Digital Equipment Corp., Mostek Corp. has come up with an add-in memory board for DEC's venerable PDP-8 machines.

The MK8009 will be available in a "quad-wide" version measuring 8.44 by 10.45 in. and a "five-wide" version with dimensions of 8.44 by 13.2 in. Both plug into a standard Omnibus slot. The five-wide version works in conjunction with DEC's KT8A memory management system to reach a maximum capacity of 131,072 12-bit words using two 8009 cards with DEC's PDP-8/A machine, which was brought out in 1974. The quad version works with earlier-generation PDP-8 models E, F, and M to reach the maximum 32,768-word capacity possible with those machines.


Making use of Mostek's MK4116 16,384-bit random-access read/write memory chips, the MK8009 requires only a single 5-v power supply; it generates the other required voltages on-board. The 8009 refreshes itself in synchronism with the PDP-8 memory cycle. Thus, according to Mostek, the memory can run at machine speeds with no degradation due to the need for refreshing.

The primary market for the 8009 boards is expected to be original-





United States Patent Office



## Patent Number 3,280,378.

Termination strength is the key to network reliability —  
patented CTS Anchor Lock™ Terminations  
are the key to strength.

The secret? Our patented process forcefully drives the leads into tapered holes in the substrate, cold forming the lead to the substrate and wedging it tightly in place prior to soldering. Try pulling out a CTS lead; you'll see how much assurance our 5 lb. pull strength gives you. Then try it with a competitive product! You'll see what we mean.

Why risk a loose termination that can alter the resistance value of your network? CTS, and only CTS, can deliver the superior mechanical and electrical reliability qualities of Anchor Lock™ terminations. The same exclusive insertion process applies to both CTS Series 750 SIP and Series 760 DIP style cermet resistor networks.

Reliability has been our key to success. With

more than one billion element hours of extended load life testing, CTS resistors have exhibited a failure rate of only 0.00041%/1,000 hours @ a 95% confidence level. Each SIP and DIP network is 100% value and tolerance tested before shipment.

Ask us about customizing your special network requirements; or choose from 400 standard part numbers available off-the-shelf from authorized CTS distributors.

See for yourself how superior Anchor Lock terminations earned that patent—plus a lot of respect over more than fifteen years of production experience. Ask for your free samples and network catalog. Write CTS of Berne, Inc., 406 Parr Road, Berne, Indiana 46711. Telephone (219) 589-8220.

**CTS CORPORATION**  
ELKHART INDIANA



A world leader in cermet and variable resistor technology.

World Radio History

Circle 207 on reader service card

# **MDB gets your IBM Series/1 together with more than 30 different line printer models, over 100 different terminals (TTY/RS232 type), or wire wrap for your special requirements.**

MDB interfaces provide peripheral variety for the IBM Series/1 computer system. No longer limited to the manufacturer's models, you can select from the almost unlimited peripheral devices available in the minicomputer market. User flexibility is the benefit of MDB interface products.

The MDB Line Printer Controller for IBM Series/1 computers gives total printer capability with no change in system software. Microprocessor controlled, the interface allows maximum data transfer to any printer. The single board module operates in cycle-stealing mode or under Direct Program Control; character code and transfer belt conversion is available to match any printer.

The MDB Serial interface Board provides user flexibility in attachment of the Teletype or equivalent device to the Series/1 computer. This board also permits use of any CRT or similar device through use of RS232 circuitry. The TTY board has RS232, and 422, as well as current loop modes of operation. It is double buffered to minimize data over-run; baud rates of 50 to 19.2K are switch selectable.

Unique interface design requirements are facilitated by the WW72 and WW64 wire wrap boards for Series/1 computers. Up to 72 twenty-pin or 64 sixteen-pin IC posi-

tions are available respectively; numerous other IC size combinations can be developed by the user. These boards include pins in the user wirewrap portion with pads provided for discrete components. The MDB boards can accommodate any .300, .400 or .600 center dual in-line packages; two 40-pin ribbon-cable edge connectors are provided.


MDB interface products always equal or exceed the host manufacturer's specifications and performance for a similar interface. MDB interfaces are completely software transparent to the host computer. MDB products are competitively priced, delivery is 14 days ARO or sooner.

MDB places an unconditional one year warranty on its controllers and tested products. Replacement boards are shipped by air within twenty-four hours of notification. Our service policy is exchange and return.

MDB also supplies peripheral device controllers, GP logic modules, systems modules and communications/terminal modules for DEC PDP-11 and LSI-11\*, Data General and Interdata computers. Product literature kits are complete with pricing.

**MDB** 1995 N. Batavia Street  
Orange, California 92665  
714-998-6900  
**SYSTEMS INC.** TWX: 910-593-1339

\*TM Digital Equipment Corp.



Circle 157 for LSI-11; 208 for PDP-11; 158 for DG; 159 for Interdata; 160 for IBM; 161 for HP

## **New products**

equipment manufacturers who are still buying PDP-8 machines, says Dan Ray, standard products marketing manager in Mostek's memory systems operation. With first deliveries scheduled for July, the quad-wide 8009 in its maximum 32-K configuration is priced at \$1,500 for single units. The largest five-wide unit has a capacity of 64-K words and sells for \$2,100 in singles.

Mostek Corp., 1215 West Crosby Rd., Carrollton, Texas 75006. Phone (214) 242-0444 [408]

**NCC NCC NCC NCC NCC NCC NCC**

## **Tape drive has low cost, high speed**

Priced below \$1,800 in large quantities, a low-profile streaming tape drive is intended for use as a disk backup in small business systems. Its low price is expected to allow it to compete effectively with cartridge, flexible-disk, and removable-hard-disk drives in these applications.

In its high-speed "streaming" mode, the unit's half-inch tape races along at 100 in./s, taking data on the fly in large blocks of up to a full disk at a time. As it does so, the drive automatically inserts industry-standard inter-record gaps onto the tape. In its conventional stop/start mode, it runs at 12.5 in./s.

Compatible with IBM and ANSI standards, the drive writes data in a phase-encoded format at a density of 1,600 bits/in. It has a nominal capacity of 30 megabytes on a single 10.5-in. reel. Thus many disk files may be dumped into the tape drive in a single continuous operation.

Unlike expensive high-speed drives, which are designed for fast stop/start operation, the streaming drive has no need for vacuum columns or conventional tension arms to provide tape buffering. It therefore can handle reels up to 10.5 in. in diameter (inserted horizontally) while occupying only 8.75 in. of vertical rack space. Deliveries are scheduled for early 1980.

Cipher Data Products, 5630 Kearny Mesa Rd., San Diego, Calif. 92111. Phone (714) 279-6550 [409]



# We shaved the metal off wedge base lamps



## to save you time and money

Small, all-glass, wedge base lamps are better than lamps with conventional metal bases. For instance, installation is fast and easy. Just push to put in, pull to remove. No twisting or turning is required.

And GE all-glass wedge base lamps can take more punishment than you might have imagined. Most can be operated at up to 230°C (450°F) instead of the 175°C (350°F) limit of conventional metal-based lamps. With all-glass wedge base lamps, there are no metal bases to corrode.



10mm.

GE wedge base lamps may be used with a wide variety of commercially available sockets, many designed for printed circuit board applications. They are available in some 40 types, ranging from 2.5 to 28 volts. And ranging from .03 to 21 candlepower. They come in three sizes: 6, 10 and 15 mm.

For a free catalog and more data, contact your GE lamp representative. Or write: General Electric, Dept. C-858, Nela Park, Cleveland, Ohio 44112. Or phone (800) 321-7170. In Ohio call (800) 362-2750.

100 Years of Progress for People

GENERAL  ELECTRIC

100 Years of Radio History

Circle 209 on reader service card





# Store Recorders have made



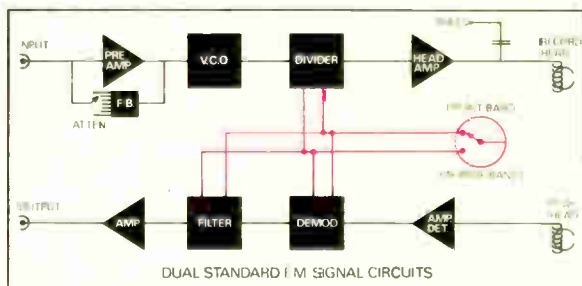
Flip a single switch on a dual standard recorder in the new Racal DS range, and you've changed instantly from Intermediate Band to Wideband operation on FM. A single switch that selects either recording standard – without the need to interchange plug-in modules. A single switch changes all the signal channels (four to fourteen) on all seven speeds.

## FM Capability

The Store range of instrumentation recorders, well-renowned for research in the scientific, automobile, aerospace and medical fields, now offers an FM capability over the entire band DC to 40 kHz, and up to 300 kHz on Direct Recording.

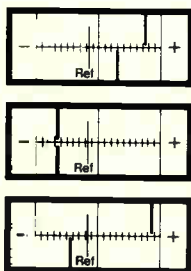
## Greater Flexibility

And even greater flexibility. Switch any channel to unipolar, and the full dynamic range becomes available to either positive or negative going signals. Switch any channel to offset, and you can record a 100 mV peak-to-peak signal on a 20 V step – without losing any dynamic range.





# a quick switch to wideband.



## Proven Success

All these outstanding new advantages have been added to the host of features which have made the existing range such a success—like single switch seven-speed selection, full servo operation, dual peak-indicating meters, full remote control of all functions, portability, and operation from AC or battery power sources.

That's why, by switching to the Racal Recorders' new Store DS range, you can make a quick switch to a whole new wideband world.

Racal Recorders Limited Hardley Industrial Estate,  
Hythe Southampton Hampshire SO4 6ZH England  
Telephone: 0703-843265 Telex: 47600.

Racal Recorders Inc 5 Research Place,  
Rockville Maryland 20850.  
Telephone: (301) 948 3085.

Racal Recorders Inc 1109 West San Bernardino Road,  
Suite 110 Covina California 91722  
Telephone: (213) 967 2869.



**Racal Recorders** Always on the right track

**RACAL**

Electronics / May 24, 1979

Circle 211 on reader service card

211





**WANTED**



**"DEADWOOD"  
CHIP.**

~ FOR CONSISTENT PROLONGED USE...  
~ BUILT TO LAST...  
~ 1937

**WANTED**



**LUKE (SHORT)  
CAPACITOR.**

~ BORN IN THE MOUNTAIN STATES...  
~ DEAD OR ALIVE...  
~ 1938

SILVER COUNTY - CALIFORNIA

**The real  
reward is  
long-term  
savings in  
PCB  
testing.**



Fairchild component test systems have paid big rewards in the world of LSI testing. Now Fairchild gives you the same rewards in production testing and field testing of printed circuit boards.

You'll be rewarded with a broad range of flexible, compatible hardware and software to help meet your present test needs and anticipate future requirements. You'll get higher yield of good boards. And you'll get fast, precise fault isolation to help reduce board repair costs.

Our Faultfinder FF202 is a low-cost, self-programming automatic tester that's faster and more versatile than visual/manual probe testing for isolating shorts and opens on bare boards and loaded PCBs. It uses in-circuit test techniques for PCB prescreening. The same techniques are used in our computer-controlled Faultfinder FF101C and FF303, and in our Testline AFIT 4000 production test systems to give you maximum software and hardware compatibility. And each system is designed to give you 90% plus yields in testing the most complex analog, hybrid and digital boards.

Software compatibility in the Testline AFIT systems extends to the repair depot, with the AFIT 3000A, and into field service with the portable AFIT 1000 and 1500.

You're rewarded with cost savings in fixturing, too, with Fairchild's Thinline® Vacuum Fixture System. It's transformed the bed-of-nails into a multi-option test interface that lets you build inexpensive do-it-yourself fixtures on site, or utilize universal fixture components that can save you more than 40% on conventional fixturing costs.

At Fairchild, we've learned the importance of making flexible test systems to meet your present needs and adapt readily to future requirements. And we've learned the importance of fast, dependable service and support for every customer everywhere in the world. These are the things we do to reward you with long-term savings in production testing.

Find out how big your reward will be. Give us a call, or write:  
Fairchild Test Systems Group,  
Subassembly Test Systems Division,  
15 Avis Drive, Latham,  
New York 12110  
(518) 783-3600



**FAIRCHILD**

**Test Systems Group**

**The  
First Family  
of ATE**

Circle 213 on reader service card

# NEC gets serious about CMOS RAMs.

---

## Introducing the $\mu$ PD444/6514

Our new 1K x 4 CMOS RAM, the  $\mu$ PD444/6514, offers pin for pin compatibility with our industry-standard NMOS  $\mu$ PD2114L. So whether your memory requirements call for low standby power down to 0.065  $\mu$ W, or high speed applications down to 150 ns, or a combination of both, NEC has exactly the part you need.

With our unique short channel length CMOS technology, we've designed the  $\mu$ PD444/6514 to provide access and cycle times as low as 200 ns in the industry standard 300 mil wide 18-pin package. Like the  $\mu$ PD2114L, it's manufactured on four-inch wafers — for low cost and high volume production. And the  $\mu$ PD444/6514 will operate in a fully static or asynchronous mode.

The  $\mu$ PD444/6514 is the latest

---

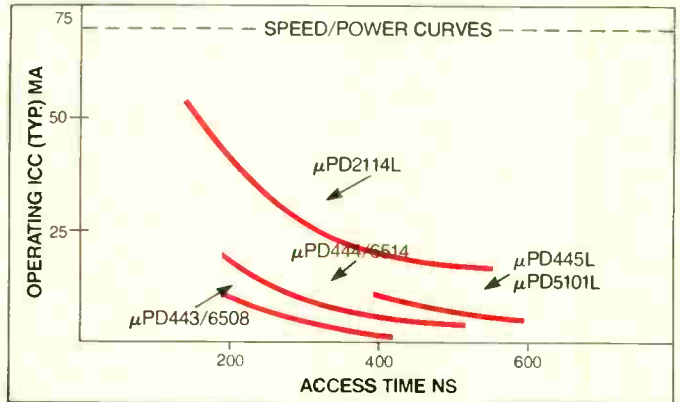


addition to our growing line of CMOS RAMs—a line that includes a 20-pin 4K RAM ( $\mu$ PD 445L), a 22-pin 1K RAM ( $\mu$ PD5101L), and an 18-pin 1K RAM ( $\mu$ PD443/6508). And besides depth in products, we offer depth in support—including engineers available to help with specific application problems, plus complete documentation, testing, and special selection. Our 1979 product catalog contains full details on our complete line of memories, plus our 8-bit and 4-bit microprocessors and peripherals.

If you are in North America, you may obtain a copy by attaching your business card or letterhead stationery to this page and sending it to:

NEC Microcomputers, Inc., 173 Worcester St., Wellesley MA 02181.

# Next time, think NEC.



PART NUMBER	ACCESS TIME	OP POWER (TYP)	NO. PINS	STANDBY POWER (TYP)	LOW V <sub>CC</sub> POWER (TYP)
$\mu$ PD444/6514C	450 ns	45 mW	18	.065 $\mu$ W	.022 $\mu$ W
$\mu$ PD444/6514C-1	300 ns	60 mW	18	.065 $\mu$ W	.022 $\mu$ W
$\mu$ PD444/6514C-2	250 ns	75 mW	18	.065 $\mu$ W	.022 $\mu$ W
$\mu$ PD444/6514C-3	200 ns	95 mW	18	.065 $\mu$ W	.022 $\mu$ W
$\mu$ PD445LC	650 ns	45 mW	20	100 $\mu$ W	1 $\mu$ W
$\mu$ PD445LC-1	450 ns	75 mW	20	100 $\mu$ W	1 $\mu$ W
$\mu$ PD5101LC	650 ns	45 mW	22	1 $\mu$ W	.016 $\mu$ W
$\mu$ PD5101LC-1	450 ns	75 mW	22	1 $\mu$ W	.016 $\mu$ W
$\mu$ PD443/6508C/D	450 ns	25 mW	16	5 $\mu$ W	3 $\mu$ W
$\mu$ PD443/6508C/D-1	300 ns	45 mW	16	5 $\mu$ W	3 $\mu$ W

# NEC

## NEC Microcomputers, Inc.

WESTERN REGION OFFICE: Orange, CA at (714) 633-2980; EASTERN REGION OFFICE: Melville, NY at (516) 293-5660; MIDWESTERN REGION OFFICE: Des Plaines, IL at (312) 298-7081.

REPS: Action Unlimited, Arlington, TX, Spring, TX; Burton-Medley Associates, Grandview, MO; Cerco, San Diego, CA; Contact Sales, Inc., Burlington, MA; D/Z Associates, Inc., Denver, CO; Electronic Innovators, Inc., Minneapolis, MN; Eltron, Phoenix, AZ; HLM Assoc., Torrington, CT; Northport, NY; Parsippany, NJ; Imtech, Inc., Cleveland, OH, Dayton, OH; Kaytronics Limited, Ville St. Pierre, Quebec, Downsview, Ontario, Surrey, British Columbia; L & M Associates, Pikesville, MD, Montpelier, VA; Harry Nash Associates, Willow Grove, PA; R.C. Nordstrom & Company, Lathrup Village, MI; Nycom, Inc., East Syracuse, NY; Perrott Associates, Inc., Fort Lauderdale, FL, Clearwater, FL, Orlando, FL; Santana Sales, Costa Mesa, CA; Stone Component Sales, Waltham, MA; Technology Sales, Inc., Palatine, IL; Trident Associates, Inc., Sunnyvale, CA; Tri-Tronix, Albuquerque, NM; Tri-Tronix, Mercer Island, WA; 20th Century Marketing, Inc., Huntsville, AL, Knoxville, TN; Wolff's Sales Service Company, Raleigh, NC.

DISTRIBUTORS: Almo Electronics Corp., Philadelphia, PA, Baltimore, MD; Bell Industries, Bellevue, WA; Century Electronics, Albuquerque, NM, Wheatridge, CO, Salt Lake City, UT; Norman Davis Electronics, South Euclid, OH; Diplomat/Westland, Inc., Sunnyvale, CA; Diplomat/Southland, Inc., Clearwater, FL; Diplomat/Lakeland, Inc., Elk Grove Village, IL; Diplomat/IPC of Mass., Chicopee Falls, MA; Diplomat, Holliston, MA; Diplomat/Northland, Inc., Farmington, MI; Diplomat/Electro-Com Corp., Minneapolis, MN; Diplomat/St. Louis, Inc., St. Louis, MO; Diplomat/IPC Corp., Totowa, NJ, Mt. Laurel, NJ; Diplomat Electronics Corp., Woodbury, NY; Diplomat/Alta-Land, Inc., Salt Lake City, UT; Future Electronics Corp., Montreal, Quebec, Downsview, Ontario, Ottawa, Ontario, Natick, MA; Hughes-Peters, Inc., Cincinnati, OH, Columbus, OH; Intermark Electronics, Sunnyvale, CA, Santa Ana, CA, San Diego, CA; KA Electronics, Dallas, TX; Kent Electronics, Houston, TX; G.S. Marshall, Sunnyvale, CA, Canoga Park, CA, El Monte, CA, San Diego, CA, Phoenix, AZ; Milgray Electronics, Inc., Freeport, NY, Orange, CT; Reptron Electronics, Inc., Livonia, MI, Columbus, OH; Resco/Raleigh, Raleigh, NC; Semiconductor Specialists, Inc., Chicago, IL, Burlington, MA, Farmington, MI, Minneapolis, MN, Hazelwood, MO, Pittsburgh, PA, Dallas, TX, Milwaukee, WI; Sterling Electronics, Phoenix, AZ, Santa Clara, CA, San Diego, CA, N. Hollywood, CA, Baton Rouge, LA, Waltham, MA, Albuquerque, NM, Dallas, TX, Houston, TX, Tukwila, WA; Summit Distributors, Inc., Buffalo, NY; Summit Elec. of Roch., Inc., Rochester, NY; Technico, Inc., Columbia, MD, Roanoke, VA; Western Microtechnology Sales, Cupertino, CA.



# Three SHINING examples of CHERRY ingenuity



**New:** Lighted Thumbwheel and Pushwheel switches that do more than just put a little light on the subject.

Thumb a wheel or push a button. Either way you get incandescent lighted readout... *plus* electrical output in your choice of dozens of codes... *plus* your choice of sizes that should (and will!) fit your every application. What sizes? Take your pick:

**T75** standard size thumbwheel. Front mount design with from 2 to 16 positions. Measures 1.300" high with .394" wide modules.

**T20** miniature size thumbwheel. It's a back mount design, comes in from 2 to 16 positions and measures just 1.150" high with .500" wide modules.

**T56** sub-miniature pushwheel rotary switch. Wheel indexing is controlled by two plungers—one above (−) and one below (+) the lighted legend to control up/down counting. Front mount, requires no hardware to gang. Just snap into panel cutout. Measures a small .945" high with .300" wide modules.

Next time you need a light, turn it on with a Cherry thumbwheel or pushwheel

switch. If you *don't* need light, ask Cherry, too. We'll tell you about our unlighted thumbwheels... leverwheels... and pushwheels in sizes from industrial to sub-sub-miniature. With your choice of mountings, terminations, colors, finishes and legends. In dustproof versions, pre-assembled gangs and more.

**Get our complete catalog that tells all about our lighted thumbwheel and pushwheel switches... plus all the other multi-position switch examples of Cherry ingenuity. Just call... write... or TWX for your free copy.**

## CHERRY THUMBWHEELS

CHERRY ELECTRICAL PRODUCTS CORP. 3608 Sunset Avenue, Waukegan, IL 60085 • 312/689-7700 • TWX 912/235-1572

See Us At NCC '79/NYC June 4-7, Cherry Booths 1022-1024

World Radio History

Circle 216 on reader service card

# Logic analyzer has 48 channels

50-MHz state and timing unit with independent 16-channel blocks can handle three clock rates and two mnemonic sets at one time

by John Gosch, Frankfurt bureau manager

As microprocessor-based equipment becomes more complex, logic analyzers need larger numbers of channels to cope with its increasing numbers of ports, peripherals, and interface circuits. This need is becoming all the more pressing now that 16-bit processors are being widely accepted and applied.

A small West German firm, Dolch Logic Instruments GmbH (DLI), has therefore built a logic analyzer with 48 input channels, enabling it to handle "all popular 16-bit central processing units with up to 23 address lines, 16 data lines, and a number of control and status lines," says Volker Dolch, head of the instrument's design team and president of the 25-man company in Heusenstamm, near Frankfurt.

Billed as the most flexible logic analyzer available today, the LAM4850 succeeds DLI's 8-, 16-, and 32-channel analyzers—an equipment program that has helped the company capture some 20% of Europe's logic analyzer market. Characterizing the 50-MHz machine as a third-generation instrument, Dolch points out that it is a stand-alone system with a built-in microprocessor-controlled display device—specifically, a raster-scanned cathode-ray tube.

**Three in one.** Built around a Z80 microprocessor, which controls trace specifications and display formats, the LAM4850 consists of three independent 16-channel analyzer blocks. These may be configured to provide as many as seven different parallel and serial recording modes.

Using three memory blocks, each consisting of 16 channels with a depth of 1,024 bits per channel, the


instrument can sample at three different clock rates simultaneously. This capability, which Dolch believes to be unique to the LAM4850, makes the instrument particularly well suited for analyzing distributed multiprocessor systems.

The instrument can simultaneously record synchronous logic-state information as well as asynchronous logic-timing signals. This, Dolch declares, should come in handy in complex digital system analysis. The unit's ability to sample asynchronous timing signals with clock rates up to 50 MHz and to catch glitches as short as 5 nanoseconds in duration makes it "a powerful tool in the

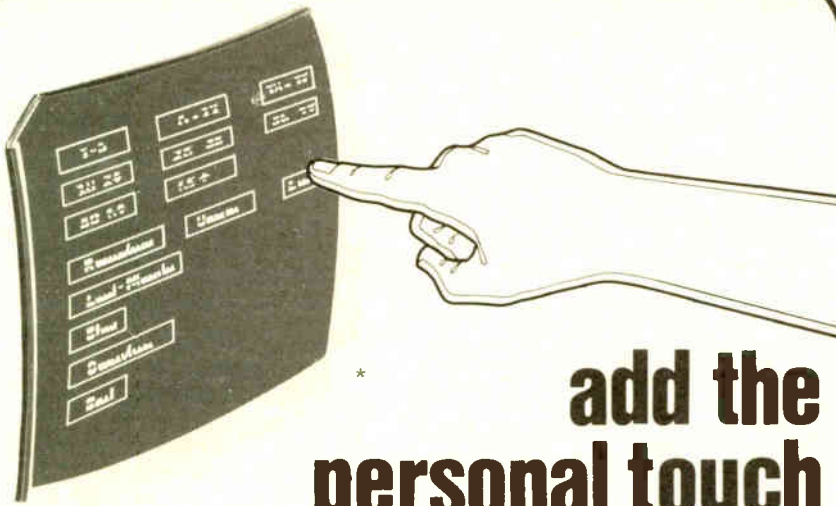
logic-timing domain," he adds.

When used as a logic-state analyzer, the LAM4850 can display data in standard codes, such as binary, octal, hexadecimal, and ASCII, as well as in two optional firmware codes. Disassembler software options can provide mnemonic displays of most popular microprocessor op codes. Since there are two independent firmware options, the instrument can display two different mnemonic listings at the same time.

**Sophisticated triggering.** A key feature of the LAM4850 is four-level sequential triggering. Specified in a trigger menu displayed on the CRT screen, a sequence of four trig-



## New products



# add the personal touch to your terminal or CRT system

The true Touch Screen has finally become a reality—no more light pens or cumbersome input devices, just touch the screen with a finger to access data.

Consisting of a glass screen and a separate controller board,\*\* the Touch Screen "Digitizer" can easily be incorporated in your terminal or CRT system during the manufacturing process. It provides a new dimension in man/machine interaction, and it provides your system with greater operational simplicity and flexibility.

As to special features—here are just a few!

- Operator uses a finger to select data directly on the display
- No operator training required
- Fewer operator errors—the operator's eyes never leave the screen
- Extremely high stability, resolution, and reliability
- Screen matches the curvature of many CRT's
- Eliminates the keyboard in many data retrieval applications

Touch base with us about improving the competitive edge of your terminal and CRT system. And why not also inquire about our extensive line of Display Monitors.

\*Shaded area indicates location of electronics (covers removed) \*\*Optional

**TSD** TSD DISPLAY PRODUCTS, INC.

Sales/Service  
35 Orville Drive • Bohemia, New York 11716/Tel. 516-589-6652 • Telex 14-4659

Manufacturing  
302 Legget Drive • Kanata, Ontario K2K 1Y5, Canada/Tel. 613-592-1774

"SEE US AT NCC—Booth 4624"  
Circle 218 on reader service card

## Now Available: 1979 EBG!

Completely new listings of catalogs, new phone numbers, new addresses, new manufacturers, sales reps, and distributors! The total market in a book—four directories in one!

**To insure prompt delivery  
enclose your check with the  
coupon now.**



Electronics Buyers' Guide  
1221 Ave. of the Americas  
New York, N.Y. 10020

Yes, please send me \_\_\_\_\_ copy(ies) of 1979 EBG  
I've enclosed  \$52 per copy.

Full money-back guarantee if returned in 10 days

Name \_\_\_\_\_  
Company \_\_\_\_\_  
Street \_\_\_\_\_  
City \_\_\_\_\_ Country \_\_\_\_\_

ger words, each containing 48 bits, may be set up in a "then" or "then not" algorithm to define complex nested loops. Another feature is window triggering, which allows the definition of limits within a 48-bit data stream and the specification of any section in which a trigger sequence of two successive events may occur.

Still another feature, one that Dolch calls a "trigger space monitor," makes complex sequential triggering more transparent to the user. It uses a dynamic counter display, which is part of the trigger menu, whenever a trigger search is in progress. The monitor keeps track of the sequential trigger conditions at all times and can thus be used to maintain a check on complex programs without resorting to the instrument's data-recording facility.

The LAM4850 is simple to operate, Dolch says. Extensive use of comment and range lines displayed on the screen makes the set-up procedure a self-teaching process. Expandable by factors of 10 and 20, the display provides a timing diagram of 16 channels and presents software notations and menus for trace specifications and formats as well as address and sequence information.

The instrument uses active-probe input pods, each with eight lines. Since they present a capacitive load of less than 5 pF at their tips, the probes have virtually no effect on the circuit under test. Four different threshold voltages, programmable from -10 v to +10 v, are simultaneously available.

Interfacing the LAM4850 with peripherals is by means of an optional IEEE-488 bus interface. A standard RS-232-C interface allows direct access to the internal memories for hard-copy printout or remote reference memory loading.


The LAM4850 will be available in both Europe and the U.S. next month. Its \$9,850 price includes seven active probes.

Kontron Electronic Inc., 700 South Claremont St., San Mateo, Calif. 94402. Phone (415) 348-7291.

Dolch Logic Instruments GmbH, 6056 Heusenstamm, Ottostr. 25, West Germany [338]



Technological leadership.



## GA 16/110, 220 add-in. Another fully-compatible memory from Motorola. Now.

The MMS1600. It's Motorola's hardware- and software-compatible add-in for users of General Automation's 16/110 and 220.

So good it's warranted for a full year. You get that rare combination of high performance and low cost with the assurance of quality. It's the add-in GA system users have been wanting but probably couldn't get.

The MMS1600 has the speed you look for, with a fast 400 ns maximum read access time and a minimum cycle time of just 450 ns. The low typical power consumption of 0.9 A and a worst-case drain of only 1.6 A @ +5 V make it a great system power saver. And, there's nothing like the extra 5° in the wide 0°C to 55°C operating temperature range for providing a cushion of reliability.

Four board configurations provide excellent design flexibility. Choose between the basic 32K-word × 16 and 16K-word × 16 sizes, or use either of the 32K-word × 18 and 16K-word × 18 parity option versions.

Small (1-9) quantity prices are low at \$1350 for the 16K-word × 16 and just \$1800 for the

32K-word × 16 memory. Yes, OEM discounts are available. Get the MMS1600 off-the-factory-shelf, now.

### LSI-11\*, PDP-11\* add-ins for DEC\* users.

The MMS1102 provides 32K of LSI-11 series-compatible high-performance memory, with on-board parity generation and internally distributed refresh. It decodes a full 18-bit address, making it ideal for the new LSI-11/23.

The high-speed MMS1117 supplies up to 64K of fully-compatible memory for most PDP-11 models, including the 11/60, 11/34, and 11/04.

### Call (512) 928-6776.

For immediate Motorola memory system price and delivery information, call (512) 928-6776 or your Motorola sales office. For an MMS1600 data sheet, write to Motorola Semiconductor Products Inc., P.O. Box 20912, Phoenix, AZ 85036, or circle the reader service number.

Motorola memories are available now for systems everywhere. Leading edge storage is but one of the many technologies in which Motorola is serving the designers of


Innovative systems  
through silicon.



**MOTOROLA INC.**

\*Trademark of Digital Equipment Corporation.

**POWER  
TO THE  
PROGRAMMER.**



# INTRODUCING A POTENT TEST PROGRAMMING COMBINATION FOR LSI BOARDS.

You shall overcome.

The once insoluble test programming problems presented by LSI boards are problems no more.

Because Teradyne has combined LASAR, our most powerful test program generation software, with an awesome piece of hardware. A DEC VAX 11/780 computer.

Result: unprecedented programming power to generate higher quality board test programs faster than any system in the world.

You can use this new-found power to achieve formerly unattainable levels of productivity with Teradyne's L135 or any other board test system.

## **POWER HAS ITS REWARDS.**

Teradyne's programming power offers some powerful benefits.

For starters, the VAX/LASAR combination can minimize your startup time. Enabling you to test and ship your product in short order.

Since even complex LSI programs can now be generated quickly, you can use your most important resource (your engineers) more efficiently.

And because VAX and LASAR provides a more thorough test program, you get more complete testing at the board test stage. System test yields, therefore, will climb to new heights.

## **LASAR<sup>®</sup> AND VAX.**

Sounds like the cast of "Star Wars," but this is no fantasy.

LASAR is an extensive software system capable of slashing the total time it takes to test pro-

gram complex digital PC boards. Particularly LSI.

LASAR excels at revealing formerly hidden testability problems. Moreover, its automatic program generation can cope with much of the most difficult circuitry an engineer faces.

Then there's VAX. The first affordable computer with sufficient power to utilize the LASAR software's full capability.

Made by DEC, the VAX 11/780 is technically a minicomputer. However, its 32-bit architecture gives it the kind of computing power normally available from only large mainframe systems.

Together, VAX and LASAR can handle boards with up to 100,000 gates. As many as 25 programmers can be kept busily at work. Immediate program verification and Teradyne's extensive LSI modelling library are two additional benefits.

And for the first time, your costs for all this programming power become fixed and predictable.

LASAR and VAX add unequalled programming power to the already formidable test capabilities of Teradyne's L135 Board Test System. Power to make the L135 even more productive.

That's something you should learn more about. Because productivity is the bottom line.

Contact your local Teradyne Sales Office at the number listed below.

## **PRODUCTIVITY IS THE BOTTOM LINE.**

BOSTON (617) 969-6300 / CHICAGO (312) 298-8610 / LOS ANGELES (714) 979-4590  
LONDON 932-51431 / MUNICH 089-335061 / PARIS 073-1698 / TOKYO (03) 406-4021

# TERADYNE



# VAX Performance. Ask any user.

**"VAX simply ran over the competition. In cost/productivity ratios, nothing even came close."**

*Lou Crain, Mgr. of Software Products  
Prototype Development Associates  
Santa Ana, California*

PDA is an employee-owned engineering concern whose business ranges from fundamental research in structural analysis to the manufacture of critical aerospace components.

The VAX-11/780 is PDA's first in-house computer. Lou Crain, Manager of Software Products, tells us, "We've been doing all our computing through utilities using CDC 6600, Cyber 74 and Univac 1108 mainframes. The key elements in our decision to acquire the VAX-11/780 were cost and capability — compared to service bureaus, mainframes and competitive minis."

From the standpoint of capability, PDA considered traditional superminis like the Data General Eclipse and the Prime 400 and 500 series, plus a used 1108 mainframe. Lou Crain says, "Our benchmark showed VAX to be very powerful against the competition — up to a 2:1 performance advantage over both the Eclipse and the 1108."

"After installation," Crain concludes, "VAX has lived up to our expectations and has performed impressively. It's resulted in better

products for our customers, as well as improved cost-effectiveness. Having our own interactive capability in-house has meant an increase in engineering productivity of up to 300%."

**"VAX turns out to be twice the machine for the same amount of money."**

*Roger Vossler,  
Section Manager and Systems Engineer  
TRW Defense and Space Systems Group  
Redondo Beach, California*

Sensor data processing and distributed processing systems in support of real-time embedded applications are among the specialties of TRW's Defense and Space Systems Group.



To find the right computer, TRW continues to evaluate numerous machines — including Digital's VAX-11/780. They've also conducted numerous FORTRAN and PASCAL benchmarks.

In every test, VAX stands out as a clear winner.

Roger Vossler, Section Manager and Systems Engineer, says, "VAX is one of the best implementations we've seen of a successful integrated hardware and software system."

Since TRW's sensor data processing applications require enormous memories — over a million bytes to store a single image, for example — VAX's true 32-bit address space is vitally important. In addition, says Vossler, "VAX's I/O bandwidth capabilities are extremely important for effectively moving large quantities of real-time data at very high data rates."

Because TRW already had an investment in Digital technology, Vossler is particularly impressed with the relative ease of moving PDP-11 series programs onto VAX.

"But," says Vossler, "Even if I were starting all over again — without our Digital experience — I would still pick VAX, on the basis of its architecture, both hardware and software, and its impressive performance."

## "Implementation was faster on VAX than on 25 other machines."

*Brian Ford, Director  
Numerical Algorithms Group  
Oxford, England/  
Downers Grove, Illinois*

The Numerical Algorithms Group develops and maintains mathematical and statistical software libraries for customers in industry, science and academia.



Before VAX, NAG had implemented their complex Mark 6 Library on 25 major machines, including the Burroughs 6700, CDC 7600, Univac 1100, and the IBM 370. The average implementation time was 13 man-weeks.

VAX took five.

In Dr. Ford's words, "A successful implementation requires the correct functioning of the 345 library routines to a prescribed accuracy and efficiency in execution of NAG's suite of 620 test programs. Whilst the activity is a significant examination of a machine's conformity to the ANSI standard of the FORTRAN compiler, its main technical features are file creation, file comparison, file manipulation and file maintenance."

And implementation performance was just the start. Dr. Ford comments on VAX's impressive record of reliability after the program was up and running: "No problems were encountered in the VAX/VMS software even though approximately 3000 files were being handled. The operational availability time for the machine was close to 100%, an outstanding statistic for new hardware and a new operating system.

"VAX," Dr. Ford concludes, "is an implementor's dream."

Digital's VAX-11/780 has re-defined the level of performance you can expect from computers in its price range.

If your application requires large number crunching capability, high floating point accuracy, or lots of high-speed real-time calculations, there is simply no better system.

But don't take our word for it. Send for our new brochure. And listen to our customers.

- Please send me the new "VAX—Ask Any User" brochure and detailed Technical Summary.  
 Please contact me.

Name \_\_\_\_\_ Title \_\_\_\_\_

Company \_\_\_\_\_

Address \_\_\_\_\_

City \_\_\_\_\_ State \_\_\_\_\_ Zip \_\_\_\_\_

Phone \_\_\_\_\_

My application is:  Education  Medical  Laboratory  
 Engineering  Government  Resale  Other

Send to: Digital Equipment Corporation, 146 Main Street, Maynard, MA 01754, Attn: Communication Services, NR-2/2, Tel. 617-481-9511, ext. 6885.

Digital Equipment Corporation International, 12 av. des Morgines, 1213 Petit-Lancy, Geneva, Switzerland  
In Canada: Digital Equipment of Canada, Ltd.

N5-24- 9

**digital**



# bel delay lines

- Digital
- Programmable
- DIP

TTL DTL Compatible

## BEL FUSE INC.

203E Van Vorst St. Jersey City N.J.  
07302 (201) 432-0463  
TWX 710-730-5301

Circle 224 on reader service card

## WHEN YOU NEED DEC . . .

### TERMINALS

- VT-100
- LA36
- LA120
- LA180

### PDP11/03 SYSTEMS

### LSI/11 MODULES

Demand . . . Delivery  
Demand . . . Discounts  
Demand . . . UNITRONIX

 **UNITRONIX**  
CORPORATION

(201) 874-8500

198 Route 206 ■ Somerville, NJ 08876  
TELEX: 833184

## New products

### Industrial

## Angle encoder sells for \$200

Absolute potentiometer unit  
with external a-d converter  
covers full 360° rotation

The increasing use of microprocessors in control systems is generating an ever bigger demand for shaft-angle encoders, particularly for absolute types that are less prone to error than are incremental versions. Their major drawback, however, is a fairly high price, which hardly complements the declining price trend for microprocessors.

Now, however, a West German electronics firm has broken through the price barrier with an absolute encoder that will sell for up to 80% less than competitive devices with comparable resolution and accuracy. For example, one unit with 12-bit resolution and 10-bit absolute accuracy will sell for about \$200. That, the firm says, compares with roughly \$1,000 for similarly rated optical encoders now on the market.

Developed at Novotechnik KG, an 80-person company in Ostfildern, near Stuttgart, the new encoder will be on the market in the U. S. and elsewhere early this summer. Besides

being inexpensive, the device is microprocessor-compatible and is highly reliable. Typical applications are in rotary antenna systems, machine-tool coarse/fine controls, and analog and digital angular-position displays.

**Full circle.** "The key to the low price is the encoder's novel design," says Ernst Gass, Novotechnik's president. The device uses a comolded conductive-plastic potentiometer that operates continuously over 360°. Its output is processed into an uninterrupted sawtooth voltage, which is applied to a separate analog-to-digital converter. For ease in interfacing with microcomputer systems, the digital output is binary, rather than the more common binary-coded decimal or Gray code. The new device is claimed to be the first potentiometer-based absolute digital full-360° shaft encoder. It does without the conventional encoders' expensive coding disk as well as the slide contacts, light source assembly, or magnetic reading head found on brush-type, optical, or magnetic encoders used today.

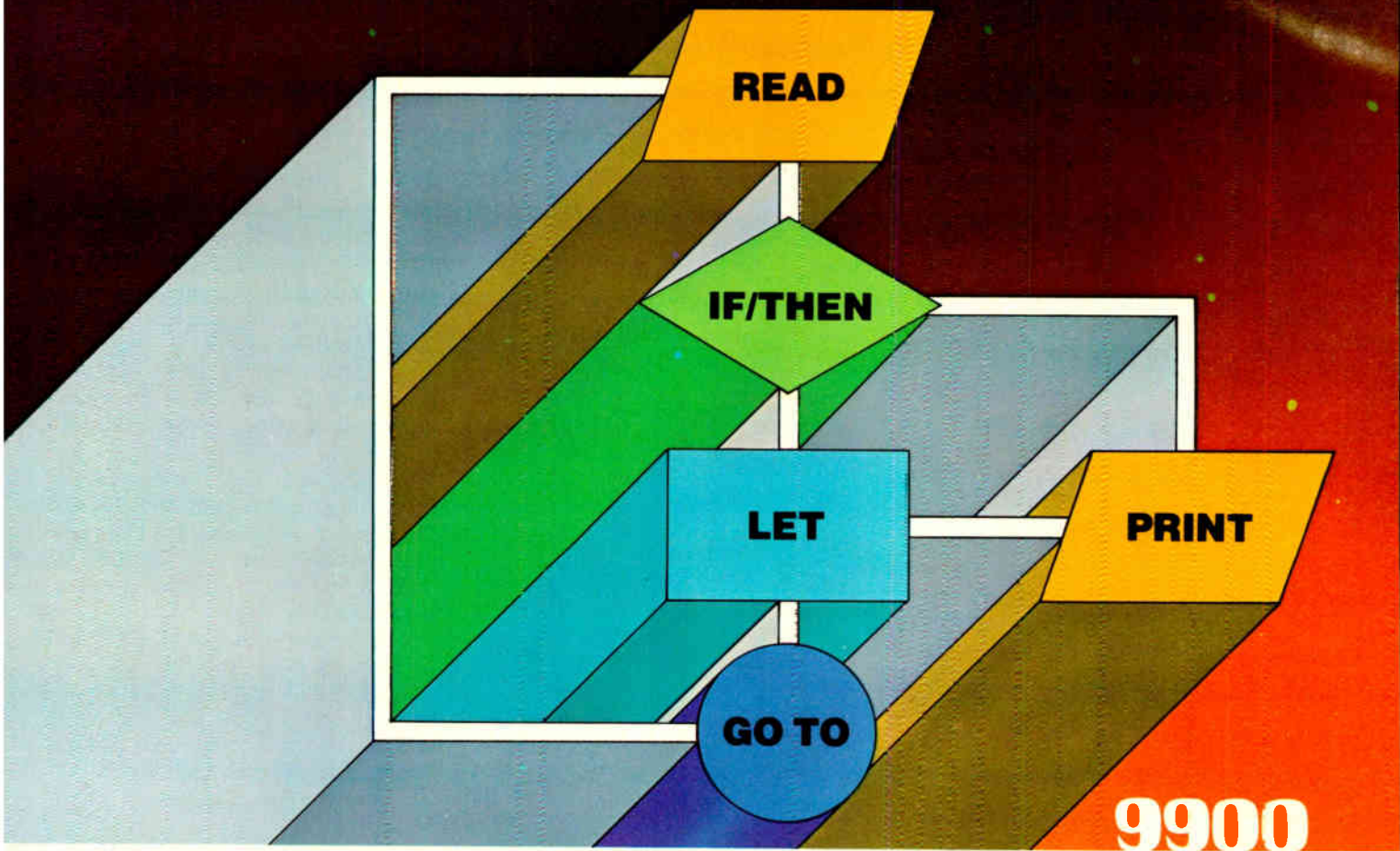
Novotechnik will initially come out with two basic versions of the encoder: one for operation over 360° and the other over 2,880°, the latter corresponding to eight revolutions. Their potentiometer and hybrid sawtooth-voltage processing circuitry, both in a common housing (see photo), connect directly to the external a-d converter. Early next year the firm will offer encoders with the converter built in, Gass says.

The 360° versions have a resolution of 12 bits and come with an absolute-accuracy rating of either 10 bits or 11 bits. Designated the AW360ZE/10 and AW360ZE/11, they will sell for about \$200 and \$250, respectively. The 2,880° versions sport a 15-bit resolution and come with absolute-accuracy ratings of either 13 or 14 bits. Designated the AW8-360ZE/13 and AW8-360ZE/14, these will sell for about \$350 and \$400, respectively.

(The 2,880° types have two pots. When pot 1 has made a complete revolution, pot 2 has covered 45°. With each additional revolution of







# POWER BASIC

## TI's fast new language for industry. So easy you already understand it.

As readily as you read this ad, you can use POWER BASIC language. It's the nearest to English of any high-level language. Simple. Versatile. Low cost. Fast.

Developed by TI for the 990/9900 Family. POWER BASIC products are designed for those in industry who need the benefits of microprocessors but want to by-pass the difficulties of programming in assembly language.

### Fast, flexible industrial control

POWER BASIC language achieves a speed of execution and offers features ideally suited to industrial control needs: 11-digit accuracy • 24 hour time-of-day clock • Elapsed time measurements down to 1/25th of a second • Interrupt capabilities • EPROM programming • String

manipulation capabilities • 3-letter variables • User-oriented editor for program changes without rewriting entire program • Direct call of assembly language routines • Configurator for reduced memory overhead.

### Pick the package you need

Three POWER BASIC versions let you select the capability and cost best suited to your application. All versions make TI's 990/9900 Family even easier to use. Choose from:

- **Evaluation POWER BASIC**—8K bytes of memory in four Solid-State Software™ ROMs. For single microcomputer module evaluation of POWER BASIC language.
- **Development POWER BASIC**—12K bytes of memory in six Solid-State Software ROMs. For medium to large-size applica-

tions. Provides full capability to design, develop and debug POWER BASIC programs—plus EPROM programming.

- **Configurable POWER BASIC**—Floppy diskette package provides a configurator which reduces programs to minimal memory by eliminating the portions of BASIC overhead not required by your target system.

For an easy-to-understand Reference Guide on the language you can write after an hour's instruction, call your nearest TI field sales office or authorized distributor. Or write Texas Instruments Incorporated, P.O. Box 1443, M/S 6404, Houston, Texas 77001.

**TEXAS INSTRUMENTS  
MOVING AHEAD  
IN MICROELECTRONICS**



**TEXAS INSTRUMENTS**

INCORPORATED  
World Radio History

Circle 225 on reader service card

85579

# for the discriminating collector



Our first edition model 2283-F monolithic crystal discriminator is a true classic. At 10.7 MHz, you can get 1% total harmonic distortion and up to 800mV of recovered audio when used with CA 3089E quadrature detector. Model 2378F offers the same at 21.4 MHz. If you are a collector of specifications, write for our data sheets.

The standard in monolithic crystal filters.

WE WROTE THE BOOK.

# Pi

Piezo Technology Inc.

2525 Shader Rd., Orlando, FL 32804  
(305) 298-2000

Circle 226 on reader service card

## RADIATION COUNTERS

for registration of

- alpha radiation
- beta radiation
- gamma radiation
- X-rays
- cosmic rays
- neutrons

Exporter:

V/O TECHSNABEXPORT  
32/34 Smolenskaya-Sennaya,  
121200 Moscow, USSR  
Tel. 244-32-85 · Telex 7628



 Techsnabexport

226

Circle 460 on reader service card

## New products

pot 1, pot 2 advances another 45°. This continues until pot 2 has made one complete revolution. Then pot 1 has covered 2,880°.)

The Novotechnik-designed potentiometer exhibits a remarkable set of performance characteristics. Its operating life, said to be five times longer than that of other pots, is guaranteed at about 50 million revolutions at a wiper speed of 1,500 revolutions/min. The maximum wiper speed and acceleration values check in at 6,000 rpm and 50,000 radians/s<sup>2</sup>, respectively. The pot nonlinearity ratings are as low as 0.025% and those for resolution as low as 0.007%.

The encoder uses the AD574 from Analog Devices Inc. as its a-d converter. This hybrid 25- $\mu$ s 12-bit successive-approximation converter is microprocessor-compatible, and its high accuracy and stability mesh well with the pot's high linearity and resolution.

Making up the encoder's hybrid sawtooth-voltage processing circuitry are essentially a complementary-MOS analog switch and a bi-FET operational amplifier. These devices—from various U.S. suppliers such as Motorola, RCA, Texas Instruments, Fairchild, and others—have enabled Novotechnik to develop a pot operating over a full 360° range and providing an uninterrupted sawtooth output at high speed and accuracy.

The encoder operates off a supply of  $\pm 15$  v and over a temperature range from -25°C to +85°C. The analog output from the sawtooth-voltage processing circuitry goes from 0 to 10 v.

Novotechnik KG, 7302 Ostfildern 1, P. O. Box 4220, West Germany

Waters Manufacturing Inc., Longfellow Center, Wayland, Mass. 01778. Phone (617) 358-2777 [371]

## Amplifier drives synchros with up to 50 W

Designers who want to use a computer to drive large synchros can design an interface using the PA-13.

Electronics / May 24, 1979



# Your low cost way out of the impedance jungle.



Before they get on board,  
fend off wild RCL components for \$745 (usa).



Those untamed components. They swarm over your circuit boards, eat into your resources, trap you in the impedance jungle.

But there is a low cost, reliable way out. Armed with the Model 252, you breeze through a wide range of values for resistance (R), capacitance (C), inductance (L) and conductance (G) at  $\pm 0.25\%$  accuracy. The push of a button gives you dissipation factor (D).

At \$745, the 252 rivals instruments costing twice as much.

- 0.25% basic accuracy
- Wide ranges (0.1 pF resolution to 200  $\mu$ F)
- 3½-digit display (no manual balance)
- Dual analog outputs (C or L with D)
- External bias (to 50 VDC)
- Four measurements/second
- 4-terminal KeMin Klips® (guarded)
- Input protection
- Easy calibration, servicing
- 1 kHz test frequency (120 Hz option)
- Low power design
- Lightweight, tiltstand handle

For systematic GO/NO-GO sorting, there's an optional limits comparator and sorting fixture.

Want autoranging? Gear up with the Model 253. And if you test at low frequency, check out the 120 Hz Model 254.

For over 25 years we've tamed the ways of the impedance jungle. A detailed 252 brochure shows you how.

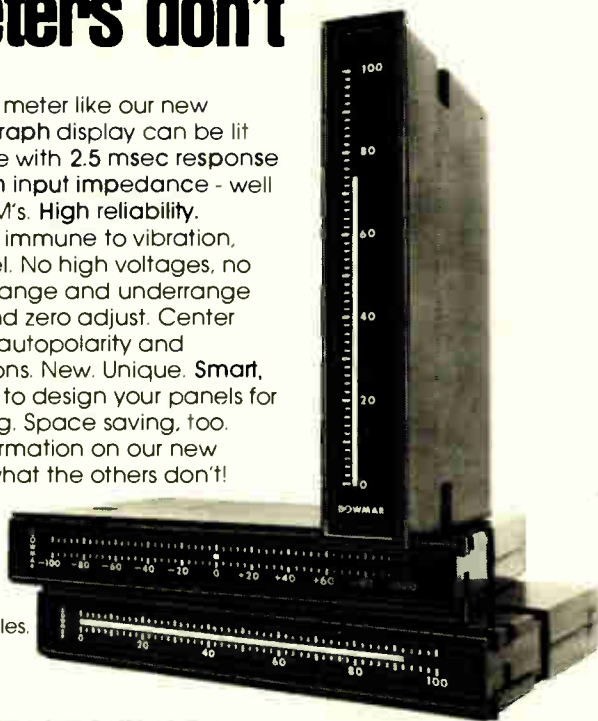
The sure way  
to innovation.

**esi**  
ELECTRO  
SCIENTIFIC



# Bowmar's new analog APM-100 It gives you what other panel meters don't

There is no other panel meter like our new APM-100. The LED bargraph display can be lit from zero to full 3" scale with 2.5 msec response and 1% resolution. High input impedance - well in excess of needle APM's. High reliability. Completely solid state; immune to vibration, sticking, and over-travel. No high voltages, no blurred numbers. Overrange and under-range indicators. Full scale and zero adjust. Center zero, differential input, autopolarity and brightness control options. New. Unique. Smart, trim design. Great way to design your panels for up-to-the-minute styling. Space saving, too. Send for complete information on our new APM-100. It gives you what the others don't!



Rugged, easy-to-mount.  
14 standard ranges; 8 scales.  
Custom scales available.

## Bowmar

Bowmar/ALI Inc.  
531 Main Street, Acton, MA 01720  
617/263-8365 / TWX: (710) 347-1441

Circle 228 on reader service card



## on a Single PC board

When you build the new Xylogics Model 850 Disk Controller into your Data General Nova® and Eclipse® or compatible CPU, you get more than just 606X emulation.

With the Model 850 Disk Controller, you can accommodate up to four storage module drives by CDC, Ampex, Memorex, CalComp and others providing storage capacity to 1.2 billion bytes of unformatted data. Media compatibility is obtained with the Memorex 677. The Model 850 is fully software compatible, too.

Best of all, you get all this on one 15" x 15" single printed circuit board which plugs into one CPU chassis slot.

For 606X emulation, go with Xylogics Model 850 Disk Controllers. And get *real* performance!

\*Trademark of Data General Corporation.

# Xylogics

Xylogics, Inc., 42 Third Avenue, Burlington, Massachusetts 01803 (617) 272-8140  
International Subsidiary, Xylogics International Ltd., Lynton House, Mill Lane, Gerrards Cross, SL9 8AY, United Kingdom Tel: (02813) -88287

**We did it with . . . innovation/imagination/integrity**

228 Circle 166 on reader service card

### New products

This power amplifier can deliver up to 50 w and is also offered on a board with a digital-to-synchro converter.

The amplifier, whose closed-loop gain is 3.6 at 50 w, has a frequency response that is within  $\pm 0.2$  dB from 50 kHz. Third-order harmonic distortion is less than 0.1%.

The PA-13 accepts inputs of  $3.0 \pm 0.6$  v rms. It has an output quadrature voltage rating of better than 1 mv/v when used with a transformer. Response time for a 0 to 90% change is at most 50 ns.

The DRPA-13 is a combination of amplifier and on-board d-s converter with a standard resolution of 14 bits; other resolutions are available on special order. Commercial or industrial temperature versions are priced at \$395 (PA-13) and \$595 (DRPA-13). Delivery is in 60 to 90 days.

Natel Engineering Inc., 8954 Mason Ave., Canoga Park, Calif, 91306 [372]

### Digital time-delay relay owes versatility to microprocessor

Although they look much like other industrial relays, Agastat series DSA digital time-delay relays actually contain a microprocessor that controls all timing functions. By using the semiconductor device, the designers claim to have eliminated errors caused by temperature changes and line disturbances, which affect other RC-threshold timers.

Six timing modes are field-select-



Electronics / May 24, 1979

# TEXMATE INC

Competitively priced OPM's designed and built in the USA to the most exacting quality and reliability standards. TEXMATE OPM's are used throughout the world by thousands of customers in thousands of applications from Nuclear Power Stations to delicate medical instruments.

## PM-35Utility \$32\*

(1-9)  
\$26 (100's)



Lowest priced quality 3 1/2 digit OPM available • Bright .3" LEDs • Differential Inputs • Bipolar • Auto Zero • Ratiometric • DHMs/Amps • Programmable Decimals • 2v 20v 200v rgs • Edge connector or direct solder tab connections • TC 100 ppm typ. 200 max • 5v DC Pwr

Circle 48

## PM-35A \$39\*

(1-9)  
\$33 (100's)



Full feature 3 1/2 digit OPM • Differential Inputs • Programmable Current & Ohmmeter Capability • Ratiometric • 4/20 mA • Scaling in Engineering Units with Offsets • Lamp Test • Low TC 30 ppm Typ • Auto Zero • Bipolar • Programmable Decimals • 5v DC Pwr

Circle 48

## PM-35Auto \$64\*

(1-9)  
\$55 (100's)

World's Smallest lowest Priced Auto-ranging OPM All the features of the PM-35A Plus Auto Ranging • Autoranges between 200 mV • 2v • 20v • 200v • 200v • 1200v • 1000 meg Input Impedance on Low Ranges, 10 meg on others • Auto Switching Decimals Programmable to Display Engineering Units

Circle 48

## PM-3.5 \$55\*

(1-9)  
\$47 (100's)



Very fast update rate available • 3 1/2 digit • Single ended Input • MUX BCD Available • Sample & Hold • Leading Zero Blanking • Bright .3" LEDs • 5v DC Pwr

Circle 48

## PM-45 \$69\*

(1-9)  
\$61 (100's)



Popular economical 4 1/2 digit OPM • Single ended Input • MUX BCD Available • Sample & Hold • Leading Zero Blanking • 0.2% FS Accuracy • 0001 volt resolution • Ratiometric • Bright .3" LEDs • 5v DC Pwr

Circle 48

## Textmate's Popular Low Profile

### 1" x 2 1/2" OPM Cases

For Twin Mounting or multiple arrays order your OPM's in cases to suit your panel layout.



#### End Mount Case

Two End Mount Cases enable simple Twin mounting in single cutout



#### Center Mount Case

any number of center mount cases may be fitted between two end mount cases for multiple arrays



#### Full Bezel Case

Has complementary styling to multiple mounting cases



#### Slim Line Case

Standard Textmate case with attractive multi finish (shipped with all orders unless otherwise specified)

## NEW PRODUCT!!

### PM-35D \$55\*

(1-9)  
\$47 (100's)



Super Bright .5" LEDs • 20mA Drive Per Segment • Hi-Rel Design for Long MTF • Accuracy  $\pm$  (.05% reading + 1 digit) • Sample Hold Feature • Ideal Replacement for Low Drive capability single chip OPMs

The PM-35D is a full feature 3 1/2 Digit Instrumentation OPM • Full Differential Inputs • Bipolar • Auto Zero • Ratiometric • 4/20 mA • Ohmmeter/Ammeter • Programmable Decimals • Scaling in Engineering Units with offsets • Low TC Lamp Test • Sample Hold  $\pm$  12v DC @ 5mA Power Output from Internal DC to DC Converter • 5v DC Pwr

Circle 49

## NEW PRODUCT!!

### PM-45D \$100\*

(1-9)  
\$86 (100's)



Ultra Stable, Super Accurate Top of the Line 4 1/2 Digit Instrument • Accuracy  $\pm$  (.01% reading + 1 digit) • Differential Input • 10 Million Volt Resolution • 200K HZ Quartz Crystal Clock for 120dB/60/80 HZ Normal Mode Noise Rejection • 80dB Common Mode Rejection


The PM-45D Represents the ultimate in miniature Hi Rel OPM Design featuring very bright .3" LEDs • 4/20mA Inputs • Ohmmeter/Ammeter Ratiometric • Programmable Decimals • Scaling in Engineering Units with Offset • +7 to -3v Common Mode Voltage • Sample and Hold • Usable at 0 to 100mv to DISPLAY 0 to 20,000 Counts • Internal Attenuator for 2v, 20v, 200v, 2,000v, Rds (Max 1200v Input) • Lamp Test • Overrange Output • Busy Output • Clock Output • 5v DC Pwr

Circle 50

## NEW PRODUCTS!!

### AM-20 \$32\*

(1-9)  
\$26 (100's)



Rugged Versatile Solid State Analog OPM • Accuracy  $\pm$  2% of Full Scale • 10 Meg Input Impedance • User Programmable for Bargraph Display • Moving Dot Display • Moving Proportional Brightness 3 to 4 Dot (slimline) Display • 0-.5v FS to 0-1200v FS Input • 4/20 mA Input • Offset Capability • Bipolar Center Zero Null Meter • Unipolar Center Zero with expanding Bar or intersecting Bars • Selectable LED Scale Points • Flashing Overrange • Overrange Alarm Output • 5v DC Pwr Bar Mode • 5v to 15v DC Pwr Dot Mode

Circle 51

### AM-20S \$55\*

(1-9)  
\$47 (100's)

Solid State Dual or Single Set Point Controller • Set Point Accuracy  $\pm$  1% • Full Scale Accuracy  $\pm$  2% • Minimum Full Scale Voltage Span 0.5v DC • 4/20 mA Inputs • Offsets • Scaling • User Programmable for Bar or Dot Display Modes • Unipolar Full Scale of Bipolar Center Zero Null Meter • 20 Selectable Set Points • Two Opto-Isolated Relay or Alarm Drivers • Max Off Voltage 30v • Max on current 200 mA • 5v DC Pwr Bar Mode • 5v to 15v DC Pwr Dot Mode

Circle 52

NOTE: Both the AM-20 and AM-20S can be ordered in Center Mount or End Mount cases for multiple arrays or twin mounting with a Digital Panel Meter

### TM-150 \$49\*

(1-9)  
\$41 (100's)



Designed for direct Temperature Measurement with most Popular IC Temperature Transducers such as the NSC LM135H, Motorola MTS102 or Analog Devices AD590 • Accuracies of 1°C from -55°C to 150°C are possible • The TM-150 is user programmable to read °C or °F • A proportional Voltage Output is available to operate the AM-20S controller • Input Pwr is 5v DC

Circle 55

# Digital Panel Meters

TEXMATE is the large volume OEM's first choice. To just one customer we have shipped 27,313 OPM's of various models since June '77. We believe that TEXMATE has the lowest return rate in the industry. You too can specify TEXMATE's OPM's with confidence. Most models are stock to six weeks. Call 714-481-7177 now for delivery information.

## ENERGY MISER LOW POWER DIGITAL PANEL METERS

Incorporating TEXMATE's propriety Hi-Rel Hi-Contrast LCD Displays

### PM-35XDC \$59\*

(1-9)  
\$51 (100's)



All the Features of the PM-35A, but with Low-Low Power and a wide Operating Voltage Range • 3.5v to 50v DC @ 4/15 mA • Full Multimeter capability with 8 selectable Function Descriptors

Circle 53

### PM-35XAuto \$75\*

(1-9)  
\$65 (100's)

Autorangeing OPM • Has all the Features of the PM-35 Auto but with the Added Advantage of the Low Power LCD multimeter display and the wide operating Voltage specs of the PM-35XDC

Circle 53

### PM-35XAC \$59\*

(1-9)  
\$51 (100's)



The World's smallest 115/230v AC Line Operated OPM. Fully isolated with internal Transformer

PM-35X AC has all the Features of the PM-35X DC but with AC Pwr • Can alternatively be also operated from DC Voltages of 8.5v DC to 50v DC

Circle 53

### PM-35XACAuto \$75\*

(1-9)  
\$65 (100's)

Auto ranging version of PM-35X AC has all the Features of the PM-35X Auto but operates from AC power

Circle 53

## NEW PRODUCTS!!

### RV-C8 \$39\*

(1-9)  
\$33 (100's)



Accuracies of  $\pm$  1% between -50°C and +125°C with inexpensive interchangeable Curve-B NTC Thermistors are possible with the RV-C8 Converter. Standard Output is 100mV/°C (1mV/.01°C). Power Supply is 5v DC. The RV-C8 is designed for panel mounting usually in association with an OPM and/or AM-20S controller. Thermistor inputs are available through a front Terminal Jack or Rear Edge Connector. Accurate calibration of the RV requires only two Precision resistors • Many types of inexpensive Curve-B Thermistors are available from Western Thermistor Corp., Oceanside, CA 92054 TEL (714) 433-4484

Circle 54

\*PRICES FOR THE USA ONLY

# TEXMATE INC

261 SOUTH HIGHWAY 101, SOLANA BEACH, CA 92075  
TELEPHONE (714) 481-7177 TWX-910-322-1738

AUSTRIA: VIENNA 02-22-305-325 • CANADA: TORONTO (416) 661-3193; MONTREAL (514) 337-0425; EDMONTON (403) 432-7746; OTTAWA (613) 238-7007 • GERMANY: QUICKBORN 041 06/612-1; HANNOVER 05 11/88 6086; OUSSELDORF 02 11/66 61 45; OARMSTADT 0 61 51/2 64 46; STUTTGART 07 11/73 63 57; MUNICH 089-47 3023 • ENGLAND: ROULETT (09276) 4844 • SWEDEN: STOCKHOLM 08-778 10 15 • SWITZERLAND: ZURICH 01-645660 • TAIWAN: TAIPEI 592-3509/591-9651

USA WEST COAST DISTRIBUTORS: BASIC SYSTEMS; LOS ANGELES 213-673-4300; ORANGE COUNTY: 714-991-5390; SAN DIEGO: 714-268-8000; SANTA CLARA: 408-727-1800; WESTCON INC.: PORTLAND 503-283-0132; AMERICAN ANALOG COMPANY, INC. HOUSTON TEXAS: 713-941-7265

CUT OUT FOR REFERENCE




# HYBRID MOISTURE STANDARDS... THEY'RE GETTING TOUGHER.

Tougher moisture content standards for hybrids and other microcircuits are coming. Methods 1018 and 5008 of MIL. STD. 883B have been around, but not fully enforced because of problems with measurement techniques. That is all changing, and these standards will be enforced more and more over the next several months.

The Panametrics Mini-Mod-A moisture sensor chip provides an accurate, non-destructive way of measuring moisture content inside microcircuit packages. It is a cost-effective, reliable alternative to destructive sample testing by mass spectrometry, and in many cases offers advantages over fine and gross leak testing. The sensor is mounted inside the package with the other components, and is read using the Model 771 Moisture Analyzer. Moisture levels can be measured over the range of 25 ppm to 15,000 ppm, both in production and throughout the shelf and operating life of the device.

An informative paper, "Moisture, Myths, and Microcircuits", written by Dr. Robert Thomas, can be yours. We would like to send you a copy, along with other literature describing the Mini-Mod-A and its uses. Call or write us today for your free copy. Panametrics, Inc Thin-Film Sensor Operations, 221 Crescent Street, Waltham, MA 02154, 617-899-2719.



Circle 230 on reader service card

## 1979 Electronics Buyers' Guide

The only book of its kind in the field. If you haven't got it, you're not in the market.

To insure prompt delivery enclose your check with this coupon.

1979 edition available in June.



Electronic Buyers Guide  
1221 Ave. of the Americas  
New York, N.Y. 10020

Yes, please send me \_\_\_\_\_ copy(ies) of 1979 EBG.  
 I've enclosed \$30 per copy delivered in the USA or Canada.  
 I've enclosed \$52 per copy for delivery elsewhere

Name \_\_\_\_\_  
Company \_\_\_\_\_  
Street \_\_\_\_\_  
City \_\_\_\_\_ State \_\_\_\_\_ Zip \_\_\_\_\_

World Radio History

### New products

able: on-delay, off-delay, interval, latched interval, latched on-delay, and accumulated on-delay. A counting mode of up to 9,999 counts is also provided

Delay times are selected using front-panel thumbwheel switches and an internal DIP switch that sets the overall timing period to any of three ranges, the longest being 1 to 9,999 seconds. Absolute timing accuracy for the delay relay is within  $\pm (\frac{1}{2} \text{ clock period} + 10 \text{ ms} + \text{maximum operate or release time of the relay})$ . Maximum operating time is 28 ms and the maximum release time is 25 ms.

Available in a choice of four operating voltages, the units are priced at \$155 with a four-digit light-emitting-diode timing display and \$135 without.


Amerace Corp., Control Products Div., 2330 Vauxhall Rd., Union, N.J. 07083. Phone William Witt at (201) 964-4400 [374]

### Line-voltage monitor memorizes spikes

The LSM-110 monitors line-voltage spikes using a random-access memory, magnitude-comparator circuitry, and a light-emitting-diode display. With its internal d-a converter, it can also drive a chart recorder.

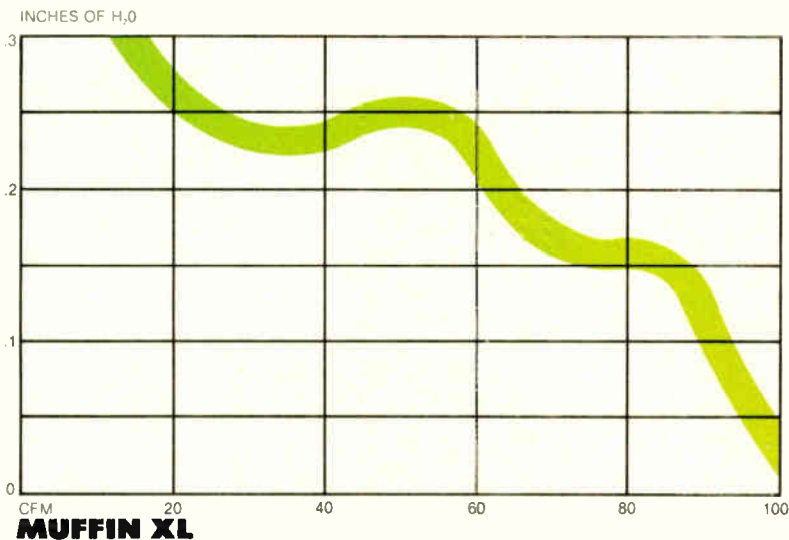
A 1-kHz-to-10-MHz voltage spike is quantized as one of eight discrete values between 100 v and 2 kv. The monitor operates in either a manual mode, holding the largest reading taken in the LED display until a front-panel button is pressed, or in a recording mode, retaining the value for 1 minute so that it can be noted even by a slow recorder. The monitor is priced at \$285.

Power-Science Inc., 7667 Vickers St., San Diego, Calif. 92111 [375]





# ROTRON PROUDLY INTRODUCES ITS NEW IMPROVED LINE.



The new improved line is the new improved pressure-flow curve produced by our new Muffin® XL fan.

As the curve shows, our 60 Hz Muffin XL moves 115 cfm or 54.3 L/Sec. at free delivery.

That's approximately 10% more cooling air than

comparable models. Including our regular Muffin.

And the Muffin XL works against about 50% more static air.

At greatly reduced noise levels. As low as NC-45.

What's just as impressive as the Muffin XL's new improved line are some of the other changes we've made in our line.

We have a new Wafer® fan that delivers 37 cfm. And it's only 1" deep.

Our new Scout® line, for installation in customer designed air passages, is available with three different impeller options.

And we have two new high performance fans, the Major® and the Patriot®. Both produce 240 cfm at very comfortable noise levels.

As good as all these fans are, we realize that they often have to be modified to fit your specifications.

So we do that, too.

We can add finger guards. Change terminals.


Lengthen the leads. Or even paint daisies on them.

And we can do it at a total installed cost that will leave you smelling like a rose.

If you want improved cooling performance with low power levels and proven reliability, ask us to send you more information on our new fan's line.

And our new fan lines.

Write to: Commercial Products Div.,  
Rotron Inc., Woodstock, N.Y. 12498,  
(914) 679-2401.



**ROTRON INC.**

AN EG&G COMPANY

Rotron B.V., Oosterhout, Netherlands, Tel. 1620-325-20.



## Ultratech counts on Culligan ultrapure R/O water for precision manufacturing

Water purity is an absolute must for Ultratech of Santa Clara, California. Their only business is the manufacturing of photo masks for integrated circuit production. Even the smallest impurity in the emulsion can cause rejection of the end product.


So Ultratech relies on a Culligan-designed system to prevent any impurities from endangering this precise manufacturing process. Included is filtration, softening, deionization, reverse osmosis, ultraviolet light sterilization and submicron filtration.

The importance of this system is pointed out by Ultratech's emulsion production manager, David Lee. "Any serious problem with the quality of our water could possibly cause us to lose a valuable customer, not just a few rejects."

Culligan even installed conductivity monitors to make sure quality water standards are maintained. And a Culligan dealer is always nearby to handle emergencies at once.

### Culligan Offers 2 Types of "State of the Art" Reverse Osmosis Membranes — cellulose acetate and hollow fiber.

**Culligan's patented COR-FLO™** module solves previous size limitations for spiral wound cellulose acetate membranes—produces more high quality water in the available space. Removes up to 95% of total dissolved solids, organics, even most bacteria.




**The DuPont PERMASEP®** hollow fiber modules, for large applications produce quality water with up to 95% of the total dissolved solids, and most organics and bacteria removed. Proven design simplicity.



**Culligan Aqua-Clear® S Series.** Low cost, fully automatic ultra-filtration at 20, 50, 100, 200 and 300 gallons per day.



**Aqua-Clear® M, MC, MD Series.** Quality water—high bacteria and organic rejection, at 500 to 6000 gallons daily.



**Aqua-Clear® KD Series.** For high volume applications requiring ultra-filtration at 8000 to 140,000 gallons a day.

**Your Inquiry is Welcome**—To find out how Culligan can add precision to your manufacturing process, call your local authorized Culligan dealer. Or contact Greg Montgomery at Culligan USA. Phone 312/498-2000. Or mail the coupon.

Greg Montgomery, Culligan USA 9A21  
Northbrook, Illinois 60062

I would like to know more about Culligan water treatment.

Have representative call  Send literature

NAME TITLE

COMPANY PHONE

ADDRESS

CITY, STATE, ZIP

Water Treatment Application




# Culligan®

**WE TREAT WATER SERIOUSLY™**

Circle 232 on reader service card

# You definitely get more with DEC<sup>®</sup>




## With every RJP04/5/6,<sup>\*</sup> you get a controller:

To get mass storage for your PDP-11,<sup>®</sup> you can use DEC's RJP04 or 05 with their 88 megabyte drives, or the RJP06 with its 176 megabyte drive. After installing DEC's four-board RH11<sup>®</sup> interface, drives can be added up to a maximum system capacity of 1408 megabytes.

But each drive you add comes with its own controller, the large box on the side of the drive. This adds hundreds of IC's to your system, and thousands of dollars to your system costs.

\* Registered trademark of Digital Equipment Corporation



## Plessey controls your costs:

Our PM-DS11/300C mass storage systems are direct replacements for DEC's RJP04/5/6 systems, but store up to 45% more and cost 30% less.

Fully compatible with standard DEC diagnostics and operating systems, Plessey mass storage systems use a single microprocessor-based controller to handle up to eight of our 254 megabyte drives for a total system capacity of 2000 megabytes. The PM-DC11/300C controller includes power-on and off-line diagnostics, software error detection and correction, adjustable DMA control and dual Unibus<sup>®</sup> ports. System expansion requires no special device drivers, and *no* additional controllers.

The PM-DC11/300C controller is available in a 5¼" expansion chassis with a diagnostic panel, or may be embedded in only two system units of your PDP-11 cpu.

Providing more reliable yet less expensive products has made us the largest independent supplier of DEC-compatible peripherals. Our product line presently includes add-in/add-on core and semiconductor memories, cartridge disc systems, floppy disc systems, mag tape systems, complete computer-based systems, and a wide variety of backplanes, expansion chassis and other accessories.

We're the only real alternative to DEC for all your miniperipherals, a complete single source. For all the details, please contact the nearest Plessey sales office today.



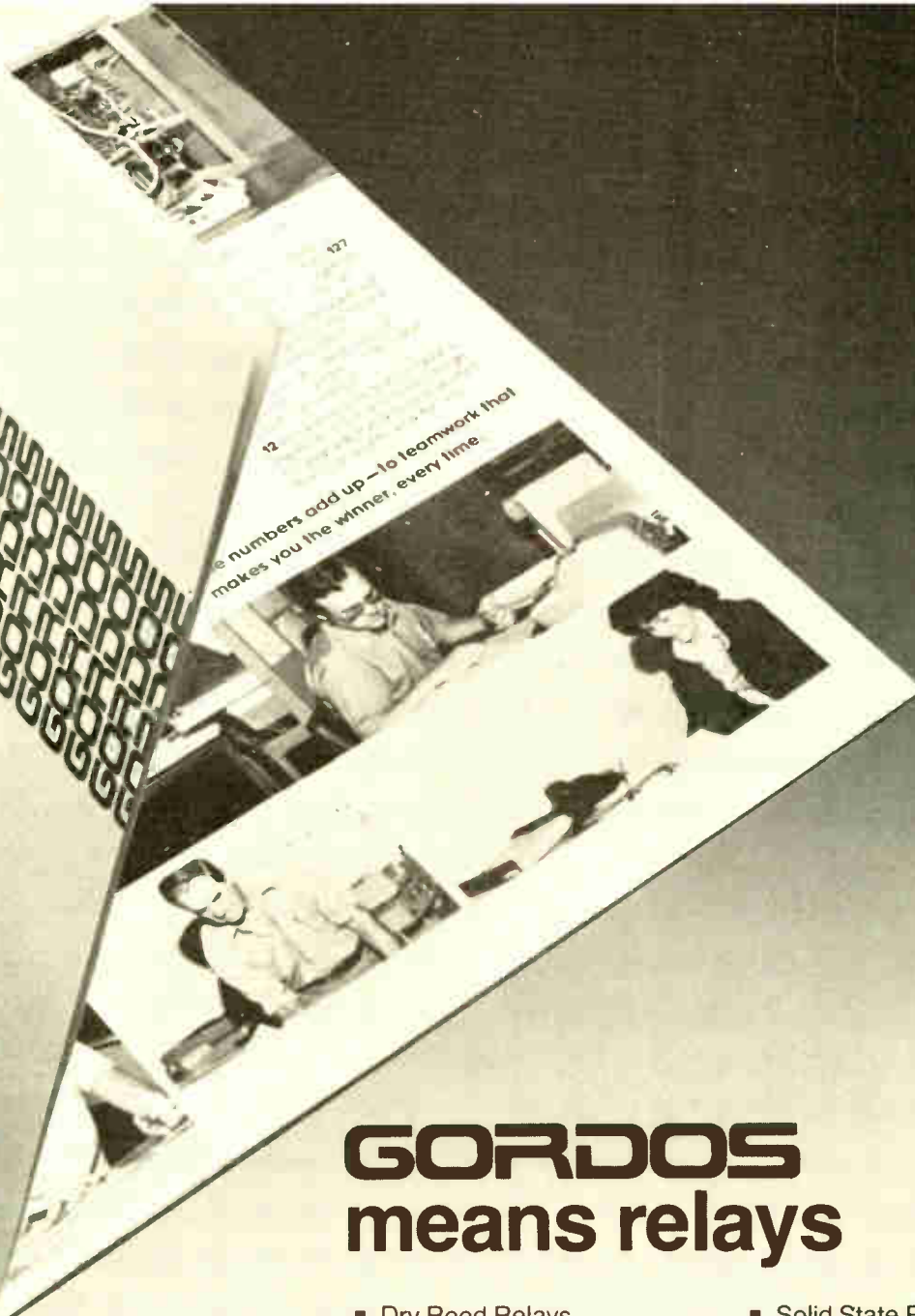
## Plessey Peripheral Systems

17466 Daimler, Irvine, California 92714, (714) 540-9945

**SEE US AT THE NCC: BOOTHS 4032 AND 4034.**



WHAT DOES GORDOS MEAN?



## GORDOS means relays

- Dry Reed Relays
- Mercury Wetted Reed Relays
- Dry Reed Switches
- Mercury Tilt Switches
- Solid State Relays
- I/O Devices
- Solid State Systems
- Relay Systems

### New Free 12 page brochure and product catalog

tells about Gordos people, plants, products, and ideas.  
Write today for your copy.

**GORDOS** "THE RELAY and SWITCH PEOPLE"

GORDOS CORPORATION  
249 Glenwood Ave., Bloomfield, N.J. 07003  
(201) 743-6800 TWX 910-994-4787

Circle 234 on reader service card

# MICRO POWER

**Your #1 source for SAW devices.  
That's Rockwell Micropower.**



Surface acoustic wave (SAW) devices—filters and delay lines for signal processing between 10 MHz and 500 MHz—are in quantity production at Rockwell now.

Rockwell's SAWD products combine 10 years of SAW research and development together with 27 years of Collins mechanical filter design and production. They can be designed to decode, correlate,

expand, compress, reject, select or time pulses in analog and digital systems.

Solid construction and proven design procedures assure high reliability and insensitivity to shock and vibration. Packaging options satisfy a wide span of military and commercial environmental and cost specifications.

You'll use Rockwell's SAW devices to enhance signal processing in satellite and other communications systems, in radar and countermeasures, in navigation, and similar instrumentation equipment.

The industry's largest selection of SAW devices and the engineering expertise to help you put them to work. That's Rockwell Micropower.

For more information, contact Jim Campbell, Filter Products Sales Manager, D-F6, Microelectronic Devices, Rockwell International, 4311 Jamboree Road, Newport Beach, CA 92660. Phone: 714/833-4632.



**Rockwell International**

...where science gets down to business

Instruments

## DMM fits design to application

3½-digit multimeter aimed at bench-top measurements sells for just \$149

Before buying a low-cost digital multimeter, engineers would do well to consider carefully where the instrument will actually see the most service. While the increasingly popular hand-held meters are easily toted into the field, Keithley Instruments' Marv Nevins, DMM product manager, notes that, as often as not, "the 3½-digit DMM winds up on the lab bench." And it is here, he feels, that the model 169 will outshine its smaller brethren.

The unit provides those features commonly found in handheld meters, and more, at a lower price than most: \$149. For instance, it offers the full five ranges that they provide: dc ranges with maximums from 200 mV to 1,000 V and 200  $\mu$ A to 2 A, ac ranges with the same maximums, and resistance ranges with full-scale maximums of 200  $\Omega$  to 20 M $\Omega$ . It also has a liquid-crystal display, whose low power consumption allows the meter to operate from six 1.5-v alkaline C cells for 2,000 hr

and an indicator that shows when the battery runs low.

However, the unit weighs 3 lb, about four times what the handhelds weigh, and measures 3.5 by 9.25 by 10.75 in.—eight times their volume. While this means that the 169 is a bit more cumbersome to carry around, it also means it will be more stable on the bench, not toppling over when a test lead is pulled too far, Nevins points out. "Nor is it as likely to get lost," he adds.

Another advantage he points to is the displaying of range along with the measurement, so that the user does not have to review the position of the various push buttons to determine what is being indicated. The 16-position handle also permits the meter to be positioned at the best angle for viewing the 0.6-in.-high display while working.

Accuracy of the 169 is slightly less than that of the more expensive handheld instruments: for example, dc voltage measurements are accurate to within  $\pm(0.25\% + 1 \text{ digit})$  with the 169 and typically  $\pm(0.1\% + 1 \text{ digit})$  for the smaller meters. Nevins explains that, in talking to users, he found that the higher accuracy was not required in most bench applications. When greater accuracy is needed, a more sophisticated instrument is used.

The 169 maintains specified accuracy for a full year and has a one-year warranty. Options include a variety of probes, hard-shell carrying

case, and a spare-parts kit to maintain 10 DMMs for one year. Deliveries are slated for mid-July.

Keithley Instruments Inc., 28775 Aurora Rd., Cleveland, Ohio 44139. Phone (216) 248-0400 [351]

## Logic analyzers meet field and lab needs

Philips is a name that has been conspicuous by its absence from the list of logic analyzer manufacturers. Electro79 saw the end of that state of affairs with the company's introduction of not one but two such instruments—one aimed at the system designer, the other at the field engineer.



The lab-quality, 16-channel analyzer is called the PM 3500 and offers users a chance to study hardware and software operation with both time-domain and state displays. The latter can be tables of binary, hexadecimal, or octal data or an eight-by-eight-element matrix (or map) with row-column locations determined by the first and last 8 bits of the 0 to 15 channels. Because collected data is stored in a 505-by-16-bit memory and controlled by a Signetics 8X300 microprocessor, users can easily switch from one display format to another at the push of a button. TTL or C-MOS input levels can be selected by a push button for each set of eight channels, and logic with other operating levels can be handled as well.

The 3500's minimum sample time of 10 ns makes it a 100-MHz analyzer—a device fast enough to deal meaningfully not only with today's popular 4-MHz systems but with faster systems as well. To achieve that sample rate, an 8-bit, serial-to-parallel converter is used to transfer input data to memory.

Selecting the trigger word that defines memory content is a simple matter of setting a three-position switch at 0, 1, or X (for "don't care") above each channel's front-panel BNC input connector. The triggering delay is adjustable over 0 to 9,999 sample periods; qualifiers for







## This integrated circuit was manufactured to a custom design and delivered in a matter of weeks.

**Y**OU CAN CUT DEVELOPMENT TIME UP TO NINE MONTHS ON BIPOLAR AND I<sup>2</sup>L CUSTOM CHIPS...WHILE YOU SLICE COSTS TO THE BONE...THROUGH THE UNIQUE "SEMI-CUSTOM DESIGN PROGRAM" FROM EXAR INTEGRATED SYSTEMS. Compared to traditional development times for custom ICs, which frequently exceed one year, and tooling costs which can be five to ten times greater, this new concept allows custom chips to be justified economically at far smaller quantities than previously thought practical.

### How the semi-custom idea works.

Exar's standardized circuits contain undedicated active and passive components such as transistors, resistors, logic gates, etc., fabricated onto the chip, but left unconnected. You choose how to interconnect these components to create your own custom circuit. The actual interconnection process is simple, requiring only one to three layers of tooling. As a result, development time compresses drastically, becomes far less expensive and virtually risk free.

### Choose from eight different chips.

Five of the standard semicustom chips are bipolar, and are best suited for linear designs. Some (XR-A100, XR-C100, XR-F100) feature high current NPN output transistors, making them suitable for drive circuits. The others (XR-B100, XR-D100), more appropriate for signal amplification or control circuits, contain only small signal, low current transistors. All, however, present the designer a wide variety of NPN and PNP transistors, Schottky diodes, various resistors and ample bonding pads.

Exar's three I<sup>2</sup>L digital chips (XR-300, XR-400, XR-500) contain high density I<sup>2</sup>L logic arrays and bipolar interface circuitry. Outwardly they look and per-

form like a bipolar LSI chip, readily interfacing with TTL or MOS level signals. This feature, incidentally, makes it very convenient to retrofit I<sup>2</sup>L LSI designs into existing MOS or TTL logic systems.

And Exar has in development additional semi-custom chips offering even greater applications flexibility.

### If you decide to modify your design.

Even after evaluation of initial design prototypes, if you see a need to modify the custom chip, a new design iteration usually takes less time than the original development cycle. And typical costs of additional design cycles are proportionately less than the original prototype development cost.

### What about second sources?

This is one of our most asked questions. In response, Exar has made alternate-source agreements with other IC manufacturers, so you can specify and order custom circuits with confidence.

### Testing, testing.

After prototype acceptance of semi-custom devices, Exar will develop software and fixtures for fully testing all production ICs. Production devices receive 100% electrical testing, and are

screened to agreed-upon Acceptable Quality Level (AQL) standards. Charges for this test engineering are nominal, and vary depending on the complexity of the tests.

### Semi-custom to full custom.

#### For when the numbers get big.


Because Exar manufactures its own wafers, it can grow with your needs. As your product matures we can convert your semi-custom chip into a customized IC. Consider the advantages: You get the quick, inexpensive turnaround of semi-custom chips, providing prototypes and initial production units; then when your design has proven itself and your market has developed, the subsequent full custom product provides further cost savings at high volume production...often with a significant improvement in product performance!

### Design kits make it simple.

Exar provides linear and digital design kits, including circuit components for breadboarding, comprehensive design manuals and layout worksheets corresponding to Exar's master chips. These, as well as technical assistance when you need it, will speed and simplify your preliminary steps toward custom IC design.

### Learn the economics and advantages of semi-custom.

Exar's entire semi-custom story is detailed in a 40-page data book, "Semi-Custom IC Design Programs." For your copy, write on company letterhead to your nearest Exar representative or to Exar, 750 Palomar Ave., Sunnyvale, CA 94086.



Exar can convert your semi-custom chip to a custom IC, reducing chip size, saving money, and often providing added performance benefits.



**FOR THE EXAR REPRESENTATIVE NEAREST YOU, CALL EXAR AT (408) 732-7970.**



# CRYSTAL CLOCK OSCILLATORS

by MOTOROLA ...



K1135A, B  
BAUD RATE  
GENERATORS

K1152A  
CMOS/NMOS  
COMPATIBLE



K1150A  
CMOS  
8041/8741  
DRIVER

LOCO II



K1100A



TTL  
COMPATIBLE  
CRYSTAL  
CLOCK  
OSCILLATORS

K1091A



are the  
industry standard!

## HERE'S WHY:

- ✓ the widest line of thick film crystal clock oscillators available anywhere.
- ✓ frequency stability to match your application.
- ✓ frequencies as low as 25 kHz, as high as 70 MHz.
- ✓ logic outputs for TTL, CMOS, ECL, NMOS, dual complementary TTL.
- ✓ volume production capability, fast prototype delivery.
- ✓ DIP packaging saves board space, assembly time.
- ✓ in-house control, from quartz growing through thick-film processing.

Send today for more information on the clock oscillator to fit your application.



**MOTOROLA INC.**

COMPONENT PRODUCTS  
2553 N. Edgington  
Franklin Park, IL 60131

## New products



sample interval and trigger delay further enhance the engineer's ability to collect data from desired locations in the data stream. The capture mode indicates glitches as small as 3 ns, and a comparison mode divides the memory into two 249-by-16-bit segments. In this way a reference pattern can be stored and compared with fresh data in any format. Differences are highlighted by increased intensity, with a legend indicating the display's overall status. Complete with a set of probes that can be grounded individually or in groups, the PM 3540 logic analyzer sells for \$8,295.

For field use, the PM 3540 is a combination of a 10-MHz logic analyzer and a 25-MHz dual-trace oscilloscope. The unit will store 64 by 16 bits of data and display it in binary, octal, or hexadecimal modes, paging through the entire block. Analysis of real-time data can be made with the scope and, as with the 3500, memory can be divided for side-by-side comparison of captured data. With probes, the PM 3540 is priced at \$3,975.

Philips Test and Measuring Instruments Inc., 85 McKee Dr., Mahwah, N. J. 07430. Phone (201) 529-3800 [353]

## Low-cost capacitance meter covers wide range

Priced at only \$149, the 3½-digit model 938 capacitance meter offers eight measurement ranges, from 200 pF full-scale to 2,000 mF. Resolution on the 200-pF scale is 0.1 pF. Measurement uncertainty for the hand-held instrument is  $\pm(0.1\%$  of

reading + 0.5 pF + 1 count) on the bottom seven ranges. But on the 2,000-mF range, it increases to  $\pm(1\%$  of reading + 1 count).

Housed in a case similar to that used for the model 935 digital multimeter [*Electronics*, Feb. 1, 1979, p. 150], the 938 features a 0.5-in. liquid-crystal display. A fuse protects the meter against burnout by charged capacitors or inadvertent connection to a power source. A 9-v alkaline battery, supplied with the meter, will keep it running for up to 200 hours. Also supplied, in addition to the instruction manual, are a certificate of conformance to NBS standards and a final quality-control test report. Available from stock, the 938 has a one-year warranty.

Data Precision Corp., Electronics Avenue, Danvers, Mass. 01923. Phone (617) 246-1600 [356]

## 100-kHz plug-in FFT analyzer shows full and partial spectra

Plugged into a Tektronix series 7000 oscilloscope mainframe, the Rockland Systems model 7530A general-purpose spectrum analyzer generates a background display of the entire frequency range it can measure—dc to 100 kHz—and a foreground display of the particular segment of that range selected for close analysis. The minimum resolution of 1 Hz can be achieved by selecting a 200-Hz span starting at any selected frequency up to 99.8 kHz.

The unit divides its operating chores between two microprocessors, one to handle the fast Fourier trans-



# ANNOUNCING—THE POWERFUL, NEW FPS-100 ARITHMETIC PROCESSOR—FOR THE OEM.



## EIGHT MILLION FLOATING-POINT OPERATIONS PER SECOND...PRICE: \$16,728\*

**A NEW LEVEL OF COST/PERFORMANCE FOR THE OEM** is now available from the leader in array processing — **FLOATING POINT SYSTEMS**. If your application demands maximum floating-point compute power — but at minimal system cost — the FPS-100 Arithmetic Processor can satisfy your need.

**EIGHT MILLION FLOATING POINT OPERATIONS PER SECOND** is achieved through a unique pipelined parallel synchronous architecture. In each 250nsec cycle the FPS-100 can produce one multiply result and one add result. And with 38-bits of precision — over eight decimal digits of accuracy!

**A FULL COMPLEMENT OF PROVEN SOFTWARE** is available including FORTRAN Compiler, Assembler, Simulator, Debugger, Math Library — with more than 250 routines, Signal Processing Library, a Vector Function Chainer, and the APEX host executive.

**SUPER-100, A NEW RESIDENT REAL-TIME OPERATING SYSTEM** introduces a new dimension to array processing. Prioritized multi-tasking and extensive services permit maximum utilization of the FPS-100. The FPS-100 with the optional Super-100 and priority interrupt structure can easily accommodate demanding real-time applications.

**COMPACT** and completely self-contained, the FPS-100 is only 10.5" high for quick integration into your system cabinet.

**ECONOMICAL HIGH PERFORMANCE COMPUTING** is now within your reach — the FPS-100 can be attached easily to a small host mini to create a Super Computer System for mathematically intensive calculations.

Contact your nearest FPS representative for more details or call Jim Strelchun, (503) 641-3151.

\*OEM Quantity 100 (minimum 20 units).



**FLOATING POINT  
SYSTEMS,  
INC.**

P.O. Box 23489, Portland, OR 97223  
(503) 641-3151, TLX: 360470 FLOATPOINT PTL

FPS Sales and Service Worldwide: Boston, Chicago, Dallas, Denver, Detroit, Houston, Huntsville, Los Angeles, New York, Orlando, Ottawa, Philadelphia, Phoenix, Portland, San Francisco, Washington, D.C. International offices: Geneva, London, Munich, Paris, Tel Aviv (Eastronix, Ltd.), Tokyo (Hakuto Co. Ltd.)

See us at NCC  
Island 2231  
June 4-7



# For some stimulating data...

High capacity data generators by Tau-Tron. We can stimulate your system with a test pattern for any standard format—even with special codes. Data rates as high as 500 megabits. Some models are programmable with simultaneous, multiple, variable-length data streams. For high-speed magnetic recording, fiber optics communications, computer I/O, virtually any digital test application. Tau-Tron. You'll find us stimulating.



**tau-tron**   
INC  
11 Esquire Road, North Billerica, Mass. 01862  
Tel: (617) 667-3874

Circle 240 on reader service card

## HOPE The project a ship launched.

First there was the hospital ship S.S. HOPE, now retired. Today HOPE is an established project which has carried its goal of improving health through education to 24 developing countries of the world and the United States.

Give to:

**PROJECT HOPE** Department A  
Washington, D.C. 20007

### New products

formation of the input signal and another to control the oscilloscope display. Thus the instrument provides the front-panel feel of a swept analyzer and the calibration accuracy of an FFT unit.

The instrument measures frequency to an accuracy of within  $\pm 0.001\%$  of full scale and has an average noise floor of 90 dB below full scale. It has a calibrated, full-scale sensitivity of 0.32 V rms to 10 V rms that is accurate to within 10 dB/step  $\pm 0.2$  dB. Without calibration, the sensitivity range increases to 32 V rms full scale.

The 7530A is priced at \$7,900 and has a delivery time of 10 weeks.

Rockland Systems Corp., Rockleigh Industrial Park, Rockleigh, N. J. 07647. Phone (201) 767-7900 [355]

### Automatic counter stretches frequency readings to 40 GHz

With a bit of catalog searching, engineers have been able to find automatic frequency counters that would work up to approximately 24 GHz. Moving into what it calls "the next generation of frequency counters," EIP Microwaves has developed a counter that can now be equipped to read frequencies as high as 40 GHz automatically.


Beginning with the model 548, the company is introducing a series of units, the 54X family, that it plans will eventually provide 90-to-100-GHz measurements. The model 548 by itself reads from 10 Hz to 26.5 GHz, using heterodyne conversion techniques, by dividing the range into three parts: 10 Hz to 100 MHz, 10 MHz to 1 GHz, and 1 to 26.5 GHz. Each of these bands has its own input connector.

In the factory or the field, the instrument can be fitted with option 06, which adds on a 26.5-to-40-GHz band with a separate connector to accept inputs from a remote sensor, model 591. Higher-frequency options will also be field-installable.

The 548's time base is generated by a 10-MHz temperature-compensated crystal oscillator. Its tempera-

**TEKTRONIX**  
thinks your logic analyzer  
should be as versatile  
as you are

**So Ours Let You See Logic The Way You Think Logic**



Touch a button for any of seven display formats: mapping, timing, binary, octal, hexadecimal, GPIB, ASCII

You need to be versatile enough to tackle a variety of digital design problems every day. To turn from hardware to software analysis. Or from microprocessor to non-microprocessor design. And so you need a logic analyzer as versatile as you are. And that means a logic analyzer that lets you see logic the way you think logic; that lets you look at logic in the most convenient language; that gives you a variety of logic displays...to solve a variety of problems.

Tektronix Logic Analyzers/Display Formatters provide this essential versatility. So you — not the logic analyzer — decide how you'll look at logic: in mapping for an overview of program flow; in timing to view timing relationships between signals; in state tables (binary, octal, hexadecimal, GPIB mnemonics, or ASCII) to view system language. Go from one logic display to another — without going from one logic analyzer to another. To make your job easier, faster, and more convenient.

**Display Formatters: they help make our Logic Analyzers versatile. So you can do today's job and tomorrow's. So you can change applications without changing your logic analyzer.**

Contact Tektronix Inc., P.O. Box 500, Beaverton, OR 97077. In Europe, Tektronix Ltd., P.O. Box 36, St. Peter Port, Guernsey, Channel Islands.

**Tektronix**  
COMMITTED TO EXCELLENCE

For Technical Data circle #241 on Reader Service Card  
For Demonstration circle #169 on Reader Service Card

**TEKTRONIX LOGIC ANALYZERS THE VERSATILE ONES**

For immediate action dial our toll free automatic answering service, 1-800-547-1512

World Radio History



# 7 Major Routes to Reliability, Provided by the RAC

- System Reliability and Maintainability Consulting Services
- Customized Data Searches
- Semiconductor Device Reliability Databooks
  - Digital Data
  - Linear/Interface Data
  - Memory/LSI Data
  - Hybrid Circuit Data
  - Transistor/Diode Data
- Reliable Equipment Design Guidelines
  - Design Reliability Handbook
  - Microcircuit Reliability Bibliography
- Tutorial Reliability Courses
- Annual Reliability Workshop
- Periodic Reliability Seminars



**Reliability Analysis Center**  
RADC/RBRAC, Griffiss AFB, NY 13441

Phone 315-330-4151, Autovon 587-4151

*RAC is a DoD Information Analysis Center Operated by IIT Research Institute*

Circle 242 on reader service card

## SUPER MINIATURE Neon Glow Lamps

Circuits Volts.....AC 105-125  
Series Resistance.....150K $\Omega$   
Nominal Current.....0.3mA  
Total Flux.....20mlm MIN.  
Average Life Hours...30,000

## CLEAR-GREEN Fluorescent Glow Lamps

Circuit Volts.....AC or DC 105-125  
Series Resistance.....33K $\Omega$   
Nominal Current.....1.6mA  
Total Flux(MIN.).....AC:120mlm,DC:130mlm  
Avg. Life Hours.....AC:30,000 DC:40,000

Circuit Volts.....AC 105-125  
Series Resistance.....27K $\Omega$   
Nominal Current.....1.5mA  
Total Flux.....90mlm MIN.  
Avg. Life Hours.....20,000

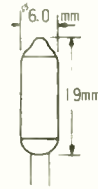
## ● MAIN PRODUCT

NEON GLOW LAMP, XENON FLASH LAMP,  
RARE GAS, DISCHARGE LAMP.  
MINIATURE : BLACK-LIGHT, UV-LIGHT,  
FLUORESCENT COLOR-LIGHT.

Dimension:mm



NL-8S



NL-35 G



NL-21 G

**ELEVAM ELECTRONIC TUBE CO., LTD.**

**EXPORT DIVISION**

NO. 17-8CHUO 2-CHOME OTA-KU, TOKYO JAPAN.  
TELEPHONE : 03 774 1231-5 TELEX : 246-8855 ELEVAM

242 Circle 169 on reader service card

## New products

ture stability is within 2 ppm from 0° to 50°C and short-term stability is within than 10<sup>-9</sup> rms/s average.

The counter can resolve 1 Hz with a measurement time of 1 second. Resolutions ranging from 1 Hz to 1 MHz can be selected using the front-panel keyboard, which will also set high and low frequency limits, offset frequency, and the measurement band. Sensitivity varies according to measurement band (ranging from 25 mV rms to -20 dBm), as does maximum input level (120 v rms to +5 dBm).

The model 548 alone is priced at \$5,700, option 06 costs an additional \$2,550. An interface for the IEEE-488 bus is also offered as an option. Delivery takes from 10 to 12 weeks.

EPI Microwave, 3230 Scott Blvd., Santa Clara, Calif. 95051. Phone (408) 244-7975 [354]

## Digital phase meter has wide dynamic range

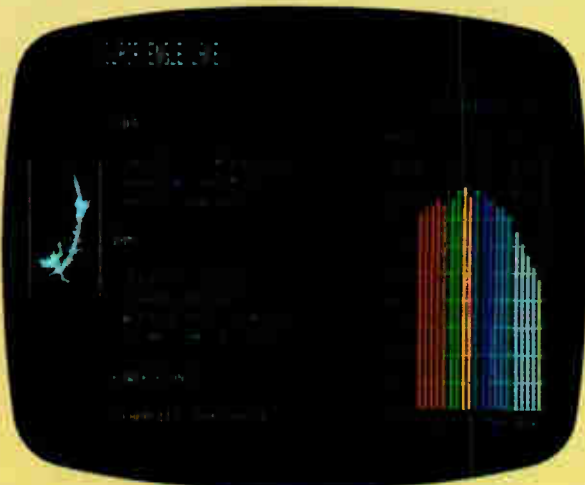
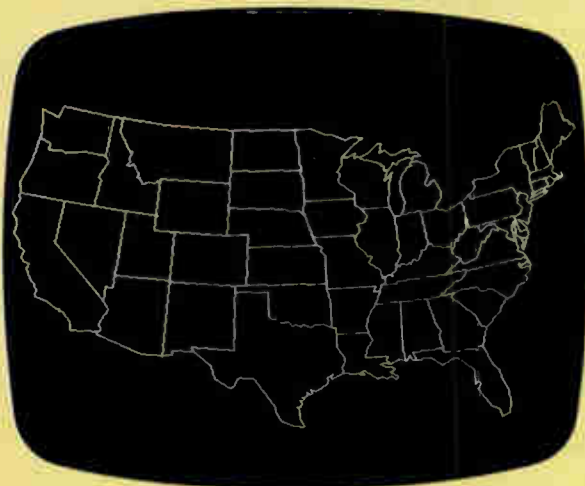
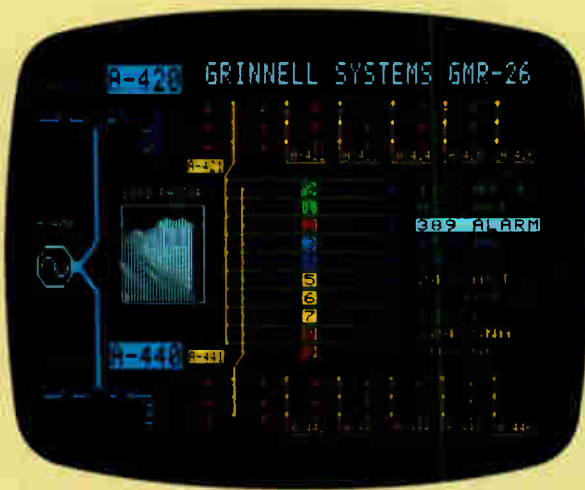
The phase difference between two signals of greatly differing amplitude may be measured using the wide-range model 355B digital phase meter. The four-digit instrument will handle input voltages from 1 mV to 400 v in only two ranges—1 mV to 2 v and 200 mV to 400 v. Test signals are applied to two identical processing channels, which will accept differential (balanced) or single-ended (unbalanced) inputs, or one of each. Frequencies from 10 Hz to 2 MHz can be handled.

To avoid problems that arise near the edge of a phase range, two display ranges are provided—0° to 360° and -180° to +180°. An error-sector indicator lamp lights up when the practical limits of the range in use are reached.

An analog output voltage proportional to the measured phase angle is a standard feature; a binary-coded-decimal output is optional. The model 355B sells for \$1,990 and has a delivery time of six weeks.

Wiltron Co., 825 East Middlefield Rd., Mountain View, Calif. 94043. Phone (415) 969-6500 [357]

# Vector graphics. OEM prices.



Now, with Grinnell's GMR-37 systems, you can have the advantages of dot matrix televisions at the same price as more limited resolution based systems.

And, every GMR-37 display includes an operating system: display generation, refresh memory, vector and rectangular graphics, alphanumeric in 4 sizes, bit-plane, RS-232 computer interface and RS-170 video interface. Systems, including power supplies, are housed in a 7", rack-mountable chassis and drive standard closed circuit monitors.

Four basic GMR-37 models can be tailored to fit into almost any computer-based system. Here are just a few examples. (Prices are F.O.B. San Jose, and quantity discounts are available. TV monitors are extra.):

## **GMR 37-10: \$3300**

256 x 256 resolution, one channel RGB color plus blink. (Two channels: \$3700)

## **GMR 37-20: \$3700**

256 x 512 resolution, one channel RGB color plus blink. (Two channels: \$4500)

## **GMR 37-30: \$4500**

512 x 512 resolution, one channel RGB color plus blink.

## **GMR 37-60: \$4700**

1024 x 1024 resolution, one channel B/W.

In addition, you can also have several economical options: independent cursors, joysticks, keyboards, special character sets and 16 bit, plug-compatible parallel minicomputer interfaces.

Further, if you ever want to move up, Grinnell has a complete line of larger systems—all software compatible with the GMR-37—to do things like animation, image processing and real-time frame grabbing.

So, if quality graphic displays are important to your product, look at the GMR-37 line. For a quotation on the system that meets your specific requirements, call or write.

# GRINNELL SYSTEMS

2159 Bering Drive, San Jose, California 95131 (408) 263-9920


# THINK BAUSCH & LOMB

... depends on precision, convenience, StereoZoom® microscope quality. Bausch & Lomb introduced the first zooming microscope. People all over the world have put their money on Bausch & Lomb microscopes to work for them than any other microscope of their kind.

... all relate to BAUSCH & LOMB quality. The wide range of resolution and depth of field, the precision optics, highly reliable mechanical components, precise photomicrographic exposure capabilities, a wide variety of illuminators, stands, and accessories are just a few of those reasons.

From industrial research to routine failure analyses and wafer inspections, there is a BAUSCH & LOMB StereoZoom microscope precisely right for your application. Write or call for a detailed catalog or demonstration. THINK BAUSCH & LOMB ... Quality since 1874.

BAUSCH & LOMB  
StereoZoom  
Microscopes  
**20**  
ANNIVERSARY



**BAUSCH & LOMB**   
Scientific Optical Products Division

Rochester, New York 14602 USA  
716-338-6000, TWX 510-253-6189  
TELEX 97-8231, CABLE: Bausch & Lomb

In CANADA: Bausch & Lomb Canada Ltd. 2001 Leslie Street Don Mills, M3B2M3, Ontario, Canada (416) 447-9101

Consult Yellow Pages under "Microscopes"

Circle 244 on reader service card

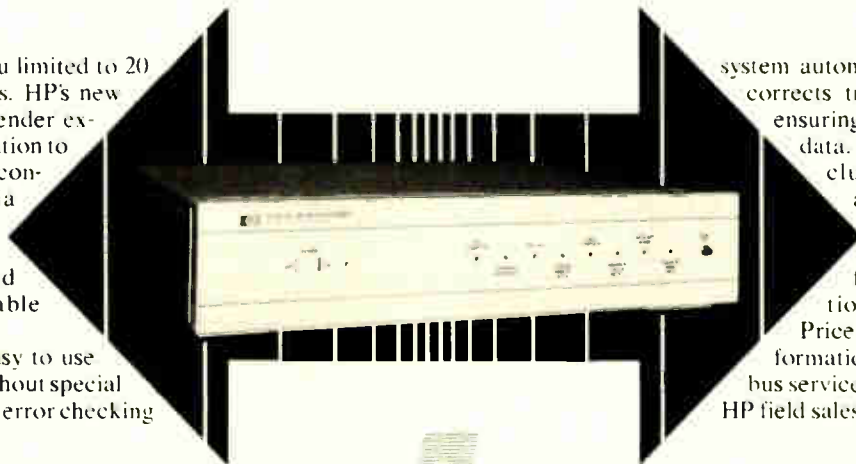
## HP announces extended Bus service!

The New HP 37201A HP-IB Extender lets HP-IB instruments and systems operate over almost unlimited distances.

No longer are you limited to 20 meter cable lengths. HP's new "transparent" extender expands HP-IB† operation to 1000 meters when connected directly via twin pair cable — and, with modems, the range is limited only by the available telephone network.

The 37201A is easy to use and will operate without special software. Its built-in error checking

system automatically detects and corrects transmission errors — ensuring a high integrity of data. Modem operation includes Point-to-Point and Multi-Point configurations and an RS366/V25 interface permits connection to an autodialler. Price, \$1840.\* For more information on HP's extended bus service contact your nearby HP field sales office or write.



HEWLETT  PACKARD

Model 37201A-1000, Price: \$1840.00, Part No. 37201A-1000

\*Domestic US price only.

†HP's implementation of IEEE Standard 488 and the identical ANSI Standard MC1.1.

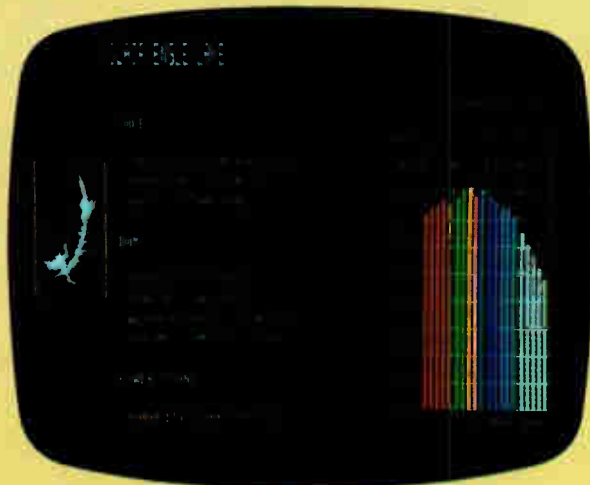
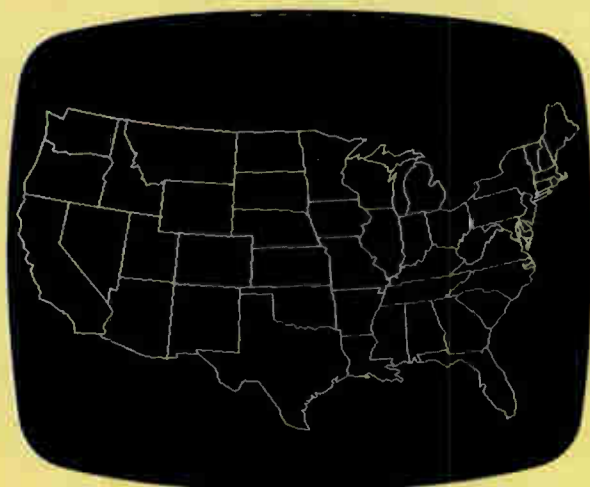
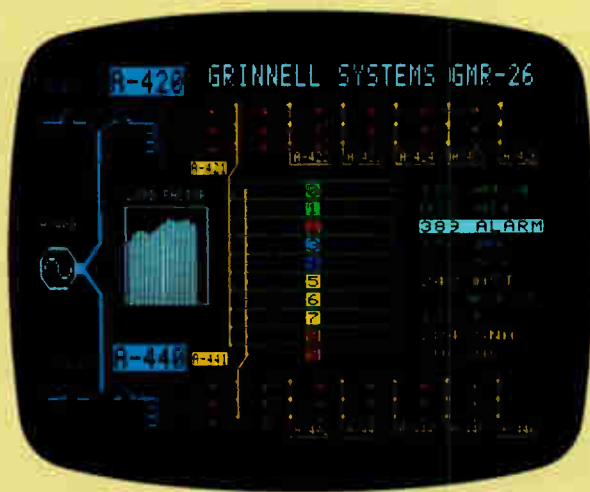
14902

244 Circle 172 on reader service card

Electronics / May 24, 1979



# Vector graphics. OEM prices.



Now, with Grinnell's GMR-37 graphic display systems, you can have the resolution and input advantages of dot matrix television for about the same price as more limited character-based systems.

And, every GMR-37 display is a complete operating system: display generator, MOS refresh memory, vector and rectilinear graphics, alphanumeric in 4 sizes, bi-directional RS-232 computer interface and RS-170 video interface. Systems, including power supplies, are housed in a 7", rack-mountable chassis and drive standard closed circuit monitors.

Four basic GMR-37 models can be tailored to fit into almost any computer-based system. Here are just a few examples. (Prices are F.O.B. San Jose, and quantity discounts are available. TV monitors are extra.):

## **GMR 37-10: \$3300**

256 x 256 resolution, one channel RGB color plus blink. (Two channels: \$3700)

## **GMR 37-20: \$3700**

256 x 512 resolution, one channel RGB color plus blink. (Two channels: \$4500)

## **GMR 37-30: \$4500**

512 x 512 resolution, one channel RGB color plus blink.

## **GMR 37-60: \$4700**

1024 x 1024 resolution, one channel B/W.

In addition, you can also have several economical options: independent cursors, joysticks, keyboards, special character sets and 16 bit, plug-compatible parallel minicomputer interfaces.

Further, if you ever want to move up, Grinnell has a complete line of larger systems—all software compatible with the GMR-37—to do things like animation, image processing and real-time frame grabbing.

So, if quality graphic displays are important to your product, look at the GMR-37 line. For a quotation on the system that meets your specific requirements, call or write.

# GRINNELL SYSTEMS

2159 Bering Drive, San Jose, California 95131 (408) 263-9920

# THINK BAUSCH & LOMB QUALITY

When your quality control depends on precision, convenience, or reliability—think StereoZoom® microscope quality.

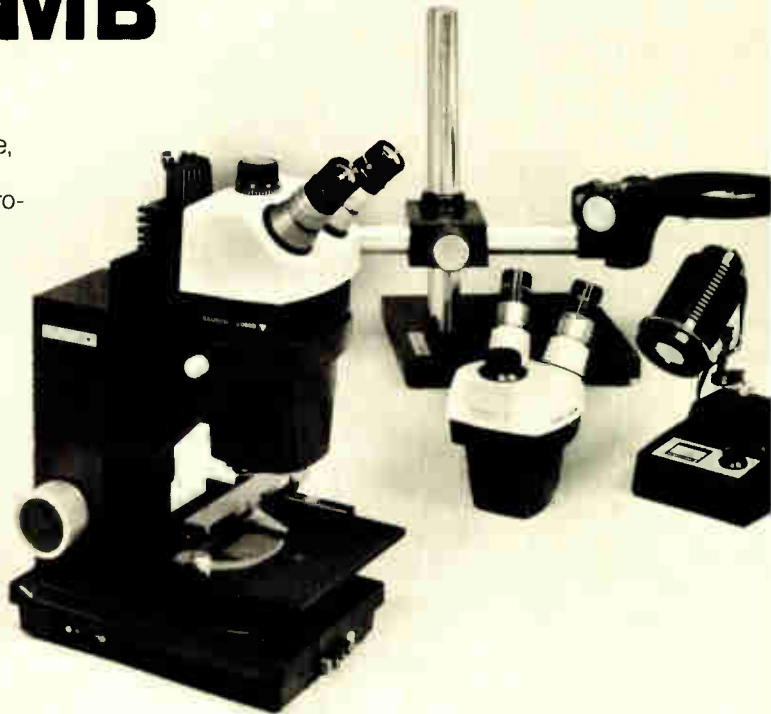
Since BAUSCH & LOMB introduced the first zooming microscopes in 1959, more people all over the world have put StereoZoom® microscopes to work for them than any other instruments of their kind.

The reasons all relate to BAUSCH & LOMB quality. Optimum balance of resolution and depth of field, precision optics, highly reliable mechanical components, precise photomicrographic exposure capabilities and a wide variety of illuminators, stands, and accessories are just a few of those reasons.

**BAUSCH & LOMB**  
**StereoZoom**  
microscopes

**20**  
ANNIVERSARY

From industrial research to routine failure analyses and wafer inspections, there is a BAUSCH & LOMB StereoZoom microscope precisely right for your application. Write or call for a detailed catalog or demonstration. THINK BAUSCH & LOMB ... Quality since 1874.



**BAUSCH & LOMB**   
Scientific Optical Products Division

Rochester, New York 14602 USA  
716-338-6000, TWX 510-253-6189

TELEX 97-8231, CABLE: Bausch & Lomb

In CANADA: Bausch & Lomb Canada Ltd. 2001 Leslie Street Don Mills, M3B2M3, Ontario, Canada (416) 447-9101

Consult Yellow Pages under "Microscopes"

Circle 244 on reader service card


## HP announces extended Bus service!

The New HP 37201A HP-IB Extender lets HP-IB instruments and systems operate over almost unlimited distances.

No longer are you limited to 20 meter cable lengths. HP's new "transparent" extender expands HP-IB† operation to 1000 meters when connected directly via twin pair cable — and, with modems, the range is limited only by the available telephone network.

The 37201A is easy to use and will operate without special software. Its built-in error checking

system automatically detects and corrects transmission errors—ensuring a high integrity of data. Modem operation includes Point-to-Point and Multi-Point configurations and an RS366/V25 interface permits connection to an autodialler. Price, \$1840\*. For more information on HP's extended bus service contact your nearby HP field sales office or write.



HEWLETT  PACKARD

1307 Page Mill Road, Palo Alto, California 94304

\*Domestic US price only.

†HP's implementation of IEEE Standard 488 and the identical ANSI Standard MC1.1.

14902

244 Circle 172 on reader service card

Electronics / May 24, 1979

# abbott

## POWER SUPPLIES

### Our standard products meet MIL specs

Why order "specials" and pay for "options" when you can get an Abbott militarized power module virtually off-the-shelf for fewer dollars per watt? Take our Model C's and W's, for example. They're hermetically sealed, feature superior tracking accuracy for *all* rated conditions, and come in package sizes as small as 2 1/8" x 3 1/4" x 3 1/4". (The units we put on SKYLAB, except for some special components and testing, were "standard".)



**28 VDC to DC Power Modules (Model "C")** — feature smaller volume, lower weight, and higher performance. Low peak-to-peak ripple and close regulation meet even the most demanding specs. The standard Model "C" line converts 24-30 volts DC to any output between 5 and 100 volts DC.

**For Catalog Circle Card Number 100**

**400 Hz to DC Power Modules (Model "W")** — feature close line and load regulation, low output ripple, and are built to meet the EMI requirements of MIL-STD-461. The Model "W" family provides output voltages from 5 to 100 VDC with current levels from 0.3 to 20 amps. Why waste time and money designing a "special" power supply?

**For Catalog Circle Card Number 101**

**Dual Output Versions** — both the C and the W series are available in hermetically sealed, dual output models that feature 1% tracking accuracy, 0.2% regulation, low peak to peak ripple, +100°C operation . . . and we offer CC's and WW's as standards, not "specials."

**For Catalog Circle Card Number 102**

See Power Supply Section 4000, and Transformer Section 5600, Vol. 2, of your EEM catalog; or Power Supply Section 4500, and Transformer Section 0400, Vol. 2, of your GOLD BOOK for complete information on Abbott products.

**abbott transistor**

**LABORATORIES, INCORPORATED**

General Offices  
5200 W. Jefferson Blvd., Los Angeles 90016  
(213) 936-8185 Telex: 69-1398

Eastern Office  
1224 Anderson Ave., Fort Lee, N.J. 07024  
(201) 224-6900 Telex: 13-5332



Microcomputers & systems

## Printer sells for only \$995

---

Unit aimed at microcomputer  
market handles three types  
of paper, prints 50 c/s

---

Many customers balk at paying more than about \$1,000 for a printer to go with a microcomputer system that itself costs them less than \$2,000. Centronics Data Computer Corp. agrees with these customers, and is now offering a lightweight, low-cost, dot-matrix printer suitable for most professional and small business computer applications. "Substantial numbers of [micro]computers are installed today without printers," notes W. Patrick Decker, marketing product manager. "Only one in five computers is purchased with a printer." Centronics believes that it will change that picture with its model 730, priced at \$995 and scheduled for showing at the National Computer Conference in New York next month.

An important feature of the unit is that it will take three different kinds of paper: cut sheets, fan-folded paper, and paper rolls. "A wide vari-

ety of needs can be met with this paper selection," says Decker, pointing out that fan-folded paper can be used for billing purposes, the teletypewriter rolls for logging and printouts, and the cut sheets for memos and direct-mail letters. The distance from print head to carriage is adjustable, so that up to three carbon copies may be made at once.

The 730 employs a seven-by-seven dot-matrix print head and can print elongated characters. The printer uses the 96-character ASCII set, with other fonts under development for foreign-language applications.

Two interfaces are offered with the 730: parallel, accepting up to 15,000 characters per second, and serial. Separate motors are used for the ribbon drive and the print head. The latter moves unidirectionally across a maximum line length of 80 columns. A front-panel reset switch allows the printer to be disabled without dropping the interface line. A regular on/off switch is also provided.

The unit prints 10 characters per inch at a rate of 50 per second. With the serial interface unit, a density of 16.7 characters per inch is software-selectable.

The printer is small—14.5 by 11 by 4.89 in.—and weighs only 10 lb. Its portability is important because Centronics wants customers to be able to bring the printers to service

centers for maintenance. "We'll have walk-in maintenance," notes Decker. "With some printers, the cost of maintenance can be more than the system itself after a few service calls."

Shipments of the 730 are scheduled to begin next month. The \$995 price is for singles; large-quantity discounts will be offered. Centronics plans to market the printer through the OEM network, its own distributors, and possibly also retail stores. Delivery time is 60 days.

Centronics Data Computer Corp., Hudson, N. H. 03051. Phone Pat Decker at (603) 883-0111 [341]

---

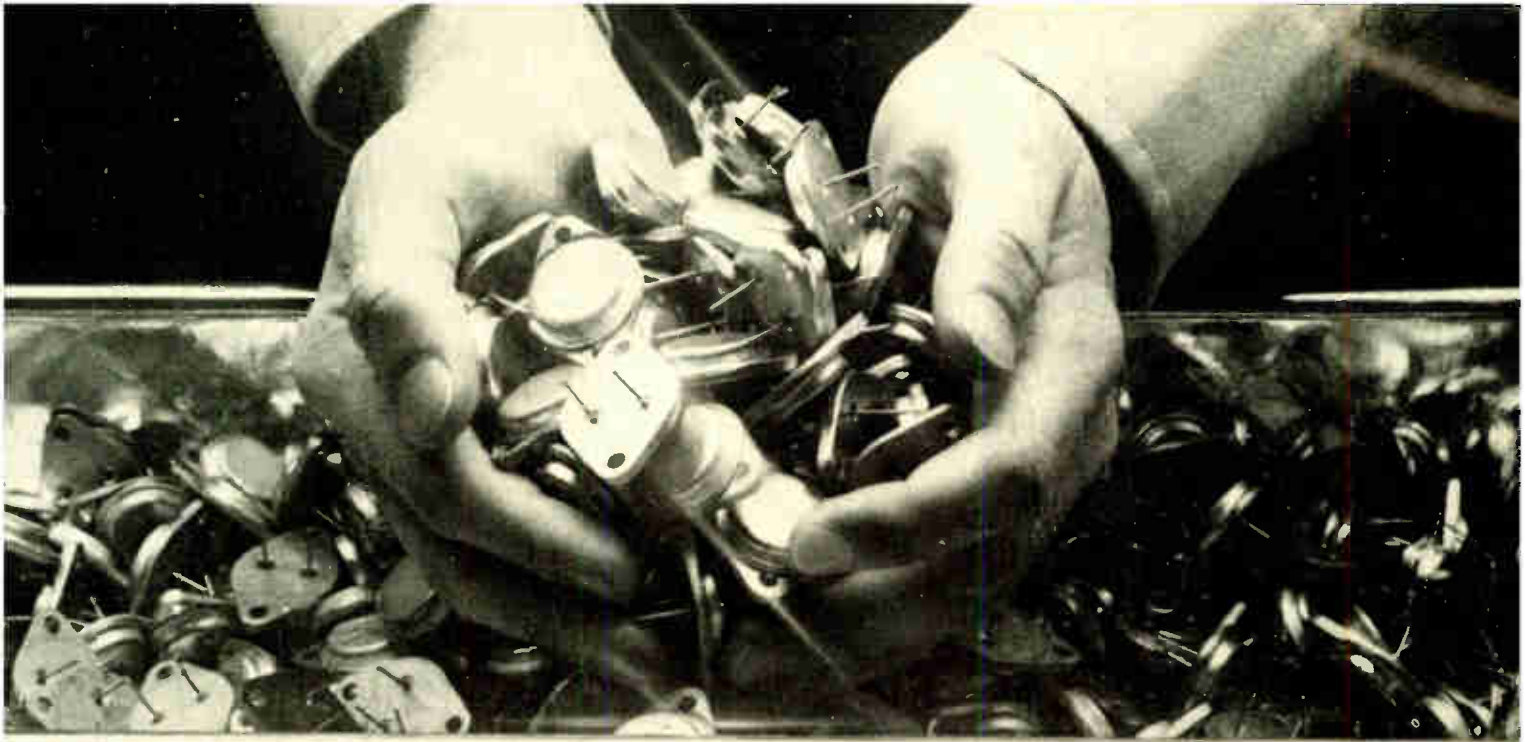
## Multibus-compatible board controls up to 40 megabytes

The iSBC 206 hard-disk-controller board gives designers and users of Multibus compatible systems access to very large amounts of storage: up to 40 megabytes. Developed for the more sophisticated original-equipment manufacturer, the 206 supports from one to four 10-megabyte drives. These include the Diablo 44B, Pertec D3422, Wangco (Perkin-Elmer) ST2222, Caelus 306 R, CDC 9427 "Hawk," as well as other drives that conform to the same interface standards.

The controller can accommodate 8- or 16-bit data transfers and can handle 16- or 20-bit address-bus structures. Thus it can be used in system architectures employing the 8080A, 8085A, or 8086 microprocessors. Existing software developed in conjunction with the RMX/80 Real-Time Multitasking Executive can be upgraded readily from floppy- to hard-disk storage by configuring an iSBC 206-controller driver into RMX/80 software (in place of iSBC 201, 202, or 204 drivers). This software driver is available with the iSBC 206 board at no added cost.

Overcoming one of the major problems of rotating-memory systems—fault location—the iSBC 206 is supplied with its own diagnostic routines in on-board read-only memory. Thus the system designer or





## HERE'S WHERE FASTER TESTING PAYS OFF.

At the end of the line, throughput is what you're looking for. More devices for each capital dollar.

And higher throughput is what Teradyne's T347C delivers. By testing discrete semiconductors faster than any competitive system. Here's how it's done.

### **FASTER TEST TIMES.**

Cut test time and you increase throughput.

In the case of leakage current testing (the most time-consuming), the T347C is exceptionally quick. Up to twice as fast as other automatic testers.

Datalogging is also faster. Using the system's A/D converter, you can take high-speed voltage measurements at least five times

faster than with successive approximations. The job is done in the time it would normally take to perform one pass/fail test.

### **LESS SETUP TIME.**

Teradyne went to some lengths to simplify the T347C. Error messages quickly locate programming faults. "On-demand" job plan formatting speeds up programming considerably.

Any series of commands and dialogs can be combined by an operator into a single keystroke using the "command key."

"Bin-oriented testing" permits rapid assembly of test programs by allowing the operator to group test specifications by device type. This eliminates the need to store and

retrieve each test individually.

All the above reduce your overall test time. The bottom line is throughput.

### **MORE UPTIME.**

No matter how fast a system can test, it can't test if it's down. Uptime is critical. And Teradyne has designed the T347C to stay up.

What's more, with worldwide stocking, service, and applications centers, Teradyne offers the industry's most comprehensive support system.

It all adds up to higher throughput. And if you're testing discrete semiconductors, it's high time you learned more. Write: Teradyne, 183 Essex Street, Boston, MA 02111. Or call (617) 482-2700.

# TERADYNE

Circle 247 on reader service card



World's most popular —



## SINGLE PLATE Ceramic Capacitors



### Temperature Compensating Stable and General Purpose

ERIE Red Cap "Weecon®" Ceramic Capacitors long have been the standard of the industry, offering the broadest selection of ceramic formulations available.

Additionally, the Red Cap Weecon line is available in a wide variety of package sizes. This all adds up to the most comprehensive capability in miniature ceramic capacitors in the industry.

So specify ERIE Red Cap single plate Ceramic Capacitors. For even higher capacitance values, ERIE Red Cap Monoblocs® are preferred by design engineers.


- Capacitance range 1 pF. thru .039  $\mu$ F.
- 25, 50, 100, 200, 500 Volts
- Wide range of TC materials and tolerances
- Delivery to meet your needs

Write for catalog 8100.

# ERIE

ERIE TECHNOLOGICAL PRODUCTS, INC.  
State College, Pa. 16801  
814-237-1431

## New products



user can run a diagnostic routine on the controller itself to ascertain whether a failure occurred in the disk-drive unit or the controller. And in most cases, the fault is pinpointed. Also, data transfers are fully buffered with on-board random-access memory. This guarantees that there will be no data overrun and further, this 1-kilobyte buffer allows the iSBC 206 controller to be placed lower in an interrupt sequence.

The iSBC 206 controller, supplied as a two-board set, operates from a single 5-V supply, drawing an average current of 5.5 or a maximum 6.5 A. The module conforms to the Multibus-standard layout dimensions of 6.75 by 12 in. The price of each iSBC 206 disk controller in single quantities is \$2,500, and it is available immediately from the manufacturer's stock.

Intel Corp., 3065 Bowers Ave., Santa Clara, Calif., 95051. Phone (408) 987-8080 [342]

### Package lets users design with MC6801

The MEX6801 support package permits the design of microcomputer systems that employ Motorola's latest single-chip microcomputer: the MC6801. The package consists of an EXORciser/EXORterm-compatible control module, a buffer board, an interceptor module, and control software that allows evaluation and debugging of programs under development.

The support package allows development of MC6801 software and hardware of any of the Motorola microcomputer development systems; that is, on the EXORciser I or II, or the EXORterm 200 or 220. Additionally, the support package provides the User System Evaluator

(USE) capability. With the USE capability, the user can extend the EXORciser or EXORterm debugging features to his target system.

The MEX6801 is completely compatible with all current EXORciser options such as the System Analyzer, programmable read-only memory Programmer, EXORDisk, etc. It is also compatible with Motorola's present static and dynamic memory and input/output modules. The MEX6801 features real-time emulation in the 6801's three modes of operation: single-chip, multiplexed, and nonmultiplexed. The MEX6801 requires 24 kilobits of memory.

The unit price (in quantities of one to five) for the MEX6801 EXORciser support module (including USE capability) with Macro Assembler is \$2,500.

Motorola Semiconductor Products Inc., P. O. Box 20912, Phoenix, Ariz. 85036. Phone (602) 244-6900 [346]

### Cross assembler generates 6800 code on Intel MDS

With the 6800/6801 cross assembler from Xener Corp., designers who have access to an Intel MDS Microcomputer Development System can now use 6800 and 6801 microprocessors in their products. The cross assembler runs under the ISIS-II operating system.

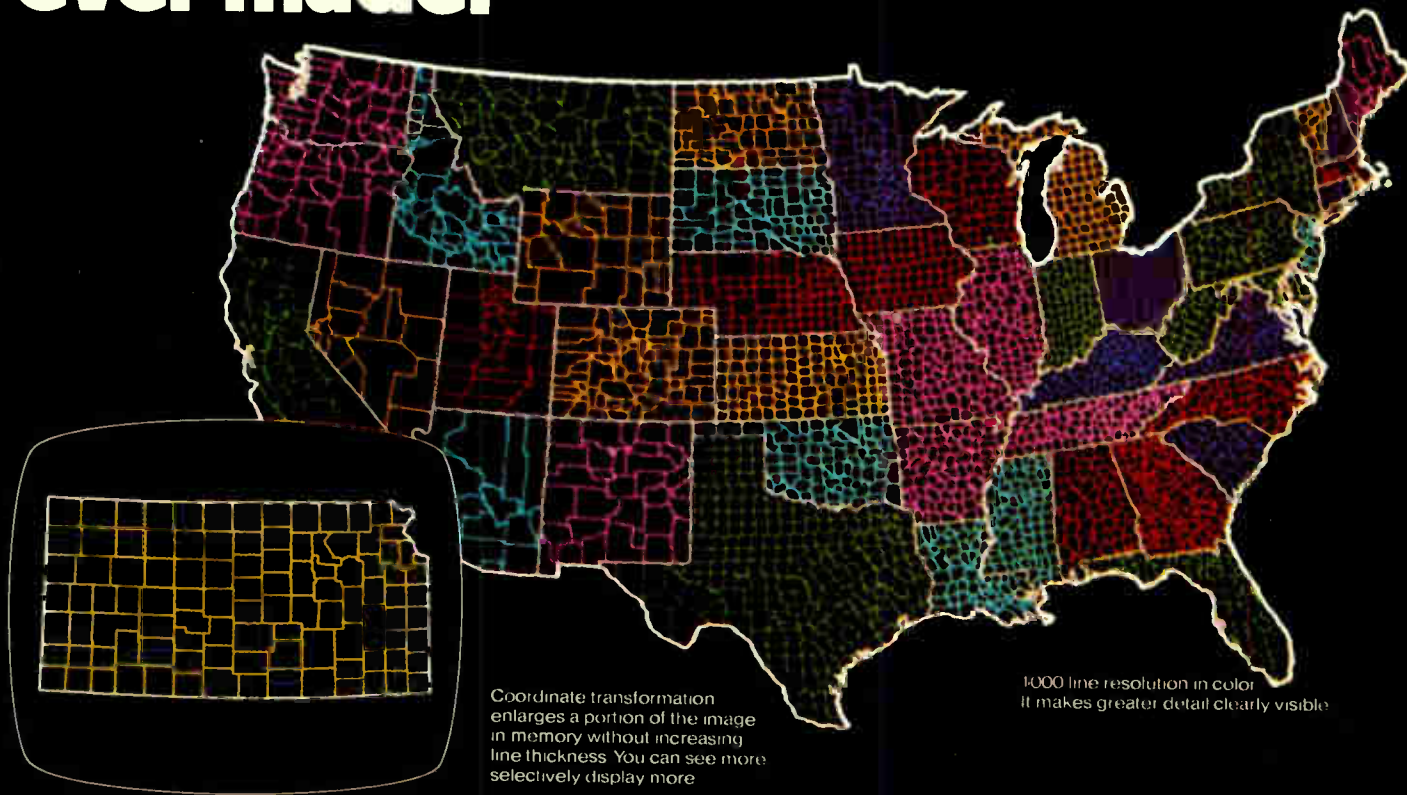
The cross assembler uses standard Motorola mnemonics to symbolize 6800 and 6801 instructions. It also supports conditional-assembly instructions, cross referencing, page-width and -length controls, as well as form feed and spacing for a new page. Source-statement format is identical to that of the assembler provided with a Motorola EXORciser development system, and there are only a few differences in assembler-control statements.

The price of the 6800/6801 cross assembler is \$550.00, and it is available from stock on a single- or double density ISIS-II diskette.

Xener Corp., 6641 Backlick Rd., Springfield, Va., 22150. Phone Ray Gwinn (703) 569-5050 [343]



# Ramtek introduces the most powerful raster graphics and imaging display system ever made.



Coordinate transformation enlarges a portion of the image in memory without increasing line thickness. You can see more selectively display more

1000 line resolution in color  
It makes greater detail clearly visible

Here's the Ramtek 9400. Finally, a display that combines raster color, 1000 line resolution, coordinate transformation, high-speed graphics and more—all in one package.

**It's colorful.** More than 16 million color possibilities thanks to raster scan technology. Or, choose black and white or gray scale.

**It's fast.** Vector writing speeds are greater than 16,000 vectors a second with 50 pixel average vector lengths.

**It's sharp.** At the top of the line you can display—in color—1024 scan lines of 1280 elements.

**It's powerful.** Local spatial transformations include translate, rotate, scale, pan and zoom. You can store and deal with pictures that are much larger or more detailed than can be displayed at one time. De-cluttering allows greater detail to be displayed as the picture is enlarged or less as it's reduced.

**It's convenient.** Subpictures and special symbols may be down loaded and stored in user memory. Pictures from display lists can be

clipped to arbitrary viewports on the display surface.

**It's interactive.** Subpictures can be called by keyboard function keys. The entity detection feature identifies graphic procedures and instructions that draw objects pointed out by the operator. Interactive controls include a general purpose keyboard, trackball, joystick, light pen and tablet.

**It's more than one.** The 9400 system is seven different models offering resolution from 256 x 640 to 1024 x 1280. All with the same

powerful range of capabilities for command and control, process control, mapping, computer aided design, remote sensing—or any application requiring the ultimate in graphics and imaging potential.

**It's more than ever.** The sophisticated graphics user no longer has to settle for monochrome or limited color. Now, you can have high density, flicker-free color and high speed performance. Ramtek put it all together in the 9400.

**It's available now.** For more information call your nearest Ramtek office. Or, write: Ramtek, 585 N. Mary Avenue, Sunnyvale, CA 94086.



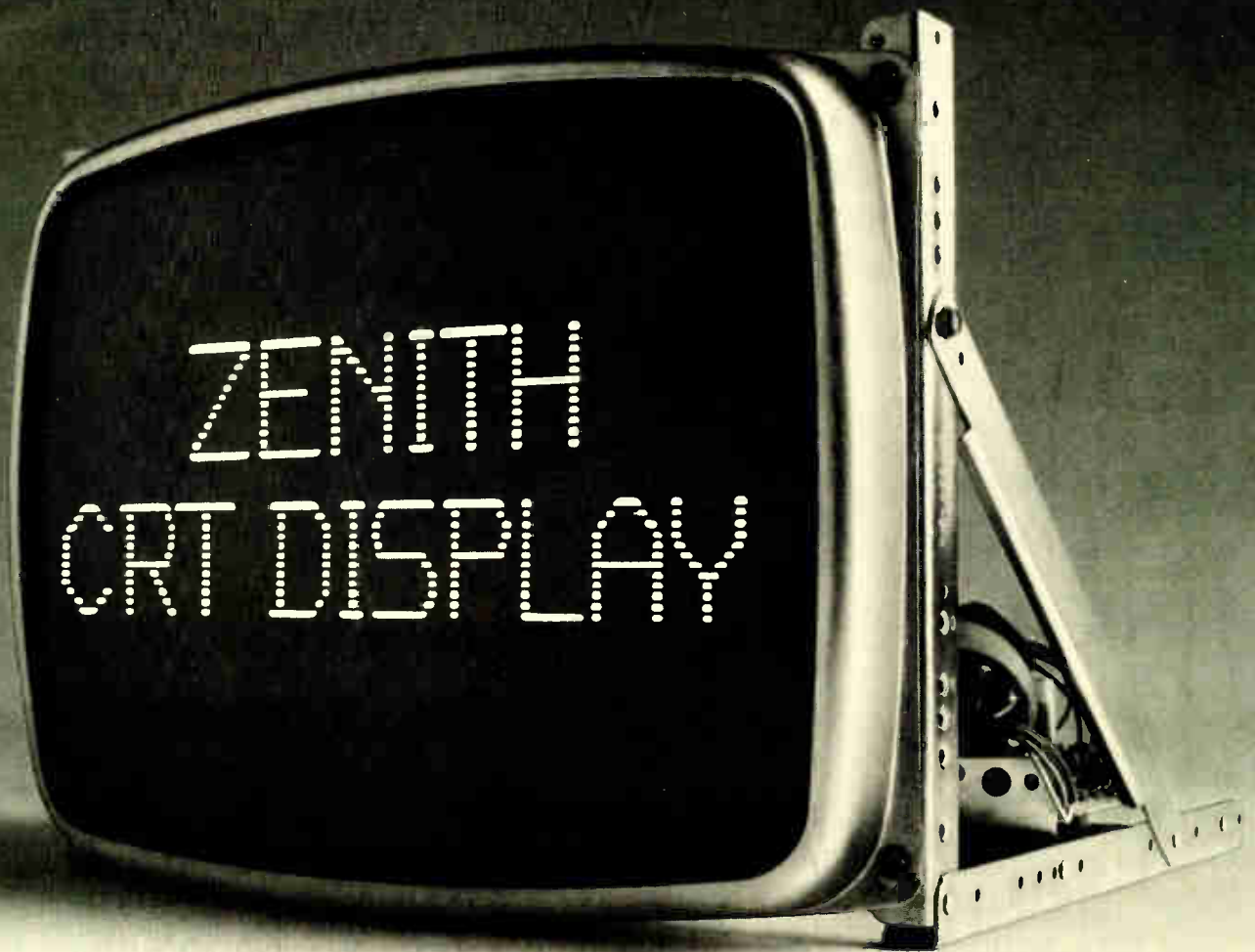
World Radio History

## Ramtek

Our experience shows.

REGIONAL OFFICES: Sunnyvale, CA (408) 735 8400 Newport Beach, CA (714) 979 5351 Dallas TX (214) 422 2200 Manland FL (305) 645 0780 Huntsville AL (205) 837 7000 Chicago IL (312) 956 8265 Cleveland OH (216) 464 4053 Washington D.C. (301) 656 0350 Metropolitan NY (201) 238 2090 Boston MA (617) 862 7720 West Germany (0611) 771070

Circle 249 on reader service card



# The read-out is quality.

Quality is what has made Zenith famous for over sixty years and number one in the television industry. It's that quality, that commitment to excellence – that insures the reliability of every product we make.

Our manufacturing facilities, laboratories, equipment, procedures, experience and know-how give you the quality and reliability that you look for in a CRT Display. A CRT Display that will hold up under really tough operating conditions.

And to all this, our people add the personal service and special attention you want from your CRT Display source.

## **Exhaustive testing**

Our testing insures that every component operates to exacting Zenith standards. Exhaustive computer analysis, electron microscope and thermograph scan tests are only a sample of what we do.

Our environmental lab tests Zenith CRT Displays for thousands of hours under extreme humidity, vibration, altitude and temperature conditions.

Zenith CRT Displays are designed not only to meet our exhaustive testing requirements, but your demanding specifications as well.

## **Application engineering**

Every CRT Display we design has our customers in mind. Before our engineers even begin new circuit layouts, we'll meet with you and find out what your exact needs and specifications are.

## **Advanced componentry**

Components in the CRT Display are designed with reserve capacity for low maintenance and continued reliability.

The Zenith CRT Display is equipped with a Zenith designed and built deflection transformer. It not only gives a consistent scan, but it is also embedded in epoxy for long-term reliability and the elimination of high frequency squeal.

## **Important Zenith Features**

The Zenith CRT Display is precision engineered. No linearity controls are required and the CRT Display's

vertical and horizontal synchronization is automatic.

The Zenith CRT Display frame can be adjusted to virtually any angle you want. This will satisfy many customer requirements without having a frame custom designed.

But we do welcome the opportunity to meet all your special requirements.

## **Zenith tradition**

At Zenith we'll make sure you get the same service, quality and reliability in your CRT Display that we've been giving our customers for over sixty years.

For further information and specifications, write CRT Display Engineering Division, Zenith Radio Corporation, 1000 Milwaukee Avenue, Glenview, Illinois 60025, or call 312-773-0074.

The quality goes in before the name goes on.

**National Computer Conference, June 4-7, Booth 314.**

Circle 77 on reader service card

World Radio History



# Samtec Electronic Hardware

SAM SHINE, PROP.



**NEVER A GOLD SURCHARGE**

**GUARANTEED PRICING**  
- no surprises

**NO MINIMUM ORDER SIZE**


**GOOD DELIVERY**  
- when promised

**"We'll give you old-fashioned personalized service."**


The customer comes first at Samtec... and our growing OEM and distributor accounts really appreciate it. We believe that service follow-up, delivery and pricing promises are meant to be kept — and we work hard to see that they are.

Why not give us a try and see how trouble-free *personalized* service can be?


Get our New 32-page catalog today—complete with all specs and ordering data. See what a difference *personalized* service can make!




Cable Plugs



Socket/Terminal Strips




DIP Sockets



TO Sockets



Cable Strip Connectors




Adaptors

**samtec**

810 PROGRESS BOULEVARD, NEW ALBANY, INDIANA 47150  
PHONE (812) 944-6733

© 1978-Samtec, Inc.





# NO SYSTEM DIAGNOSES LSI FASTER THAN THIS SYSTEM.

No doubt about it.

In board testing, you have to have fast diagnosis before you can have high throughput. And Teradyne's L135 LSI Board Test System delivers the fastest diagnosis in the industry.

What's more, the L135 is the only practical means for production testing LSI. Because only the L135 is engineered to handle the long bidirectional buses and multi-pin devices that stop other test systems cold.

## **THE ELECTRONIC KNIFE CUTS THROUGH TO BAD DEVICES.**

Regular guided probing can only take you so far. Specifically, to the failing bus or node.

That's where Teradyne's Electronic Knife takes over. With a few additional probes, the Electronic Knife precisely identifies the faulty IC.

Costly trial and error replacement of LSI chips is eliminated. Skilled technicians need not spend hours searching out problems.

The L135 even handles multi-layer boards and low-power driver families. Finding faults that can only be detected with the board powered and active.

So the Knife cuts two ways. It cuts diagnosis time for higher throughput, and it cuts operating costs for higher profitability.

## **PROBES ARE FEWER AND FASTER.**

LSI chips are simply too complex for regular probing. Back-tracing the failing signal path may require hundreds of successive, time-consuming probes.

To solve this problem, Teradyne developed a software routine called State Sensitive Trace. It analyzes the circuit and directs the probe first to those inputs most likely to contain the failing signal.

Total probes are reduced from hundreds to, say, 20 or 30.

Also, the L135's On-Line Circuit Model cuts probing time still further. By displaying successive probe commands without the delays other systems may require.

If you're testing conventional boards, the L135 will give you the fastest diagnosis available. If your boards are LSI, only the L135 has the capability to test them on the production line.

Remember that. Because productivity is the bottom line.

For more information on these and other L135 features, contact your local Teradyne Sales Office. Or call Teradyne Boston, (617) 482-2700.

## **PRODUCTIVITY IS THE BOTTOM LINE.**

# TERADYNE

# We've Earned Our Stripes

## With The Only Plug Compatible Microprocessor I/O System In The Industry

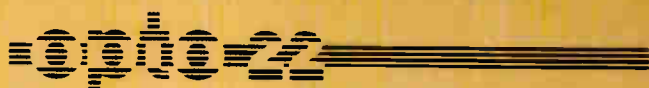
Opto 22 combines the latest and best in I/O modules with plug compatibility to single board computers. Opto 22 I/O Systems are available in plug compatible racks holding eight, sixteen or twenty-four modules. These highest quality Input/output modules are available for 5, 15, or 24-volt logic—all employing 2500 volts RMS photo-isolation.

Simplified installation and maintenance are important features of the systems. Barrier-type screw terminals, LED status lights, pull-up resistors and plug-in fuses are mounted on the racks. Changes and replacements are easily made without removing wires.


Because we concentrate solely on photo-isolated SSR's, you get quality, reliability and innovation at the best prices.

### Plug compatibility with:

- |                                                        |                                             |
|--------------------------------------------------------|---------------------------------------------|
| <input type="checkbox"/> Intel                         | <input type="checkbox"/> General Automation |
| <input type="checkbox"/> Motorola                      | <input type="checkbox"/> Iasis              |
| <input type="checkbox"/> Burr-Brown                    | <input type="checkbox"/> Mostek             |
| <input type="checkbox"/> Computer Automation           | <input type="checkbox"/> National           |
| <input type="checkbox"/> Control Logic                 | <input type="checkbox"/> Texas Instrument   |
| <input type="checkbox"/> Data General                  | <input type="checkbox"/> Western Digital    |
| <input type="checkbox"/> Digital Equipment Corporation | <input type="checkbox"/> Zilog              |



5842 Research Drive, Huntington Beach, CA 92649, (714) 892-3313  
Circle 253 on reader service card



Also available  
4-Module Rack  
w/Screw Terminals



## Packaging & production Smart analyzer studies waves

Microprocessor-based unit  
with 1-GHz bandwidth is  
aimed at automatic testing

Like most computer systems, computer-based automated test equipment can be improved by the use of intelligent peripherals. Toward that end, E-H International Inc., Oakland, Calif., introduced a microprocessor-based waveform analyzer, its model 1060, at Electro79 that combines intelligent control with a choice of interface features. These ease testing of such parameters as rise time, fall time, time between events on channels A and B, plus measurement of from 1 to 16 cycles of a pulse train for more accurate period determination.

"We had to make several key decisions before undertaking this design," Dick Woods, director of marketing, says. "In our previous systems we had serial interface but were aware of the growing populari-

ty of the 8-bit parallel general-purpose interface bus. In addition, we wanted to make the unit more flexible. As a result, we went to a microprocessor [8085] design and added IEEE-488 interface capability, too."

Primarily designed to work in conjunction with a host computer, the 1060 can be used in a local mode with functions controlled from its front-panel keypad. The cathode-ray-tube screen to the keypad's left (photo) displays both the signal or signals of interest and the operating program being run. Placed into the auto search mode, the 1060 will automatically adjust the range and delay-sweep values until the desired signal is found. This mode is addressable either via the host or from the front panel.

Each of the 1060's two channels has a 1,000-bit random-access buffer, which is written into by the input sampling circuitry. This data, once stored in RAM, is displayed on the screen and can also be retrieved by the host for further measurement or for comparison with other signals. The unit's 1-GHz input bandwidth allows it to measure signals down to 0.2 ns per division. Signal amplitudes that range from only a few millivolts to a maximum of 100 v

may be measured and displayed, too. Digital values of the time and amplitude appear on the screen and are available to the host computer if requested.



Up to 10 programs of 56 characters maximum per program can be stored in internal RAM. This allows the host to jump from one test program to another via the control program, or the operator can switch programs using the front-panel keys. An input multiplexer is available, permitting users to increase the number of input lines from 2 to 40, all of which are selectable by the operating program, Woods says.

The model 1060 is self-contained except for the external high-frequency probes. It will interface to automatic test equipment with its serial RS-232-C interface (variable from 110 to 9,600 baud) or through its IEEE-488 interface (implemented using a Motorola 68488 single-chip interface circuit). The price of the 1060 is \$18,750 and it will be available this July.

E-H International Inc., 515 Eleventh St., Oakland, Calif. 94604. Phone (415) 834-3030 [391]

## Breadboard system makes solderless connections

Designed for the prototyping of printed-circuit boards, the Scotchflex breadboard system consists of insulation-displacement connectors together with U-shaped contacts that permit solderless connection to boards with plated-through holes. The connectors include solder strips with eight contacts, plug strips, and 16-pin dual in-line sockets. To make



# Say goodbye to your old Analog RMS Voltmeter.



And say hello to Fluke's family of True RMS Digital Voltmeters at analog prices. The advantages of a digital voltmeter's speed and accuracy have finally come to wideband true rms measurements. Thanks to an exclusive Fluke-designed micro-electronic chip, you can now make true rms measurements with an ease never before possible — and starting at just \$995\*.

**Try this on your old analog meter.** Each model boasts an autoranging LED display of volts (3½ digits) or dB (4½ digits) with 0.5% midband accuracy. An exclusive "dial-a-reference" feature lets you match the instrument's dBm reference to the impedance of the system you're working with. The resultant direct reading of dBm eliminates time consuming calculations. With the relative dB feature, you can set the existing dB reading to zero establishing the input voltage level as the dB reference. Subsequent readings will be indicated as ±dB. All with ac or ac + dc input coupling.

For simplified peaking/dipping measurements, an analog meter complements the digital display. Counter and log output options are available for your system applications.

**Match the model to your measurement needs.** There's no compromise when buying a Fluke True RMS Voltmeter. The 8920A and 8921A boast



10Hz to 20 MHz specifications with a 2mV range to 2 MHz. Choose the 8920A with a BNC input or, for floating measurements to 500V, the 8921A with isolated banana jacks.

The 8922A, newest in the series, includes design enhancements for both audio measurements (with specifications to 2 Hz) and rf

applications (with an 11 MHz, 2 mV range). Selectable 200 kHz filtering enhances audio performance by eliminating unwanted high frequency noise.

**Latch them together, then put them on the bus.** Each 8920-Series Voltmeter



IEEE-488

is housed in the exclusive Fluke portable test instrument package. This system allows convenient stacking and latching of multiple instruments for unrivaled transportability. And by adding the new 1120A Translator, with appropriate instrument options, you

can make your new voltmeter IEEE-488 compatible.

See how the 8920 Series measures up. For immediate response, fill out the attached coupon or contact the Fluke office, representative, or authorized distributor in your area. In the U.S. CALL TOLL FREE (800) 426-0361. (For residents in Alaska, Hawaii, and Washington, the number is (206) 774-2481.) In Europe, contact: Fluke (Nederland) B.V., P.O. Box 5053, Tilburg, The Netherlands. Telephone (013) 673973. Telex 52237.



John Fluke Mfg. Co., Inc.  
P.O. Box 43210 MS #2B  
Mountlake Terrace, WA 98043

- I'd like a demonstration.
- Please send me information on 8920-Series True RMS Voltmeters.
- Please send 1120A IEEE-488 Translator information.

Name \_\_\_\_\_

Title \_\_\_\_\_ Mail Stop \_\_\_\_\_

Company \_\_\_\_\_

Address \_\_\_\_\_


City \_\_\_\_\_ State \_\_\_\_\_ Zip \_\_\_\_\_

Telephone ( ) \_\_\_\_\_ Ext. \_\_\_\_\_

E2 5 79

\*U.S. Prices Only  
For Technical Data Circle #254 on Reader Service Card  
For Demonstration Circle #255 on Reader Service Card





## Very High Voltage PULSE TRANSFORMERS

Pearson Electronics, Inc. specializes in design and manufacture of very-high voltage, high-power pulse transformers. Typical pulse transformers manufactured by Pearson Electronics, Inc. range in output voltage from 90 kV to 600 kV. Other Pearson pulse-modulator components include precision current transformers and voltage dividers. Inquiries in regard to your specific application and requirements are welcomed.

**PEARSON ELECTRONICS, INC.**  
4007 TRANSPORT ST. / PALO ALTO, CA 94303  
TELEPHONE (415) 494-6444 / TELEX 171 412  
Circle 256 on reader service card

### Check

- Transistors
- Capacitors
- Diodes
- IC's

CONTROLLED HEATING  
... where it counts

### THERMO-PROBE

Heat any integrated circuit or electronic component to its rated temperature with a heat probe. Accuracy  $\pm 3^{\circ}\text{C}$  or better. Or check the component's temperature with a thermo-couple probe. Model 810 Thermo-Probe does both. Reads out directly in  $^{\circ}\text{C}$  and  $^{\circ}\text{F}$  on a large  $4\frac{1}{2}$ -inch meter.

**MTI** MICRO-TECHNICAL  
INDUSTRIES

P.O. Box 287 South Laguna, CA 92677

TELEPHONE (714) 545-3734

TWX 910 595-4325 MICROTCH LBEH

## New products

a connection to the board, only a hand tool is needed to feed continuous 30 AWG solid insulated wire into a contact. One or two wires can be inserted into a contact. The contacts are only about one third the height of wrap posts, permitting prototype circuit boards to be mounted in the same space occupied by production boards.

Since the prototype board closely parallels the production board, the designer may move directly from the first to the second type of board without redesigning it. The 3M system, which supplants an earlier one [*Electronics*, April 14, 1977, p. 196], also allows removal of wires without unwrapping or cutting them.

The Scotchflex breadboard components are compatible with all boards with or without plated-through holes. Other system components include a G-10 board that measures 4.5 by 5.5 in. and a wiring tool with a self-contained wire feeder and a cutting tip.

For designers who want to work with their own pc boards, the components can be ordered separately. A kit that includes a board and quantities of individual components is also available. Single kits are priced at \$97.50; in quantities of 25 or more, they sell for \$81.25 each. In quantities of 1,000 or more, eight-contact solder strips and plug strips are 29¢ each, and the dual in-line sockets are \$1.22 each for 1,000 or more.

3M Co., Department EP9-9, Box 33600, St. Paul, Minn. 55133 [393]

### Unit etches polysilicon at up to 4,500 Å min


Intended for the plasma etching of polysilicon wafers, the Plasma Model 700 can etch undoped polysilicon at a rate of 2,200 to 4,500 Å per minute. The machine is easy to use: the operator just loads either 3- or 4-in. wafers into cassettes. The cassette-to-cassette wafer transport system then automatically moves the cassettes to the planar reaction chamber where the wafers are processed one at a time. The unit

features a throughput rate of up to 30 wafers per hour. According to the company, tolerances of  $\pm 0.3 \mu\text{m}$  can be achieved.

Tegal Corp., 11 Commerce Blvd., Novato, Calif. 94947 [394]

### Test fixture comes with nine different heads

This Ostby and Barton test fixture comes with nine interchangeable test heads of various sizes. Each head can contact up to 1,200 points at a time. The heads lock and unlock




from the fixture's base receiver by means of a cam lock.

Ostby and Barton Co., 487 Jefferson Blvd., Warwick, R. I. 02896. Phone (401) 739-7310 [396]

### Wrist strap dissipates static charge

A wrist strap from the 3M Co. combines conductive Velostat brand plastic with insulated copper wire, offering optimum dissipation of static charge. The strap measures 0.5 in. by 9 in. and the ground cord is 4 ft in length with a 1-M $\Omega$  resistor. The resistor limits the fault current in the



# Series 500 Measurement and Control I/O System


A complete subsystem for all your signals.

The newest member of the Neff System 620 family, the Series 500 Measurement and Control I/O System provides a single, computer-controlled interface for various types of I/O signals commonly used in measurement and control applications. It accepts contact closures, TTL or other voltage levels, frequency inputs and low-level analog voltages. Its outputs include contact closures, voltage levels and analog. In addition, the Series 500 provides the interface to the controlling computer and a serial data link to remote systems.

The Series 500 includes a 4K RAM in which the computer can store scan lists, instructions and control words to operate peripheral devices. Data is returned to the computer over a single DMA channel. Completely integrated and cabled standard interfaces are available for most computers and software drivers are available for most popular operating systems.

Configuring the system for any combination of I/O signals is a simple matter. It's done with plug-in function cards selected for the types of signals to be handled - up to 16 function cards per assembly, expandable to 256 function cards per site. Series 500 supports any of the Neff 620 systems for low-level analog data acquisition.

Let us show you how the Series 500 can simplify the instrumentation of your measurement/control application.



Circle 257 on reader service card

**NEFF**  
INSTRUMENT CORPORATION

1088 E. Hamilton Rd., Duarte, Calif. 91010  
Tel. (213) 357-2281 TWA 910-585-1823

World Radio History



# Micro Proximity Keyboard



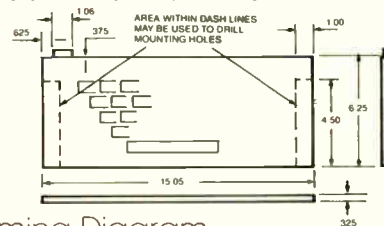
“THE DISHWASHER SAFE  
PLASTIC BRICK”

Full electronic keyboard, 128 ASCII output codes; 8 bit plus strobe, TTL compatible (or CMOS with pull-ups); connect directly to the data bus. Designed for large scale manufacturing and priced accordingly.

Available off-the-shelf in this standard evaluation configuration, this totally new solid state keyboard can be easily customized by TASA to your requirements.

If you haven't yet evaluated our micro proximity control technology for your application, you may be four months behind your competition.

## Mechanical Outline



## Timing Diagram



## ORDER ONE NOW

Evaluation units, \$80 each (pre-paid UPS) plus appropriate sales tax for California residents; optional stand (as shown), \$15. Master Charge or Visa accepted on phone or mail orders (include number and expiration date).

**tasa**

Touch Activated Switch Arrays, Inc.

2346 Walsh Avenue, Santa Clara, CA 95050, (408) 247-2301 TWX 910-338-7620

By **SESCO**...  
it works!



# The Cook-able Computer

## Introducing a ruggedized version of Intel's iSBC\* 80/10A Single Board Computer

### From Cryogenics to Hades

Our ruggedized SECS 80/10A likes it hot — or cold. It shrugs off shock, vibration, moisture. And thrives on dust, dirt and grime.

Meets MIL-E-5400, 16400, 4158 — and more. This makes our SECS 80/10A perfect for military systems and tough industrial applications — petroleum, steel, oceanography, communications.

In fact, anywhere a rugged microcomputer is needed.

### Functional counterpart of Intel iSBC 80/10A

Exclusively licensed by Intel, our SECS (Severe Environment Computer System) is a functional counterpart of the standard iSBC 80/10A board. Even uses the same development system software.

\*Trademark of Intel Corporation

### The difference is in the packaging

Our SECS 80/10A, which uses rugged Intel 883B chips, is mounted on a 9" by 6" shock and vibration resistant, full ATR compatible board. Conduction cooled, it operates from -55°C to +85°C. Add our numerous support modules and you end up with a versatile severe environment microcomputer system at a fraction of the development cost.

### Other SESCO products

We also have a complete line of MIL SPEC core and semiconductor memories. New products include D-DAS, a digital data acquisition system for the 1553 bus, and SETS, a compact digital tape recorder with 23 megabit capacity.



SECS 80/10A

When you're faced with a tough environment, "buy SESCO... it works!"

**EMM SESCO**

Severe Environment Systems Company

A Subsidiary of Electronic Memories & Magnetics Corporation

20630 Plummer Street • P.O. Box 668 • Chatsworth California 91311  
Telephone: (213) 998-9090 • Telex: 69-1404

Circle 261 on reader service card 261




# Power Play

A.C. power control is almost child's play with any one of a series of zero-voltage switches from Plessey.

They all provide better, more economical control for your hairdryers and heaters, freezers and furnaces, pools and percolators, or whatever else you may be working on.

Plessey zero-voltage switches include spike filters to prevent false triggering. Low voltage sensors to protect your triacs. Provide symmetrical control to prevent the addition of D.C. to your circuits.

And three of them (the SL441A, 443A and 445A) include an integral ramp generator and a patented pulse integration technique that allows you to get long, long time constants—repeatably—with fewer and much less expensive components and without the



inherent problems of using electrolytic capacitors.

If you need a clincher, just call and ask about our prices and deliveries.

We're not playing games.



**PLESSEY  
SEMICONDUCTORS**

1641 Kaiser Avenue, Irvine, CA 92714  
Telephone (714) 540-9979

## All things to some people.

# YOU HAVE INVESTED TIME AND SKILL DESIGNING YOUR EQUIPMENT - WHY RISK DOWN TIME BECAUSE OF A FAULTY PANEL METER?

## FAMOUS GOSSEN PANEL METERS

### CRAFTSMANSHIP DEVELOPED THROUGH 60 YEARS OF METERMAKING OVER 10,000,000 METERS MADE

Flush, behind panel, or bezel mounting. Pivot and jewel or taut band. Accuracy 1.5% standard, 1% and .5% also available.

Linearity: available .5% and better. Response time: 1 sec. typical, and less.

Overload: 20% continuous, short time 100% and more (for iron vane types 50 times and more).


Insulation test voltage (for metal case types) 2 kV, 3 kV and 5 kV available for some models.

Temperature range -25 . . . + 40° C, up to + 55° C available.

Humidity: max. 85%, up to max. 95% available.

Shock: 5 impacts applied in each direction 3 perpendicular planes with acceleration 15 g.

Standard



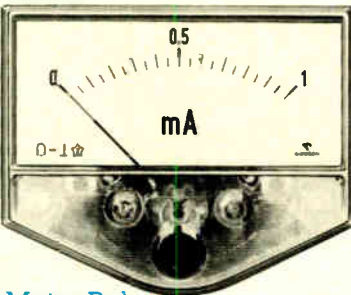
Edgewise



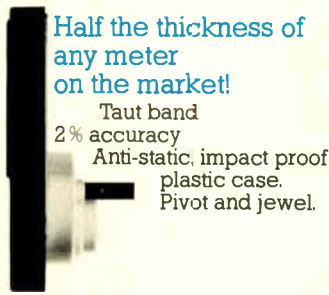
Vibration: amplitude  $\pm .01$  inch, 50 Hz, in 3 perpendicular planes, for 20 minutes. Non-aging dial markings, even in presence of ultra violet light. Many special options available.

73 shapes and sizes of meters available.

Clipper




Superflat



Half the thickness of any meter on the market!

Taut band  
2% accuracy  
Anti-static, impact proof plastic case.  
Pivot and jewel.

Meter Relays



For monitoring, signalling, controlling, regulating. Up to 8 contact markers. Output relays normally built in. switching accuracy 1%.

GOSSEN  
P. O. BOX 221  
CLIFFSIDE PARK  
N. J. 07010

for California:  
CALTEMP Instrument  
2275 Meyers Ave  
ESCONDIDO,  
CALIF. 92025

Name  
Title  
Company  
Address

I am interested in:  
 Standard line  
 Clipper  
 Superflat  
 Meter Relay  
 Edgewise  
 Brochure: why specify Quality Panel Meters?

## GOSSEN



## Computers & peripherals

# Drive handles 8-in. hard disks

---

Aimed at gap between floppy disks and large platters, unit stores 45 megabytes

---

With its entry into the rigid-disk market—an 8-inch drive—Micropolis Corp. is aiming at a performance niche between floppy disks and currently available 14-in. hard units. The initial products, called “Microdisks” (for original-equipment manufacturers), not only are interchangeable with 8-in. floppies, but pack up to 38% more storage capacity in 80% less space than existing 14-in. drives, according to Stuart Mabon, president of the firm.

“The new drives offer optional capacities of 9, 27, and 45 megabytes,” says Mabon, “and are viable candidates as primary mass-storage media in these configurations for on-line data storage.” Terming the drives “a new class of storage devices,” Mabon believes they will have an impact on both the floppy- and hard-disk markets, “as well as creating a new one.”

Designed to be easily interchanged with a typical 8-in. floppy-disk drive, even down to the placement of screw holes, the new units are 8.55 in. wide by 4.625 in. high by 14.25 in. deep. They have an average access time of 34 ms, which Micropolis says is twice as fast as new low-end 14-in. drives. Capacity is determined by the number of disks in the drive. A maximum of three nonremovable platters can be accommodated. The three-platter unit uses five recording surfaces, each with 8.975 megabytes of unformatted storage.

**Fast coil.** In designing the head-positioning mechanism, the Micropolis engineers chose to use a rotary voice coil rather than a stepping motor. The coil, which is already employed by IBM in its 8-in. drives, according to Mabon, not only is

faster than a stepping motor, but also permits a recording density of 500 tracks per inch. Moreover, Mabon expects the density to increase to 1,000 tracks per inch as improvements are made. Winchester drive technology is used throughout.

The lower half of the drive package contains the platters, while the upper half houses the support electronics. Included in that support electronics is an optional intelligent controller board, priced at \$500 in large quantities.

The controller, which can handle four drives, allows a choice of a number of hard-sectored formats. It also provides direct or buffered transfers, automatic verification and re-tries, multisector transfers, error detection and correction, and a versatile command structure.

A typical price for a (two-disk) 27-megabyte Microdisk is \$1,350 in 1,000-unit quantity. A sample unit will sell for between \$3,000 and \$3,500. The samples should be ready for delivery next month, whereas volume production is not scheduled until the last quarter of the year.

Micropolis Corp., 7959 Deering Ave., Canoga Park, Calif. 91304. Phone (213) 703-1121 [361]

---

## Desk-top unit turns on to business applications

The CompuCorp 625 Mark II is a turn-key system for business applications. About the size of an electric typewriter, it contains a cathode-ray-tube display, dual floppy-disk drives, and a printer.

The computer is offered with extended Basic software and up to



64 kilobytes of memory. It can be supplied with interfaces for a wide variety of external printers, plotters and other peripherals, as well as with various controllers to allow its use in data-acquisition and other real-time scientific applications. The system will be on display in booths 113 and 114 at NCC.

CompuCorp., 1901 S. Bundy Dr., Los Angeles, Calif. 90025. Phone (213) 820-2503 [366]

---

## Printer lowers cost of color copies

To produce color graphics, engineers have had a choice of either electrostatic or ink-jet printers. Now a third method—dot-matrix with multicolor ribbon—is available that the manufacturer claims is 50% less expensive than the former and 75% cheaper than the latter.

The Colorplot 100 printer employs a proprietary technology that uses a 1-in. ribbon containing three or more colors and prints on stan-



dard computer paper. This results in a cost per copy of 0.5¢.

With a resolution of 100 dots per inch, the printer can produce a three-color drawing in approximately three minutes. Its bidirectional paper drive positions the graph for successive color applications and permits printing and plotting on the same line. Colors may be printed in any order.

Text can be printed at 150 lines per minute with a seven-by-nine overlapping dot-matrix or 250 lines/min with seven-by-seven dot-matrix. A 96-character ASCII set is

# When you need LEDs or more than LEDs...



Dialight is the first place to look. We can help you do more with LEDs... because we've done more with them.

Discrete LEDs come in a variety of sizes, shapes, colors (red, yellow, green in clear or diffused), with or without built-in resistors.

Low cost logic state fault indicators for trouble shooting complex circuits. Designed for close density PC board mounting.

High-brightness bi-color LEDs (red/green) suitable for go/no-go situations. Designed with unique

lenses for the extra visibility you'll want for your most critical applications.

Snap-in mounting LED indicators reduce labor cost. Available in red, yellow or green with or without built-in resistors.

Whatever you need in LEDs, Dialight's probably got it already. For your free 60-page selector guide and listing of our nationwide stocking distributors, contact us today.

**DIALIGHT**

A North American Philips Company

## Dialight meets your needs.

Dialight, 203 Harrison Place, Brooklyn, N.Y. 11237 (212) 497-7600

Circle 265 on reader service card



---

## New products

---

provided, as are built-in diagnostics and a forms-length switch.

The Colorplot 100's \$9,980 price includes installation and 90-day on-site service charges. Delivery time is 60 days.

Trilog Inc., 16750 Hale Ave., Irvine, Calif. 92714. Phone Ray Melissa at (714) 549-4079 [365]

---

### Compact Winchester drive sells to OEMs for \$1,800

The Diskos 3350, to be shown at NCC, is a Winchester-type disk drive with its sights set on the original-equipment-manufacturing market. Providing 33 megabytes of storage on a 14-in. disk, the compact, 7-by-17.5-by-20-in. unit sells to OEMs for as little as \$1,800. A brushless dc motor eliminates the mechanical brake commonly employed in this type of drive and allows the 3350 to be used in systems powered by dc only. The voice coil positioner design also reduces the unit's size.

Priam, 20730 Valley Green Dr., Cupertino, Calif. 95014. Phone George Toor at (408) 446-4626 [367]

---

### Desk-top terminal queries customers

Exhibitors at next month's National Computer Conference, like other marketers, will be collecting information about potential customers so that they can refine their products and marketing efforts. They should therefore find a device called Tellus interesting, for it can easily gather such information and will also be present at the NCC.

The desk-top unit can act as a stand-alone data-collection terminal or, with the addition of the offered communications interface, as a pollable polling point. Up to 11 questions can be presented by the push-button questionnaire: 10 with a choice of three answers and 1 with a choice of up to 10 responses.

As a respondent answers a question by pressing a touchkey, a light-

emitting diode turns on behind the key to acknowledge the response. Answers can be changed until the user is satisfied, at which point he presses a record button.

The basic, stand-alone Tellus operates from four D-size batteries that provide power for more than 10,000 sets of responses. Available options include an interface to a built-in 12-column printer for local printout of cumulative results, a storage-transaction module that records individual sets of responses, and a communications module with memory expandable to 24,000 characters. Prices range from \$1,500 to \$3,000 depending on the options the purchaser selects.

MSI Data Corp., 340 Fischer Ave., Costa Mesa, Calif. 92626. Phone Joseph Clark at (714) 549-6000 [363]

---

### System built to quickly copy standard-size or minifloppy

Called Floppy Copy, the IC-450 is a system for initializing, testing, and making multiple copies of standard-size and mini-diskettes. The copier, which can be seen at NCC, has an automatic subsystem for loading disks one at a time from a stack of up to 50 floppies, saving the time and effort of manual loading.

The IC-450 can handle all IBM and most other formats, writing in single- or double-density formats on one or two sides and employing hard- or soft-sectored techniques. If the disk fails to pass the initial, pre-write test, it is ejected into a reject hopper; duplicated disks are automatically fed into an acceptance bin.

The system includes a central processing unit, cathode-ray-tube display, and work-station desk in addition to the stacker-loader. A single-density, single-sided disk system that handles minifloppies only is priced at \$19,950. A similar system that handles both standard and minifloppies sells for \$29,500. Delivery time is 60 days.

Applied Data Communications, 14272 Chambers Rd., Tustin, Calif. 92680. Phone (714) 731-9000 [368]

---

### System changes graphics without need for redrawing

The NCC will be more colorful than usual this year as competition in the color graphics market increases. Chromatics, for instance, will unveil a system that allows drawing corrections and changes to be made using software routines, without redrawing the original.

Graphics are drawn using a digitizer tablet that reproduces them on a 512-by-512-element, 13-in. cathode-ray-tube screen. Automatic fill routines add color and patterns to large areas of the drawing with a few keystrokes. Corrections can be made using a light pen, and on-screen drawings can be stored on integral dual floppy disks or reproduced using a Xerox 6500 color printer.

Users can create their own software routines using the Microsoft Basic software included with the system. Using the system's Displa



software, operators can enter coordinate information, raw data, and financial or management information and the system will automatically produce full color graphics.

A basic model CG1339M system comes with a color graphics computer, a CRT on a swivel base, keyboard, dual floppy-disk drives, a 32-kilobyte random-access buffer memory, a color printer interface, and software, which includes Microsoft Basic with extended graphic and alphanumeric functions. It is priced at \$21,995; delivery time is 60 to 90 days. Larger, 15- or 19-in.-screen CRTs are available as options.

Chromatics Inc., 3923 Oakcliff Industrial Ct., Atlanta, Ga. 30340. Phone Don McKinney at (404) 447-8797 [364]

---

# Ready to rent, lease or buy test instruments? Let US help.

When you need test equipment you usually need it fast. That means that you can't waste a lot of time looking for the right equipment or sending back equipment that doesn't work the first time. USIR can help.



**We can help you select the right way to acquire the instrument you need.**

Our exclusive Instrument Acquisition Analyzer pinpoints the relative costs of renting, leasing or buying an instrument.

**We can tell you in sixty seconds what equipment is available and how soon you can have it.**

Using IDIOM, our computer system, we can find the instrument you need in one minute at any of our locations throughout the U.S. and Canada, tell you how much it costs and how soon you can have it on your bench. We can also suggest direct replacements if the instrument you need isn't immediately available.





**We find the fastest way to put a working instrument on your bench.**

Whether it's air freight or one of our own delivery trucks, USIR finds the fastest possible way to put the gear you want on your bench. And you can be sure that it will work when it arrives because we check each piece of gear twice, once when it comes back from the field and then again just before we pack it for shipment to you.

**Let US tell you more—Ask for this free Instrument Acquisition Analysis Kit.**

USIR has prepared a kit that will help you find the fastest, most efficient, least expensive way to acquire the instruments you need. The kit includes our Instrument Acquisition Analyzer, a current USIR catalog and our brochure, "Test Equipment—Think Of It As Money." This piece discusses the different ways of acquiring instruments from a manager's point of view considering all the costs of acquisition. Send for it today.



**US INSTRUMENT  
RENTALS**  
A U.S. Leasing Company

2121 S. El Camino Real  
San Mateo, CA 94403  
(415) 574-6006

Circle 267 on reader service card

World Radio History





# Dumbness is the sincerest form of flattery.

Why is everybody trying to look Dumb these days? It's in.

But four years ago, when we started building The Dumb Terminal® terminal, nobody thought such a basic device would ever amount to much.

Then we started selling our snappy, little terminals with 12-inch diagonal screens, full or half duplex operation at 11 selectable data rates, 1920 easy-to-read characters in 24 rows of 80 letters, typewriter-style keyboards with 59 entry keys, RS232C interface extension ports, direct cursor addressing and options galore for \$895.

We shipped over 50,000 units.

Our competitors couldn't rush into the dumb market fast enough. They built just-as-dumb terminals with plenty of copy-cat features and options. But, they still couldn't duplicate the Dumb Terminal.

There's simply no short cut to four years of experience, extensive burn-in and the grueling quality control that separates every Dumb Terminal from the imitators.

In fact, our dependability is so respected in the computer industry, it's no wonder other terminals are trying so hard to look Dumb.

**DUMB TERMINAL.  
SMART BUY.**





LEAR SIEGLER, INC.  
DATA PRODUCTS DIVISION

Lear Siegler, Inc./Data Products Division, 714 Brookhurst Street, Anaheim, CA 92803  
(800) 854-3805. In California (714) 774-1010. TWX 910-591-1157; Telex 65-5444.


Circle 268 on reader service card

World Radio History

# Berg's Clincher\* connector mass terminates flat conductors quickly and reliably.



The "Clincher" on flat conductor, flat cable.



The "Clincher" on flat conductor, flex circuitry.

The "Clincher" is a superior connector system for flat conductor, flat cable or flex circuits. It offers high reliability and the lower applied cost of mass termination.

With the "Clincher," all of the flat conductors are terminated simultaneously, within 15 seconds. Cable stripping is not required. The "Clincher" system offers a substantial reduction in total installed cost over individually terminated conductors.

The "Clincher" design uses Berg's proprietary PV\* receptacle, a connector of proven reliability for over a decade in data processing and telecommunications applications. The dual-metal construction of the "PV" provides a high normal force to assure highly reliable mechanical and electrical performance.

Berg's "Clincher" accepts a 1 to 2 oz. copper 0.062" wide cable. It is stackable on 0.100" centers

in double-row configurations for dense packaging. The "Clincher" mates with 0.025" pins or standard Berg headers to form a complete interconnection system.

Rely on Berg for quality performance to meet your most demanding application needs. For a brochure describing the "Clincher" system, write or call:

The Du Pont Company, Berg Electronics Division,  
New Cumberland, Pennsylvania 17070.  
Telephone: (717) 938-6711.




**BERG**  
ELECTRONICS

\*Du Pont Trademark



# In Data Display. . . CD means economical remote operation

**BALL CD Series Composite input displays  
perform at a distance**



BALL CD Series  
General Purpose  
Remote Display

- For remote data and video display
- Takes EIA standard input
- Supplied in 5, 9 and 12-inch sizes

When your terminal application calls for crisp, clean data display at some distance from drive circuits, call for BALL CD Series displays. These CRT units provide dependable display of both alphanumeric dot characters and EIA composite camera video. CD Series displays may be modified to suit your exact needs, and you're never limited by lack of choice in mechanical or electronic specifications.

Rigid BALL design quality standards insure that each CD Series display is ready to go when you turn it on, and built to stay that way year after year. Even so, you'll be glad to know that fully staffed BALL regional service centers are equipped to deal quickly with any problems that might arise in the field.

You won't find a more dependable remote data display than the CD Series. Remember life cycle costs, and you'll have a BALL every time.

**In data display,  
BALL means  
experience, quality  
and service.**



P.O. Box 43376 St. Paul, MN 55164 (612) 786-8900. TWX: 910-563-3552  
**Sales Offices:**  
Downers Grove, IL (312) 960-4434 Santa Clara, CA (408) 244-1474  
Ocean, NJ (201) 922-2800 Upland, CA (714) 985-7110  
Lewisville, TX (214) 436-2383 Burlington, MA (617) 273-0608

Circle 270 on reader service card

**THE ONLY WAY  
TO GET A TRACE THIS  
ACCURATE AND CRISP  
FROM A GOULD RECORDER  
IS TO USE  
ACCUCHART® PAPER.**



**Gould Inc., Instruments Division**

**THE ONLY WAY.**

That's because Accuchart paper is specially designed and produced by Gould for use in Gould recorders.

Only with Accuchart can you be certain of getting the precise and permanent traces Gould recorders are capable of producing. Unlike other papers, Accuchart will not compromise the accuracy or reliability of Gould recorders.

Just check some of these outstanding features Accuchart—and only Accuchart—can offer. Writing surfaces are exceptionally smooth and specially processed to instantly accept the trace with minimal pen friction. Exclusive formulas insure high tensile strength and dimensional stability. Overall accuracy of printed grid lines is better than 0.15% of any dimension.

Accuchart papers are available in many configurations, including semi-perforated chart rolls for use with either automatic Z-Folder or manually. And you can count on Gould's on-time delivery.

So remember. To get the finest quality traces from Gould recorders, use Accuchart paper. Easily identified by the Accuchart name on every roll. For more information, send for our free handy pocket guide by calling Gould toll free at (800) 325-6400, ext. 77. (In Missouri: (800) 342-6600). Or write Gould Inc., Instruments Division, 3631 Perkins Ave., Cleveland, Ohio 44114.

 **GOULD**  
An Electrical/Electronics Company



## New products

Data acquisition

## D-a converters get cheaper

12-bit monolithic device with 200-ns settling time sells for \$13 in thousands

Twelve-bit accuracy costs less than ever with the AD566 monolithic analog-to-digital converter. At \$13 each in lots of 1,000 or more, the converter offers impressive specifications as well. Settling time to within half a least significant bit is 200 ns, while full-scale (10% to 90%) switching time is a low 30 ns. The unit is guaranteed to be both linear to within  $\pm 1/2$ LSB and monotonic over its working temperature range.

To achieve this performance, the chip's designers combined 12 fast current-steering switches and a laser-trimmed resistor network. The switching network is similar in its dc accuracy and stability to the one developed for Analog's AD562, but it is faster and has a better-damped settling characteristic.


The company is pitching the AD566, in fact, at sockets using its

earlier, slower, and costlier AD562. "The 566 uses the same basic current-steering approach," says assistant marketing manager David Kress, "but we have modified the switching cells and ladder network, and—more importantly—have gone to a smaller geometry than the 562's. So we get more speed, lessen power dissipation, and use less chip area. And because the area is smaller, the yield can be higher and our cost can be lower."

In retrofit applications, the AD566 is a pin-compatible replacement for the 562. Multisourced, so far as any d-a converter is multi-sourced, the 562 is something of an industry standard, so upgrading will make sense to a good many potential buyers.

The 566 accepts C-MOS and TTL input voltages and responds with either a 0-to-10-v positive output or a  $\pm 10$ -v bipolar output. Power dissipation is a low 300 mw, made possible, in part, by the 566's lack of an internal reference.

Several versions are available. The AD566J and K operate from 0° to 70°C; the AD566S and T work from -55° to +125°C and may be purchased with MIL-STD-883 Class-B screening. Both plastic and ceramic dual in-line packaging are offered. Delivery of quantities of 100



- ARIZONA**  
Cetec Moltronics  
Phoenix  
(602) 272-7951  
Wyle/Liberty Electronics  
Phoenix  
602) 249-2232
- CALIFORNIA**  
Bell Industries  
Sunnyvale  
(408) 734-8570  
Kierulff Electronics  
Los Angeles  
(213) 725-0325  
San Diego  
(714) 278-2112  
Wyle/Elmar Electronics  
Santa Clara  
(408) 727-2500  
Wyle/Liberty Electronics  
El Segundo  
(213) 322-8100  
San Diego  
(714) 565-9171  
Cetec Moltronics  
San Diego  
(714) 278-5020  
South Gate  
(213) 773-6521  
Sterling Electronics  
Santa Clara  
(408) 989-7411
- COLORADO**  
Newark Electronics  
Denver  
(303) 757-3351  
Wyle/Elmar Electronics  
Commerce City  
(303) 287-9611
- CONNECTICUT**  
Connector Co.  
New Haven  
(203) 624-0127  
Wilshire Electronics  
Hamden  
(203) 281-1166
- FLORIDA**  
Arrow Electronics  
Palm Bay  
(305) 725-1480  
Cramer Electronics  
Orlando  
(305) 894-1511  
Kierulff Electronics  
St. Petersburg  
(813) 576-1966  
Schweber Electronics  
Hollywood  
(305) 927-0511
- GEORGIA**  
Arrow Electronics  
Doraville  
(404) 455-4054  
Cramer Electronics  
Norcross  
(404) 448-9050
- ILLINOIS**  
Bell Industries  
Chicago  
(312) 982-9210  
Klaus Radio, Inc.  
Peoria  
(309) 691-4840  
Newark Electronics  
Chicago  
(312) 638-4411  
Ohm Electronics, Inc.  
Palatine  
(312) 359-5500  
Schweber Electronics  
Elk Grove  
(312) 593-2740
- INDIANA**  
Genesis Electronics  
South Bend  
(219) 287-2911  
Graham Electronics  
Indianapolis  
(317) 634-8202
- KANSAS**  
Interstate Electronic  
Wichita  
(316) 264-6317  
Wichita Aircraft  
Wichita  
(316) 838-1421
- MARYLAND**  
Arrow Electronics  
Baltimore  
(301) 247-5200  
Cramer Electronics  
Gaithersburg  
(301) 948-0110  
Pioneer Electronics  
Gaithersburg  
(301) 948-0710
- MASSACHUSETTS**  
Cramer Electronics  
Newton  
(617) 969-7700  
Industrial Components Corp.  
North Woburn  
(413) 598-3854  
Kierulff Electronics  
Billerica  
(617) 935-5134  
Schweber Electronics  
Bedford  
(617) 890-8484  
Wilshire Electronics  
Burlington  
(617) 272-8200
- MICHIGAN**  
RS Electronics  
Livonia  
(313) 525-1155  
Wedemeyer Electronic Co.  
Ann Arbor  
(313) 665-8811
- MINNESOTA**  
Arrow Electronics  
Edina  
(612) 830-1800  
Cramer/Bonn Co.  
Edina  
(612) 835-7811  
Newark Electronics  
Minneapolis  
(612) 331-6350
- MISSOURI**  
LCOMP Electronics  
Kansas City  
(816) 221-2400  
Maryland Hts.  
(314) 291-6200  
Olive Electronics, Inc.  
St. Louis  
(314) 426-4500  
Walters Radio Supply  
Kansas City  
(816) 531-7015
- NEW JERSEY**  
Radio Electric Service Co.  
Perinsauken  
(215) 925-6900  
Schweber Electronics  
Fairfield  
(201) 227-7880  
Wilshire Electronics  
Clifton  
(201) 340-1900
- NEW YORK**  
Arrow Electronics  
Farmingdale  
(516) 694-6800  
Genesee Radio Parts Co.  
Buffalo  
(716) 873-9661  
Harvey Electronics  
Binghamton  
(607) 748-8211  
Progress Electronics  
Plainview  
(516) 433-1700  
Schweber Electronics  
Westbury  
(516) 334-7474  
Simmons Electronics  
Rochester  
(716) 328-3230  
Summit Distributors  
Buffalo  
(716) 884-3450
- NORTH CAROLINA**  
Cramer Electronics  
Winston-Salem  
(919) 725-8711
- OHIO**  
Pioneer Electronics  
Cleveland  
(216) 587-3600  
Dayton  
(513) 236-9900  
Schuster Electric Co.  
Cincinnati  
(513) 984-1600  
Schweber Electronics  
Beachwood  
(216) 464-2970
- OKLAHOMA**  
Electro Enterprises  
Oklahoma City  
(405) 478-1752
- PENNSYLVANIA**  
Almo Electronics  
Philadelphia  
(215) 698-4000  
CAI/IRPC Indus. Electronics  
Pittsburgh  
(412) 782-3770  
Pytronic Industries  
Montgomeryville  
(215) 643-2850
- TENNESSEE**  
Electra Distributing Co.  
Nashville  
(615) 329-3971
- TEXAS**  
Allied Electronics  
Ft. Worth  
(817) 336-5401  
Hamilton/Avnet  
Dallas  
(214) 661-8661  
Sierling Electronics  
Dallas  
(214) 357-9131  
Houston  
(713) 627-9800  
Texas Instrument Supply Co.  
Dallas  
(214) 238-6862
- UTAH**  
Diplomat/Alta  
Salt Lake City  
(801) 486-4134  
Standard Supply Co.  
Salt Lake City  
(801) 486-3371
- WASHINGTON**  
Bell Industries  
Bellevue  
(206) 747-1515  
Wyle/Liberty Electronics  
Seattle  
(206) 453-8300
- WISCONSIN**  
Electronic Expeditors  
Milwaukee  
(414) 228-8100
- CANADA:**  
Distributors in major cities

# Resonance-Free to 34 GHz.



## Affordable Amphenol® APC-3.5™ Connectors: When performance is critical above 18 GHz.

APC-3.5  
to APC-N



APC-3.5  
to APC-3.5



APC-3.5  
to APC-7



Adapters,  
actual size

Amphenol APC-3.5 Connectors bring coax convenience to the traditional waveguide system. A wide choice of plugs, jacks and adapters that exhibit resonance-free, low VSWR performance to 34 GHz is available. All at a price low enough for their use in typical applications.

The rugged APC-3.5 has a wide (.020-in.) radial shoulder on the outer conductor that provides high reliability and repeatability after hundreds of matings.

Low leakage is assured because of the high contact force that can be applied to the wide gold-plated beryllium-copper shoulder.

The APC-3.5 can improve performance of existing systems merely by changing from SMA connectors. No system redesign is necessary, since the APC-3.5 mates directly with the SMA connectors.

For more information, call the sales office or distributor nearest you. Or contact RF Operations, Danbury, Connecticut.



## AMPHENOL NORTH AMERICA

A Division of Bunker Ramo Corporation

Amphenol North America Division Headquarters: Oak Brook, Illinois 60521

Sales Offices: Atlanta (404) 394-6298 • Boston (617) 475-7055 • Chicago (312) 449-1880 • Dallas (214) 235-8318 • Dayton (513) 294-0461  
Denver (303) 758-8033 • Detroit (313) 722-1431 • Greensboro (919) 292-9273 • Houston (713) 444-4096 • Indianapolis (317) 842-3245  
Kansas City (816) 737-3937 • Knoxville (615) 690-6765 • Los Angeles (213) 649-5015 • Minneapolis (612) 835-4595 • New York (516) 364-2270  
Orlando (305) 647-5504 • Philadelphia (215) 653-8750 • Phoenix (602) 265-3227 • St. Louis (314) 569-2277 • San Diego (714) 272-5451  
San Francisco (408) 732-8990 • Seattle (206) 455-2525 • Syracuse (315) 455-5786 • Washington, DC (703) 524-8700  
Canada: Montreal (514) 482-5520 • Toronto (416) 291-4401 • Vancouver (604) 278-7636 • International: Oak Brook, Illinois TELEX 206-054

Circle 273 on reader service card




# MAGNETIC SHIELDING

**Material For Transformers,  
Power Supplies, CRT's, PMT's,  
Relays & other components:**

- CO-NETIC AA ALLOY —  
High Permeability  
.002" to .100" thick

EXCLUSIVE: Perfection Annealed —  
No further anneal required if severe  
forming is avoided.

- NETIC S3-6 ALLOY — High Saturation Induction.  
.004" to .095" thick



## MAGNETIC SHIELD DIVISION

PERFECTION MICA CO.  
740 North Thomas Drive  
Bensenville, Ill. 60106, USA  
Phone 312 / 766-7800  
TWX 910-256-4815

Send for NEW  
Material, Application  
and Fabrication  
Guide MG-5

Circle 274 on reader service card

100+ dbA is the SPL output of the new compact X30  
Audio Indicator. A built-in oscillator generates a  
continuous tone when DC voltage is applied. Designed  
for 1,000 hours minimum continuous operation at 60°C  
and maximum Vcc.

Comes with flange mounting, two wire leads, 3.3 KHz  
frequency range, in varying voltage ranges.

For details, write Projects Unlimited, Inc., 3680 Wyse  
Road, Dayton, Ohio 45414.  
Phone: (513) 890-1918.  
TWX: 810-450-2523.



## BIG WARNING. SMALL PACKAGE.



WE'RE WARNING YOU

274 Circle 111 on reader service card

## New products

or fewer pieces takes one week;  
1,000-unit lots have a delivery time  
of four to six weeks.

Analog Devices Inc., Route One Industrial  
Park, Norwood, Mass. 02062. Phone (617)  
329-4700 [381]

### 16-bit a-d converter

delivers in 100  $\mu$ s . . .

Designed for commercial applica-  
tions, the model 2816 is a high-speed  
analog-to-digital converter that pro-  
vides a 16-bit conversion in 100  $\mu$ s.  
A 14-bit version, the 2814, converts  
the analog input in just 50  $\mu$ s.

The 16-bit device is linear to with-  
in  $\pm 1$  least significant bit, the 14-bit  
unit to within  $\pm 1/2$  LSB. Their maxi-  
mum temperature coefficient of non-  
linearity is  $\pm 0.5$  ppm/°C.

The modules consume a maximum  
of 1.5 W and produce serial and  
parallel output data. Their offsets  
can be adjusted by a screw on the



side of the module case. Warm-up  
time is at most 15 minutes.

In single quantities, the 2816 is  
priced at \$450 and the 2614 at \$350.  
Delivery time is four to six weeks.

Dynamic Measurement Corp., 6 Lowell Ave.,  
Winchester, Mass. 01890. Phone (800) 225-  
1151 toll free [383]

. . . while three-state unit  
gives 12 bits in 2  $\mu$ s

For fast conversion of analog signals  
into 12-bit digital data, the ADC594-12  
provides an output in a  
maximum of 2  $\mu$ s, typically in 1.8  $\mu$ s.  
The 2-by-4-by-0.4-in. module in-

**The ESI way.**  
**It's #1 in laser trimming of monolithic devices —worldwide.**  
**Has been for more than two years with over 80% market share. If you are new to the game —or want to explore the new frontiers of laser processing —We've got the total system solution you're looking for.**

\*We're cutting 7 to 10 micron kerfs on a variety of materials —kerf width shown here is 9 microns (Nichrome).



Some folks talk kerf width, when the name of the game is **total system capability**. Consistent kerfs below 10 microns\* require a critical blend of several laser parameters: attenuation techniques, first pulse blanking, pulse-to-pulse stability, energy distribution and mode structure.

But that's just the laser. It also takes long term repeatability of beam positioning better than 2.5 microns... resolution to 0.2 microns... fast, smooth acceleration with precise velocity control... interchangeable parts handlers for wafer probing and multi-position handlers for packaged devices. Plus software techniques and measurement knowhow to match.

A total system solution. Quick, precise, reliable. It's why, worldwide, leading circuit manufacturers keep looking to us for laser processing at any level.

Electro Scientific Industries, Inc., 13900 N. W. Science Park Drive, Portland, OR 97229. Phone 503/641-4141; telex 36-0273.

**The proven way to laser trimming.**

**esi**  
**ELECTRO SCIENTIFIC**

Circle 275 on Reader Service Card



# Mighty Small LPB's



- Lighted switches may be mounted on .390" (10mm) or larger centers.
- Most versatility and economy available in miniature LPB's.
- Maintained or momentary action.
- L.E.D. lighted, non-lighted, or L.E.D. indicator versions.
- Direct PC board mount or with in-line or right angle connectors.
- Proven contacts provide switching integrity for logic loads.
- Rated at .25 Amp, 30 VDC max.

Contact your Licon salesman or distributor, or call or write for Series 39 Bulletin: LICON, 6615 West Irving Park Road, Chicago, Illinois 60634. (312) 282-4040 TWX: 910-221-0275



**LICON**

A DIVISION OF ILLINOIS TOOL WORKS, INC.

© Illinois Tool Works Inc. 1979

Circle No. 112 For full details

Circle No. 113 To have salesman call

## When nobody's got just what you need in Bubble Memories PERMAG'S Got It!

In stock. Off-the-shelf. 24-hour delivery. Grinding to your prints. Engineering assistance. Fabricating facilities. In addition, PERMAG has exotic, exclusive hard-to-get items. Complete facilities for measuring, testing, and producing special materials. 8 modern plants stocked, staffed, and equipped to meet your every requirement.

**Write for new catalog.**

**IN THE MAGNETIC FIELD PERMAG IS NO. 1.**

YOUR NO. 1 SOURCE FOR ALL MAGNETIC MATERIALS



Consult your Yellow Pages for address and telephone number of Permag near you



## New products



cludes a clock, a precision voltage reference, and a thin-film resistor network. Monotonic operation is guaranteed over the 0°-to-70°C operating range.

For use with microprocessors, the unit's output is buffered to permit three-state operation. Input ranges of 0 to -10 v,  $\pm 5$  v, or  $\pm 10$  v are pin-selectable. The unit consumes 1.75 w and works from  $\pm 15$ -v and +5-v supplies. In single quantities, the ADC594 is priced at \$299; its delivery time is four to eight weeks.

Hybrid Systems Corp., Crosby Drive, Bedford Research Park, Bedford, Mass. 01730. Phone Paul Goss at (617) 275-1570 [384]

## 16-bit s-d converter fits in 14-bit package

Capable of converting synchro data into 16-bit digital form with a maximum error of  $\pm 1$  arc minute, the model 1661B s-d converter comes in a 3.125-by-2.625-by-0.82-in. package—the same size housing as units that offer only 14-bit resolution.

With a 400-Hz input carrier, the unit can track changes at velocities up to 1,050°/s and accelerations up to 240°/s<sup>2</sup>. Outputs are compatible with complementary-MOS and TTL circuitry and are provided in parallel, positive binary-coded form.

The 1661B is available in versions that work in the 0°-to-70°C or -55°-to-+105°C ranges and ones that are qualified to MIL-STD-202, 883B or MIL-M-38510. It is priced at \$750. Delivery is from stock to six weeks.

Transmagetics Inc., 210 Adams Blvd., Farmingdale, N. Y. 11735. Phone Fred Haber at (516) 293-3100 [385]

# SABRE X. The lab recorder/reproducer your lab won't outgrow.



You know how your projects can expand and change. And a limited capability magnetic tape recorder won't always have the necessary capacity, and versatility to meet your new requirements.


Enter the Sabre X.

This is the largest, most versatile lab recorder we offer. It comes complete with microprocessor control and full capacity for up to 88 hours of recording time on a single tape. In addition, it has features you won't find on any other recording system.

For example, the Sabre X offers 10 bi-directional electrically switchable tape speeds from 15/32 ips, fast forward and fast rewind speeds of 320 ips in phase lock, a high density PCM, wide band servo and vacuum tape tensioning system. At 240 ips, Sabre X provides full 4MHz direct record/reproduce bandwidth or an 8 Mb/s per track HDR data rate.

The microprocessor-controlled tape transport features a programmable end-of-tape and shuttle. It also has a built-in diagnostic/alarm system that constantly monitors crystal reference, vacuum level, AC line voltage variation, all DC power supplies and heat sink temperatures of the reel drive and capstan power amplifiers.

Don't get stuck with a lab recorder you'll outgrow; specify the Sabre X. For a free copy of our new, illustrated SABRE X catalog and complete specifications, contact Ron Johnson at (813) 371-0811. Or simply circle the number on the reader service card.



Sangamo Data Recorders P. O. Box 3041  
Sarasota, FL 33578 Telephone: (813) 371-0811

SANGAMO WESTON

**Schlumberger**

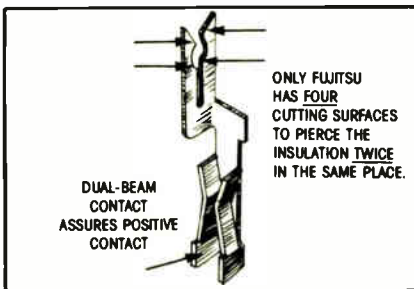


# FUJITSU: FLAT CABLE CONNECTORS



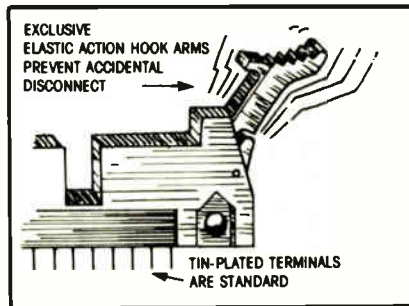
Flat cable connectors are easy enough to find. The trick is finding connectors that can handle every one of your needs consistently, conveniently and economically. Fujitsu flat cable connectors do it all. And they do it better than most.

When you buy Fujitsu, you know you're getting components that will always fit your usage because our connectors are compatible with 3M and other major brands. You won't be getting hit-or-miss construction, either. Thanks to Fujitsu's standardized automated manufacturing. Each piece must meet our rigid quality control standards before it is shipped.



Assembling Fujitsu connectors is a snap, too, because of their simplified design. Like u-contacts that pierce the insulation twice at the same place to provide a gas-tight metal surface that

is electrically reliable. And can withstand excessive pulling forces. And when you order Fujitsu flat cable connectors, you know you will always get tin-plated terminals that improve solderability and prevent gold contamination of the solder bath. Can your source say that?



A Fujitsu exclusive is the ingenious elastic hook arm that prevents acci-

dental disconnection at the receptacle. And our dual-beam contact assures positive contact even during vibration and excessive handling.

Concerned about cleaning? Fujitsu's superior PBT resin stands up to chemical agents such as Trickren and Chlorosen which can't be used on cheaper, conventional thermoplastics.

Fujitsu considers it a point of pride, as well as good business, to cater to your company's needs before, during and after the sale is made. Our warehouse is stocked to supply your company with samples of our fine products. And Fujitsu can match *any* source's lead time for processing and shipping ... at a competitive price.

The FCN-700 series offers vertical, right angle and wire wrap plugs and open or closed covers for both end-cable and through-cable applications.

Considering all these points, you'd be smart to come to the source with the best connections. Where quality, reliability and service are part of our product. Fujitsu.


For more information on our superior components, call or write us today.

**FUJITSU**  
**FUJITSU** **AMERICA, INC.**

COMPONENT SALES DIVISION  
910 SHERWOOD DRIVE-23 LAKE BLUFF ILLINOIS 60044 TEL (312) 295-2610 TELEX 206196

AND RELAYS AND CAPACITORS AND

# Great Tactile Feel



Our KL MINIKEY™ low profile keyboard gives you the stroke and tactile response of a full-size keyboard, in a clean, compact design.

Fast, positive contact closure and tactile feel are assured with our designed-in "over-center" mechanism—you won't find any artificially induced feel in a Minikey.

And our low profile is really low. Keytops extend only .070" (1.78 mm) above the face of the keyboard. Total keyboard depth, including keys, is less than .312" (7.92 mm). Great for space-saving! Great for appearance!

Minikeys are available with 12- or 16-key arrays, rear or front mounts, and a variety of output codes. They can interface with all digital logic circuitry, including TTL and CMOS, and can be used in dual-tone telephone systems.

Prices range from \$5.10 to \$6.50, in quantities of 100. For further information, send in this coupon or phone your nearest Digitran technical representative or distributor.

Marketing Services Dept.,  
Digitran, 855 S. Arroyo Pkwy., Pasadena, CA 91105

Please send data sheet on KL Minikey

Also send short-form catalogs

E

NAME \_\_\_\_\_

COMPANY \_\_\_\_\_

ADDRESS \_\_\_\_\_

CITY \_\_\_\_\_ STATE \_\_\_\_\_ ZIP \_\_\_\_\_

## ***DIGITRAN***

The Digitran Company, a division of Becton, Dickinson and Company

855 South Arroyo Parkway • Pasadena, California 91105 • Phone (213) 449-3110 • TWX 910-588-3794, TELEX 67-5485



# NORPLEX<sup>®</sup> POLYIMIDE-BASE LAMINATES

help you achieve high performance and greater yield.

Norplex G-30 laminates and prepregs are premium grade high-temperature base materials using polyimide resin with glass fabric reinforcements.

Developed for use in high-performance printed wiring boards and multilayer circuitry, G-30 polyimide laminates make possible design concepts that cannot be attained with epoxy-base materials. Because of their stability during fabrication and higher operating temperatures, these Norplex laminates are especially suited for microelectronics and guidance systems, computer logics and communications equipment.

Norplex G-30 laminates and prepregs have been approved and listed

as qualified products for the military specifications. MIL-P-13949E, MIL-P-55617B and MIL-G-55636B.

Other advantages of G-30 laminates and prepregs are their excellent X- and Y-axis dimensional stability, low Z-axis expansion, moisture resistance and outstanding electrical characteristics.

Technical information and assistance is available on these and other laminates from the Norplex Technical Service Department.

Norplex Division, UOP Inc., 1300 Norplex Drive, La Crosse, WI 54601. 608/784-6070. European Headquarters: Wipperfürth, West Germany. Pacific Headquarters: Kowloon, Hong Kong.

**Norplex<sup>®</sup> laminates  
by UOP**



One of The Signal Companies

Circle 117 on reader service card



## **Five development packages from Intel include workshop fee**

A total of five development packages, each of which contains hardware, software, and user services, is being offered by Intel Corp., Santa Clara, Calif., to help users set up microcomputer development systems with a minimum of wasted effort. Two system packages are available: the DS002, based on the model 220 microcomputer development system, and the DS003, which is based on the model 230. **Included in both systems are Intel's Credit text editor, membership in the Insite user's library, and tuition for attendance at one of the company's microcomputer workshops.** To form the complete development package, the user adds one of three support packages to the system package, depending upon whether he intends to use an 8080, an 8085, or an 8086 microprocessor. (The combination of the DS002 system package and the 8086 support package is not offered.) Complete package prices range from \$20,600 to \$28,520.

## **100-MHz scope pushes and pulls for more popularity**

While holding its price to that of the original 465 (\$2,495), Tektronix Inc., Beaverton, Ore., will introduce an improved, B version at NCC of what could be the most popular 100-MHz scope of all time. Added to the unit are push-pull vertical-mode selection buttons that let the operator choose **channel 1, channel 2, differential mode, and A-trigger view in any combination**, giving him altogether a much clearer picture of the system under study. Other new features include simultaneous trigger view with zero delay, a minimum magnified sweep time of 2 ns, and light-emitting-diode function indicators.

## **Color terminal aids IC design**

Claimed to be the first color graphics display to be offered in a commercial integrated-circuit design system, the MRD (for multicolor raster display) is a 20-inch unit that hooks directly up to the GDS II graphics design system from Calma Corp., Sunnyvale, Calif. Calma product marketing manager John Claiborne says that **the color display will reduce errors by making it easier for users to distinguish between IC layers.** The unit will sell for between \$61,600 and \$78,100, depending upon options, and has a delivery time of 120 to 160 days.

## **Calculator values keep rising**

The trend toward cheaper yet more capable pocket calculators continues. The latest scientific unit from Texas Instruments Inc., Dallas, is a 54-function machine dubbed the Slimline TI-35. Among its more noteworthy features are a memory that retains data even when the power is turned off; the capability to do trigonometric functions in degrees, radians, and grads; keys for finding the mean and standard deviation for both sample and population data; and a factorial key. **The unit has a suggested retail price of \$25.**

## **SSS cuts memory and microprocessor prices**

Solid State Scientific Inc., Montgomeryville, Pa., has lowered the prices of its  $\mu$ MOS 1800 microprocessor and C-MOS memory product families an average of 15% for the plastic-packaged devices. The 100-piece price for the SC1802LE is now \$7.35, and the SCP1852LE I/O port is now only \$1.35. The company attributes the price reductions to yield improvements.



# LAST YEAR, AN IMPRESSIVE 389 NEW OEMs JOINED DATA GENERAL.

## HERE'S WHY.

1. Because we've got an aggressive new product introduction policy that produces goods, not excuses.
2. Because we've got a broad line of compatible products to get them in more doors.
3. Because we get our products delivered before they become ancient history.
4. Because we offer an enticing discount schedule and extended start-up contract.
5. Because we'll go right to their customer with them to help close a big sale.
6. Because they know that success breeds success.

## HERE'S HOW.

- I'm impressed, tell me how I can become a Data General OEM.
- I'm a business systems supplier  OEM  an end user.

Name \_\_\_\_\_ Title \_\_\_\_\_

Company \_\_\_\_\_ Tel. No. \_\_\_\_\_

Address \_\_\_\_\_

City \_\_\_\_\_ State \_\_\_\_\_ Zip \_\_\_\_\_

Mail to: Data General Corp.  
Att: OEM Marketing  
MS 83110, Westboro, MA 01581

E524

### Data General

We make computers that make sense.

Data General Corporation, Westboro, MA 01581, (617) 366-8911. Data General (Canada) Ltd., Ontario, Canada. Data General Europe, 61 rue de Courcelles, Paris, France, 766.51.78. Data General Australia, (03) 89-0633. Data General Ltda., Costa Rica, Latin America 22-79-42. Data General Middle East, Athens, Greece 952-0557. © Data General Corporation, 1979.



## Tone Receivers, two ways from two sources.

Two tone receivers with versatile performance capabilities are available from two sources, ITT and Mitel.

Both offer the 88205 single package Hybrid DTMF Receiver System.

Or ITT's 3044 and 3045 DTMF group filters, along with additional limiter circuitry, can be used with Mitel's MT 8820 — or any other similar decoder chip — to design your own tone receiver.

You will find all of these components to be of high quality, and packaged with reliability to meet your most stringent demands. Specify them for your next central office, PABX, key system, mobile paging system or signaling application.

For more information, contact: ITT North Microsystems Division, 700 Hillsboro Plaza, Deerfield Beach, Florida 33441. Phone: (305) 421-8450, TELEX & TWX: 510-953-7523.

# ITT North

Microsystems Division

Circle 119 on reader service card



SUFFOLK COUNTY...



## THE BROADEST INDUSTRIAL SPECTRUM AVAILABLE IN THE EAST

If relocation is part of your future development plans, Suffolk County offers a broad range of industrial advantages that more and more electronics firms are recognizing daily.

- Confidential assistance in site selection, labor analysis and transportation studies.
- Special County and local tax benefits to qualified industries.
- Additional state tax deductions for creating new jobs.
- A skilled and non-skilled work force.
- Organizations, such as IDA, JDA, SBA, and others cooperating with local Banking establishments to meet your financing requirements.
- A County government dedicated to serving the needs of its business and residential community.
- Superior housing, educational and medical facilities.
- An ideal location to carry out your business of everyday living.

Put our county to the test. We welcome your research inquiries, and look forward to meeting your quality requirements. For additional information on the widest variety of site location options available in the Northeast, contact our Department of Economic Development.

**Suffolk County — Not Just Another Pretty Place!**



For Information write:  
**SUFFOLK COUNTY DEPARTMENT OF ECONOMIC DEVELOPMENT**  
William J. Sheridan, Commissioner  
Veterans Memorial Highway • Hauppauge, New York 11787  
(516) 979-2929  
**John V. N. Klein, County Executive**

### New products/materials

An organic flux solvent, Contour Number 50, is formulated for quick removal of all types of organic soldering flux. The aerosol solvent should be applied one hour after soldering to remove oil, dirt, or dust from the surface to be cleaned. The cleaner may be used on most surfaces, but can cause surface crazing on polycarbonate and styrene-based polymers. The nonflammable material is packaged in a 16-oz can and a free sample is available when requested on company letterhead. Contour Chemical Co., Special Products Division, 70 Concord St., North Reading, Mass. 01864 [476]

An anhydride-hardened epoxy semiconductor encapsulant is intended for power transistors and other semiconductor devices that operate at elevated temperatures. Designated Plaskon 4001, the molding compound contains proprietary hardeners seldom found in anhydride systems that make it very moisture-resistant. As molded, the material has a dielectric constant of 4.04 and a dissipation factor of 0.009, both measured at 100 Hz. When exposed for 16 hours to 15-psig steam, the dielectric constant rises to 4.43 and the dissipation factor goes up to 0.022. After 72 hours, these figures become 5.10 and 0.088, respectively. Other specifications include a glass-transition temperature of greater than 200°C and a coefficient of thermal expansion of 35 ppm/°C.

Allied Chemical Corp., Specialty Chemicals Division, 2829 Glendale Ave., Toledo, Ohio 43614 [479]

A silver-epoxy adhesive is formulated for bonding and sealing applications at temperatures up to 190°C. Tra-duct 2924 is an electrically conductive material that is particularly useful for the repair of electronic modules, integrated circuits, and waveguides. The adhesive may be applied at room temperature, but should be cured at 90°C to ensure the bond's strength. Contained in a variety of Bipax packages, the material is available from stock.

Tra-Con Inc., 55 North St., Medford, Mass. 02155 [480]







Need receiver

# NOISE

measurements?


**Ailtech has the box  
that can do it!**

Ailtech's 75 Precision Automatic Noise Figure Indicator (PANFI) can **MEASURE** amplifier and receiver noise figure with accuracy ( $\pm 0.15$  dB) and precision (0.05 dB resolution). To **MONITOR** repeated measurements, there's the 7300 System Noise Monitors. They're available in analog and digital configurations and are ideal for amplifier production tests *including simultaneous gain measurements* and on-line radar receiver noise monitoring. Ailtech can **GENERATE**, with a comprehensive line of broadband solid state and gas-discharge devices for laboratory or system requirements; and can **CALIBRATE** RF and microwaves noise sources with the Ailtech 82 Noise Calibration System.

Measure, Monitor, Generate, Calibrate — Ailtech knows the whole story. And we'd like to tell you that story. Write today, we'll send it to you.



"Now available  
with 488 buss  
interface option."




**CITY OF INDUSTRY OPERATION** • CITY OF INDUSTRY, CA 91748 • (213) 965-4971  
**LONG ISLAND OPERATION** • RONKONKOMA, N.Y. 11778 • (516) 598-9900  
**LOS ANGELES OPERATION** • LOS ANGELES, CA 90086 • (213) 822-3081  
**FRANCE** • LA GARENNE-COLOMBES • TELEPHONE 7807373  
**UNITED KINGDOM** • CROWTHORNE • TELEPHONE 5777  
**GERMANY** • MUNICH • TELEPHONE (089) 5233023  
**HOLLAND** • AMSTERDAM • TELEPHONE 31-2977-29376

**MEMBER OF CUTLER-HAMMER INSTRUMENTS & SYSTEMS GROUP**

Circle 122 on reader service card

World Radio History

# FLEX CIRCUITS MEAN SECURITY



Add security to your design and do several jobs at once with R/flex circuits.

Heightened reliability and lowered costs are assured by elimination of multiple circuit boards and jumpers.

Labor savings, too, with components mounted directly on the circuit—manually or automatically inserted. Stiffeners can be added where needed.

R/flex circuits can be made in one or more layers in a variety of shapes and sizes, with or without plated-through holes.

## ROGERS

Rogers Corporation  
Chandler, Arizona 85224  
(602) 963-4584

EUROPE Mektron Nv, Gent, Belgium JAPAN Nippon Mektron, Tokyo

For Information Only 123  
For Immediate Need 124

A lot of complex thinking goes into the Teletype\* model 40 printer. And, incredibly, it all fits on this 9" by 19" circuit card.

More brains; less brawn.

That's the advantage of an electronic printer like our 300 LPM model 40 series. The LSI (Large Scale Integration) circuitry tucked underneath the printer can perform functions with greater reliability than mechanical hardware.

And it can perform them in a fraction of the time with a fraction of the parts. Plus, fewer moving parts means less maintenance and increased printer life.

All you have to do is plug it in.

Just attach the AC power and a serial signal source and your model 40 is ready to go to work. There are 32 switch-selectable options and self-diagnostics available at no additional cost. Housed in an attractive

cabinet, if you need one. And our technical assistance is never extra.


So for not much money, the brains behind our operation can become the brains behind yours.



Teletype Corporation  
5555 Touhy Avenue, Dept. 3185, Skokie, IL 60076.  
Telephone (312) 982-2000.

Circle 125 on reader service card

# MEET THE BRAINS BEHIND THE OPERATION.



"See us at the NCC Show, Booth #2219"

World Radio History

\*Teletype is a trademark and service mark of the Teletype Corporation.



# LEADER OF THE PACK!



With a Data I/O System 19, you'll  
always be "top dog."

It's impossible to stay on top of every new development in IC technology — frightening too — especially when it's time to buy a PROM programmer.

Today, there's a lot more in the world to program than PROMs. The programmable logic devices you're specifying today could be dumped next year in favor of a brand new device that can do four times as much and cut the "real estate" in half.

Smart engineers, who want to stay in front of the pack, buy the programmer that won't leave them behind — the Data I/O System 19.

With a System 19 you can program a bipolar PROM, MOS EPROM, FPLA, FPLS, FPGA, PAL, PMUX, programmable port, diode matrix or  $\mu$ P/EPROM. And that's just the beginning of what this remarkable system can do to keep you on top.

Best of all, Data I/O's System 19 is priced within just about everyone's budget.

You haven't shopped around until you've looked at Data I/O. Let us show you the difference. Circle reader service number or contact Data I/O, P.O. Box 308, Issaquah, WA 98027. **For answers fast, call toll free: 800-426-9016.**

Good idea! **DATA I/O**

Programming systems for tomorrow...today





# The Personal Computing Book



## Take the computer revolution into your own hands!

More than 50 articles are presented from leading publications in the field to give you this up-to-date guide that answers all your questions on personal computing precisely and reliably.

Hardware • Software • Theory  
• Applications • Helpful Hints

Order today, and don't forget the other valuable Electronics Magazine Books listed in the coupon below.

Electronics Magazine Books  
P.O. Box 669, Hightstown, NJ 08520



Send me...

- \_\_\_\_\_ copies of *Microprocessors* @ \$8.95
- \_\_\_\_\_ copies of *Applying Microprocessors* @ \$9.95
- \_\_\_\_\_ copies of *Large Scale Integration* @ \$9.95
- \_\_\_\_\_ copies of *Basics of Data Communications* @ \$12.95
- \_\_\_\_\_ copies of *Circuits for Electronics Engineers* @ \$15.95
- \_\_\_\_\_ copies of *Design Techniques for Electronics Engineers* @ \$15.95
- \_\_\_\_\_ copies of *Memory Design: Microcomputers to Mainframes* @ \$12.95
- \_\_\_\_\_ copies of *New Product Trends in Electronics, No. 1* @ \$14.95
- \_\_\_\_\_ copies of *Personal Computing: Hardware and Software Basics* @ \$11.95

Discounts of 40% on orders of 10 or more copies of each book.

I must be fully satisfied or you will refund full payment if the book is returned after ten-day trial examination.

- Payment enclosed     Bill firm     Bill me  
Charge to my credit card:     American Express  
 Diners Club     Visa     Master Charge

Acct. No. \_\_\_\_\_ Date Exp. \_\_\_\_\_

On Master Charge only,  
first numbers above name \_\_\_\_\_

Name \_\_\_\_\_ Title \_\_\_\_\_

Company \_\_\_\_\_


Street \_\_\_\_\_

City \_\_\_\_\_ State \_\_\_\_\_ Zip \_\_\_\_\_

Signature \_\_\_\_\_


## New literature

**Amplifiers.** To enhance the knowledge of engineers who use isolation and instrumentation amplifiers, this 20-page guide goes into the theory of these devices and explains how they can be applied to industrial control,



instrumentation, and biomedical designs. Analog Devices Inc., Route 1 Industrial Park, P. O. Box 280, Norwood, Mass. 02062. Circle reader service number 421.

**Adhesives.** "Loctite Technology: The Better Way to Put Parts Together" contains data on more than 60 thread sealants, instant adhesives, primers, O-ring splicing kits, safety solvents, and application devices. The 48-page manual covers specification and application of these mate-



rials for manufacturing and maintenance. It is available for \$2 from Loctite Corp., North Mountain Road, Newington, Conn. 06111.

**Z80 system design.** The Zilog data book is for design engineers who intend to use Z80 products in personal microcomputer systems. The 132-page volume has sections on the Z80 family of metal-oxide-semiconductor large-scale integrated microcomputers and memories, the MCB series of microcomputer board products, and the ZDS-1 development system series. Send \$5 to Zilog Literature Department, 10340 Bubb Rd., Cupertino, Calif. 95014.

**Analog panels.** A 40-page catalog on analog panel instruments covers 18 instrument categories, accessories, and special instrument features and options. Complete specifications and




detailed dimensional information are listed. LFE Corp., Process Control Division, 1601 Trapelo Rd., Waltham, Mass. 02154 [424]

**Glossary.** The "Glossary of Programmable Controller Terms" will acquaint users of programmable



# THE DSD 440. TOTAL DEC® RX02 COMPATIBILITY,



## AND MORE.

The DSD 440 is the only alternative to the DEC RX02 that's 100% software, hardware and media compatible with LSI-11, PDP®-11 and PDP-8 computers, including those with extended memory. It can be configured as an RX02 for DEC double density or IBM 3740 single density recording, or as an RX01 for backward operating system compatibility.

### MORE

A 512-byte hardware bootstrap is built into all PDP-11 and LSI-11 interfaces. It loads system software automatically from either single or double density diskettes. Extensive self-testing is DIP-switch selectable with the "Hyperdiagnostics" that run without being connected to a computer. The low profile 5 1/4-inch DSD 440 features write protection and diskette formatting.

### FASTER

The optimized DSD 440 microcode increases system throughput when using the RT-11 foreground/background monitor. In particular, the DSD 440 with an LSI-11 runs fill and empty buffer operations 20% faster than an RX02.

### FOR LESS

The DSD 440 is the RX02 compatible flexible disk system that combines high performance and advanced features with fast delivery... at a lower price. For further information, call or write Data Systems Design today. A data sheet and price list will be forwarded to you immediately.

© Trademark of Digital Equipment Corporation

## Data Systems

Data Systems Design, Inc.  
3130 Coronado Drive,  
Santa Clara, CA 95051  
(408) 249-9353  
TWX 910-338-0249

Eastern Regional Sales:  
(617) 329-5730  
TWX 710-348-0563



# Volume Eprom Erasing in 6.7 Minutes!



Introducing two new members in UVP's growing family of MEMORASE® Eprom Erasing Systems. Both offer speed, reliability and outstanding performance.

For large capacity requirements, the C-90 will erase a 600 chip batch in under 7 minutes. No preoperative adjustments or tuning are needed. Simply load it, set the timer, and forget it. It's that easy.

Model C-91 is geared for small systems users and delivers fast, efficient operation at an affordable price. It provides complete, thorough erasure of up to 96 chips in one cycle in less than 7 minutes.

Like all UVP products, each MEMORASE System is quality built, and backed by nearly 50 years of UV experience and technology.

Why settle for less? Call or write today for more information.

*New . . . from the research labs at UVP.*

**ULTRA-VIOLET PRODUCTS, INC.**   
5100 Walnut Grove Avenue, San Gabriel, CA 91778 U.S.A.

Circle 129 on reader service card

## College dollars need time to grow.

**Take stock in America.**

*With higher paying U.S. Savings Bonds.*



## New literature

controllers with some common definitions of aspects of the operation and maintenance of programmable controllers. This glossary fits neatly into a pocket, making it a handy reference, though of course it is not definitive. Ask for publication SD60, from Marketing Services, Allen-Bradley Co., Systems Division, 747 Alpha Dr., Highland Heights, Ohio 44143 [425]

**Asian electronics.** "The Asian Electrical/Electronics Trade Directory 1979/80" lists 3,700 electrical and electronics companies located in the area around Japan. This 632-page directory presents information about countries previously uncataloged, including Thailand, the Philippines, and Indonesia. In addition, details are provided for Hong Kong, Taiwan, Singapore, Malaysia, and Korea. The companies are grouped by the type of product they supply, import, distribute, or service. The directory sells for about \$150 and is available from Mackintosh Publications Ltd., Mackintosh House, Napier Road, Luton, Beds., LU1 1RD England.

**Inductor design.** "Inductor Design in Switching Regulators" briefly describes the overall operation of switching regulators and primarily discusses Molypermalloy powder and ferrite—two core materials used for the inductor in a switching regulator. The catalog gives step-by-step procedures for core selection to simplify inductor design. A dc bias core selector chart and a ferrite dc bias core selector chart are also given. [430]

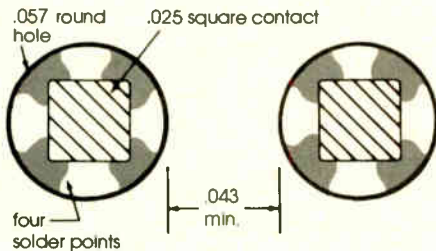
**Measuring electrostatic voltage.** An 11-page catalog, "Instruments to Measure Electrostatic Voltage and Field," is an informative guide to an Isoprobe line and other instruments for measuring electrostatic voltage and field. The catalog provides the features, applications, and specifications for each of the instruments. A complete price list is included. Monroe Electronics Inc., 100 Housel Ave., Lyndonville, N. Y. 14098 [431]

# No more square tails in round holes.



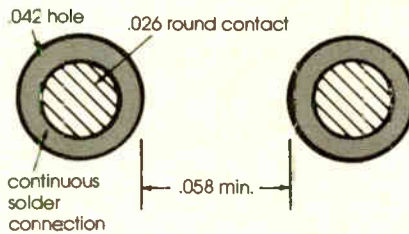
## Introducing the wave solder PC connector.

What an electronic design engineer will make-do with in a pinch is astonishing. For example — converting wire wrap\* PC connectors to wave solder.



How it's done: you saw off the square .025" tail and push it through a .057" round hole in the PC board. You get only 4 contact points for solder. And there's room for only one tracing between holes. But, so what...it works.

### At last — The obvious answer



Our own design engineers, not afraid of doing the obvious and simple thing, have done just that. They've taken a series of our PC wire wrap connectors — and given them .026" round tails. Everything else stays the same: the insulator, semi-bellows contacts, pin and row spacing.

### So what?

So — the .026" round pin slips into a .042" round hole in your PC board for an excellent solder connection. So — you can now get multiple tracings between rows.

We have two tail lengths: a .200" short one and a .250" longer one to take the AS400 Solderpak\*\* System. These are available in connectors with contacts on .100", .125" and .156" centers, and in layouts from 6 to 50 positions.

Use our coupon and we'll send you all the details.

**There's more.** There are some things we haven't told you — including materials and other details you need to know. Ask us for the literature.

NAME \_\_\_\_\_

TITLE \_\_\_\_\_ TELEPHONE \_\_\_\_\_ EXT. \_\_\_\_\_

COMPANY \_\_\_\_\_

ADDRESS \_\_\_\_\_

CITY \_\_\_\_\_ STATE \_\_\_\_\_ ZIP \_\_\_\_\_



/21001 Nordhoff Street, Chatsworth/CA 91311 U.S.A.  
(213) 341-4330/TWX: 910-494-2094

\*A registered trademark of the Gardner-Denver Company. \*\*A registered trademark of the Raychem Corporation.



# PTK lights CRT's

## HIGH VOLTAGE FOR CRT APPLICATIONS

### COMMERCIAL

2 to 30kV, 3 to 30 watts,  
high voltage power supplies.  
Custom flyback transformers.

### MILITARY

Mil grade units for ground,  
ship and aircraft.

### L.V. / H.V. COMBO'S

High voltage power supplies  
combined with a multiple  
output low voltage switcher.

### SPECIALS

Miniature and sub-miniature  
high voltage power supplies  
to 20kV. Ultra stable or ultra  
low ripple designs.

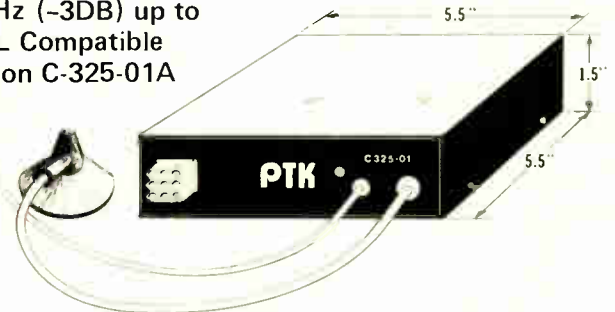
*Send for Data Package on  
standard product lines, or  
call Factory for technical  
assistance.*

### C-325 Series

#### MAJOR FEATURES:

The C-325 Provides All Voltages (except heater) for High Resolution Shadow Mask Color CRT's ● Anode is 20 - 25KV @ 1.2ma ● Focus is 4.75 - 6.25KV @  $\pm 15\mu A$  ● G2 is 75 - 750V @  $\pm 5\mu A$  ● G1 is -200V @  $500\mu A$  ● Provision for Capacitively Coupled Dynamic Focus Voltages 300Hz to 250KHz (-3DB) up to 1KV Peak to Peak ● TTL Compatible On/Off Control ● Input on C-325-01A is  $38V \pm 2V$  ● Operating Temperature is 0 - 70°C Case ● Input, Output and Mechanical Options Available ●

**3 YEAR WARRANTY**



PTK Corporation 1173 Los Olivos Avenue, Los Osos, CA 93402 (805) 528-5858

Circle 132 on reader service card

## The biggest problem with your IEEE bus...


So your new equipment conforms to IEEE standards. Great. But your system doesn't work. Not so great. Either your interface or your software isn't compatible. But which one?

Look no further. This is Model 488. The IEEE Bus Monitor/Analyzer from Interface Technology.

It records, analyzes, and controls. It stimulates, calibrates, tests, and verifies. In short, it does the thinking - and the searching - for you.

Call today for a demonstration of this remarkable time saver. Now that you're on the bus, you don't want to miss the boat.

## ...is finding why your bus has a problem.



**interface**  
TECHNOLOGY

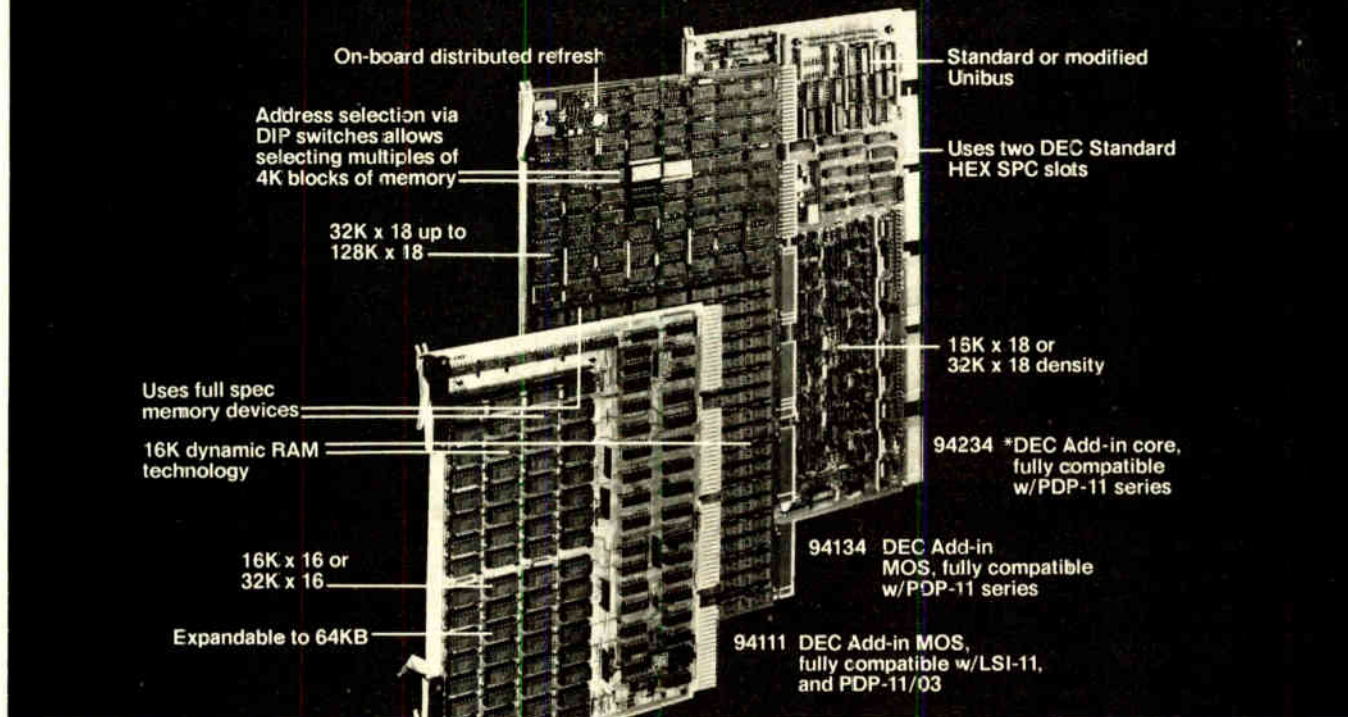
852 North Cummings Road • Covina, California 91724 U.S.A. • (213) 966-1718

France MB Electronique • Switzerland/Spain Instrumatic AG • W. Germany Kontron Elektronik GmbH • UK Wavetek Electronics Ltd. • Japan Tokyo Electronics Trading Co., Ltd.

Circle 133 on reader service card

World Radio History

# Add-on quality, Add-in quality with OEM memory from Control Data.



Control Data offers a complete line of semiconductor and core memory that's fully compatible with today's processors. Enclosures, too. And all are built with the same concern for quality that goes into every product we manufacture.

You see, Control Data believes in improving upon basic design when we make memory for mini-computer processors. All chips in our semiconductor memory are "full-goods." So you get all the quality and density you pay for. We use IC sockets instead of hardwiring our chips, so servicing is easier.

## When your \*PDP-11 needs more memory...

*Add-in* our 94234 Core Memory Module. It's fully compatible, of course, but you also get the inherent reliability and non-volatility of core memory technology.



94270

Our *Add-on* core is fully compatible too, and fits into your PDP-11/70 rack. It gives you up to 512 Kbytes in a 10½ inch enclosure housing two power supplies, one

back plane, one controller circuit board, two to eight memory modules (in pairs), four interconnect cables and four terminator circuit boards.

## And when you need better semiconductor memory...

Our 94134 MOS RAM module is fully compatible with your PDP-11/34 and uses either the standard

or the modified unibus connector. Maximum configuration is 128K x 18, but smaller densities are also available. Refresh is automatic.

Our 94111 MOS RAM has block address selection via switches for the standard configuration of 16K or 32K x 16. It is pin-to-pin, voltage, signal, hardware and software compatible with \*LSI-11 and PDP-11/03 systems.

Put quality behind your nameplate. Call us at 612/830-6018 or send us the coupon below.

\*DEC, LSI and PDP are registered trademarks of Digital Equipment Corporation.

Jack Middfestaedt, Product Sales Manager  
Control Data Corporation, Computer Memory Division  
8001 East Bloomington Freeway, Bloomington, MN 55420

Please tell me more about memory for my \_\_\_\_\_ processor.

Name \_\_\_\_\_ Phone \_\_\_\_\_

Company \_\_\_\_\_ Title \_\_\_\_\_

Address \_\_\_\_\_

City \_\_\_\_\_ State \_\_\_\_\_ Zip \_\_\_\_\_

**CD** CONTROL DATA CORPORATION

**More than a computer company**



# RESISTS

**ESSEX/SUFLEX Acryflex® FR sleeving is flexible 155°C. Underwriters Laboratories listed.**

- RESISTS** — solvent, varnish and oil attack.
- RESISTS** — flame
- RESISTS** — dielectric breakdown
- RESISTS** — cracking from bending when hot or cold
- RESISTS** — abrasion and cut through
- RESISTS** — inventory build-up because it's used for Class 105, Class 130 and Class 155 applications

Acryflex FR — UL listed as FR-1 (VW-1) — is an outstanding sleeving for appliance, home entertainment and medical equipment manufacturers. All ASTM-D372 grades are available.

Samples, property data and prices available from 29 Essex/IWI Warehouse/Sales Centers and many independent distributors — or contact: Essex Magnet Wire & Insulation Division, Essex/Suflex, Newmarket, N.H. 03857, Phone: 603/659-5555.



**ESSEX GROUP**  **Subsidiary of UNITED TECHNOLOGIES**

Circle 137 on reader service card

**Snap-on**

**Screwdrivers**  
**Speed**  
**Small**  
**Screw**  
**Turning**



**ELECTRICAL — ELECTRONIC —**  
**AIRCRAFT — AUTOMOTIVE —**  
**COMMUNICATIONS — ANY**  
**INTRICATE WORK**


- Thin blade same width as shank
- Crimped shanks anchor firmly in handle
- Extra-tough alloy steel blades • Precision-machined tips seat firmly in screw slot. SSDE 450 set — 1/8" blade width — 2 to 8 inches long. SSDE 650 set — 3/16" blade width — 3 to 10 inches long. Snap-on Tools Corporation 8051E 28th Ave., Kenosha, Wisconsin 53140

**Snap-on Tools**

499

296 Circle 138 on reader service card

**NEW:**  
**MXO-50 Oscillators—25 kHz**  
**to 60 MHz**



(shown twice actual size)

**Hermetically-sealed metal package for enhanced reliability... improved stability.**

Glass to metal seal—impervious to moisture either in use or during manufacture. TTL compatible MXO-50 oscillator eliminates external components and extra circuitry. Available with full military screening.

Stability: As low as  $\pm .0025\%$  available. Fan out: 10 TTL loads. Operating temp.: 0° to +70°C., or -55° to +125°C. Dimensions: .800" x .500" x .280" Electrically identical to MXO-40.

For full facts, use Reader Service Card or write: CTS Knights, Inc., 400 Reimann Avenue, Sandwich, Illinois 60548. Phone: (815) 786-8411.



**CTS KNIGHTS, INC.**

Circle 139 on reader service card

Circle 140 on reader service card →





1

Thermally engineered—ventilation holes




2

Sheet Metal: 0.125 in Aluminum  
Finish: Grey, Fed. Std. 595 No. 26081



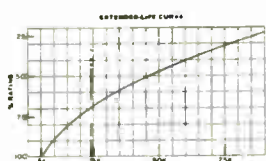
3

Sprague electrolytic capacitors



8

Flame retardant resistors



9

Extended life—known calculated MTBF curve




10

110/220 VAC, 50-60 Hz standard all models




11

Listed in Underwriter's Laboratories Recognized Components Index



12


56 models, 6 power packages, single dual and triple outputs



0.03%

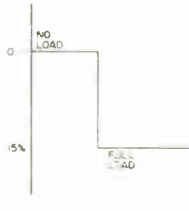
16

Temperature Coefficient  
... 0.03%°C



17

Ripple ... 1.5 mV RMS



18

Regulation  
Load 0.15% for 100% load change  
Line 0.15% for 105 to 125 VAC




19

Convection cooled—3 mounting positions, no external heat sinks or forced air cooling required

# 24 reasons why you should power supplies from Lambda

## LAMBDA ELECTRONICS

The world's largest manufacturer of low cost open frame power supplies. Proven the most reliable on the market.



One day delivery on all models.

Up to 20% discount on quantities of 25.

# LAMBDA ANNOUNCES NEW POWER SUPPLIES PRICE CUT ON LO SERIES

L-249



# 6 Amp Monolithic OV Protectors

## \$5.00 Qty 1 \$3.40 Qty 1000

### TO-3 PACKAGE, NO EXTERNAL COMPONENTS NEEDED

#### LAMBDA OVERVOLTAGE PROTECTORS

##### L-6-OV, L-12-OV, L-20-OV, L-35-OV Series

#### General Description

The Lambda overvoltage protector prevents damage to the load caused by excessive power supply output voltage due to improper adjustment, improper connection, or failure of the power supply. Load protection is accomplished automatically by effectively short circuiting the output terminals of the power supply when a preset limit voltage has been exceeded. The trip-point limit voltage cannot be adjusted. To reset overvoltage protector, remove AC input to power supply allow overvoltage protector to cool, and reapply power.

#### Overvoltage Protector Absolute Maximum Ratings

PARAMETER	SYMBOL	L-6-OV SERIES		L-12-OV SERIES		L-20-OV SERIES		L-35-OV SERIES	
		MIN	MAX	MIN	MAX	MIN	MAX	MIN	MAX
On State Current	$I_{DC}$	-	6A	-	12A	-	20A	-	35A
On State Voltage	$V_{DC}$	-	2.5V	-	1.3V	-	1.4V	-	1.6V
Non-Repetitive Peak Surge Current*	$I_p$	-	70A	-	200A	-	260A	-	350A
Standby Current	$I_s$	-	25mA	-	5mA	-	5mA	-	5mA
Operating Temperature (Blocking)**	$T_{CB}$	-40°C	+100°C	-40°C	+100°C	-40°C	+100°C	-40°C	+100°C
Operating Temperature (Conducting)***	$T_{CC}$	-40°C	+150°C	-40°C	+140°C	-40°C	+140°C	-40°C	+140°C
Storage Temperature	$T_s$	-40°C	+150°C	-40°C	+125°C	-40°C	+125°C	-40°C	+125°C
Power Dissipation @ 25°C Derate	$P_D$	150 Watts @ 1.5°C/W above 50°C							
Thermal Resistance	$R_{\theta JC}$	1.0°C/W							

\*For sinusoidal current duration of 8.3 milliseconds max.  
 \*\*Case temperature for overvoltage protector in non-conducting or "OFF" state.  
 \*\*\*Case temperature for overvoltage protector in conducting or "ON" state. Power must be removed and case temperature allowed to drop to 71°C before application of output voltage.

The overvoltage protector must be mounted on external heat sink to maintain case temperature below rated limit. When the overvoltage protector is used with a Lambda power supply, the power supply chassis acts as the heat sink. The L-12-OV, L-20-OV, L-35-OV, overvoltage protector is supplied with mating connectors for pins on overvoltage protector (+V and -V engraved on unit).

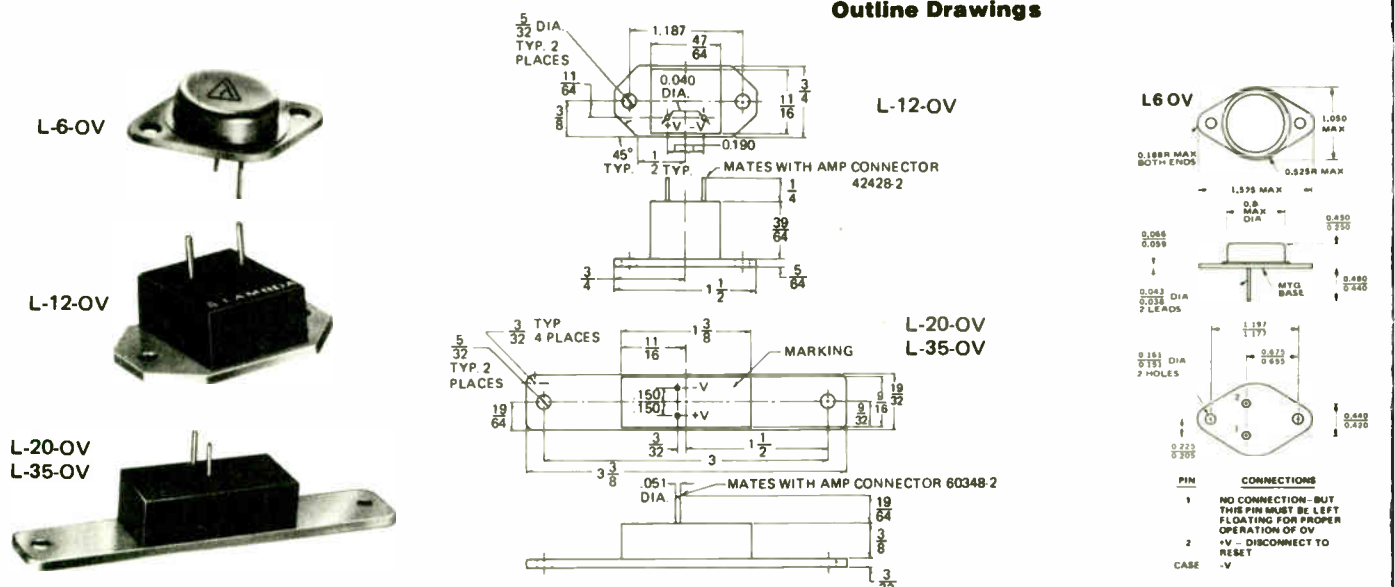
#### OVERVOLTAGE PROTECTORS

NOM SUPPLY VOLTAGE (VOLTS)	TRIP POINT VOLTAGE <sup>A</sup> (VOLTS)	6 AMP				12 AMP				20 AMP				35 AMP								
		MODELS	QTY 1	QTY 100	QTY 250	QTY 1000	MODELS	QTY 1	QTY 100	QTY 250	QTY 1000	MODELS	QTY 1	QTY 100	QTY 250	QTY 1000						
5	6.5 ± .2 (6.6 ± .2) <sup>B</sup>	L-6-OV-5	5	84	\$3.75	\$3.40	L-12-OV-5	5	88	\$7.50	\$6.80	L-20-OV-5	5	116	\$11.20	\$10.50	L-35-OV-5	5	20	\$14.40	\$13.80	\$12.30
6	7.4 ± .2 (7.3 ± .2) <sup>B</sup>	L-6-OV-6	5	4	3.75	3.40	L-12-OV-6	5	6	7.50	6.80	L-20-OV-6	5	16	11.20	10.50	L-35-OV-6	5	20	14.40	13.80	12.30
9	10.5 ± .5 (10.5 ± .4) <sup>B</sup>	L-6-OV-9	5	4	3.75	3.40	L-12-OV-9	5	6	7.50	6.80											
10	13.8 ± .5 (11.0 ± 0.5) <sup>B</sup>	L-6-OV-10	5	4	3.75	3.40																
12	13.7 ± .4 (13.7 ± .4) <sup>B</sup>	L-6-OV-12	5	4	3.75	3.40	L-12-OV-12	5	6	7.50	6.80	L-20-OV-12	5	16	11.20	10.50	L-35-OV-12	5	20	14.40	13.80	12.30
15	17.0 ± .5	L-6-OV-15	5	4	3.75	3.40	L-12-OV-15	5	6	7.50	6.80	L-20-OV-15	5	16	11.20	10.50						
18	20.5 ± 1.0	L-6-OV-18	5	4	3.75	3.40																
20	22.8 ± .7	L-6-OV-20	5	4	3.75	3.40	L-12-OV-20	5	6	7.50	6.80	L-20-OV-20	5	16	11.20	10.50						
24	27.3 ± .8	L-6-OV-24	5	4	3.75	3.40	L-12-OV-24	5	6	7.50	6.80	L-20-OV-24	5	16	11.20	10.50						
28	31.9 ± 1.0	L-6-OV-28	5	4	3.75	3.40	L-12-OV-28	5	6	7.50	6.80	L-20-OV-28	5	16	11.20	10.50						
30	33.5 ± 1.0	L-6-OV-30	5	4	3.75	3.40	L-12-OV-30	5	6	7.50	6.80	L-20-OV-30	5	16	11.20	10.50						

<sup>A</sup> VOLTAGE TOLERANCE MAINTAINED OVER 0-71°C DUE TO POWER DESIGN

<sup>B</sup> FOR L-6-OV ONLY

#### Outline Drawings



## SPECIFICATIONS

#### Regulated voltage

regulation, line . . . . . 0.15% for 105 to 125 VAC  
 regulation, load . . . . . 0.15% for 100% load change  
 ripple and noise . . . . . 1.5mV RMS, 5mV pk-pk with either positive or negative terminal grounded

remote programming resistance . . . . . 200 ohm/volt  
 temperature coefficient . . . . . 0.03%/°C

#### AC input

line . . . . . 105-125 VAC/210-250 VAC, 47-440Hz (derate 10% at 50 Hz). Consult factory for operation at frequencies other than 47 to 63 Hz.

#### Efficiency

minimum . . . . . 25% for 5V, 6V models. 35% for 12V, 15V and triple output models. 48% for 20V, 24V, 28V and dual output models

#### Overshoot

no overshoot on turn-on, turn-off or power failure.

#### Ambient operating range

continuous duty from 0° to 60°C

#### Storage temperature range

-55°C to +85°C

#### Controls

simple screwdriver output voltage adjustment over voltage range.

#### Remote sensing

provision is made for remote sensing to eliminate effects of power output lead resistance on DC regulation. Connected for local sensing at factory.

#### Overload protection

external overload protection; automatic electronic current limiting circuit limits the current to a preset value

#### Tracking Accuracy

(Dual and Triple Output Models Only) 2% absolute voltage difference, 0.2% change for all conditions of line, load, and temperature.

#### Mounting

three mounting surfaces on packages Z, Y, X, W; two mounting surfaces on packages V & R; three mounting positions (all models).

#### Finish

Gray, Fed. Std. 595 No. 26081

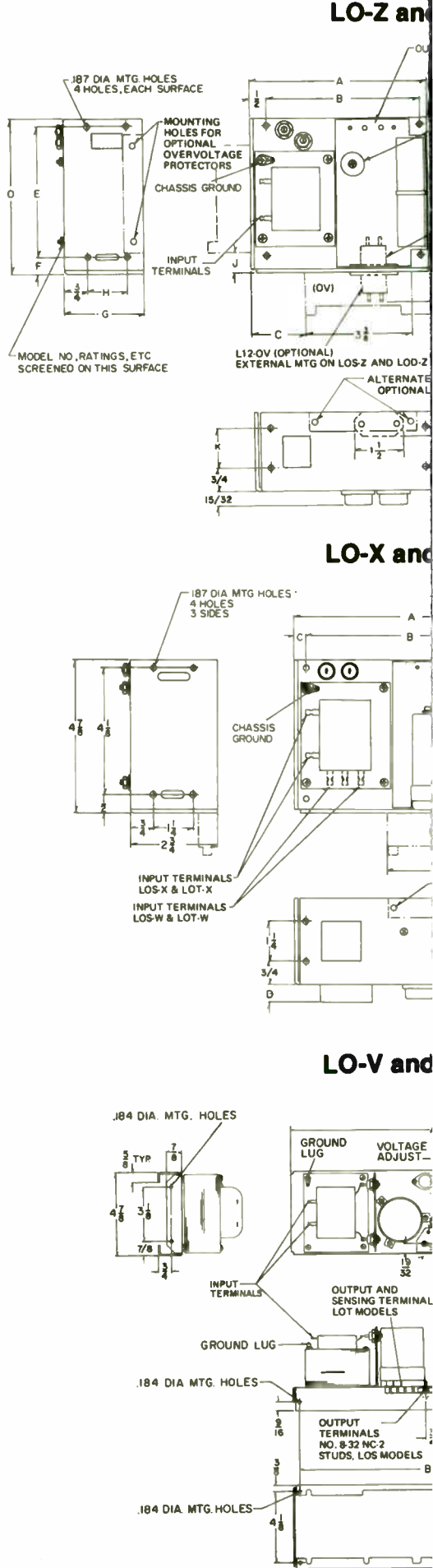
#### Physical Data

PACKAGE MODEL	WEIGHT		SIZE (INCHES)
	LBS. NET	LBS. SHIP	
LO-Z	2	2-1/4	4-7/8 x 4 x 1-5/8
LO-Y	4	4-1/4	5-5/8 x 4-7/8 x 2-1/2
LO-X	6-1/2	7	7 x 4-7/8 x 2-3/4
LO-W	7-3/4	8-1/4	9 x 4-7/8 x 2-3/4
LO-V	10-1/4	11-3/4	4-7/8 x 13-3/4 x 4-7/8
LO-R	14-3/4	16-1/4	4-7/8 x 16-3/4 x 4-7/8

#### Guaranteed for 90 days

90 day guarantee includes labor as well as parts. Guarantee applies to operation at full published specification at end of 90 days.

## DIMENSIONAL DRAWING





# Why Lambda is the world's largest manufacturer of low-cost, open-frame power supplies.

# QUALITY

Only the Lambda LO series gives you all these high quality features.


- All hermetically sealed semiconductors.
- Balanced thermal design with a known, defined level of quality.
- Sprague electrolytic capacitors.
- Quality controlled through Lambda manufacture of all its own sheet metal, transformers and P.C. boards.
- Purchased components rigidly specified by Lambda.
- Plated through hole printed circuit board.
- Flame retardant resistors.
- Teflon wiring in hi-temp location.

You'll get fewer failures with Lambda LO series power supplies. And the cost of failures is more important than the costs of repairing low-cost power supplies.

Costs to repair	Your Estimate	Lambda Estimate
Packing for shipment	—	\$10
Cutting No Charge Purchase Order	—	25
Freight Charges (2 ways)	—	15
Receiving, incoming test and inspection	—	25
Total to implement guaranteed repair		75
<b>To get cost of failure add:</b>		
Field Service Call	—	200
Cost of down time (actual and product reputation)	—	?
		275+
3 failures will cost you		825+
15 failures will cost you		4125+

If you spend as much as \$10 each for on-site repair of 15 failed low-cost power supplies, you will save \$970 on the cost of implementing the guarantees.

The lowest cost power supplies are those with the fewest failures regardless of guarantees and initial price ..... Lambda quality means LO series power supplies have fewer failures than any other low-cost, open-frame power supplies



**LAMBDA** ELECTRONICS

DIVISION of **Veeco** INSTRUMENTS INC.

515 BROAD HOLLOW ROAD, MELVILLE, L.I., NEW YORK 11747 (516) 694-4200

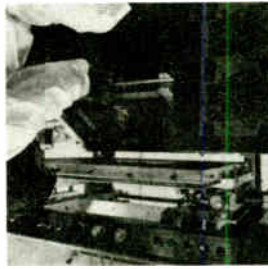

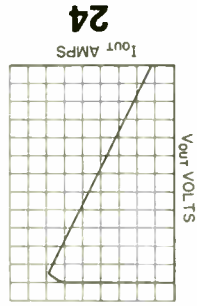
# Why you should buy your open frame power supply from Lambda and pay no more.

20 No overshoot on turn-on, turn-off, or power failure. Worldwide direct factory field sales force to serve you.

21 Quality controlled through Lambda manufacture of all its own sheet metal, transformers and P.C. boards.

22 Lambda monolithic accessory available from \$3.40 qty 1000.

23 Foldback current limiting.






15 35,000 Sq. ft. Mexican production facility to handle any single order up to 30,000 power supplies.



14 Worldwide distribution from stock from Melville, N.Y.

**LAMBDA'S DISTRIBUTION CENTERS**  
 McAllen, Texas; Carson, Calif.; High Wycombe, England; Bucks, England; Orsay, France; Aachen, W. Germany; Montreal, Canada; Tokyo, Japan; Tel Aviv, Israel.

13 One day delivery





4 All hermetically sealed semiconductors.

5 IC Regulator

6 Varnish impregnated transformer

7 Plated through hole printed circuit board





# VOLTAGE & CURRENT RATINGS LO SERIES

5V, ± 15 to ± 12 VOLTS \* ADJ.

TRIPLE OUTPUT

MODEL	REGULATION (LINE OR LOAD)	RIPPLE (RMS)	VDC	MAX. CURRENT (AMPS) AT			PKG. SIZE	DIMENSIONS (INCHES)	PRICE QUANTITY		
				40°C	50°C	60°C			1	25	100
LOT-X-5152-A	0.15%	1.5mV	5	3.0	2.2	1.4	X	7 x 4-7/8 x 2-3/4	\$ 97	\$ 80	\$ 72
LOT-W-5152-A	0.15%	1.5mV	±15 to ±12	0.50	0.375	0.20	W	9 x 4-7/8 x 2-3/4	121	100	90
LOT-V-5152-A	0.15%	1.5mV	5	1.0	0.75	0.40	V	4-7/8 x 13-3/4 x 4-7/8	169	140	126
LOT-R-5152-A	0.15%	1.5mV	±15 to ±12	2.0	1.4	0.75	R	4-7/8 x 16-3/4 x 4-7/8	199	165	149
			±15 to ±12	3.0	2.2	1.2					

± 15 to ± 12 VOLTS\* ADJ.

DUAL OUTPUT

LOD-Z-152	0.15%	1.5mV		0.50	0.37	0.25	Z	4-7/8 x 4 x 1-5/8	52	43	35
LOD-Y-152	0.15%	1.5mV		1.0	0.75	0.50	Y	5-7/8 x 4-7/8 x 2-1/2	61	50	40
LOD-X-152	0.15%	1.5mV		2.0	1.4	0.80	X	7 x 4-7/8 x 2-3/4	90	75	61
LOD-W-152	0.15%	1.5mV		3.0	2.2	1.4	W	9 x 4-7/8 x 2-3/4	105	87	70

5 VOLTS ± 5% ADJ.

SINGLE OUTPUT

LOS-Z-5	0.15%	1.5mV		3.0	2.4	1.8	Z	4-7/8 x 4 x 1-5/8	41	33	27
LOS-Y-5	0.15%	1.5mV		6.0	4.9	3.8	Y	5-5/8 x 4-7/8 x 2-1/2	65	53	44
LOS-X-5	0.15%	1.5mV		9.0	7.6	6.2	X	7 x 4-7/8 x 2-3/4	81	66	54
LOS-W-5	0.15%	1.5mV		12.0	10.5	8.5	W	9 x 4-7/8 x 2-3/4	105	85	70
LOS-V-5	0.15%	1.5mV		17.0	14.5	11.5	V	4-7/8 x 13-3/4 x 4-7/8	124	101	91
LOS-R-5	0.15%	1.5mV		25.0	21.5	17.5	R	4-7/8 x 16-3/4 x 4-7/8	164	134	120

6 VOLTS ± 5% ADJ.

LOS-Z-6	0.15%	1.5mV		2.5	2.1	1.6	Z	4-7/8 x 4 x 1-5/8	41	33	27
LOS-Y-6	0.15%	1.5mV		5.0	4.3	3.5	Y	5-5/8 x 4-7/8 x 2-1/2	65	53	44
LOS-X-6	0.15%	1.5mV		8.5	7.1	5.7	X	7 x 4-7/8 x 2-3/4	81	66	54
LOS-W-6	0.15%	1.5mV		10.0	9.0	7.3	W	9 x 4-7/8 x 2-3/4	105	85	70
LOS-V-6	0.15%	1.5mV		15.5	13.0	10.3	V	4-7/8 x 13-3/4 x 4-7/8	124	101	91
LOS-R-6	0.15%	1.5mV		23.0	20.0	16.5	R	4-7/8 x 16-3/4 x 4-7/8	164	134	120

12 VOLTS ± 5% ADJ.

LOS-Z-12	0.15%	1.5mV		1.6	1.3	1.0	Z	4-7/8 x 4 x 1-5/8	41	33	27
LOS-Y-12	0.15%	1.5mV		3.3	2.8	2.3	Y	5-5/8 x 4-7/8 x 2-1/2	65	53	44
LOS-X-12	0.15%	1.5mV		5.7	4.8	3.9	X	7 x 4-7/8 x 2-3/4	81	66	54
LOS-W-12	0.15%	1.5mV		7.0	5.8	4.6	W	9 x 4-7/8 x 2-3/4	105	85	70
LOS-V-12	0.15%	1.5mV		10.8	9.0	6.7	V	4-7/8 x 13-3/4 x 4-7/8	124	101	91
LOS-R-12	0.15%	1.5mV		16.0	13.5	10.5	R	4-7/8 x 16-3/4 x 4-7/8	164	134	120

15 VOLTS ± 5% ADJ.

LOS-Z-15	0.15%	1.5mV		1.4	1.2	1.0	Z	4-7/8 x 4 x 1-5/8	41	33	27
LOS-Y-15	0.15%	1.5mV		2.8	2.5	2.1	Y	5-5/8 x 4-7/8 x 2-1/2	65	53	44
LOS-X-15	0.15%	1.5mV		4.8	4.0	3.2	X	7 x 4-7/8 x 2-3/4	81	66	54
LOS-W-15	0.15%	1.5mV		6.3	5.2	4.0	W	9 x 4-7/8 x 2-3/4	105	85	70
LOS-V-15	0.15%	1.5mV		9.5	7.6	5.6	V	4-7/8 x 13-3/4 x 4-7/8	124	101	91
LOS-R-15	0.15%	1.5mV		14.0	11.5	8.8	R	4-7/8 x 16-3/4 x 4-7/8	164	134	120

20 VOLTS ± 5% ADJ.

LOS-Z-20	0.15%	1.5mV		1.0	0.8	0.6	Z	4-7/8 x 4 x 1-5/8	41	33	27
LOS-Y-20	0.15%	1.5mV		2.4	2.1	1.8	Y	5-5/8 x 4-7/8 x 2-1/2	65	53	44
LOS-X-20	0.15%	1.5mV		3.8	3.2	2.5	X	7 x 4-7/8 x 2-3/4	81	66	54
LOS-W-20	0.15%	1.5mV		5.2	4.2	3.2	W	9 x 4-7/8 x 2-3/4	105	85	70
LOS-V-20	0.15%	1.5mV		7.7	6.0	4.3	V	4-7/8 x 13-3/4 x 4-7/8	124	101	91
LOS-R-20	0.15%	1.5mV		11.5	9.5	7.1	R	4-7/8 x 16-3/4 x 4-7/8	164	134	120

24 VOLTS ± 5% ADJ.

LOS-Z-24	0.15%	1.5mV		0.9	0.75	0.55	Z	4-7/8 x 4 x 1-5/8	41	33	27
LOS-Y-24	0.15%	1.5mV		2.2	1.9	1.6	Y	5-5/8 x 4 x 2-1/2	65	53	44
LOS-X-24	0.15%	1.5mV		3.3	2.8	2.2	X	7 x 4-7/8 x 2-3/4	81	66	54
LOS-W-24	0.15%	1.5mV		4.8	3.8	2.8	W	9 x 4-7/8 x 2-3/4	105	85	70
LOS-V-24	0.15%	1.5mV		6.6	5.2	3.8	V	4-7/8 x 13-3/4 x 4-7/8	124	101	91
LOS-R-24	0.15%	1.5mV		10.5	8.3	6.0	R	4-7/8 x 16-3/4 x 4-7/8	164	134	120

28 VOLTS ± 5% ADJ.

LOS-Z-28	0.15%	1.5mV		0.8	0.65	0.45	Z	4-7/8 x 4 x 1-5/8	41	33	27
LOS-Y-28	0.15%	1.5mV		2.0	1.7	1.4	Y	5-5/8 x 4-7/8 x 2-1/2	65	53	44
LOS-X-28	0.15%	1.5mV		3.1	2.5	1.9	X	7 x 4-7/8 x 2-3/4	81	66	54
LOS-W-28	0.15%	1.5mV		4.2	3.3	2.4	W	9 x 4-7/8 x 2-3/4	105	85	70
LOS-V-28	0.15%	1.5mV		5.9	4.6	3.3	V	4-7/8 x 13-3/4 x 4-7/8	124	101	91
LOS-R-28	0.15%	1.5mV		9.3	7.5	5.6	R	4-7/8 x 16-3/4 x 4-7/8	164	134	120

\* ± 15 to ± 12 volts are each dual tracking outputs;

## LO SERIES SUPPLIES

### LD-Y series

OUTPUT TERMINALS

VOLTAGE ADJUST

MODEL	DIMENSIONS									
	A	B	C	D	E	F	G	H	J	K
LD-Z	4-7/8	4-1/8	1/4	4	3-3/8	3/8	1-5/8	0	3/8	0
LD-Y	5-5/8	4-7/8	1-11/16	4-7/8	4-1/8	1/2	2-1/2	1-1/4	3/4	1-1/4

L12-OV (OPTIONAL)  
INTERNAL MOUNTING HOLES ON LOS-Y AND LOS-Z

### LD-W series

OUTPUT TERMINALS

MOUNTING HOLES FOR OPTIONAL OVERVOLTAGE PROTECTORS

L12-OV (OPTIONAL)

VOLTAGE ADJUST

MODEL NO., RATINGS, ETC. SCREENED ON THIS SURFACE

ALTERNATE MOUNTING HOLES FOR (OPTIONAL) LMOV

MODEL	DIMENSIONS			
	A	B	C	D
LD-X	7	6-1/4	3/8	7-7/16
LD-W	9	8	1/2	9-1/16
LD-Y	7	6-1/4	3/8	7-7/16
LD-Z	9	8	1/2	9-1/16

### LD-R series

SENSING TERMINALS

FIN INDICATED NOT USED ON LOS-V

OUTPUT TERMINALS (NO. OF FINS)

OPTIONAL OVERVOLTAGE PROTECTOR

1/8" DIA. MOUNTING HOLES

MODEL	DIMENSIONS			
	A	B	C	D
LD-V	13-3/4	13	2	5-13/32
LD-W	16-3/4	16	4	8-7/32
LD-X	13-3/4	13	2	4-8/16
LD-Z	16-3/4	16	4	3-23/32

## FEATURES

### Convection cooled

no internal fans or blowers or external heat sinking required because of proven thermal design using heavy gauge aluminum chassis and ventilation holes

### Regulation

regulation, load – no load to full load -0.15%.  
regulation line – 0.15%.

### Foldback current limiting

### 6 package sizes

up to 28 VDC, up to 25 A  
available in single, dual and triple outputs

### Ripple

1.5 mV RMS

### Ambient operating temperature range

continuous duty from 0°C to +60°C

### Temperature coefficient

0.03%/°C

### AC input

105 to 125 VAC or  
210 to 250 VAC, 47-440 Hz

### 3 mounting positions

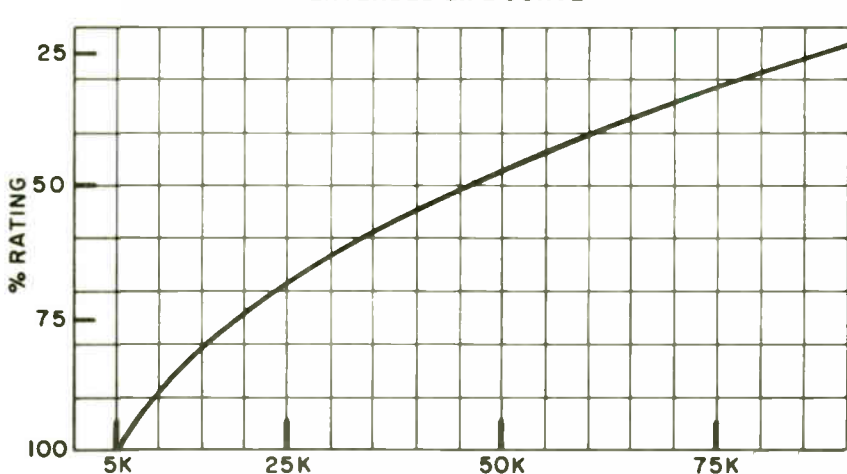
No overshoot or turn-on, turn-off, or power failure

### Integrated circuit regulation

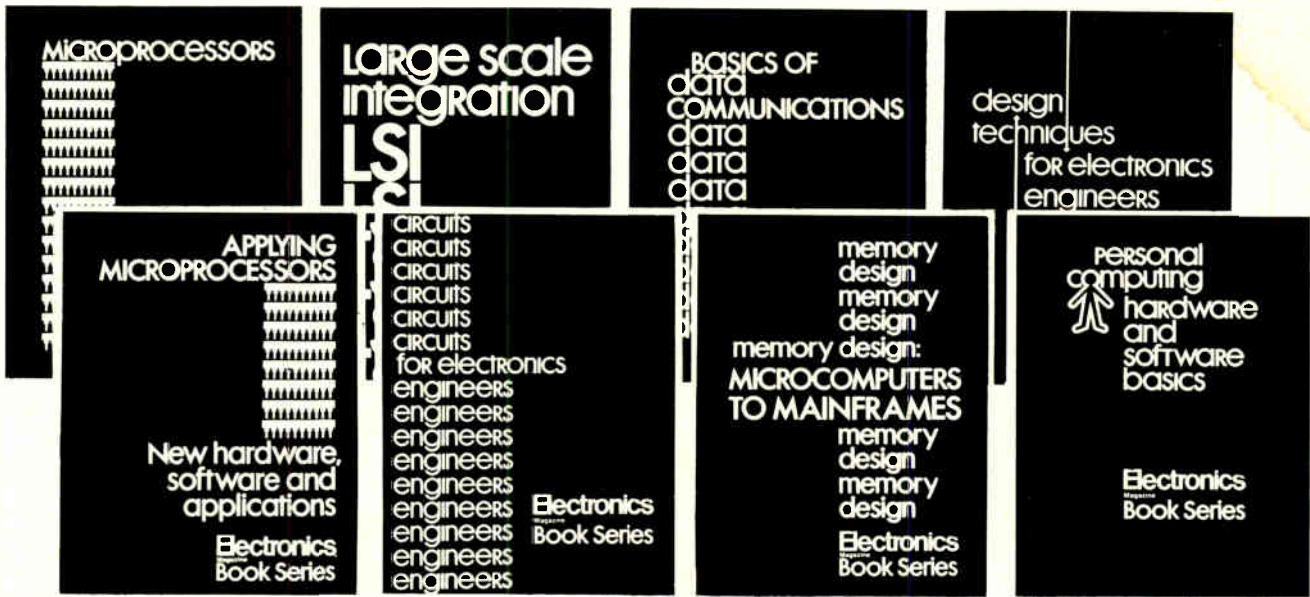
integrated circuit provides regulation system, except for input and output capacitors, rectifiers and series regulation transistors.

**Job-rated calculated MTBF at worst-case condition (minimum voltage output, full load, 40°C, 125 VAC input) all models approximately 5000 hours for increased life at maximum conditions derate current as follows...**

### EXTENDED-LIFE CURVE



10% current derating ..... 10,000 hours MTBF  
20% current derating ..... 15,000 hours MTBF  
30% current derating ..... 25,000 hours MTBF  
40% current derating ..... 33,000 hours MTBF  
50% current derating ..... 45,000 hours MTBF  
(Equivalent to LAMBDA LX series)



# Electronics Magazine Books

## 1. Microprocessors

What you must know about available microprocessor technology, devices, information, 4th printing. \$8.95

## 2. Applying Microprocessors

2nd and 3rd generation technology. 26 detailed applications from data networks to video games. \$9.95

## 3. Large Scale Integration

Covers the basic technology, new LSI devices, LSI testing procedures, plus system design and applications. \$9.95

## 4. Basics of Data Communications

Includes 47 articles from Data Communications magazine covering more than 11 key areas. \$12.95

## 5. Circuits for Electronics Engineers

Contains 306 circuits arranged by 51 functions from Amplifiers to Voltage Regulating Circuits. Saves design drudgery. \$15.95

## 6. Design Techniques for Electronics Engineers

Nearly 300 articles drawn from "Engineer's Notebook." A storehouse of design problem solutions. \$15.95

## 7. Memory Design: Microcomputers to Mainframes

The technology, devices, and applications that link memory components and system design. \$12.95

## 8. Personal Computing: Hardware and Software Basics

More than 50 articles from leading publications, including specifications, helpful hints, subject index. \$11.95

### Electronics Magazine Books

P.O. Box 669, Hightstown, NJ 08520  
(609) 448-1700, ext. 5494



If after my 10-day free-trial examination I am not fully satisfied I understand that my payment will be refunded.

Payment enclosed  Bill firm  Bill me

Charge to my credit card:

American Express  Diners Club  
 Visa  Master Charge\*

Acct. No. \_\_\_\_\_ Date Exp. \_\_\_\_\_

\*On Master Charge only, first numbers above name \_\_\_\_\_

Name \_\_\_\_\_ Title \_\_\_\_\_

Company \_\_\_\_\_

Street \_\_\_\_\_

City \_\_\_\_\_ State \_\_\_\_\_ Zip \_\_\_\_\_

Signature \_\_\_\_\_

No. of Copies	Title	Price
_____	1. Microprocessors	\$ 8.95
_____	2. Applying Microprocessors	\$ 9.95
_____	3. Large Scale Integration	\$ 9.95
_____	4. Basics of Data Communications	\$12.95
_____	5. Circuits for Electronics Engineers	\$15.95
_____	6. Design Techniques for Electronics Engineers	\$15.95
_____	7. Memory Design: Microcomputers to Mainframes	\$12.95
_____	8. Personal Computing: Hardware and Software Basics	\$11.95

Discounts of 40% on orders of 10 or more copies of each book.





## AO STEREOSTAR<sup>®</sup> Microscope. It has everything from A to Zoom.

### ALL ESSENTIAL FEATURES FOR AN OUTSTANDING INDUSTRIAL MICROSCOPE

Auxiliary Lenses: .5x, 2x

Body Rotation: 360°

Eyeieces: 10x, 15x, 25x

Field Size Range (inches): .13-2.25

Magnification: Standard 7-30x; Range 3.5-150x

UL listed Illuminator

Working Distance: Standard, 4.0 inches; Range, 1.4-5.7 inches


Zoom Range: .7-3x; Zoom Control: Dual Side Mounted; Zoom  
Ratio: 4.3-1

These are all features you want and need for efficient assembly or inspection of microcomponents. The AO STEREOSTAR ZOOM Microscope was specifically designed for production-line applications. It's easy to use, with plenty of working distance plus coupled zoom control conveniently located on both sides. And traditional AO quality optics give very high resolution for crisp, sharp images. Send for a detailed brochure. American Optical, Scientific Instrument Division, Buffalo, NY 14215.

**AO**  
American  
Optical

306 Circle 67 on reader service card

# Upward mobility.



When are you going to get your very own, personal subscription to Electronics?

It could be very important to you. And we're not just referring to your status in the office hierarchy.

You (and we) are in a quick-moving business. News breaks frequently. Change is the name of the game. Awareness is the way to win.

You've got to follow what's going on beyond your specialty. Your career may have to last longer than your specialty.


If change is the game, obsolescence is the penalty for losing. Obsolescence of products, of technology and, unfortunately, of people. We can't change this fact. But we can help you cope with it.

Give us one hour of reading time every two weeks and we will keep you aware of what's going on around you and around the changing world of electronics technology.

Move up. Fill out one of the subscription postcards in this issue.

**Electronics Magazine.**  
**The one worth paying for.**

Electronics/May 24, 1979



## The Hughes Microprocessor Development System... an important addition to the 1800 CMOS microprocessor family

Hughes again brings its high-technology leadership and high reliability performance to the microprocessor users with a powerful development system for 1802 Microprocessor Products.

The **Hughes Microprocessor Development System (HMDS)** solves the problem of developing software and hardware for 1802 Microprocessor based designs. The HMDS contains an easy-to-use assembler plus editor and monitor software and in-circuit-debug for real time hardware development. High-level languages, PROM programmers and support of additional industry standard Microprocessors are just some of the available options.

Hughes offers a complete line of Microprocessor related devices including Hughes new Liquid Crystal Display Drivers (HLCD 0437 and HLCD 0438) along with those listed in the table.

Other advanced products will be announced soon. For further information on the growing Hughes product line call or write: Gary Des Rochers, Hughes Semiconductor Products, 500 Superior Avenue, Newport Beach, CA 92663, (714) 759-2907 (800) 854-3515. In Europe: Hughes Microelectronics Ltd., Clive House, 12-18 Queens Road, Weybridge, Surrey KT13 9XD, England. Telephone 932-47262.

### THE 1800 MICROPROCESSOR FAMILY

(Available Now)

Number	Function
HCMP 1802	CPU
HCMP 1822	256 X 4 RAM
HCMP 1824	32 X 8 RAM
HCMP 1831/2	512 X 8 ROM
HCMP 1833/4	1024 X 8 ROM
HCMP 1852	I/O Adapter
HCMP 1853	3 to 8 Decoder
HCMP 1854	UART
HCMP 1856 7	Bus Buffer / Separator
HCMP 1858 9	Memory Latch / Decoder
HCMP 1861	TV Interface

# HUGHES

HUGHES AIRCRAFT COMPANY  
SOLID STATE PRODUCTS DIVISION



# Classified section FOR ENGINEERING/TECHNICAL EMPLOYMENT OPPORTUNITIES

## CLASSIFIED SALES REPRESENTATIVES

Atlanta 404/892-2868  
 Boston Jim McClure 617/262-1160  
 Chicago Bill Higgins 312/751-3733

Cleveland Mac Huestis 216/781-7000  
 Dallas Mike Taylor 214/742-1747  
 Denver Shirley Klotz 303/837-1010  
 Detroit Mac Huestis 313/873-7410

Sales Manager—Mary Ellen Kearns—212/997-3306

Houston Mike Taylor 713/659-8381  
 Los Angeles Ana Galaz 213/487-1160  
 New York Larry Kelly 212/997-3594

Philadelphia Dan Ferro 215/568-6161  
 Pittsburgh Dan Ferro 412/391-1314  
 San Francisco Peter McGraw 415/362-4600  
 Stamford William Eyd 203/359-2860

# ENGINEERS:

## AMECOM Challenges You!

### Put Your Ideas Up Against Our Best in EW/ECM Systems.

We work on the leading edge of EW and ECM systems, and our success is measured by the major programs in house with production follow-on to provide systems operating capability through the year 2000. If you are an innovative *Microprocessor* or *EW Software Engineer* we challenge you to work in the development of multifunction distributed microprocessors.

These positions range from Member of the Technical Staff to Senior Scientist with salaries to \$35,000.

Find out more about the challenges waiting for you at AMECOM. Please send your resume including salary history, or better yet, call COLLECT to:

Philip T. Foster  
**(301) 864-5600**

AMECOM also has openings for Telecommunications and RF Engineers at our College Park headquarters. We are located in a pleasant Maryland suburb close to the Nation's capital with your choice of city, suburban, waterfront or country living.

 **Amecom Division**  
**LITTON SYSTEMS, INC.**  
 5115 Calvert Rd., College Park, Md. 20740  
 An Equal Opportunity Employer M/F/H


#### NATIONWIDE ELECTRONICS PLACEMENT

Digital Ckt Dsgn • Hardware Sys Dsgn  
 Analog Ckt Dsgn • Software Sys Dsgn  
 Quality Reliability • Test Equipment Mince  
 Entry Level through Management  
 All Fees are Exclusively Employer Paid

**E. J. STEPHEN ASSOCIATES**

1601 Concord Pike, Suite 86, Wilmington, DE 19803  
 (302) 654-5350

#### ENGINEERS ELECTRONICS & ELECTRICAL

Let our ENGINEERING professionals work with you in strict confidence  
 Free NATIONWIDE service 140 offices  
  
 RPM-Technical Div (agency),  
 div. of RPM Affiliates Ltd  
 6 E 45 St NYC 212-682-6150

#### SUN BELT MGRS. & ENGRS. Electronic & Electrical

Enjoy living in the energy rich South South west. Confidential representation 25 years' industry experience

**JOHN WYLIE ASSOCIATES, INC.**  
 Professional Recruitment Consultants  
 522 S. Boston, Tulsa, OK 74103  
 (918) 585-3166

## ENGINEERS

**ELECTRONIC ENGINEERS, \$18,000-\$45,000.** For the electronics engineer, New England offers the widest diversity of positions available anywhere. As one of the largest, long established (15 years) technical placement organizations in the area, we can represent you with a wide variety of clients, large and small, for positions ranging from entry level to senior management. Nationwide representation is also part of our service. Contact Bob McNamara, E. P. REARDON ASSOCIATES, 888 Washington St., Dedham, MA 02026 (617/329-2660).

**DESIGN ENGINEERS to \$38K.** Central Penna. Design connectors/terminals, micro-processors. Outstanding relocation packages. Prompt confidential reply. MECK ASSOC. PERSONNEL, 1517 Cedar Cliff, Camp Hill, PA 17011 (717/761-4777).

**ENGINEER MANAGEMENT to \$45K.** Selected companies throughout U.S. need superstars. Design, project, management levels. Reply in strict confidence. Call collect. John Ruck, CAREER ASSOCIATES, 583 State Rd., N. Dartmouth, MA 02747 (617/997-3311).

**ENGINEERS, \$18,000-\$42,000.** Over 200 openings in New England & Northeast. 18 years experience in placing people in electronics field. Send resume & salary in confidence to AAA PERSONNEL ASSOC., 14 Hayestown Ave., Danbury, CT 06810. Fee paid.

**ENGINEERS, \$15K-\$40K.** West Coast & nationwide positions entry level thru mgmt. Design, Inst., Application, Test, etc. Reply in confidence. Call or send resume to GLENN ENGLISH AGENCY, 7840 Mission Center Ct., San Diego, CA 92108 (714/291-9220).

**ENGINEERS, WHY NOT LIVE, WORK and PLAY in tax-free New Hampshire?** Numerous career opportunities at all levels with salaries form \$15,000 to \$30,000+-. Contact AVAILABILITY PERSONNEL CONSULTANTS, 160 South River Rd., Bedford, NH 03102 (603/669 4440).

all positions fee-paid

 **NATIONAL PERSONNEL CONSULTANTS**

## E.E.'S

Many positions in the electronics industry throughout the U.S. Affiliate and employer contacts in every major marketing area.

Positions available in **ENGINEERING MANAGEMENT, DESIGN ENGINEERING, MANUFACTURING, DATA PROCESSING, SALES and MARKETING.** Salaries range from \$18 to \$40K D.O.E.

Let us help you **PLAN** a career change. For effective and confidential representation we offer you over 19 years of industrial recruiting experience. All positions fee paid by client companies. Contact in confidence:

(315) 451-0121

**E.B. HENDRICK & ASSOCIATES, INC.**

Village Mall, Vine Street

(MGH-1)

Liverpool, NY 13088

(Suburb of Syracuse, NY)

**Engineers—SE Locations, Process, Power Light, Software, Hardware, Systems, Instrumentation, Facilities. Fee Paid, No Contracts, 12 yrs. experience. Send resume to Ted McCulloch:**

**Beall Associates  
P.O. Box 5042  
Spartanburg, S.C. 29304**

Electronics

**If you know where you're going, you've got a good start... but that's all you've got.**

The Woodward Governor Company manufacturer of prime mover controls exclusively since 1870 has immediate need for:

### **ELECTRONIC DRAFTERS DRAFTING CHECKERS**

Positions require individuals with electronic and mechanical drafting experience. Should have minimum 2 years drafting training and/or several years experience. Checkers must have the above experience plus a minimum of 2 years checking experience.

Become a member of our well established, stable organization which offers an outstanding profit sharing plan, benefit program and excellent working conditions. Send your resume in complete confidence to: The Woodward Governor Company, Dept. KD, 1000 East Drake, Fort Collins, Colorado 80525. We are an equal opportunity employer m/f.

**WOODWARD**

## The Optimum System Approach.

It's the concept that we base our engineering on at the Space Information Systems Operation...a dynamic approach to design that allows us to build in specific capabilities and maximize flexibility and cost efficiency. Within the Space Information Systems Operation we have all the necessary resources to build and deliver an optimum system. We can provide requirements analyses, system design and engineering, hardware and software design and development, manufacturing, procurement, logistics support, system maintenance, system operation, maintenance and user documentation, and programmer, operator and analyst training.

We have this same attitude toward our employees, giving them maximum responsibilities across the entire development cycle, in a growth oriented environment. Additionally, we offer highly competitive salaries, outstanding benefits, and an uncongested working community...the optimum employment opportunity. What's more, Texas does not have a state income tax. Our current openings are for experienced Digital and Analog Design engineers and Minicomputer Systems engineers. For more information CALL COLLECT or send a resume to: **John Brown, Space Information Systems Operation, P.O. Box 58487, Houston, Texas 77058, (713) 488-1270.**



**Ford Aerospace & Communications Corporation**

## **ELECTRONIC ENGINEERS ARE YOU WORTH A 17.5% INCREASE IN SALARY?**

That is the average increase in salary for the technical professionals who we placed in new positions in 1978. Some received more! Most relocated to a more desirable geographic location or stayed in the same city in which they lived. Most importantly, all of them went into a position of either increased technical challenge, more responsibility, or better opportunity for career growth.

RCI is a technical search firm with an outstanding reputation representing a broad base of nationwide clients serving the Electronics Industry. If you are interested in advancing your career, call us or send your resume or a brief hand written description of your background including present salary and geographic preferences, in confidence to:

**Manny Rao, Search Director-Room K  
REGIONAL CONSULTANTS, INC.**

213 West Ninth Street  
Cincinnati, Ohio 45202  
513/579-1513

The "Local National"—Technical Search Firm  
(representing EEO clients only)





Explore the  
Undersea World  
of Electric Boat

## TOP JOBS FOR TOP PROFESSIONALS

The world's foremost designer and builder of submarines has career openings now for engineers with experience in these areas:

- ELECTRONICS AND ELECTRICAL SYSTEMS
- FLUID AND MECHANICAL SYSTEMS
- COMPONENT PROCUREMENT
- COMMAND/CONTROL SYSTEMS
- SHIP CONTROL
- FIRE CONTROL, SONAR AND COMMUNICATIONS
- SOFTWARE DEVELOPMENT AND TEST
- STRUCTURAL AND PIPING DESIGN
- STRUCTURAL ANALYSIS
- ACOUSTICS AND VIBRATION
- NAVY OPERATIONS ANALYSIS

### SEND YOUR RESUME TODAY!

If you would like to know more about the exciting professional careers at Electric Boat, our superior compensation and benefit programs, and the opportunities to keep moving ahead in your profession, send your resume to John M Hardink, Professional Placement Manager.

U.S. Citizenship required — an Equal Opportunity Employer M&F

**GENERAL DYNAMICS**

*Electric Boat Division*

Groton, CT 06340

ELB152

## MAINTENANCE CRAFTS

YOU'LL WANT TO STAY!

Imagine working in a growing community of 100,000 on the Columbia River enjoying a mild climate, clean air and many outdoor sports. The Westinghouse Hanford Company is seeking journeymen and women for rewarding work in laboratory maintenance and equipment development. Full apprenticeship or extensive experience is required for these positions.

### INSTRUMENT TECHNICIANS (Process Control and Computer Maintenance)

The Hanford Engineering Development Laboratory is operated for the U. S. Department of Energy by Westinghouse Hanford Company, a subsidiary of Westinghouse Electric Corporation. In addition to job stability and superior family living, you'll enjoy top salaries and exceptional benefits that include non-contributory pension, liberal medical and dental, life, disability and accidental death insurance, and paid vacations and holidays. Relocation expenses will be paid.

U.S. Citizenship is required.

Send resume and salary history in confidence to:  
Larry Myers, Employment Office

**Westinghouse Hanford**

P O BOX 1970, RICHLAND WASHINGTON 99352  
AN EQUAL OPPORTUNITY EMPLOYER

**PH.**

## ELECTRONIC DESIGN ENGINEERS

Our suburban Hinsdale Engineering Center, located just west of Chicago, has openings available for Electronic Design Engineers in our Electronic Systems Engineering Group. A background in analog and digital design is required. Experience in feedback control theory and micro-computer application is desired. We require a BSEE or MSEE with emphasis and experience in electronics.

Recent graduates will be considered. We offer an excellent salary and benefits package. Please send resume to:

Personnel Services Manager

### INTERNATIONAL HARVESTER

7 S. 600 County Line Rd.  
Hinsdale, Illinois 60521  
equal opportunity employer m/f/h



## ELECTRICAL ENGINEER

Immediate opportunity exists with leading electronics firm to assist the Project Manager in designing and building prototypes in a new product development effort. Will direct technicians in this challenging project.

BSEE with 7 years experience required. Knowledge of antenna and preamp design plus R. F. techniques with 1-10 KW transmitters and receivers necessary. Ability to interface signals with computers a real plus.

Excellent fringe benefit program plus salary commensurate with experience and ability is offered.

Send resume, including salary requirements, in confidence, to:

**P- 8958  
Electronics**

Class. Adv. Dept., P.O. Box 900, NY, NY 10020  
An Equal Opportunity Employer M/F/H

**EECO**

ENGINEERS

# Are You Ready For Us?

**EECO**

## Is On The Move!

# ELECTRONIC ENGINEERS

EECO is a growth oriented multi-product company in the computer/electronics industry. EECO has such innovative products as broadcast editing systems, airline entertainment products, hotel computer systems and other electronic products. We are presently building our systems design group and are seeking electronic engineers with minicomputer/microprocessor experience for the following positions:

- **Engineering Supervisor**
- **Sr. Electronic Engineer**
- **Sr. Engineer Programmer**
- **Electronic Engineer**
- **Engineering Programmer**
- **Associate Engineer**

At EECO, you will have the opportunity to help design new and innovative products.

Please send resume or contact  
**DAYNE C. BURNS** collect  
for more information.

1601 East Chestnut  
Santa Ana, California 92707  
(714) 835-6000, Ext. 370

92701

**EECO**

# ELECTRONIC

Our national reputation can be your avenue to advancement. We are currently conducting searches for staff and management persons at several levels from \$20,000—45,000. Confidentiality and professionalism are our trademarks. Call or write.

**Q.A./Q.C.**

**All fees and costs paid.**

**Dick Ray, President  
Career Consultants**  
540 Meadow St. Ext. Agawam, Mass. 01001  
413-789-0907

# ATTENTION CREATIVE ELECTRONIC ENGINEERS, MICROCOMPUTER PROGRAMMERS AND TECHNICIANS



## SIMON SAYS:

Travel to the Northeast to Western New England to scenic East Longmeadow, MA. nestled in the foothills of the Berkshires and a whole new world of electronic opportunity awaits you.

The Milton Bradley Company has propelled itself into the electronic game and toy arena in a most dramatic and successful fashion in the last two years. This momentum is continuing in a most encouraging way. Consequently, we are seeking additional talented electronic personnel with both hardware and/or software experience and knowledge to expand our inhouse electronic product development capability. We have immediate openings for the following types of personnel:

### Senior Electronic Product Engineers

Qualified candidates will have a minimum of ten years electronic consumer product experience with a BSEE degree or the equivalent thereof.

### Electronic Product Engineers

This position requires a minimum of 5 years electronic consumer goods experience and a BSEE or equivalency.

### Software Engineers/ Microcomputer Programmers

3 to 5 years experience in microcomputer programming and knowledge of microcomputer assembly languages is required.

### Electronic Technicians

1 to 3 years experience as a technician in an electronic consumer goods environment is preferred. An AS degree in electronics would be an asset.

In addition to scenic beauty in the immediate locale we offer proximity to skiing, sailing, surfing and several other quality factors of life.

The successful candidates will enjoy an attractive compensation package which includes a complete fringe benefit program.

Please send resume and salary requirements in confidence to:



Director of Corporate Personnel Administration  
Milton Bradley Company  
P.O. Box 3400 - Springfield, MA. 01101

*An Equal Opportunity Employer M/F*



# Intermedics Inc.

## (On the Texas Gulf Coast)

Intermedics, Inc., the fastest growing major medical devices company in the United States today, and the world's second largest manufacturer of cardiac pacemakers, has expansion openings for the following:

### SENIOR RELIABILITY ENGINEERS

Requires BSEE or BS in Physics with 3 to 5 years of experience in reliability and components applications. Must be able to perform circuit analysis and component application studies. Will also perform worst case analysis, failure modes, and effect and criticality analysis. (FMECA) Experience working with timesharing systems would be a plus.

### STATISTICAL RELIABILITY ENGINEER

Requires BS in EE, Physics, or Statistics. Will perform statistical studies on reliability functions such as math modeling, design of experiments and ANOVA. Will also perform circuit analysis and represent Reliability Department in design reviews.


### QUALITY ENGINEERS

BSEE or BSME with ASQE-CQE a plus. Desired experience would be in areas of quality auditing, nonconformance reporting, process capability analysis and corrective action systems. Aerospace experience or experience in commercial electromechanical systems preferred.

Several positions with excellent growth potential and top salary opportunities based on qualifications and experience. Full relocation, company paid benefits, and excellent working conditions await you.

Submit resume in confidence to Scientific & Professional Staffing Mgr.

*No Agency Resumes Please*



## Intermedics Inc.

P.O. Box 617  
Freeport, Texas 77541

Equal Opportunity Employer M/F

#### EMPLOYMENT SERVICES

**Electronic engineering growth positions** with clients located nationally. Our service is enhanced by the fact that I am an EE with 20 years in industry and over 10 years in placing professionals on an employer fee paid basis. Send your resume to Joe Torcassi, Director, J. Anthony & Associates, PO Drawer AD, Lynchburg, OH 45142. 513/364-2305.

**M.E.s, I.E.s, E.E.s, Ch.E.s—Let our search firm represent you to our clients in Northern Calif.** If you are seeking a more prestigious position with increased responsibilities and a better future, send a resume or request a position profile and at no charge we will provide you with interview opportunities. Register in our exclusive Executive Search Program. All replies strictly confidential. All fees employer paid at Management Recruiters, 1900 Point West Way, Suite 281, Sacramento, CA 95815. (916) 920-0441.

#### POSITIONS VACANT

**Engineers and Designers—Florida positions** urgently need electronic experience. PCB, Analog, Electronic Packaging, and logic design experience desired. Permanent or long term contract positions. All fees paid. Salaries 15K to 30K. Rush confidential resume and earnings history to: J. C. Dayvault, President, R. P. Rita Inc., 1211 N. Westshore Blvd #107, Tampa, Florida 33607.

#### RESUMES

**Resumes—Complete instructions** and examples: \$4. Consultants, Box 567—J. Bergenfield, N.J. 07621.

#### FACULTY POSITIONS VACANT

**Applicants are invited for a faculty position in Electronics at Centralia College** to begin September 10. Centralia College is situated in a rural community 1½ hours from both Portland and Seattle. Bachelor's degree in electronics or related field with two years applied experience in semi-conductor physics, digital logic and micro-processors desired. To apply, send resume, transcripts and arrange for three letters of recommendation to be forwarded to S. Scott Horner, Personnel Officer, P.O. Box 639, Centralia, WA 98531. Screening will begin June 11, 1979. An Equal Opportunity Employer.

**Electronics/Executive. Top overseas electronics executive** seeks opportunity for participation in U.S. industry. Outstanding proven skills in developing sophisticated products. Applicant progressed from electronics R&D work through all levels of management to position of managing director (President) of highly successful diversified manufacturing company (military and civilian) employing approximately 5000 people. Available for interview. BO-9490. Electronics.

**How To Earn Money As A Consultant** (including specimen contracts) \$31.00. Business Psychology Int'l. 890/44 National Press Bldg., Washington, D.C. 20045.



## Would you hire an engineer who couldn't understand this magazine?

Of course not. ELECTRONICS is the technical publication for technical people. If they can't understand it, they can't receive it. That's why, when you're looking for qualified engineers, you should consider our Classified Section

For only \$65 00 per inch your recruitment advertising will reach over 90,000 pre-screened engineers as they're reading to combat job obsolescence, while they're thinking about their future and bettering themselves

There's no charge for typesetting and free layout service is provided

For more information call or write:

## ELECTRONICS

Post Office Box 900  
New York, N.Y. 10020  
Phone: 212/997-2556

**OUR ACTIVITY IS:  
PERIPHERAL  
EQUIPMENT SALE  
IN ITALY**

Our name is Contradata Milano, a young, aggressive and quickly growing company. Our main location is in Milan, the true heart of business in Italy. Following our expansion planning we would like to get in touch with builders and suppliers of reliable peripherals to be represented in Italy, like:

- Serial Printers
  - Small Impact Printers
  - Printer Keyboard
  - CRT
  - Mag. Tapes
  - TTY
  - Terminals
  - Hard Disks
  - Personal Computers
- Pls Contact:*  
**Contradata Milano, SRL**  
 Via Dei Valtorta, 11  
 20127—1—Milan  
 Telex No. 333259 CIMIL I  
 Attention: G. Damian

**Hardware/Firmware, Software,  
Product and Application Engineers**

**OUR GROWTH CAN BE  
YOUR GROWTH**

At Allen-Bradley Systems Division, we apply "state-of-the-art" computer and microprocessor technology to industrial systems. This Division has grown four-fold since 1975 and is still growing... strong! As an important part of an international corporation, employing over 13,000 people, we emphasize stability and a sophisticated professional environment, which promotes your growth and ours.

Opportunities exist for engineering professionals in the following areas.

**HARDWARE/FIRMWARE DESIGN ENGINEERS**

We have a variety of challenging assignments for engineers able to take responsibility to design and develop programmable controllers and numerical control systems employing digital and analog design techniques. Your background should include a B.S.E.E., scientific or advanced degree with 2 + years of related experience. Involvement with computer and microprocessor design is highly desirable.

**SOFTWARE ENGINEERS**

Since receiving your engineering or scientific degree (E.E., Comp. Eng., Comp. Science, Math, or Physics), you have two or more years experience establishing a strong engineering orientation and an assembly language background, preferably with minicomputers. You are ready to assume project responsibility for software specifications, including design, test and documentation. Projects can include numerical control, communications and machine dependent software.

**PRODUCT/MARKETING ENGINEERS**

Draw upon your experience to identify market possibilities for new products. Duties include participation in research, exploration, identification and recommendations for product opportunities based on anticipated industry-wide requirements. Background should include B.S.E.E. with 2 or more years experience and understanding of microprocessor technology and applications.

**APPLICATIONS ENGINEERS**

Use your engineering skills to define customer control system requirements, determine design strategy and prepare proposals. Also implement control systems, participate in customer/sales training programs and be involved in new product planning and development. You presently have an engineering degree or equivalent experience in industrial control systems. Exposure to microprocessors and/or programming helpful.

If your experience and career goals match these professionally rewarding positions, you owe it to yourself to contact us. The total compensation plan is good, including generous benefits and the career growth possibilities are exceptional! Act NOW! Send your resume and salary history/requirements to:

Duane C. Smith, Salaried Employment Supervisor



**ALLEN-BRADLEY CO.**

Systems Division Dept. EM  
 747 Alpha Drive • Highland Heights, Ohio 44143

**Quality in the best tradition.**

An Equal Opportunity Employer M/F

**The  
Engineer's  
Index**

- Systems Engrs.
- Data Processing
- Electronics
- Salaries to \$46,000
- Manufacturing Engrs.
- ECM Engrs.
- Tool Design Engrs.
- Air Traffic Contr'l. Syst. Engrs.
- Rotating Devices Engrs.
- Thermometric Engrs.
- Digital CKT Design Engrs.
- Power Systems Engrs.
- Sr. Military Systems Engrs.
- Field Engrs. (Electronic Equip.)
- Digital Systems Engrs.
- Production Control
- Programmers/Mgrs.
- QA and/or QC Engrs.
- Technicians
- Companies Assume Our Fees.
- Submit Resume, Call or Visit
- THE ENGINEER'S INDEX
- 133 Federal Street, Suite 701
- Boston, Massachusetts 02110
- Telephone (617)482-2800

**TOLL FREE 800-426-0342  
POSITIONS NATIONWIDE**

- Proc. Engr.—Electronics design & test, mini computers, E E 26M
  - Electroforming—Continuing embossing, M.E. metallurgy, 32M
  - Electronics Market Mgr—Packaging, materials components, E E pref 34M
  - Proj. Engr.—Electronic proc. control systems & eqpt 26M
  - Chemist—Elect. materials, coatings insulation M.S.-Ph.D. 30M
  - Supr. of Appl. R&D—Electromotive, mag. netics, metal ceramics 40M
  - Design/Develop. Engr—Digital, micro-processor E E 28M
- Call us to explore the market for your skills.  
 Fees paid by client companies.  
 Fred Steele, M.S. Chemistry  
 TOLL FREE 800-426-0342  
 PARKER PAGE ASSOCIATES  
 P.O. Box 12308, Seattle Wash. 98111



**ELECTRONICS SYSTEMS  
DESIGN & DEVELOPMENT  
ENGINEERS**

**Move Up To  
Technically Challenging  
Career Expanding  
Opportunities With**

**GENERAL  ELECTRIC**  
Philadelphia, PA

General Electric's Power Systems Management Dept. is engaged in an extensive program involving the design and development of state-of-the-art electric power protection systems utilizing the most advanced digital and analog technology. You couldn't choose a more advantageous time to join G.E.

**DESIGN ENGINEER**

**Solid State  
Protective Relays**

Responsibilities include designing solid state protective relays of analog or digital design, as well as providing support for manufacturing, quality control, and marketing. Qualifications include a B.S.E.E. degree and experience with electronic circuit design.

**DEVELOPMENT  
ENGINEER**

**Digital Systems**

Responsibilities include the development and design of complex new products utilizing advanced digital systems technology for applications to protect and control electric power systems. Requires B.S.E.E. in Electronics (M.S.E.E. in Electric Power Systems or Digital Systems preferred) and experience in digital hardware, protective relaying and control, and micro-processor and systems design.

**senior  
research engineer**

An excellent opportunity to join a company ranked 6th in the U.S. in private R&D spending.

We seek a senior research engineer with an MS, EE or Physics degree with 5 years industrial experience in electro-optics. This should include three years in adaptive optics, electronic interferometry and autoalignment techniques.

You will serve as project engineer, formulating and conducting a wide variety of electro-optical research programs.

Full range of company benefits in a picturesque New England setting.

Please submit detailed resume and salary requirements to: A. E. Marcini

**UNITED TECHNOLOGIES  
RESEARCH CENTER**



Silver Lane, East Hartford, CT 06108  
An equal opportunity employer

**Job-seekers...  
be the first to know  
with McGraw-Hill's  
Advance  
Job Listings**

By having our weekly ADVANCE JOB LISTINGS sent to your home every Monday you can be the first to know about openings both in and out of your field. AJL will enable you to contact anxious recruitment managers BEFORE their ads appear in upcoming issues of 21 McGraw-Hill publications. To receive a free sample copy, plus information about our low subscription rates, fill out and return the coupon below.

ADVANCE JOB LISTINGS / P.O. BOX 900 / NY 10020

PLEASE SEND A SAMPLE COPY  
OF ADVANCE JOB LISTINGS TO

NAME \_\_\_\_\_ ADDRESS \_\_\_\_\_  
CITY \_\_\_\_\_ STATE / ZIP \_\_\_\_\_

## MANAGER DIGITAL SYSTEMS ENGINEERING

The successful applicant must have a proven managerial background in digital hardware and electric power systems. Responsibilities will include managing a joint effort directed towards a digital protection and control system for a transmission substation. In addition, excellent communication skills and the ability to interface effectively with all levels of personnel is necessary. A B.S.E.E. degree and expertise in electric power systems, digital systems, digital hardware, and a knowledge of protective relaying are required. (Advanced degree desirable.)

While enjoying an excellent starting salary and comprehensive benefits, realize your career goals working on challenging and rewarding long-term projects. For immediate consideration send your resume or write to: Recruitment Manager, Dept. SWE.

## QUALITY EQUIPMENT ENGINEER Analog & Digital Equipment

Responsibilities will include the design of new, advanced solid-state analog and digital equipment, providing programming for microprocessor-based automatic test equipment. Requires a B.S.E.E. degree and related experience. 20% travel required.

## QUALITY EQUIPMENT ENGINEER Solid-State Test

This position will involve the design of new and advanced solid-state test equipment with provisions for automatic data retrieval, and will provide programming for microprocessor-based automatic test equipment. Requires a B.S.E.E. degree with specialization in microprocessor technology, and hardware/software capability. Background should include familiarity with analog and digital microprocessor circuitry.

# GENERAL ELECTRIC

POWER SYSTEMS MANAGEMENT DEPT.  
6901 Elmwood Avenue, Philadelphia, PA 19142

An Equal Opportunity Employer m/f/h/v

## Electronic Engineers

Stanford University is seeking engineers (4) to participate in a research project in Antarctica. The program provides opportunities for individuals to participate in all phases of research including design and testing of electronics systems, field operations, data analysis, and interpretation of results. The program also provides unique opportunities for acquiring thesis material for the PhD in electrical engineering or physics.

Employment covers period from August 1, 1979 to March 15, 1981. Approximately 14 months of this period will be spent in Antarctica during which time the salary per month will be \$1875. All foul weather clothing, food, living accommodations and transportation will be provided at no cost to the individual.

Qualifications: electrical engineers and or physicists who have successfully completed their undergraduate studies or equivalent; on-hand electronic experience; familiarity with RF systems, minicomputers, analog and digital circuits, and antennas.

Submit resume to: Sheri E. Renison, Old Pavilion, Serra & Galvez Streets, Stanford University, Stanford, CA 94305. Equal Opportunity Employer Through Affirmative Action.

## STANFORD UNIVERSITY



Electronics

If you know where you're going, you've got a good start...  
but that's all you've got.


The Woodward Governor Company manufacturer of prime mover controls exclusively since 1870 has immediate need for:

### TECHNICAL WRITERS

Position requires individuals with understanding of discrete, integrated circuit, and microprocessor components, to generate technical manuals and other product support materials for new electronic controls used on broad range of prime mover applications.

Become a member of our well established, stable organization which offers an outstanding profit sharing plan, benefit program and excellent working conditions. Send your resume in complete confidence to: The Woodward Governor Company, Dept. KD, 1000 East Drake, Fort Collins, Colorado 80525. We are an equal opportunity employer m/f.

## WOODWARD





# Set your sights on tomorrow... TODAY!

Experts agree that telecommunications WILL BE the fastest growing field in the electronics industry during the 1980's and well into the 1990's.

As a world leader in the engineering and manufacturing of computer-controlled telecommunications equipment, Northern Telecom offers you a chance to operate on the forefront of technology. We currently have openings for:

## Software Development Manager of Software Development

As Manager of Software Development, you will provide technical direction to the software development team of our Advanced Products Group. Other activities will include staffing your department, assistance in design development concepts and management of our support function after market introduction. In addition, you will assume budgetary and scheduling responsibilities.

Your experience must include 7-10 years of software engineering experience and an MSEE or computer science degree. We prefer experience in Real Time telecommunications software design and at least three years of line management experience.

### Software Development Engineer

You will provide solutions to software problems for our Business Communications Division, interface between marketing, field engineering and other software designers, design software for Real Time telecommunications feature enhancements, establish software tools for systems development and manage field trials of new generics.

We desire a combination of hardware and software experience. We prefer a degree in electronic engineering or computer science.

## Hardware Development Manager, Design Engineering

### Advanced Products

You will assume responsibility for advanced products design enhancement and sustaining engineering. You will make capital equipment recommendations for test and design aids equipment, and be responsible for advanced products circuit and software design reviews and acceptance. Also, you will provide guidance to hardware and software design engineers.

We prefer 5-10 years' experience in circuit and software design and analysis combined with management responsibilities. BSEE, MSEE.

### Senior Project Engineer

You will design hardware interface for microprocessor-controlled equipment, provide direction to design cost efficient test equipment and provide information to engineering in proper design practices.

PBX or related telephony experience and an MSEE and 3-8 years of related experience.

### Electronic Design Engineer

You will design and develop digital and analog circuitry for our stored program EPABX system. You should have knowledge of microprocessors and/or computer based systems. BSEE.

You will receive a comprehensive benefits package including medical coverage, dental insurance, life insurance, educational assistance, short and long term disability, credit union, exceptional pension plan, savings plan and additional company benefits.

For immediate confidential consideration, please call **VINCENT SCATURRO, Employment Manager, COLLECT, at (408) 988-5550** or send your resume to **2305 Mission College Blvd., Santa Clara, CA 95050**. We are an equal opportunity employer, m/f/h.

**nt** northern  
telecom



## Engineers

Our Hunt Valley complex, located in the northern suburb of Baltimore, has immediate openings in the following areas:

### Software

Applicants should have BSEE and major specialization in computers or with BS in computer science and a knowledge of digital and analog circuit design and at least 2 years experience in one or more of the following areas:

Design and generation of analog/digital test application software

Design and generation of ATE executive and support software

### ATE Systems Design

Engineers with hardware and software background to develop state-of-the-art ATE from the systems aspect. Experience in digital/analog circuit design, microprocessors, distributed process, and programming is desired. BSEE or computer science with four years of applicable experience is required.

### Digital Hardware Design

Responsibilities include systems specifications and design utilizing advanced microprocessors and microcomputers as applied to sophisticated electronic test problems. Minimum of 2 years experience and BSEE degree.

### Electronic Design

Requires capability in solid state electronic design. Should have at least 2 years experience in analog and digital testing of military avionics subassemblies. BSEE required.

### IF or RF Electronic Design

At least 2 years design experience involving very stable oscillators and other RF circuitry operating at X-band. BSEE degree.

Also, professionals with electronics background are needed in the following areas:

**Field Engineering**  
**Engineering Writing**  
**Industrial Engineering**  
**Product Evaluation**  
**Electromagnetic Compatibility**  
**Environmental Test Engineering**  
**Quality Assurance**  
**Manufacturing Processes**  
**Packaging Engineering**  
**Reliability**  
**Instructors**  
**Programming**

U.S. citizenship is required for all positions.

Please send resume, stating present salary, to:

R.A. Richmond, Dept 595  
Westinghouse  
P.O. Box 1693  
Baltimore, MD 21203

*An Equal Opportunity Employer*

## Westinghouse

# Your Career Path Leads To Honeywell-Phoenix

Located in the heart of Arizona, not only will you have the opportunity to join the staff of a company that is the nucleus of tomorrow's computer technology, but you will also have the chance to live in an area that has everything to offer in recreational facilities

with perfect weather in which to enjoy them.

Therefore, the people we're looking for must be familiar with today's processes and still be innovative enough to develop tomorrow's systems.

## LOGIC ENGINEERS FOR ADVANCED COMPUTER HARDWARE DESIGN

Background should include successful performance as Logic Engineer, experience with the conceptual design and implementation of large scale central processors working closely with the systems architecture staff. Requires 5 years experience in the design of large scale processors with architectural exposure. Experience in the design of microprogrammed processors using latest technologies, (TTL, ECL, etc.) is very desirable. BS/MS or equivalent is desired also.

The roads lead in many directions in today's world. If you're ready to take one that will be the most beneficial to you, send your resume with salary requirements in complete confidence to:

HONEYWELL LARGE INFORMATION SYSTEMS  
Manager, Recruitment & Placement  
P.O. Box 6000  
Mail Station Y-38  
Phoenix, AZ 85005




# Honeywell

*A Equal Opportunity Employer M/F/H*



Great moments in history  
Sir Isaac Newton



**The problem: Knowing one  
when you see it.**

**The solution: The right  
environment.**

You can find out just how at the upcoming National Computer Conference (NCC) in New York June 4-7. There you'll be able to meet with representatives of the company that's making the power and advantages of computerization accessible to more and more people in more and more places.

Call us COLLECT today to schedule an interview with us: (213) 882-0623. During the conference we may be reached at (212) 759-6553 from 10a.m. - 6p.m. on June 4-7.

As computer technology advances, PCC's Peripherals Division is a stride ahead, bringing it all together in products and services for original equipment manufacturers and computer systems end-users. Our capabilities extend throughout North America to international locales, and encompass peripheral equipment, subscriber maintenance, micro-computer and data entry systems...and more. The careers:

#### Principal Engineer - Mechanical

Responsible for the mechanical design and sustaining of flexible disk drive products. Requires BSME and a minimum of 5 years experience on the design of flexible disk drives and/or other related commercial peripherals.

#### Sr. Manufacturing Engineer

Requires BS degree or equivalent and a minimum of 5 years related experience in baseline cost definition and control, master scheduling, value analysis, plant layouts, etc.

#### Sr. Test Equipment Engineer

Requires BSEE and 8-10 years experience in digital and analog design. Prefer some test equipment design experience and/or computer peripheral design experience.

#### Principal Engineer - Electrical

Requires BSEE, MSEE desirable and at least 8 years experience with computer disk and/or tape peripheral digital circuit design.

Visit us at the NCC and you'll also find out about the many rewards you can expect in a PCC career. Our exceptional benefits program includes paid life, health and dental insurance, long-term disability, savings/retirement plan, stock purchase plan, educational assistance, up to 25½ paid days off during the year, an employee referral award program, and liberal relocation assistance. Plus, our location is a reward in itself - in the heart of sunny Southern California.

PCC...we're reaching out for top computer people.

#### Sr. Mechanical Engineer

Requires BSME and a minimum of 5 years experience in the development of disk drives including thermal analysis, precision mechanisms and electronic packaging.

#### Production Managers

Assume responsibility for product schedules, labor efficiency, material usage, as well as cost center budget development. We prefer a Bachelor's Degree and require at least 5-10 years of related supervisory experience within an electro-mechanical manufacturing environment.

#### Buyers (Mechanical)

Minimum requirements include at least 2-3 years experience as a fabrication or mechanical buyer. We are looking for top-notch negotiators who preferably have the ability to read blueprints and are knowledgeable of machine or sheetmetal environments.



**PERTEC  
COMPUTER  
CORPORATION**

PERIPHERALS DIVISION

**9610 DeSoto Avenue, Chatsworth, CA 91311**

An Equal Opportunity Employer M/F

# PALM TREES, ORANGES AND ENGINEERS ALL GROW BETTER IN SOUTHERN CALIFORNIA.



Instead of sounding like the Chamber of Commerce, we'll be factual about how you can grow out here. As an engineer at Hughes.

1. **We'll put some challenge into your life.** We're into some of the most sophisticated radar projects on earth (or in space). Like building the weapon systems for the F-14, and the radar system for the F-15 and F/A-18 fighter aircraft. And radar for the U.S. Roland. And the "eyes, ears and voice" for NASA's Space Shuttle. You've got to be good to work on them. And working on them can make you better.

2. **We'll help you go to school.** Like to go for an advanced degree? Fine. Some of the finest colleges and tech schools in the U.S. are just minutes from Hughes. And we'll help you go by providing full financial assistance—100% of the cost on pertinent courses.

3. **We'll help you have some great weekends.** You'll find many of your associates at Hughes live adventurously on weekends and vacations. Deep-sea fishing. Ghost town exploring. Hang gliding. Rock hounding on the Mojave. Scuba diving. Activities like these help you grow as a person. Under the same sun that makes our trees grow taller, our oranges grow bigger.

So if you're ready to grow—professionally and personally—we're ready to help. Because we've got some unusual openings now. We need Systems Analysts, Software Engineers, Hardware Engineers, Production Engineers, Quality Assurance Engineers, and many others. Write: Professional Employment, Hughes Radar Systems Group, Dept. EL, 2060 Imperial Highway, El Segundo, CA 90245.

**HUGHES**  
HUGHES AIRCRAFT COMPANY

**RADAR  
SYSTEMS  
GROUP**

U.S. Citizenship Required. Equal Opportunity M/F/HC Employer.



■ Abbott Transistor Labs	245	Cromemco	15	Erie Technological Products	248
• ACCEL	12E	‡ CTS Berne Division	207	Ernst Roederstein GmbH	201
Advanced Micro Devices	10, 11, 96, 97	CTS Corporation	296	Essex Group (Sub. of United Tech)	296
• A.E.M. G.P.	215	Culligan USA	232	EXAR	237
■ Alltech	286	Data General Corporation	172, 173, 282	Fairchild-SATS Division	212, 213
• Allen Bradley Electronics Ltd.	195	Data I/O Corporation	288	Fairchild Semiconductor Operations Div.	148, 149
American Microsystems Inc.	186, 187	Data Systems Design Inc.	290, 291	Fairchild Test Systems	82, 83
■ American Optical Scientific Instrument Div.	306	■ Delevan Division	16	• FIVRE S.p.A.	209
■ AMP Inc.	243	■ Deltec Corporation	258	Floating Point Systems, Inc.	239
Amphenol North America Div.	272, 273	■ Dialight	265	■ John Fluke Mfg. Co.	12, 13, 152, 255
Bell Display Div.	270	Digital Equipment Corporation OEM 11 Group	49-54	‡ Fujitsu America Inc.	278
Bausch & Lomb Scientific Optical Products	244	Digital Equip. Accessories & Supplies Group	222, 223	Fujitsu Limited	207
• Bayer AG	75	Digital Equipment Corporation	101	‡ Futuredata Computer Corp.	203
■ Bel Fuse Inc.	224	‡ Digitran Company	279	Gainesville Area Chamber of Commerce	324
Berg Electronics	269	• Ducati Elettrotecnica Microfarad	198	■ Gates Energy Products, Inc.	170
■ Bourns Inc.	4th C.	Electro Scientific Ind. Portable Inst. Group	196, 197, 227	‡ GE Company Lamp Marketing Department	209
Bowmar / ALI Inc.	228	Electronic Arrays	35	■ Gordos	234
• Burr Brown Research Corp.	205	Electronics & Control Engineers Book Club	182-185	‡ Gossen	263
Burroughs	134, 135	■ Electronic Navigation Industries	3rd C.	Gould-Biomation	47, 110
Censor Inc.	142, 143	Elevam Electronic Tube Co. Ltd.	242	■ Gould Inc./Instrument Systems Div.	271
‡ Centralab Electronics Div.	198, 199	Elfab	86	■ Gould Inc. Portable Battery Div.	192
■ Cherry Electrical Products	216	Elorg Electronorgtecnica	200	■ Grayhill, Inc.	6
■ Control Data Corp.	295	EMM SESCO	261	■ Grinnell Systems	259
‡ Cortron Div. of Ill. Tool Works	195	• Enertec Schlumberger	9E	■ Hewlett-Packard	2, 28, 29, 57 2nd C, 1, 7, 106, 107, 244
CPT Corp.	180			‡ Hitachi America	75

Houston Instrument	188, 189	• Molex Inc.	4E-5E	Power One Inc.	204
■ Hughes Aircraft	307	Mostek Corporation	27	Practical Automation	289
Hysol	103-105	Motorola Inc. Component Products	238	■ Projects Unlimited	274
Intel-Military	79	Motorola Semiconductor Products	45, 219	PTK Corporation	294
Intel-Microcomputer Components	18, 19	McGraw Edison Co. Busmann Mfg. Div.	174	RAC Reliability Analysis Center	242
‡ Intelligent Systems Corp.	205	Murata Mfg. Ltd.	267	Racal Recorders Ltd.	210, 211
Interface Technology	294	■ National Semiconductor Corp.	36, 37	Ramtek	249
Intersil	150, 151	‡ NEC Microcomputers	214, 215	RCA Solid State	68
ITT North Microsystems Div.	283	Neff Instrument Corporation	257	‡ Robinson Nugent Inc.	190, 191
ITT Electro Optical Products	20, 21	‡ Nikon Inc. Instrument Div.	71	Rockwell Microelectronic Devices Div.	235
• Jermyn Industries Ltd.	65	• Norma Mebtechnik GmbH	2E	Rogers Corporation	286
■ Keithley Instruments	80, 81	Norplex Div. UOP Inc.	280	• Rohde & Schwarz	71
‡ Kontron Electronic Inc.	59, 61, 91	Ohio Scientific	25	Rotron Inc.	231
■ Krohn-Hite Corporation	5	■ Opto 22	253	‡ Samtec	251
■ Lambda Electronics Corporation	297-304	Optron, Inc.	14	Sangamo Weston	277
■ Lear Siegler Inc.	268	Panametrics	230	• Schlumberger SOMV	16E
Licon Division of Ill. Tools	276	Pearson Electronics	256	• Sedeme	6E
LRC Inc.	258	Perkin-Elmer Corp.	22, 23	Sfernice	72
Magnetic Shield Div. Perfection Mica Co.	274	■ Permag Corporation	276	• Siemens AG Munich	66, 13E
Matrox Electronic Systems	99	Paxmate	229	Sigma Instruments Inc.	32
• Matsushita Electric Trading Company	191	• Phillips ELA	12E	Snap-On Tools Corporation	296
MDB Systems	208	• Phillips Elcoma	15E	• Socapex (Thomson CSF)	14E
Megadata	218	‡ ■ Phillips TMI	77, 1E	Solid State Scientific	202
• Memory Devices Ltd.	61	■ Piezo Technology	226	Sord Computer Systems	324
Microswitch Div. of Honeywell	17	Plastics Engineering Company	60	• SSC Div. of Thomson Group	77
Microtechnical Industries	256	Plessey Peripheral Systems	233	■ Stackpole	285
■ Mitel Semiconductor Inc.	58	Plessey Semiconductor	262	Standard Microsystems	136



Statek Corporation	146	‡	Varo Semiconductor	166, 167
Suffolk County Dept. of Economic Development	284		Viking Industries	293
Synertek	93		V/O Techmasexport	215
■ Syntronic Instruments Inc.	206		Wavetek San Diego	165
Systron-Donner Data Products Div.	38	‡	Winchester Electronics	65
Tau-Tron Inc.	240		Xylogics	228
TEAC Corporation	62	•	Zeltron	203
• Techsabexport	215	‡	Zenith Radio Corporation	250
‡ First Computer Corporation	9		Zilog	30, 31
■ Tecnetics	8			
■ Tektronix	43, 201, 241			
■ Tektronix MDA	108-109			
‡ Telequipment	95			
Teletype	287			
Teradyne Inc.	89, 220, 221, 247, 252			
Texas Instrument Components	225			
• Thomson CBF Division D.T.E.	59			
• Thomson Seecosem	10E, 11E			
Touch Activated Switch Arrays (TASA)	260			
■ TRW Cinch Connectors	84, 85			
Ultra Violet Products	292			
United Semiconductor	251			
‡ US Instrument Rentals	267			
United Semiconductor	91			
Unitronix	224			
• Vacuumchmelze	16E			

#### Classified and employment advertising

F. J. Eberle, Manager 212-997-2557

Beell Associates	309
Bradley, Allen	313
Career Consultants	311
Contradata Milano, SRL	313
EECO	311
The Engineers Index	313
Ford Aerospace & Comm. Corp.	309
General Dynamics	310
General Electronics	314, 315
Hendrick E & B	309
Honeywell	317
Hughes Radar Systems	319
Intermedics, Inc.	312
International Harvester	310
Litton Systems, Inc.	308
Milton Bradley	311
National Personnel	308
Niley Assoc	308
Northern Telecom	316
Parker Page Assoc.	313
Pertec Chatsworth	318
Regional Consultants, Inc.	309
Stanford University	315
Stephen, E.J. & Assoc.	308
United Tech Research Center	314
Westinghouse	316
Westinghouse Hanford	310
Woodward	309, 315

■ For more information of complete product line see advertisement in the latest Electronics Buyers Guide  
 • Advertisers in Electronics International  
 ‡ Advertisers in Electronics domestic edition

#### Advertising Sales Staff

**Advertising sales manager:** Paul W. Reiss  
 1221 Avenue of the Americas, New York, N.Y. 10020  
 [212] 997-4371

**Atlanta, Ga. 30309:** Michael Charlton  
 100 Colony Square, 1175 Peachtree St., N.E.  
 [404] 892-2868

**Boston, Mass. 02116:** Frank Mitchell  
 607 Boylston St.  
 [617] 262-1160

**Chicago, Ill. 60611**

645 North Michigan Avenue  
 Jack Anderson [312] 751-3739  
 Robert M. Denmead [312] 751-3738

**Cleveland, Ohio 44113:** William J. Boyle  
 [716] 586-5040

**Costa Mesa, Calif. 92626:** Robert E. Boedicker  
 3001 Red Hill Ave. Bldg. #4 Suite 242  
 [714] 557-6292

**Dallas, Texas 75201:** John J. Uphues  
 2001 Bryant Tower, Suite 1070  
 [214] 742-1747

**Denver, Colo. 80203:** Harry B. Doyle, Jr.  
 123 Speer Blvd. #400  
 [303] 837-1010

**Detroit, Michigan 48202:** Jack Anderson  
 1400 Fisher Bldg.  
 [313] 873-7410

**Fort Lauderdale, Fla. 33306:** Michael Charlton  
 3000 N.E. 30th Place  
 [305] 563-9111

**Houston, Texas 77002:** John J. Uphues  
 601 Jefferson Street, Dresser Tower  
 [713] 659-8381

**Los Angeles, Calif. 90010:** Robert J. Rielly  
 Robert E. Boedicker, 3200 Wilshire Blvd., South Tower  
 [213] 487-1160

**Minneapolis, Minn. 55435:** Robert M. Denmead  
 4015 W. 65th St.  
 [312] 751-3738

**New York, N.Y. 10020**

1221 Avenue of the Americas  
 John Gallie [212] 997-3616  
 Matthew T. Reseska [212] 997-3617

**Philadelphia, Pa. 19102:** Matthew T. Reseska  
 Three Parkway  
 [212] 997-3617

**Pittsburgh, Pa. 15222:** Matthew T. Reseska  
 4 Gateway Center  
 [212] 997-3617

**Rochester, N.Y. 14534:** William J. Boyle  
 Power Mill Office Park, 1163 Pittsford-Victor Rd.,  
 Pittsford, N.Y. 14534  
 [716] 248-5620

**San Francisco, Calif. 94111:** Don Farris  
 Dean Genge, 425 Battery Street,  
 [415] 362-4600

**Paris:** Patrick Mouillard  
 17 Rue-Georges Bizet, 75116 Paris, France  
 Tel: 720-73-01

**United Kingdom & Scandinavia:** Robert Ghey  
 34 Dover Street, London W1  
 Tel: 01-493-1451

**Scandinavia:** Andrew Karnig and Assoc.  
 Kungsholmsgatan 10  
 112 27 Stockholm, Sweden  
 Tel: 08 51 68 70 Telex: 179 51

**Milan:** Ferruccio Silvera  
 1 via Baracchini, Italy  
 Phone 86-90-656

**Brussels:**  
 23 Chaussee de Wavre  
 Brussels 1040, Belgium  
 Tel: 13-73-95

**Frankfurt/Main:** Fritz Krusebecker  
 Liebigstrasse 27c, Germany  
 Phone 72 01 81

**Tokyo:** Akio Saijo, McGraw-Hill  
 Publications Overseas Corporation,  
 Kasumigaseki Building 2-5, 3-chome,  
 Kasumigaseki, Chiyoda-Ku, Tokyo, Japan  
 [581] 9811

#### Business Department

**Thomas M. Egan**

Production Director  
 [212] 997-3140

**Carol Gallagher**

Production Manager International  
 [212] 997-2045

**Betty Preis**

Production Manager Domestic  
 [212] 997-2908

**Thomas Kazich**

Production Manager Related Products  
 [212] 997-2044

**Marianne Meissner**, Production Assistant  
 (212) 997-2843

**Frances Vallone**

Reader Service Manager  
 [212] 997-6057

#### Electronics Buyers' Guide

**H.T. Howland**, General Manager  
 [212] 997-6642

**Regina Hera**, Directory Manager  
 [212] 997-2544

**Thomas Kazich**, Production Manager  
 [212] 997-2044

**Marianne Meissner**, Production Assistant  
 [212] 997-2843

**Frances Vallone**, Reader Service Manager  
 [212] 997-6057

#### Classified and Employment Advertising

**Frank Eberle**, Manager  
 [212] 997-2557

# REPRINTS AVAILABLE FROM *ELECTRONICS*

No. of  
copies  
wanted

## Charts

- \_\_\_ R-823 Communications satellites \$3.00
- \_\_\_ R-516 Electronic symbols \$2.00
- \_\_\_ R-213 Electromagnetic spectrum (updated 1976) \$3.00
- \_\_\_ R-326 Optical spectrum (6-page report and chart) \$3.00

## Articles

All articles are \$3.00 each. Quantities of 5 or more in any combination are \$2.00 each.

- \_\_\_ R-915 The race heats up in fast static RAMs 12 pp
- \_\_\_ R-913 Lithography chases the incredible shrinking line 12 pp
- \_\_\_ R-911 Transmitting data by satellite calls for special signal handling 8 pp
- \_\_\_ R-909 Special market series—Electronics abroad 8 pp
- \_\_\_ R-901 1979 world market survey and forecast 24 pp
- \_\_\_ R-829 Special report: New networks tie down distributed processing concepts 16 pp
- \_\_\_ R-827 Tackling the very large-scale problems of VLSI: a special report 15 pp
- \_\_\_ R-821 Codecs answer the call 18 pp
- \_\_\_ R-817 How bit-slice families compare 18 pp
- \_\_\_ R-816 Packaging technology responds to the demand for higher densities 9 pp
- \_\_\_ R-815 Higher power ratings extend V-MOS FETs' dominion 8 pp
- \_\_\_ R-813 Data-link control chips: bringing order to data protocols 10 pp
- \_\_\_ R-811 Multiplexing liquid-crystal displays 10 pp
- \_\_\_ R-809 New methods and materials stir up printed wiring 10 pp
- \_\_\_ R-807 Here come the big, new 64-K ROMs 14 pp

- \_\_\_ R-805 Why and how users test microprocessors 8 pp
- \_\_\_ R-801 World market report 1978 24 pp
- \_\_\_ R-734 Microcomputer families expand 20 pp
- \_\_\_ R-730 Special report—Automotive electronics gets the green light 10 pp
- \_\_\_ R-724 Special report—Technologies squeeze more performance from LSI 22 pp
- \_\_\_ R-722 Demands of LSI are turning chip makers towards automation 12 pp
- \_\_\_ R-718 Display makers strive to refine their technologies 8 pp
- \_\_\_ R-716 Special report—Japanese wave in semiconductor technology 24 pp
- \_\_\_ R-714 Special report—active filter technology 6 pp
- \_\_\_ R-712 Special report—large-scale integration 16 pp
- \_\_\_ R-710 Personal computers mean business 8 pp
- \_\_\_ R-708 So you want to be a consultant 6 pp
- \_\_\_ R-705 Powering up with linear ICs 12 pp
- \_\_\_ R-703 Special report—memories 16 pp
- \_\_\_ R-702 World market report 1977 24 pp
- \_\_\_ R-614 Power supply choices for sophisticated designs 8 pp
- \_\_\_ R-612 Fiber-optic communications special report 24 pp
- \_\_\_ R-610 Special report on hybrid-circuit technology 19 pp
- \_\_\_ R-526 How reliable are today's components 16 pp
- \_\_\_ R-522 Special report on power semiconductors 12 pp
- \_\_\_ R-514 Eight ways to better radio receiver design 6 pp
- \_\_\_ R-512 Design of circuits for dangerous environments 4 pp
- \_\_\_ R-508 Designing microprocessors with standard logic 12 pp
- \_\_\_ R-506 The case for component burn-in 7 pp
- \_\_\_ R-424 Microprocessor applications 28 pp
- \_\_\_ R-434 Designing systems with the standard interface 12 pp
- \_\_\_ R-432 An update on communications satellites 8 pp
- \_\_\_ R-430 Choosing the right bipolar transistor model for computer-aided design 20 pp

## Books

- \_\_\_ R-819 McGraw-Hill's Compilation of Data Communications Standards—89 standards from 5 organizations 1133 pp \$165.00
- \_\_\_ R-903 Personal Computing: Hardware and Software Basics—Electronics Book Series 266 pp \$11.95
- \_\_\_ R-803 New Product Trends in Electronics 1977—Electronics Book Series 333 pp \$14.95
- \_\_\_ R-732 Memory Design: Microcomputers to Mainframes—Electronics Book Series 180 pp \$12.95
- \_\_\_ R-726 Design Techniques for Electronics Engineers: 293 time-saving ideas in 48 chapters—Electronics Book Series 370 pp \$15.95
- \_\_\_ R-711 Circuits for Electronics Engineers: 306 circuits in 51 functional groups—Electronics Book Series 396 pp \$15.95
- \_\_\_ R-31D Designer's Casebook Number 1 106 pp \$5.50
- \_\_\_ R-704 Thermal Design in Electronics 52 pp \$5.00
- \_\_\_ R-701 Applying Microprocessors—Electronics Book Series 191 pp \$9.95
- \_\_\_ R-608 Basics of Data Communications—Electronics Book Series 303 pp \$12.95
- \_\_\_ R-602 Large Scale Integration—Electronics Book Series 208 pp \$9.95
- \_\_\_ R-520 Microprocessors—Electronics Book Series 154 pp \$8.95
- \_\_\_ R-011 Computer-aided Design 135 pp \$4.00

## Payment must accompany your order

Make check or money order payable to Electronics Reprints. All orders are shipped prepaid by parcel post. Allow two to three weeks for delivery. We will make any editorial reprint to order in quantities of 500 or more. For price list and additional information call (609) 448-1700 ext. 5494.

Back issues now available:  
1960 to 1969, \$5.00 each  
1970 to 1973, \$3.00 each  
1974 to 1978, \$4.00 each

## USE THIS PAGE AS YOUR ORDER FORM

Cost of orders \$ \_\_\_\_\_  
Plus 10% handling charge \$ \_\_\_\_\_  
TOTAL AMOUNT ENCLOSED \$ \_\_\_\_\_

Mail your order to:  
Janice Austin  
ELECTRONICS REPRINTS  
P.O. Box 669  
Hightstown, N.J. 08520

## SEND REPRINTS TO

Name \_\_\_\_\_  
Company \_\_\_\_\_ Dept. \_\_\_\_\_  
Street \_\_\_\_\_  
City \_\_\_\_\_ State \_\_\_\_\_ Zip \_\_\_\_\_



# Keep a step ahead of the market place with a truly full-function microcomputer

# SORD

## M200 mark II series

SMALL BUSINESS COMPUTERS



- Z80 CPU • 64K bytes RAM
- 350KB/700KB mini-floppy disk drives expandable to 1.4M bytes
- Two RS232C ports built-in • Extended BASIC Interpreter

**Options**

- Extended BASIC Compiler
- FORTRAN-IV Compiler
- COBOL Compiler

• Visit us at Booth No.308 at the National Computer Conference in New York, June 4-7, 1979.

Interested distributors and OEM's please contact our office.

**SORD COMPUTER SYSTEMS, INC.**

Isoma No. 2 Bldg., 42-12 Nishi-Shinkoiwa 4-chome, Katsushika-ku, Tokyo, Japan 124 Phone: (03)696-6611 Telex: 2622393(SORD J) Cable: SORDCOMPSYS TOKYO

**SORD U.S.A., INC.**

International Trade Center, 8300 NE Underground Drive, Kansas City, Missouri 64161, U.S.A. Phone: (816)454-6300 Telex: 42204 (SORDUSAINC KSC)

**Distributors**

**Europe:** COMPTONIX AG  
Horgen, Switzerland  
Phone: 01/725 04 10  
Telex: 58799(CPTX CH)

GEPSI  
Paris, France  
Phone: 233 61 14  
Telex: 220104(ILORESOL FI)

N.V. EGEMIN S.A.  
Belgium  
Phone: (03)145 27 90  
Telex: 32525(EGEMIN B)

L'ECTRADE LIMITED  
Nottingham, England  
Phone: 0602 861 774  
Telex: 377678(VIDEUR G)

AWILCO  
Skensved, Denmark  
Phone: (03)66 9800, 66 9408  
Telex: 43574(AWILCO DK)

**Asia and Oceania:** MITSUI & CO. (AUSTRALIA) LTD  
Melbourne, Australia  
Phone: 60-1481/8  
Telex: 30245(MELMM AA)

ECS DIVISION OF AIRSPARES INZI LTD  
Palmerston North, New Zealand  
Phone: 77 407  
Telex: 3766(AIRSPARE NZ)

SAMPO CORPORATION  
Taipei, Taiwan  
Phone: 7712111, 7521311  
Telex: 31109(ISEMCO)

BANGKOK DOCUMENT CO., LTD  
Bangkok, Thailand  
Phone: 2527506  
Cable: DOCUMENT BANGKOK



MAX 1.4 MB

Circle 144 on reader service card

## GAINESVILLE IS READY FOR ELECTRONICS

Gainesville is quickly becoming the medical research center of the south. Electronics and medicine have joined forces. Today more than ever before these two industries support each other. The University of Florida's Electronic Research Laboratories (directly assisting Florida's industries), the accessibility of Gainesville to the southeastern markets, available sites and existing buildings, low taxes and adequate area labor population make Gainesville very attractive. Add to these a mean temperature of 69.9, the Atlantic Ocean, the Gulf of Mexico, year round recreation and major sport attractions and you can come to only one conclusion: Gainesville is READY for Electronics.

Write for information:

**GAINESVILLE**  
AREA CHAMBER OF COMMERCE  
**GAINESVILLE**  
FLORIDA 32602

Dept. F-79/ P.O. Box 1187 / (904) 372-4771

## Now Available: 1979 EBG!



**Electronics Buyers' Guide**  
Shoppenhangers Road, Maidenhead,  
Berkshire S16, 2Q1 England

Yes, please send me \_\_\_\_\_ copy(ies) of  
1979 EBG  
I've enclosed  \$52 per copy

Name \_\_\_\_\_

Company \_\_\_\_\_

Street \_\_\_\_\_

City \_\_\_\_\_ Country \_\_\_\_\_

324 Circle 150 on reader service card

# The Power Elite



ENI truly is the Power Elite. In fact, when you want the ultimate in power flexibility, there's simply nothing finer in all the world. And our instrumentation can meet all your application needs, for RF signal generator amplification, RFI/EMI testing, signal distribution, RF or data transmission, NMR/ENDOR, ultrasonics and more.

ENI's selection of Class A power amplifiers is unsurpassed, combining a frequency spectrum

of 10 kHz to 1 GHz with power outputs that range from 300 milliwatts to over 4,000 watts. Rugged, compact and versatile, these power amplifiers can be driven by virtually any signal source. They're completely broadband and untuned, amplifying inputs of AM, FM, TV, SSB and pulse modulations with minimum distortion. The unconditional stability and failsafe design make them impervious to severe load conditions (open or

short circuit), delivering their rated power to any load, regardless of match.

Clearly, when it comes to meeting your power amplification needs, ENI is in a class by itself.

For detailed technical specifications, a demonstration or our latest full-line catalog, write: ENI, 3000 Winton Road South, Rochester, New York 14623. Call (716) 473-6900, or Telex 97-8283 ENI ROC.

## ENI

The World's Leader in Power Amplifiers

Circle 901 on reader service card  
World Radio History



# Bourns SIP Trimmers Come in Small Packages...



## And save you valuable space.

Model 20 SIP trimmers save you precious PC board space, yet don't cost a fortune. Only .785" X .185" X .079" in size, the Model 20 SIP trimmer occupies just 25% of the board space used by comparable DIP configurations and 50% of that used by conventional 1/4-inch rectangular trimmers. The low board profile of .185-inches and .100-inch spacing are ideal for meeting all of your high density PC board trimmer needs.

Priced at only 75¢\* in 1,000 to 4,999 quantities, Model 20 SIP trimmers are available in 18 standard resistance values ranging from 10 ohms to 5 megohms. Options of either hand or machine insertion, plus compatibility with automatic test equipment add up to more cost savings yet.

There's no sacrifice in performance either. Sealed to withstand industrial cleaning processes,

Model 20 SIP trimmers have a low tempco of 100 ppm/°C over -55°C to +125°C temperature range. Power rating is 0.50 watts at 70°C. The stable cermet element offers infinite resolution. The wiper assembly idles at both ends of travel, eliminating damage from forced adjustment.

Put these little jewels to work for you. Dramatic space savings, the ring of Bourns quality, and sparkling performance, too. Contact your local Bourns representative for evaluation samples or send today for complete details. Or, see EEM directory, Volume 2, pages 3804, 3805.

TRIMPOT PRODUCTS DIVISION, BOURNS, INC.,  
1200 Columbia Avenue, Riverside, CA 92507.  
Phone: 714 781-5050, TWX: 910 332-1252.

European Headquarters: Bourns AG, Zugerstrasse 74 6340 Baar, Switzerland. Phone: 042 33 33 33 Telex: 78722.

\*Domestic U.S.A. prices only.



For Immediate Application—Circle 120. For Future Application—Circle 220.

# BOURNS®