


OCTOBER 26, 1978

ANNUAL TECHNOLOGY UPDATE ISSUE

The era of very large-scale integration begins as 64-kilobit RAMs
and 16-bit microcomputers come on stream/ 110

FOUR DOLLARS A MCGRAW-HILL PUBLICATION

Electronics®



**1978
AWARD FOR
ACHIEVEMENT
Paul Richman**



BOURNS... The Quality Source for Cost-Effective Broadband Transformers

Custom, special, or standard — Bourns provides the quality transformers you need in the quantities you require. Line matching, coupling, or hybrid; PC mounting or flexible leads; encapsulated or open — whatever your application, Bourns provides the broadest selection of broadband transformers available anywhere.

Design Engineering Assistance — Our superior engineering design capabilities aid you in developing the proper transformer specifications for your requirements. Bourns can then utilize the most cost-effective materials and manufacturing techniques to produce high reliability transformers for your specific application.

High Quality & Reliability — Backed by the Bourns reputation for high quality at cost-effective prices, our broad line of transformers will meet your high performance and reliability standards which are often unattainable in job shop operations.

High Volume & Low Cost — Because of our high volume production and material procurement, significant cost savings are passed on to you. This is not possible with limited in-house operations.

Broadest Line of Inductive Components — In addition to broadband transformers, Bourns also manufactures a complete line of low profile power transformers, delay lines, pulse transformers and ferrite core inductors.

Bourns quality, engineering expertise and cost-effective pricing . . . a winning combination. Check the listing below for the Bourns Sales Office nearest you. Call or write today for the complete catalog on Bourns Transformers.

TRIMPOT PRODUCTS DIVISION, MAGNETIC PRODUCTS, BOURNS, INC.,
28151 Highway 74, Romoland, CA 92380. Telephone 714 657-5195.
Telex: 67-6446. TWX: 910 332-1304.

BOURNS[®]


For Immediate Application—Circle 120

For Future Application—Circle 220

SALES OFFICES: Ark. 602 257-9015 • Calif. 213 582-6391, 408 377-5740 • Colo. 303 751-2600 • Fla. 305 771-6501 • Ga. 404 393-9880 • Ill. 312 255-1903 • Ind. 317 844-8462 • Md. 301 247-0400 • Mass. 617 237-6730 • Mich. 313 882-1717 • Minn. 612 835-2252 • Mo. 816 358-8100 • N.J. 609 933 2600 • N.M. 505 296-0749 • N.Y. 516 271-3500, 607 272-2187 • Ohio 216 659-3131 • Tex. 214 233-5591 • Wash. 206 285-1300 • Canada 514 487-3434, 416 638-5511.

World Radio History

SURPRISE!



In RF diodes HP gives you a universe to choose from.

HP Schottky diodes for low noise mixing, high sensitivity detecting and general purpose switching feature high breakdown voltages (to 70V) to handle high level signals, pico-second switching speeds for low distortion, and low turn-on voltage for low power consumption.

HP PIN diodes for attenuation, AGC and modulation are noted for their low distortion products, large dynamic range, and tight resistance matching.

A wide selection means there is a diode that is right for your circuit needs, including MIL spec. Low volume prices meet your design and production requirements. Stringent test procedures assure the reliability you need for your universe, whether it is satellite communications, CB radio, computer switching, ECM or anything in between.

Best of all, one phone call to your local HP distributor can solve just about any diode problem you may have. HP's universe of diodes are in stock now—in the quantities you need.

In the U.S. contact Hall-Mark, Hamilton/Avnet, Pioneer Standard, Schweber, Wilshire or the Wyle Distribution Group (Liberty/Elmar).

In Canada, call Hamilton/Avnet or Zentronics, Ltd.

05805

Electronics/October 26, 1978


HEWLETT  PACKARD

1507 Page Mill Road, Palo Alto, California 94304

For assistance call: Washington (301) 948-6370, Chicago (312) 255-9800, Atlanta (404) 955-1500, Los Angeles (213) 877-1282

Circle 1 on reader service card 1

Here's the fastest **HP-IB*** graphic peripheral available today... and it programs like a plotter.



With the HP 1350A Graphics Translator and one or more HP electrostatic CRT displays, there's no faster way of seeing your system's output. You can get a quick reading - then plot if hard copy is needed.

Because it's HP-IB* compatible, the 1350A is easy to add to your system. It lets you present different information simultaneously on up to four CRT displays.

And, it makes writing a program for a CRT display as easy as programming a plotter. An optional binary cassette tape for the HP 9825 Desktop Computer simplifies programming and lets you use the same routines on both CRT's and plotters.

The 1350A lets you update the display selectively. For example, in an application such as

sequential testing, you can view multiple data plots (A) on a CRT and update only a portion of the display for rapid comparative measurements. It also provides convenient operator interaction. You can display program listings (B), normal and expanded displays, or a cursor and its coordinates.

Ideal for use with HP Data Acquisition and Network Analysis Systems, the 1350A Graphics Translator, priced at \$3,450**, is a useful tool anywhere a fast, high-resolution graphic presentation of information is needed. Write for Application Note 271-1, or call your local HP field engineer for complete details.

*HP's implementation of IEEE Standard 488-1975
**Domestic U.S.A. price only

HEWLETT  PACKARD

1507 Page Mill Road, Palo Alto, California 94304

Circle 2 on reader service card

For assistance call: Washington (301) 948-6370, Chicago (312) 255-9800, Atlanta (404) 955-1500, Los Angeles (213) 877-1282

World Radio History

088/12

39 Electronics Review

SOFTWARE: Air Force is developing single software language, 39
FIBER OPTICS: Directional coupler can be tailored to systems, 40
Light adds reliability to drafting system at Grumman, 41
Cable makes 53-km link without repeaters, 42
STANDARDS: IEEE-488 bus gets a new look, 44
SOLID STATE: LED hits fiber's minimum attenuation point, 46
COMPUTERS: Desktop systems offer small business wide choice, 48
Magic in a name? SDS bows again with new business computer, 50
LSI pares desktop unit to 65 pounds with printer, 50
PERIPHERALS: Chip yields next-generation CRT terminal, 52
NEWS BRIEFS: 55

67 Electronics International

JAPAN: Stylus glides over grooveless video disk, 67
WEST GERMANY: Silicon casting promises low-cost solar cells, 68
GREAT BRITAIN: Ultrasonic TV camera probes murky water, silt, 70
FRANCE: Tiny car uses electronic ignition, 72

81 Probing the News

TESTING: LSI boards at center of Battle of Cherry Hill, 81
ABROAD: Taiwan's TV makers getting nervous, 85
COMPUTERS: IBM makes waves in distributed processing, 88
ABROAD: Components business good across Europe, 90
SOLID STATE: Sapphire could challenge ECL, 96

229 New Products


IN THE SPOTLIGHT: Memory tester runs at 25 MHz, 229
INSTRUMENTS: Reference is stable to within 2 ppm/year, 236
COMMUNICATIONS: 10-W amplifier spans 1 to 1,000 MHz, 252
INDUSTRIAL: Control unit has programmer, 273
DATA ACQUISITION: Analog boards mate with Multibus, 286
COMPONENTS: Snap-dome switches go modular, 292
PACKAGING & PRODUCTION: Conductive coat cuts interference, 309

Departments

Publisher's letter, 4
Readers' comments, 6
News update, 8
People, 14
Editorial, 24
Meetings, 26
Electronics newsletter, 33
Washington newsletter, 57
International newsletter, 63
Products newsletter, 323
New literature, 342
New books, 346

Services

Reprints available, 326
Employment opportunities, 348
Reader service card, 365



Cover: Award goes to process innovator, 100

For his leadership in developing the Coplamos and Clasp device-fabrication techniques, *Electronics* salutes Paul Richman, president of Standard Microsystems Corp., Hauppauge, N. Y.

Cover is by Art Director Fred Sklenar.

TECHNOLOGY UPDATE, 110

The past year marked the semiconductor industry's entry into the era of very large-scale integration. Moreover, VLSI's effects are already being felt in the computers, communications, and instruments industries and are spreading to other areas.

Semiconductors, 112: Very large-scale integration spurs developments in many processes.

Memories, 126: Solid-state memories grow in capacity, shrink in size, access times.

Microprocessors & minicomputers, 138: The word for 1979 will be 16 bits.

Computers, 152: VLSI logic and memory will change architectures.

Instruments, 166: Use of microprocessors grows; new storage CRTs show up.

Communications, 178: Technology keeps up with growth in number of messages.

Packaging & production, 194: New chip-carriers spread; so does in-circuit digital testing.

Components, 206: Solid-state technologies shrink size while boosting performance.

Consumer, 212: The digital takeover continues to provide innovations and refinements.

The year in electronics: a chronology, 220

And in the next issue . . .

X-ray lithography breaks the 1- μ m barrier . . . designing optical-fiber systems: first of a series.

EDITOR-IN-CHIEF: Kemp Anderson

EXECUTIVE EDITOR: Samuel Weber

MANAGING EDITORS: Arthur Erikson,
Gerald M. Walker

SENIOR EDITORS: William F. Arnold,
Ray Connolly, Lawrence Curran

ART DIRECTOR: Fred Sklenar

ASSOCIATE EDITORS: Howard Wolff,
Alfred Rosenblatt

DEPARTMENT EDITORS

Aerospace/Military: Ray Connolly

Circuit Design: Vincent Biancomano

Communications & Microwave:

Harvey J. Hindin

Components: Nicolas Mokhoff

Computers: Anthony Durniak

Consumer and Industrial: John Javetski

Microsystems and Software: John G. Posa

Instrumentation: Albert F. Shackil

New Products: Michael J. Riezenman,

Richard W. Comerford

Packaging & Production: Jerry Lyman

Solid State: Raymond P. Capece

CHIEF COPY EDITOR: Margaret Eastman

COPY EDITORS: Ben Mason, Mike Robinson,
Steven Weitzner

ART: Charles D. Ciatto, *Associate Director*
Paula Piazza, *Assistant Director*

EDITORIAL SECRETARIES: Janet Noto,
Penny Kaplan, Maryann Tusa

EDITORIAL ASSISTANT: Marilyn B. Steinberg

REGIONAL EDITORS

Boston: Lawrence Curran

Pamela Hamilton (617) 262-1160

Dallas: Wesley R. Iversen (214) 742-1747

Los Angeles: Larry Waller (213) 487-1160

New York: Bruce LeBoss

San Francisco: William F. Arnold

Robert Brownstein (415) 968-2712

Washington: Ray Connolly (202) 624-7592

Frankfurt: John Gosch

London: Kevin Smith

Paris: Arthur Erikson

Tokyo: Charles Cohen

McGraw-Hill WORLD NEWS

Editor: Michael Johnson

Brussels: James Smith

Milan: Andrew Heath

Moscow: Peter Hann

Paris: Andrew Lloyd

Stockholm: Robert Skole

Tokyo: Robert E. Lee

PUBLISHER: Dan McMillan

ADVERTISING SALES MANAGER:

Paul W. Reiss

MARKETING ADMINISTRATION MANAGER:

Wallis Clarke

CIRCULATION MANAGER: Karl Peterson

MARKETING SERVICES MANAGER:

Tomlinson Howland

RESEARCH MANAGER: Margery D. Sholes

Each year for the last five years, the editors of *Electronics* have faced the intriguing task of worldwide technological stock-taking in order to produce our annual Technology Update issue (p. 110). The challenge for each editor is to define and analyze the many distinctive yet overlapping developments that emerge over a year's time, and then to put these developments into some kind of perspective. It requires an all-out effort by the entire staff.

"Not the least of the problems facing the editors for this issue is the selection of the winner of our annual Award for Achievement," comments Executive Editor Sam Weber, whose job was to oversee the project.

The award goes to the person who exemplifies leadership in electronics technology or, through activity in government, business, or the academic world, exerts leadership in promoting the welfare of the electronics industries.

"If you think about it, this selection takes not only insight and understanding about technology, but a lot of guts to designate one from among the many 'stars' who have contributed to the advancement of electronics technology," Sam adds.

This year's award winner, Paul Richman of Standard Microsystems, was an entry in a field of great quality. Yet he was originally nominated by several editors and was an overwhelming choice in the final balloting. For his extraordinary contributions to the improvement of MOS performance through innovative structure design, we think he is fully worthy of our Achievement Award. A profile on Richman and his contri-

bution starts on page 100.

It's often called "The Battle of Cherry Hill," in humorous reference to the fireworks that take place at the Annual Test Conference held for the last eight years at Cherry Hill, N. J. The ninth conference, which starts Oct. 31, should be no exception.

Even the theme is provocative—can complex LSI continue to be tested effectively at both the component and board levels? The reason for the battle is that the conference brings together component users, test equipment producers, and component manufacturers, each with differing views.

"This is perhaps one of the most immediately relevant meetings of the year," comments New York bureau manager Bruce LeBoss, who put together the preview story with instruments editor Al Shackil (p. 81). "Unlike a number of conferences that emphasize components three to four years from actual applications, this meeting stresses the real world of testing today's devices or anticipating problems in testing devices that are soon to be used in high volume." That's another reason for the conflicts—the focus is on pressing problems that have a strong impact on current LSI applications.

Essentially, the difficulties are the same, only at increasingly higher levels of complexity. "Yesterday's 4-k problems are today's 16-k problems," Bruce concludes.



October 26, 1978 Volume 51, Number 22 99,640 copies of this issue printed

Published every other Thursday by McGraw-Hill, Inc. Founder: James H. McGraw 1860-1948. Publication office 1221 Avenue of the Americas, N.Y., N.Y. 10020; second class postage paid at New York, N.Y. and additional mailing offices. ID# 172400

Executive, editorial, circulation and advertising addresses: Electronics, McGraw-Hill Building, 1221 Avenue of the Americas, New York, N.Y. 10020. Telephone (212) 997-1221. Teletype 12-7360 TWX 710-581-4879. Cable address: MCGRAW HILL N E W Y O R K.

Subscriptions limited to professional persons with active responsibility in electronics technology. No subscriptions accepted without complete identification of subscriber name, title or job function, company or organization, and product manufactured or services performed. Based on information supplied, the publisher reserves the right to reject non-qualified requests. Subscription rates: in the United States and possessions \$15 one year, \$26 two years, \$38 three years; company addressed and company libraries \$20 one year, \$36 two years, \$50 three years; APO/FPO addressed \$35 one year only; Canada and Mexico \$17 one year, \$29 two years, \$43 three years; Europe \$42 one year, \$71 two years, \$100 three years; Japan, Israel and Brazil \$70 one year, \$115 two years, \$165 three years; Australia and New Zealand \$95 one year, \$170 two years, \$240 three years, including air freight; all other countries \$45 one year, \$80 two years, \$112 three years. Limited quota of subscriptions available at higher-than-basic rate for persons allied to field served. Check with publisher for these rates. Single copies \$4.00. Please allow four to eight weeks for shipment.

Officers of McGraw-Hill Publications Company: Gordon L. Jones, President; Paul F. McPherson, Executive Vice-President, Group Vice-President; Gene W. Simpson, Senior Vice-President; Russell F. Anderson, James E. Boddorf, Planning & Development; Ralph R. Schulz,

Editorial Vice-Presidents: Denis C. Beran, European Operations; David P. Forsyth, Research; James E. Hackett, Controller; Eric B. Herr, Economics; Thomas H. King, Manufacturing; Robert L. Leyburn, Circulation; John W. Patten, Sales; Edward E. Schirmer, International.

Officers of the Corporation: Harold W. McGraw, Jr., President, Chief Executive Officer, and Chairman of the Board; Robert N. Landes, Senior Vice President and Secretary; Ralph J. Webb, Treasurer.

Title registered in U.S. Patent Office, Copyright© 1978 by McGraw-Hill, Inc. All rights reserved. The contents of this publication may not be reproduced in whole or in part without the consent of copyright owner.

Where necessary, permission is granted by the copyright owner for libraries and others registered with the Copyright Clearance Center (CCC) to photocopy any article herein for the base fee of \$0.50 per copy of the article plus \$0.25 per page. Payment should be sent directly to the CCC. Copying done for other than personal or internal reference use without the express permission of McGraw-Hill is prohibited. Requests for special permission or bulk orders should be addressed to the publisher. ISSN 0013-5070/78\$0.50+.25.

Subscribers: The publisher, upon written request to our New York office from any subscriber, agrees to refund that part of the subscription price applying to copies not yet mailed. Please send change-of-address notices or complaints to Fulfillment Manager, subscription orders to Circulation Manager, Electronics, at address below. Change-of-address notices should provide old as well as new address, including postal zip code number. If possible, attach address label from recent issue. Allow one month for change to become effective.

Postmaster: Please send form 3579 to Fulfillment Manager, Electronics, P.O. Box 430, Hightstown, N.J. 08520.

power supplies for your automatic test equipment

KEPCO
series*
ATE

* 38 Models from 50-1000 Watts;
0-6V to 0-150V. Programmable
from your GPIB/IEEE-488 Bus
using Kepco SN Programmers.



KEPCO®

For complete specifications, write Dept. CJF-14.

KEPCO, INC. • 131-38 SANFORD AVENUE • FLUSHING, N.Y. 11352 U.S.A. • (212) 461-7000 • TWX =710-582-2631 • Cable: KEPCOPOWER NEWYORK

World Radio History

Circle 368 on reader service card

Readers' comments

Cooperation is seen as key

To the Editor: As a candidate for executive vice president of the Institute of Electrical and Electronics Engineers, I am concerned about who would be my "boss" next year. As you have stated of the two candidates for president, "many of their objectives are the same" [Editorial, Aug. 31, p. 24]. The question is: who is likely to deliver?

The IEEE is controlled by the board of directors, led by the executive committee, which is headed by the president. The president must be able to work with the board, just as the president of the United States must be able to work with Congress. Jerry Suran will be better able to enlist the board's cooperation, which is essential for translating brave words into meaningful deeds.

A final word, to reformers who wish to make the institute more responsive to the members' needs. Consider two possible reforms that make a lot of sense: election by all IEEE voters of some members of the nominations and appointments committee, and similar election of an independent council to govern the institute's forum publications (those that go to all members).

Leo Young
Washington, D. C.

Solutions for the real world

To the Editor: I read with disbelief the comments of Eugene Swystun ["Swystun likes what he sees in 1²L and n-channel codecs," Sept. 14, p. 14] about power considerations for telephony coder-decoders.

According to the article, "The low power advantage of C-MOS is useless because telecommunications systems still have a lot of transformers and transistor-transistor-logic parts." Quoting him directly: "Why reduce power when you have all that *junk* still hanging around there?" I italicize the word "junk" to emphasize a void between the theorist and the realist.

Yes, that "junk" is still there, but in most cases the current drains that are associated with conventional telephony components like relays and battery-fed transformers are

traffic-dependent and not steady-state power demands.

The added cost Mr. Swystun emphasizes for complementary-MOS designs versus that of other technologies is a one-time item. It is far less than the continuing cost of power required to support less efficient logic forms.

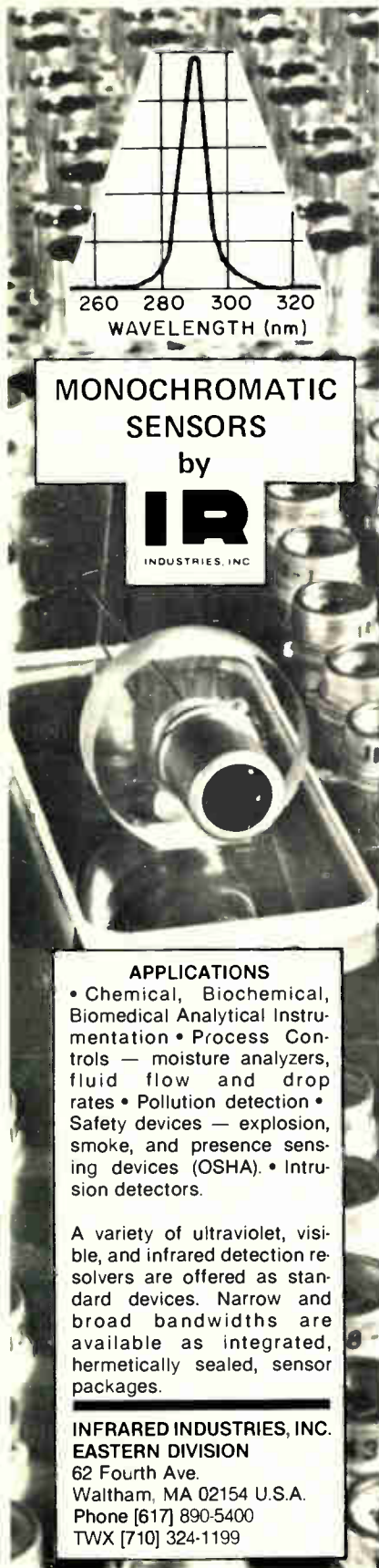
Current electromechanical switching systems have power requirements that vary with user demand. For instance, a 2,000-line electromechanical exchange may vary from a midnight power demand of 1,500 watts or less to a busy-hour demand of nearly 8,000 w, with an average 24-hour power drain of under 4,000 w. Today's digital telephone exchange of similar size will have a power drain of over 5,000 w with very little shift in drain between peak and quiet hours.

Also, the unused capacity in the new electronic switchers exacts a power-cost penalty. Existing electromechanical and some stored-program-control exchanges are engineered and installed with a two- to four-year growth capacity. This spare equipment draws very little power until activated. But spare equipment in the new digital systems will draw power at a fairly constant rate whether activated or not. These drains translate into larger power plants, greater battery reserves, larger emergency power plants, higher BTU loads on the building air-conditioning system, and most significantly, higher power bills for the entire life of the switching system.

As to size differential between C-MOS and other technologies, the impact of chip design on final codec size will have little effect on a telephone switching system's overall floor-space requirement.

We users of the new technology in telephony are looking for a practical marriage of technology and the real world of telecommunications. Exotic state-of-the-art designs that do not address the whole problem are unacceptable.

C. Keith Cheshire
Mid-Continent Telephone
Service Corp.
Matthews, N. C.



260 280 300 320
WAVELENGTH (nm)


**MONOCHROMATIC
SENSORS**
by
IR
INDUSTRIES, INC.

APPLICATIONS
• Chemical, Biochemical, Biomedical Analytical Instrumentation • Process Controls — moisture analyzers, fluid flow and drop rates • Pollution detection • Safety devices — explosion, smoke, and presence sensing devices (OSHA) • Intrusion detectors.

A variety of ultraviolet, visible, and infrared detection resolvers are offered as standard devices. Narrow and broad bandwidths are available as integrated, hermetically sealed, sensor packages.

INFRARED INDUSTRIES, INC.
EASTERN DIVISION
62 Fourth Ave.
Waltham, MA 02154 U.S.A.
Phone [617] 890-5400
TWX [710] 324-1199

HP 5328A Universal Counter. The Right Performance At The Right Price.



If you're looking for a medium priced universal counter with the capability to do just about any counting job and the versatility demanded by tough systems applications, look no further.

For only \$1300* the HP 5328A Universal Counter is a basic 100 MHz/100ns instrument that expands to meet your needs. Optional modules let you expand its capabilities to 512 or 1300 MHz and 10 ns time interval.

You can select an optional built-in DVM (single-ended or full floating, 10 μ v to 1000v) for accurate determination of trigger levels and for external digital voltage measurements. Only HP offers it.

*U.S. Domestic price only.

Other options let you make use of an ultra-stable time base and HP Interface Bus Operation including full remote control of the counter and the DVM.

Sound good?

There's more information available for you on the HP 5328A Universal Counter and the full line of sophisticated HP electronic counters.

Just call your nearby HP field office or write for our new electronic counter brochure.



HEWLETT  PACKARD

1507 Page Mill Road, Palo Alto, California 94304

For assistance call: Washington (301) 948-6370, Chicago (312) 255-9800, Atlanta (404) 955-1500, Los Angeles (213) 877-1282




02807

HP: MAKING EXPERIENCE COUNT

Circle 7 on reader service card

WIMA Capacitors



Reproduced by permission of
Hewlett Packard GmbH,
Böblingen, Germany

Collection Programmer of the
HP Liquid Chromatograph T010B

Function: Control of the separation
of the liquids under test into their
component parts. The WIMA FKS 2
are being used as D.C. blocking
capacitors.



WIMA Capacitors:
*High Quality Components
for Electronic Equipment*

WILH. WESTERMANN

Spezialvertrieb elektron. Bauelemente
P.O. Box 2345 · D-6800 Mannheim 1
Fed. Rep. of Germany

U.S. Sales Offices:
BOSL & ROUNDY · 3333 Delray Drive
Ft. Wayne · Indiana 46805
(219) 483-3378

THE INTER-TECHNICAL GROUP INC.
North Dearman Street · P.O. Box 23
Irvington · New York 10533
(914) 591-8822

TAW ELECTRONICS CO.
4215 W. Burbank Blvd., Burbank
California 91505 · (213) 846-3911

8 Circle 8 on reader service card

News update

■ The Suez Canal is expected to handle more and larger vessels more efficiently when its new traffic-management system becomes operational in 1980. Cutler-Hammer Inc.'s AILtech division in Ronkonkoma, N. Y., which had a letter of intent from the canal authorities [*Electronics*, Jan. 19, p. 14], now has a \$17.8 million contract to design, manufacture, and install the system.

AILtech will subcontract the project to a three-company team: Cutler-Hammer's AIL division in Deer Park, N. Y.; Megapulse Inc. of Bedford, Mass.; and General Electric Co.'s Mobile Radio department in Lynchburg, Va. AIL will provide overall system engineering management, the radar subsystem, and computer-assisted display and control systems. Megapulse will supply a miniature Loran-C position-fixing system, and GE a series of voice and data radio networks.

With the new system a ship entering the canal will be detected by radar and visually presented on a digitally scan-converted display system located in a harbor control office. This data will also be sent to a main computer to be displayed and color-keyed by direction.

Bruce LeBoss

■ A little more than a year after its introduction, an optical step-and-repeat camera that directly exposes semiconductor patterns on silicon wafers is going great guns. More than 40 of GCA Corp.'s so-called Mann DSW (for direct step-and-repeat on wafer) photorepeaters [*Electronics*, Aug. 4, 1977, p. 115] have been sold at an average price of \$450,000 each. In announcing the camera, officials of the Bedford, Mass., company said at the time that there was plenty of room for improvement in optical photolithography before electron-beam lithography becomes a widespread production reality for direct wafer exposure, as opposed to mask making. The response to the DSW appears to bear them out, with Japanese semiconductor makers the leading customers.

Lawrence Curran

The 1000L Series Amplifiers . . .



Model 1000L

**designed to
your needs
and our
standards**

- 1000 watts CW linear
- 4000 watts pulse
- 10 kHz to 220 MHz
- Instantaneous bandwidth
- Low harmonic distortion
- Adjustable gain
- Unconditionally stable
- Remote control operation
- Fully protected
- Human engineered


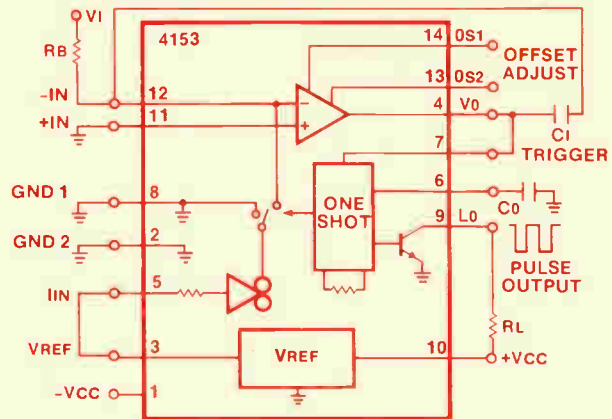
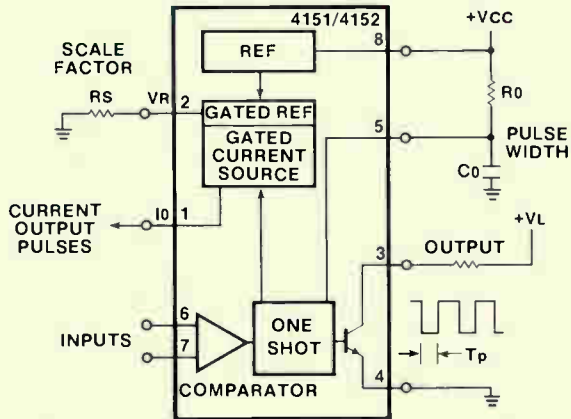
Powerful and uncompromising in quality and performance. These versatile high-power amplifiers are ideal for general laboratory use, EMI susceptibility testing, equipment calibration, biological research, NMR spectroscopy, ultrasonics, and many other applications. The series also includes Model 1000LM8 (1 to 220 MHz), Model 1000LM9 (1 to 200 MHz), and Model 1500LA (1 to 150 MHz) with a 1500-watt output. For complete information on our high-power amplifiers, call 215-723-8181 or write:

Amplifier Research
160 School House Road
Souderton, PA 18964

**AMPLIFIER
RESEARCH**

Circle 262 on reader service card


VFC's . . . We've done one better, better.



\$.65
(100+)

The 4151 was the first multi-function VFC offered by Raytheon. It's a low-cost accurate means of converting an analog signal to a pulse train of proportional frequency.


The 4151 gives you the option of connecting it up the way you need. Make a VFC, FVC, or a voltage-controlled pulse generator. Combined with a little external logic, the possibilities are endless.



\$.95
(100+)

The 4152 was the next generation of VFC to come from Raytheon. It's a 4151 and more. It has a linearity capability of $\pm 1\%$ max. Both current source and voltage references have guaranteed maximum temperature coefficients of $\pm 100\text{ppm}/^\circ\text{C}$ and a maximum one-shot stability rated at $\pm 50\text{ppm}/^\circ\text{C}$. Add an external op amp and you get linearity of $\pm 0.05\%$ max. and a total gain T.C. of $\pm 150\text{ppm}/^\circ\text{C}$.

The 4152 has a wide bandwidth of greater than 100 kHz, and is DTL, TTL and CMOS compatible, making it an economical answer to your data conversion needs.



\$3.25
(100+)

The 4153 is the latest improvement on VFC's offered by Raytheon. It puts LSI technology to work for you. It has a high linearity capability of $\pm 0.01\%$ max. at 10 kHz operation and is high speed, 250 kHz min. All you need to make it work are 2 resistors and 2 capacitors. It has fully contained buried zener reference and on chip op amp.

The 4153 has a total gain T.C. of $\pm 150\text{ppm}/^\circ\text{C}$ (including reference, one-shot and current source T.C.'s). The 4153 now makes precision analog-to-digital interfacing an economic reality.

See for yourself. Use the handy coupon, or give us a call today. We'll do the rest. Raytheon Company, Semiconductor Division, 350 Ellis Street, Mountain View, CA 94042, (415) 968-9211.



Semiconductor Division

Tell me more . . .

4151 VFC 4152 VFC 4153 VFC

Other Products _____


Name _____

Title _____


Company _____

Address _____

City/State/ZIP _____



THE CHAIRMAN OF THE BOARD.



MEET THE MONOBOARD.[™] THE WORLD'S MOST POWERFUL SINGLE BOARD COMPUTER.

AMC's Monoboard, the AMC95/4000, is the new boss of microcomputer boards. It performs complex math at twice the speed of any other board. And it can process data at clock rates of 2MHz or more.

The Monoboard really has what it takes to be a leader. It performs both floating-point and fixed-point math operations in the blink of an LED. It can do 16- and 32-bit two's complement arithmetic (add, subtract, multiply and divide), 32-bit floating-point operations, plus transcendental and data-manipulation functions.

But those aren't the only reasons the Monoboard is taking over. It also has four independent DMA channels, 4K bytes of RAM, space for up to 12K bytes of ROM/E-PROM, a serial I/O port, and 48 programmable I/O lines.

And the Monoboard has the same physical configuration as the SBC-80 card family. So anyone now using SBC-80's can pack more power in their systems by simply plugging in the Monoboard.

If you want power, and lots of it, get the Chairman of the Board on your side. Get the Monoboard from AMC.

Advanced Micro Computers



An Affiliate of Siemens
3340 Scott Blvd., Santa Clara, CA 95051. (408) 988-7777
Distributed nationally by Advanced Micro Devices.

Circle 11 on reader service card

Whether you test components, with in-circuit or in production GenRad has the Automa

In-Circuit Testers

Assembly and process-related faults account for 70% to 80% of PC-board faults. By detecting and repairing these faults early in the production cycle, troubleshooting bottlenecks during functional testing are minimized and a cost saving increase in production throughput occurs. The GR 2270 In-Circuit/Functional Test System with automatic program generation software keeps program costs low. Identifies multiple faults in a single pass and prints a board repair message in simple English. Eliminate subjective visual inspection. Fast, accurate and cost effective.

The low cost, computer-controlled, bench-top GR 2230-1 provides automatic high-volume in-circuit testing of small PC boards and modules. English-language macro-instruction

keyboard for easy user programming. Rapid testing with 64-pin scanner, expandable to 128. Flexible interfacing to bed-of-nails or probe fixtures. Automatically prints out faults.



2270




2230-1

IC Testers


Users find GenRad digital (1742, 1744) and linear (1740) IC testers easy to setup and operate to provide low-cost testing with faster IC throughput. Complete testing to vendor specifications assures you of a good IC and vendor correlation. The resultant reduction in board failures will often pay for the tester in months. Interfaces are also available to a variety of popular handlers.

Portable Field-Service Tester

Reduce your field service costs. The GR 2225 digital PC-board test system with automatic guided-probe diagnostics provides your field service engineer with on-site test and repair similar to that of your factory's production test department. Language translators convert your factory board test system programs to keep programming costs low. This shortening of the repair pipeline results in a dramatic reduction of large spare board inventories.



1742



1744



1740

circuits, modules, or PC boards ...
functional testing ...
or in the field ...

GenRad Test Equipment for you!


Functional Testers

The GR 1796 Dynamic Digital/Analog Test System for parametric, high-speed digital and analog testing is designed to diagnose your most complex state-of-the-art PC boards. Like digital boards using LSI chips such as microprocessors, RAMs, ROMs and UARTs. High speed driver/sensors (dc to over 1.5 MHz), sophisticated analog stimulus and measurement modules, and a flexible switching matrix and PCB interface capability are just a few technical highlights that this versatile system provides.

The GR 1799 Digital/Analog Test System is a fully integrated system in the medium-price range for functional testing of digital, analog and hybrid PC boards.

Composed of specially designed and selected modules and system components, this combination, integrated into one total system, provides faster testing and operation, easier programming and greater expandability.

The low cost GR 1795-HD and -FD Logic-Circuit Test Systems are ideal for the smaller manufacturing operation or for operations requiring additional production capacity for testing digital PC boards. With automatic program-generation and complete diagnostic capabilities, you can realize a new cost effectiveness as provided by this computer-controlled, simulator-based system.

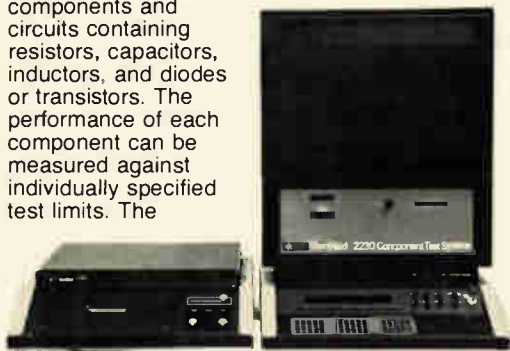


Component Testers

The GR 2230 is a fully automated, user programmable, bench-top system which reduces the time and cost of testing components, networks and modules. Its flexibility permits rapid mixed measurements on sequenced reeled components and circuits containing resistors, capacitors, inductors, and diodes or transistors. The performance of each component can be measured against individually specified test limits. The

versatility of the system is being realized in a broad range of applications from component manufacturers in production test to component users in incoming inspection departments.


Measuring impedance of passive components such as capacitors, resistors and inductors is fast and simple with a low-cost, high performance micro-processor-based Digibridge™. The GR 1657 and 1658 offer measurement of R, L, C, D and Q at test frequencies of 1 KHz and 120 Hz. The 1-MHz GR 1687 measures Ls & Q, Cs & D, Cs & Rs, Cp & Gp. The 1658 and 1687 keyboard models feature ten automatic limit comparison bins for sorting and selectable test speeds plus an optional IEEE 488 bus/handler interface.



- 300 Baker Avenue, Concord, Massachusetts 01742
- Atlanta 404 394-5380
 - Boston 617 646-0550
 - Chicago 312 884-6900
 - Dallas 214 234-3357
 - Dayton 513 294-1500
 - Los Angeles 714 540-9830
 - New York (NY) 212 964-2722
 - (NJ) 201 791-8990
 - San Francisco 408 985-0662
 - Washington, DC 301 948-7071
 - Toronto 416 252-3395
 - Bourne End (UK) (06285) 2 66 11



GenRad




Adjustable Flat-Pack Socket/Carrier Systems

Versatile TEXTOOL test systems accept wide range of "non-standard" flat-pack packages with 24 to 44 leads.

TEXTOOL's expanded series of adjustable flat-pack socket/carrier systems are designed to test most "non-standard" packages for which no suitable system is readily available.

Like all TEXTOOL sockets/carriers, these systems offer maximum device protection. The contacts give firm wiping action, but do not damage device leads. The carrier completely protects the device (with either flat or formed leads) and offers a fast, efficient method of testing or aging.



The sockets have a lid design that eliminates shorting against contacts and which will not separate from the socket body under normal usage. Other significant features include integral chassis mounting holes and minimum lid overhang at the back of the socket to permit maximum PC board mounting density.

TEXTOOL's socket/carrier system series accepts a wide range of package sizes from 24 to 44 leads, thus offering test versatility previously unavailable.

Detailed technical information on TEXTOOL's expanded line of adjustable flat-pack socket/carrier test systems is available on request.



PRODUCTS, INC.

1410 W. Pioneer Drive • Irving, Texas 75061
214/259-2676

People

Zschau takes the helm at the AEA

Getting the Government to reduce the paperwork that plagues electronics companies engulfed in a morass of Federal regulations is a high priority of the American Electronics Association. So says its new chairman, Edwin V. W. Zschau.

Zschau, who is also chairman of Systems Industries Inc., Sunnyvale, Calif., a minicomputer equipment maker he founded in 1968, knows the problems firsthand. "My own company has fewer than 300 employees, yet we spent weeks the last two years working on a two-inch-thick affirmative-action manual," he relates.

The form of forms. "The concern of this regulatory activity is not with what we're actually doing in hiring minority and disadvantaged employees but with the form of the manual," he continues. Part of the problem was that a new inspector did not like the manual approved by the previous inspector. Such Government red tape consumes an incredible amount of time, especially for small companies whose only other choice is to ignore Federal contracts entirely, Zschau contends.

He wants the association, headquartered in Palo Alto, Calif., to identify the areas where regulations are not fulfilling their purpose and work to eliminate them. The AEA will also continue to lobby for legislation it considers vital, as it did in testifying in favor of legislation to reduce the capital gains tax and to ease customs procedures.

Effective. Zschau believes the electronics industry is perceived as being a responsible and effective lobbyist. He attributes this effectiveness to having "done our homework and to relying on executives who have the perspective to discuss issues with elected officials."

Other issues likely to involve the AEA are the legislative efforts to reform the Communications Act—"we're pushing for more open competition" with AT&T, he says—and to change cost-accounting procedures



Opposed. People should speak out against Government red tape, says Edwin Zschau.

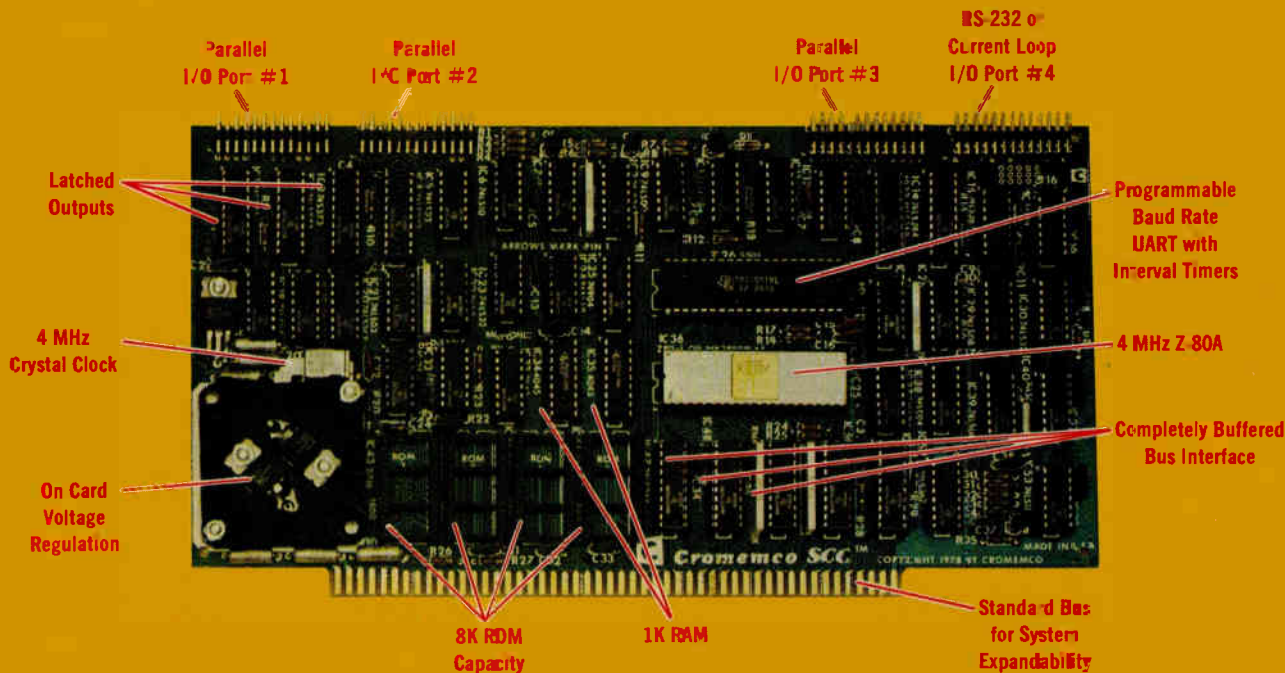
applied to Government procurement contracts. On trade matters, Zschau promises that the association will also be heard from.

Besides lobbying, "the other purpose of the association is helping companies build successful businesses," Zschau points out. More than two thirds of the AEA's 1,000-plus member companies have fewer than 200 employees. When his term ends in November 1979, he says, he would like to look back and see that the association not only provided leadership on the state and Federal level, "but also helped member companies become successful, particularly the small ones."

Third World will want photovoltaics: Varian's Maget

Look for the first large markets for photovoltaic solar cells to start opening up in developing areas of the world, rather than in the United States, says Henri J. R. Maget, recently appointed to the new position of corporate director of solar energy at Varian Associates, Palo Alto, Calif. Lacking an established electrical grid, countries in places like Central Africa and the Middle East will be eager to apply solar arrays, he says.

Eventually, solar energy will furnish about 2% to 3% of U. S. energy requirements, he believes, representing "a multibillion-dollar business in which the investment will be



The single card computer with the features that help you in real life

COMPLETE COMPUTER

In this advanced card you get a professional quality computer that meets today's engineering needs. And it's one that's complete. It lets you be up and running fast. All you need is a power supply and your ROM software.

The computer itself is super. Fast 4 MHz operation. Capacity for 8K bytes of ROM (uses 2716 PROMs which can be programmed by our new 32K BYTESAVER® PROM card). There's also 1K of on-board static RAM. Further, you get straightforward interfacing through an RS-232 serial interface with ultra-fast speed of up to 76,800 baud — software programmable.

Other features include 24 bits of bi-directional parallel I/O and five on-board programmable timers.

Add to that vectored interrupts.

ENORMOUS EXPANDABILITY

Besides all these features the Cromemco single card computer gives you enormous expandability if you ever need it. And it's easy to expand. First, you can expand with the new Cromemco 32K BYTESAVER PROM card mentioned above. Then there's Cromemco's broad line of S100-bus-compatible memory and I/O interface cards. Cards with features such as relay interface, analog interface, graphics interface, optoisolator input, and A/D and D/A conversion. RAM and ROM cards, too.



Card Cage



32K BYTESAVER PROM card

EASY TO USE

Another convenience that makes the Model SCC computer easy to use is our Z-80 monitor and 3K Control BASIC (in two ROMs). With this optional software you're ready to go. The monitor gives you 12 commands. The BASIC, with 36 commands/functions, will directly access I/O ports and memory locations — and call machine language subroutines.

Finally, to simplify things to the ultimate, we even have convenient card cages. Rugged card cages. They hold cards firmly. No jiggling out of sockets.

AVAILABLE NOW/LOW PRICE

The Cromemco Model SCC is available now at a low price of only \$450 factory assembled (\$395 kit).

So act today. Get this high-capability computer working for you right away.



Cromemco

INCORPORATED

Specialists in computers and peripherals

280 BERNARDO AVE., MOUNTAIN VIEW, CA 94040 • (415) 964-7400



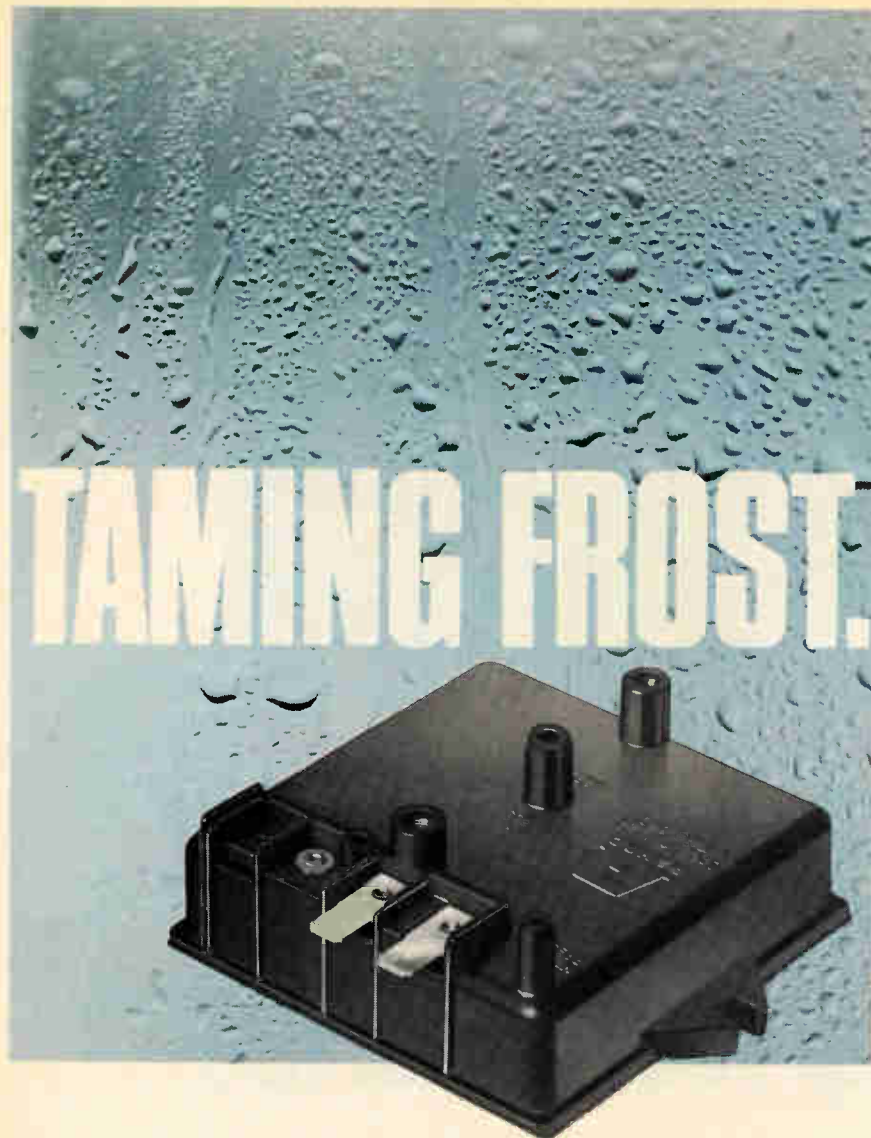
New cell. Henri Maget is counting on photovoltaic cells made of gallium arsenide.

large." And he adds, "We're talking about a breakthrough in costs by the end of the 1980s."

Slow but sure. In the meantime, "you don't want to force the technology in the near term to meet criteria that can't be done economically and create a credibility problem with the public," continues the French-born holder of a Ph.D. degree in chemistry. You don't want oversell."

For Varian, success will come when the overall cost of the supporting system hardware is reduced enough to offset the cost of the more expensive but more efficient aluminum-gallium-arsenide cells it will be using [*Electronics*, July 20, p. 42]. The company believes it can hit cost goals by packing the cells more densely and by more effective systems design. Varian is the only one of more than 15 companies in the Department of Energy's solar concentrator program to pursue gallium-arsenide cells.

Maget, previously manager of business development at United Technologies Inc.'s Chemical Systems division in Sunnyvale, Calif., likens the present state of the photovoltaic business to the situation during much of the 11 years he spent helping develop fuel cells in General Electric Co.'s direct energy conversion operation. Both programs seek better energy conversion, but fuel cells had a big cost problem because of the expensive electrode material. With solar energy, though, "you don't have the materials problem, so you don't need the same kind of breakthrough," he says. □



This molded case of Plenco 509 houses Ranco's Pressure Sensor.

The Ranco D20 Pressure Sensor is the prime controller of a demand defrost system that "uniquely overcomes the limitations of heat pump and refrigerator defrost controls," according to the manufacturer, Ranco Controls Division, Columbus, Ohio.

Housed in the Plenco phenolic molded case is a new Ranco-developed bellows-like pressure monitor of extreme sensitivity, as well as switches and other electrical-mechanical components.

"We use your Plenco 509," reports Ranco, "because our molder, The Plastic Moldings Corp., Cincinnati, Ohio, recommended the compound's moldability for this specific design configuration."

An electrical-grade thermoset, 509 Black also offers fast cure, good dimensional stability, good heat resistance, and performs well in compression, transfer and injection molding methods.

Call us at (414) 458-2121 about your particular molding problem or application. You'll always find us sensitive to your needs.

PLENCO
THERMOSET PLASTICS

PLASTICS ENGINEERING COMPANY
Sheboygan, WI 53081

Through Plenco research... a wide range of ready-made or custom-formulated phenolic, melamine-phenolic and alkyd thermoset molding compounds, and industrial resins.

SSR UPDATE

AC Solid State Relays: We have more answers than you have questions.



Whatever your AC solid state relay switching problem, the odds are we have the answer sitting on our shelf. With more than 90 different models ready to meet your needs, you have to look long and hard to find a problem we can't answer.

The features tell the story. Voltage ratings up to 800V peak. Steady state load current ratings up to 40 Amps. High transient immunity. Optical isolation. Zero cross-over switching. A variety of packages for pc board, chassis or heat sink mounting. Even a family of military SSRs designed to meet MIL-R-28750. It's industry's most complete line of AC SSRs.

If you still can't find your answer, we'll help you. The industry's most experienced engineering staff is available to give you applications support. After all, the more effectively you use our solid state relays, the better off we both are. So call or write us today, and tell us your problem.

 **TELEDYNE RELAYS**

3155 W. El Segundo Blvd., Hawthorne, CA 90250 • (213) 973-4545

Circle 17 on reader service card

“Nothing



“We measure success by semiconductor memory systems delivered. 2 billion bytes.”

As the largest independent supplier of semiconductor add-on and add-in memory in the United States, Intersil has delivered over 2 billion bytes of semiconductor memory. Both systems and modules. Many people think of us as leaders in semiconductor technology. And they're right. Today, as a result of the 1976 merger between Intersil and Advanced Memory Systems, Intersil is one of the largest forward integrated semiconductor firms in the U.S.A. That means we can offer both advanced semiconductor devices and a full range of memory systems. IBM compatible add-on memory systems. Other large scale main-frame memory systems. General purpose memory modules. Core Replacement modules. Add-in memory. Plus, custom memory products. 2 billion bytes delivered to date.

OEM SYSTEMS.

Intersil's standard and custom OEM memory systems product applications range from terminals and cash registers to medical systems and large, general purpose computers. And, from single memory cards to entire memory systems.

Intersil Modular Memory Systems (IMM): Designed for medium to large systems applications, the systems offer from 64K to 4096K bytes of rack mountable memory complete with power and chassis. Modular memory systems are available with numerous options to facilitate their use in a wide variety of applications. **RAMSTAK™** General Purpose Memory Cards that offer storage capacity from 16K × 20 to 128K × 24. Designed for small to medium scale systems applications, the cards are compatible with industry standard core memory cards. Timing and control are self-contained. RAMSTAK cards are available using 4K, 8K, and, will soon be offered with 16K Dynamic RAMs.

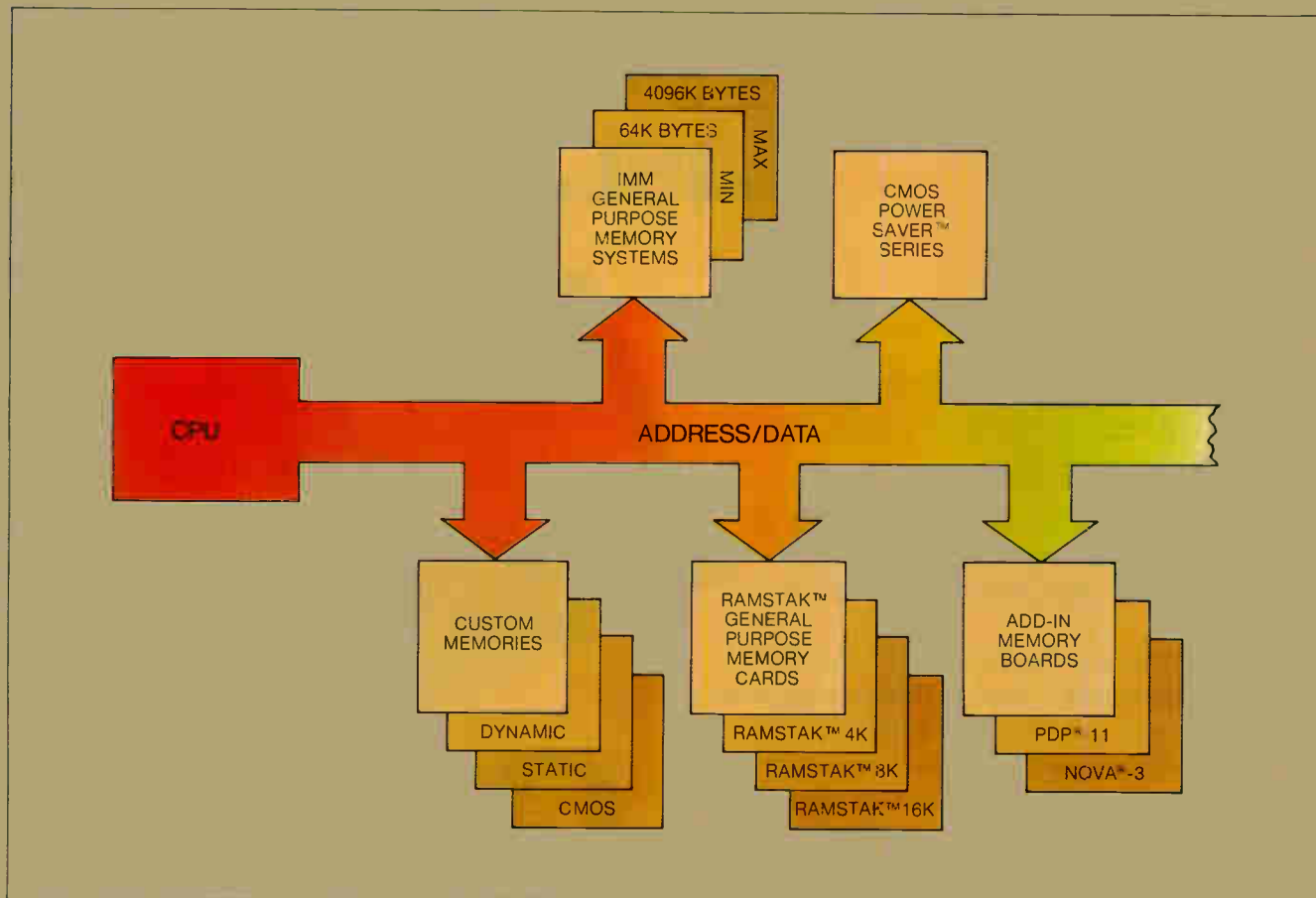
CMOS Power Saver™ Memory Cards: Dissipating only 2.5 watts at 5V, Power Saver cards offer 16K × 8 MOS memory on a single 7" × 14" card. 300ns access. TTL compatible. And, Power Saver Memory Cards include on-board battery backup.

NEW ADD-IN MEMORIES.

Intersil has introduced a new series of standard add-in storage modules for the DEC PDP-11 and Data

succeeds like success™

Alexandre Dumas, Père
1802-1870



General Nova[®]-3 families of minicomputers. Naturally, both systems are totally hardware and software compatible with their host computers.

CUSTOM MEMORY.

Our standard products offer answers to most memory requirements. But many customers have unique requirements. For 10 years, we've specialized in the design and development of custom memories. Tested them. Burned them in. And delivered them. In volume. On time. With proven reliability.

FROM SUCCESS TO SUCCESS.

First it was mainframe memory. Then general purpose modular memory systems and CMOS memory cards. Next, system compatible add-in memory for the PDP[®]-11 and Nova[®]-3 minicomputer families. And from there, to even more cost effective memory systems. Because nothing succeeds like success.

*DEC and PDP are registered trademarks of Digital Equipment Corporation

®NOVA is a registered trademark of Data General Corporation.

™RAMSTAK is a trademark of Intersil Incorporated.

™Power Saver is a trademark of Intersil Incorporated.

CALIFORNIA: Sunnyvale (408) 744-0618, Long Beach (213) 532-3544
 COLORADO: Aurora (303) 750-7004 • FLORIDA: Fort Lauderdale (305) 772-4122 • ILLINOIS: Hinsdale (312) 986-5303 • MASSACHUSETTS: Lexington (617) 861-6220 • MINNESOTA: Minneapolis (612) 925-1844 • NEW JERSEY: Englewood Cliffs (201) 567-5585 • OHIO: Dayton (513) 866-7328 • TEXAS: Dallas (214) 387-0539 • CANADA: Brampton, Ontario (416) 457-1253/55

INTERSIL

E102678

Microsystems
 10710 North Tantau Avenue, Cupertino, CA 95014
 Tel: (408) 743-4442 TWX: 910-339-9369

Send me information on:

- | | |
|--|--|
| <input type="checkbox"/> Intersil Modular Memory Systems (IMM) | <input type="checkbox"/> PDP [®] -11 add-in memory |
| <input type="checkbox"/> RAMSTAK [™] General Purpose Memory Cards | <input type="checkbox"/> Nova [®] -3 add-in memory |
| <input type="checkbox"/> CMOS Power Saver [™] Memory Cards | <input type="checkbox"/> Custom memory products |
| | <input type="checkbox"/> Please enclose your Alexandre Dumas poster. |

Name _____ Title _____

Company _____

Address _____

City _____ State _____ Zip _____

Country _____

Design your smart product fast.

1 Start your microprocessor-based product with HP's 2649A.

It's an 8080 MPU, CRT, display subsystem, power supply and 15-slot backplane, all in a good-looking case.

You choose the RAM, PROM, ROM, serial or parallel I/O, dual cartridge tape drives or keyboard you need for your product.

Then take advantage of our standard firmware, including utility subroutines for data display manipulation, keyboard data transfer and

switch translation, communications protocol. It's software you don't have to write and debug.

2 Study our documentation to understand the 2649A.

Our 2649A hardware and firmware documentation was written by engineers who know the 2649A inside and out. Because they designed it.

For easy reference, its 1,800 pages are organized in two volumes like an encyclopedia. So, for example, if you need the pin assignments for our keyboard interface module, it's easy to look up. And you'll find the details in the words of the engineer who designed it.


The more you know about our product, the less time you'll spend on yours.

3 Write, assemble and debug your software on the 13290B Development Terminal.

The 13290B has a source program editor so you can quickly write 8080 assembly language programs. A resident assembler to convert source programs into 8080 object code. 64K bytes of RAM as a test bed for your software. And a friendly, interactive debug program that lets you watch your program run step by step, in mnemonics, not ones and zeroes.

And because the 13290B is a 2649A, your program runs in your product's environment, which is a big help if timing or execution speeds are important.

It's probably the only development tool you'll need.



4 Get hands-on experience at our 2649A workshop.

Monday morning we'll ask you about your product. Then we'll spend five days showing you how to use the 2649A, 13290B and documentation to make it.

Of course, in just five days you probably won't be able to design your product completely. But by Friday night you'll have a good head start.

5 Send us this coupon.

We'll tell you more about how HP's 2649A OEM Support Program will help you design your smart product fast.

Name _____ Title _____

Company _____

Address _____

City/State/Zip _____ Phone _____

My smart product is _____

Mail to: Hewlett-Packard, Attn: Ed Hayes, Marketing Manager,
Data Terminals Division, Dept. 626,
19400 Homestead Road, Cupertino CA 95014.

HEWLETT  PACKARD

Trade with Japan and other misunderstandings

During the visit to Japan earlier this month by the 138-member U. S. export development mission, it was disconcerting to witness the apparent lack of communication between Japanese officials and the American leaders—Secretary of Commerce Juanita Kreps, mission leader Mark Shephard Jr. of Texas Instruments Inc., and Frank A. Weil, assistant commerce secretary.

For example, the Americans repeatedly stated that the Japanese must remove nontariff barriers in order to permit more participation in their markets by U. S. manufacturers. But the Japanese either refused to recognize the problem or else insisted that matters such as complex distribution systems and unfamiliar safety standards were simply part of the complicated task of doing business in Japan.

Japan pointed to its International Balance of Payments Countermeasures headquarters, now called simply Reduce-the-Surplus headquarters, as a sign of good faith. This group has a supplementary budget of 45 billion yen (\$243 million at current exchange rates) to spend in America for medical equipment and aircraft. However, this fund is nowhere near the multibillion dollar procurements of the Nippon Telegraph and Telephone Public Corp. and the Japan National Railways that are “closed” to foreigners. Instead, these public corporations have “families” of domestic suppliers that get the business. Indeed, American computer companies in particular would love to get a piece of NTT’s procurement pie, but chances are rather slim since the Japanese government claims to have no influence over the telephone company. This response is somewhat hard to believe since the government approves NTT’s annual budget.

Nevertheless, the dozen or so electronics companies that participated in the trade mission should not feel discouraged. Perhaps

arriving in a group is not the best way to open business with Japanese companies, but it’s a first step.


More important, there are Japanese companies that want to see what the Americans have to sell, and the publicity the mission attracted was good. One major business-machines producer, for instance, is considering buying computer terminals and modems from the U. S., an about-face from the days when American consumer electronics firms were purchasing OEM, private-label goods made in Japan. The arrival of the mission provided an opportunity to explore this interest. Now that the initial fact-finding contacts have been made, there is more hard work ahead. One very real trade barrier is Japanese doubt about American quality control. Another problem is establishing a presence in Japan.

The need for full commitment was quite apparent at the Japan Electronics Show this month. What the American trade delegates who attended saw was a sparse crowd in the hall set aside for foreign booths, where firms such as National Semiconductor, GenRad, Mostek, and Fluke got tiny spaces in their sales reps’ exhibits. But they saw large crowds at the Texas Instruments booth, located in the hall for domestic components companies. And, if they had their business antennas carefully aligned in the domestic halls, they would have met Japanese ready and eager to “buy American” for specific products. If nothing else, the trade mission has come away with information on what the Japanese want to buy; next is to figure out how best to sell it. As TI’s Shephard aptly pointed out, “the best way to become an export-oriented nation is to increase dramatically the number of exporting firms.” Then he cautioned that the Japanese market is tough. “It is not a vacuum waiting for U. S. products.”

PRO-LOG makes it easy to board the STD BUS.

Introducing the STD BUS, the simplest based microprocessor system ever made. STD means Simple To Debug, Simple To Develop, Swift To Deliver.

The new STD BUS—8-bit microprocessor systems built around a standard based motherboard which allows any card to work in any slot. Thus you can change the function of your system, the memory type, even the



microprocessor type by simply exchanging one card for any other. The STD BUS is 56 lines wide and is compatible with Pro-Log's standard 4 1/2-inch by 6 1/2-inch edge-connected cards.



It's supported by both Pro-Log and MOSTEK and freely available to the industry.

A whole new card series available for use with the STD BUS.

Our new 7000 Series 8-bit systems were specifically designed for use with the STD BUS. We have cards in limited quantities now, in production quantities in January.

Buy 250 of any one card, and we give you free the plans for that card and non-exclusive manufacturing rights so you can build it yourself.

In addition to cards, we also make a 1/2 or 1/4 rack card cage. It includes motherboard, card edge connectors and mounting brackets.

Every part in our systems is or soon will be a second-sourced industry standard which means that if you produce our systems yourself, you'll never have to worry about the availability of sole-sourced parts. Through cross licensing arrangements, MOSTEK will also be building most of our cards giving you yet another source of supply.

Learn about the STD BUS and our 7000 Series Systems.

Send for our Microprocessor User's Information Packet. Pro-Log Corporation, 2411 Garden Road, Monterey, CA 93940. Phone (408) 372-4593.

CARDS AVAILABLE NOW
Z-80 PROCESSOR • 8085 PROCESSOR
16K BYTE 2716 EPROM MEMORY • 16K BYTE STATIC RAM MEMORY
TTL INPUT PORT CARD • TTL OUTPUT PORT CARD
TTL INPUT/OUTPUT PORT CARD
TRIAC OUTPUT CARD
MOTHERBOARD 1/2 RACK • MOTHERBOARD 1/4 RACK
• CARD EXTENDER • GENERAL UTILITY CARD • UTILITY DIP CARD
WE ARE DEVELOPING ADDITIONAL CARDS IN THESE CATEGORIES
PROCESSOR • MEMORY • DIGITAL I/O • SERIAL I/O
ANALOG I/O • PERIPHERAL I/O • INDUSTRIAL I/O

Watch for announcements as new cards become available.



Microprocessors at your fingertips.

Performance makes the difference in...



Model 321 Wideband Phase Angle Voltmeters

• High Reliability • High Performance

For 10 Hz to 100 kHz Measurements of:

- In Phase Voltage
- Total Voltage
- Quadrature Voltage
- Fundamental Voltage
- Phase Angle

The Model 321 features high harmonic and noise rejection, reference AGC, a unique digital phase detector and 0.5° phase angle accuracy over a wide frequency range.

CALL OR WRITE FOR
COMPLETE SPECIFICATIONS.



NORTH ATLANTIC
industries, inc.

60 Plant Avenue. Hauppauge, New York 11787
(516) 582-6500/TWX: 510-227-9660/Cable: NO ATLANTIC



Meetings

Computer Security Conference and Exhibition, Computer Security Institute (Hudson, Mass.), Statler Hilton, New York, Nov. 6-8.

Chicago Fall Conference on Consumer Electronics, IEEE, Ramada O'Hare Inn, Rosemont, Ill., Nov. 6-8.

12th Annual Asilomar Conference on Circuits, Systems, and Computers, IEEE, Asilomar Hotel, Pacific Grove, Calif., Nov. 6-8.

Electronica 78—The Eighth International Trade Fair for Components and Assemblies in Electronics, Munich Fair Association, Fairgrounds, Munich, West Germany, Nov. 9-15.

Eighth International Congress on Microelectronics, IEEE, Fairgrounds Congress Hall, Munich, Nov. 13-15.

CompSac 78—Second International Computer Software and Applications Conference, IEEE, The Palmer House, Chicago, Nov. 13-16.

Gomac-78—Government Microcircuit Applications Conference, U.S. Department of Defense (for information, contact Robert D. Larson, Wright-Patterson Air Force Base, Ohio), Del Monte Hyatt House, Monterey, Calif., Nov. 14-16.

24th Conference on Magnetism and Magnetic Materials, IEEE, Stouffer's Inn, Cleveland, Nov. 14-17.

Annual Assembly, Radio Technical Commission for Aeronautics, Sheraton National Motor Hotel, Arlington, Va., Nov. 16-17.

Symposium on Computer-Aided Design of Digital Electronic Circuits and Systems, The Commission of the European Communities (for information, contact Keness Belgium Congress SA, Brussels), Hilton Hotel, Brussels, Nov. 27-29.

Autotestcon 78, International Automatic Testing Conference, IEEE, Hilton Mission Bay Hotel, San Diego, Calif., Nov. 28-30.

How you can get Z80 power for \$171.

Mostek's MD Series™ lets you control system functions and cost.

Design Z80 systems fast and economically with Mostek's MD Series of OEM microcomputer boards. Choose either MD stand-alone boards or expandable MDX boards — both on compact 4.5" x 6.5" cards.

The MDX boards are modularized by function. This reduces system cost since you buy only the functional modules you need. And you can use any combination of MDX cards because all MDX cards are STD BUS compatible.

The STD BUS is a unique second-sourced motherboard interconnect

Mostek's Micro Design Series

MDX Module	Price*	MDX Module	Price*
CPU1	\$171.00	SIO	\$171.00
8K DRAM	180.00	PIO	164.00
16K DRAM	223.00	EPROM/UART	148.00
32K DRAM	410.00		
		MD-SBC1	194.00


*100 lot quantities

system designed to handle any MDX card in any card slot. This reduces hardware design time letting you concentrate on application software.

The MD stand-alone microcomputer boards are also Z80-based. The MD-SBC1 features 8K x 8 EPROM; 2K x 8 RAM; two 8-bit input ports; three 8-bit output ports; two interrupt inputs; and single +5 Volt power supply.


For more information, call or write Mostek, 1215 W. Crosby Rd., Carrollton, TX 75006; phone 214/242-0444. In Europe, contact Mostek Brussels; phone (32) 02/660.25.68.

MOSTEK.



© 1978 Mostek Corporation

Think fast! Which microcomputer does Mostek make?



Single-chip microcomputer




Z80 Combo Chip



AID-80F software




SD Series



Single-chip microcomputer



CRT and line printer



Single-chip microcomputer



Z80 Central Processing Unit



MK 3874 — an EPROM 3870.



Mostek makes all these microcomputers. Surprised? The fact is Mostek has the capability and support to solve almost all your microcomputer design needs.

That means you can get components, microcomputer boards, and complete development systems — whatever it takes to develop your design idea.

All from Mostek. The company that's engineered some of the most exciting products around.

Like the industry-leading 3870 family of single-chip microcomputers. Or the new Combo™ Chip which gives you Z80 power with fewer components. And Mostek's latest introduction, the MD Series™, is a unique Z80-based family of modular microcomputer boards.

Plus you only need one development system, Mostek's AID-80F™, to develop and debug software for Mostek's entire product

line. BASIC and FORTRAN are also available for use on the AID-80F.

Mostek's commitment to microcomputers goes far beyond products. There are also field application engineers, factory support, complete documentation, and much more.

So when you're designing with microcomputers, call or write the microcomputer company: Mostek, 1215 W. Crosby Rd., Carrollton, TX 75006; phone 214/242-0444. In Europe, contact Mostek Brussels; phone (32) 02/660.25 68.

MOSTEK



MD Series




AID-80F




Z80 Counter/Timer Circuit



Software development boards



Z80 Parallel Input/Output



Single-chip microcomputer



Z80 Direct Memory Access



Z80 Parallel Input/Output



How to tell a clad connector

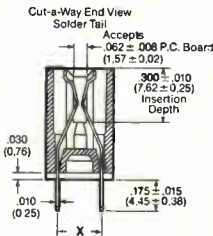
It's easy to think of connectors as all being pretty much the same. But actually, there are significant differences between ordinary connectors and clad connectors.

For example, the shortcomings of connectors with monometal contacts have long been known.

Alloys, though more versatile than monometals, haven't been able to provide the range of characteristics demanded by today's applications.

And most gold platings, such as flash gold, are too thin for any kind of durability. They tend to be porous and vulnerable to abrasion and intermittencies. And they're wasteful and costly, because you really need gold only at the point of contact.

The optimum solution, then, would be a combination of metals that provide the exact characteristics required for the specific application. As of today, there is only one way to produce such a combination.



Cross section of a 3-layer pressure-bonded composite metal.

can almost always offer our clad connectors for less than you'd pay for an ordinary connector.

And because we manufacture our connectors from start to finish at a single site, you not only get a *low priced* connector, but a *high quality* connector, too.

It's a bonding process pioneered and developed by Texas Instruments. And it's called cladding.

The clad difference.

Basically, a clad metal is two or more metals bonded at the molecular level into a composite. There's no need for intermediate adhesives or brazing alloys. It's simple, it's clean and it's permanent.

In TI connectors, a strip of metal – the “contact” metal, usually gold – is bonded as a *50 to 75 micro-inch* inlay to a base “spring” metal.

When the connector is fabricated, the gold inlay appears at the point of contact, the only place it's needed. So even though it's non-porous, much thicker and far more reliable than gold plating, we


Our toughest customer.

The technique of bonding one metal to another is simple in concept but difficult to execute. This probably explains why there are so few manufacturers of clad metal. Of these manufacturers, TI is far and away the



Clad metal strip material

from an ordinary connector.



Clad metal strips are stamped into contacts by high speed presses.

largest in the world. We are also the largest semiconductor manufacturer, which gives us an intimate knowledge of connectors and their electrical requirements. So as we developed our clad metal capability, we were able to apply it intelligently and immediately to our

Custom features, standard prices.

TI's gold inlay is easy to spot. But there are other features, usually associated with customized connectors, that aren't so easily seen. These features come with all standard TI connectors and sockets, along with off-the-shelf availability. They include the following:

A special edge grip contact design that maximizes contact pressure and permits fast, positive insertion.

Face grip contacts that provide

- Clad metal is:
- More conductive
 - More durable
 - Non-porous
 - Wrought
 - Homogeneous
 - More reliable
 - More dense
 - Less costly

customers with such problems. And chances are, we can help you, too.

Ask for our catalog. It's beautiful and it's free.

Now that you know there's a big difference between clad connectors and ordinary connectors, you'll probably want to

see what we have to offer. We have a fascinating catalog - "The Texas Connection" - that tells



connectors. And since we use our own connectors in many of the products we make, we get direct and rapid feedback from one of the most exacting manufacturers in the electronics industry. In short, we're our own toughest customer. Which is why our connectors have to be the best.

excellent insertion/withdrawal force ratios.

Pre-loaded contacts for faster, easier production insertion of IC's.

And individually replaceable contacts which can be changed without removing an entire socket from its mounting.

In most cases you'll be able to find the connector you need among our standard offerings. But if you have a complex or unusual application that calls for a custom-designed connector, tell us about it. We've helped hundreds of



Fire assay helps Texas Instruments metallurgists determine precious metal purity, fundamental to achieving high reliability.

the whole story about TI clad connectors - and sockets - and presents the products in detail with accompanying descriptions, illustrations and specifications.

For a copy, just call or write Texas Instruments Incorporated, Connector Systems

Department, Mail Station 2-16, Attleboro, Massa-



H4 Series Edgeboard Connector

chusetts 02703. Telephone (617) 222-2800, extension 268, 269 or 7327.



Cross Section of H4 Series Edgeboard Connector


TEXAS INSTRUMENTS INCORPORATED

Ours: TCR equals ± 35 PPM/ $^{\circ}$ C typical. Theirs: Extra cost or unavailable.

New cermet resistive element gives A-B trimmers a standard TCR of ± 35 PPM/ $^{\circ}$ C typical. Plus a typical 1% CRV. Easy "set-and-forget" adjustability and unmatched stability over a wide temperature range. 6 trimmers, 10 ohms to 2.5 megs., 41 terminal options, variety of sizes, shapes and enclosures. Satisfies the majority of your trimmer applications. We have what you need. Our distributors have them when your need is now. Ask for Publications listed below.

TYPE	TCR LESS THAN 500 OHMS	RESISTANCE RANGE AND TOLERANCE	POWER RATINGS	OPERATING TEMPERATURE RANGE	PUBLICATION NUMBER
A	ALL ± 35 PPM/ $^{\circ}$ C TYPICAL	10 ohms to 2.5 megs $\pm 10\%$	0.5 W @ 85 $^{\circ}$ C	-55 $^{\circ}$ C to +150 $^{\circ}$ C	5238
D		10 ohms to 2.5 megs $\pm 20\%$	0.5 W @ 70 $^{\circ}$ C	-55 $^{\circ}$ C to +125 $^{\circ}$ C	5240
E		10 ohms to 2.5 megs $\pm 10\%$	0.5 W @ 70 $^{\circ}$ C	-55 $^{\circ}$ C to +125 $^{\circ}$ C	5219A
S		50 ohms to 1 meg $\pm 10\%$	0.5 W @ 85 $^{\circ}$ C	-65 $^{\circ}$ C to +150 $^{\circ}$ C	5208
*MT		100 ohms to 2.5 megs $\pm 20\%$	0.5 W @ 70 $^{\circ}$ C	-55 $^{\circ}$ C to +125 $^{\circ}$ C	5241
*RT		10 ohms to 2.5 megs $\pm 10\%$	1.0 W @ 40 $^{\circ}$ C	-55 $^{\circ}$ C to +125 $^{\circ}$ C	5237

*20 turns nominal. All others single turn.



Quality in the best tradition.



ALLEN-BRADLEY

Milwaukee, Wisconsin 53204

World Radio History

Japanese mission seeks to assuage semiconductor houses

While the United States government is organizing missions to Japan to promote exports, Japan is about to send a mission to the U. S. in hopes of easing the tension caused by its aggressiveness in American semiconductor markets. To this end, the chief executives of major Japanese semiconductor firms are holding **seminars in Palo Alto on Nov. 14 and in New York on Nov. 16.** Manufacturers involved are Hitachi, Fujitsu, Nippon Electric Co., Matsushita Electronics, Toshiba, Mitsubishi Electric, Tokyo Sanyo Electric Co., and Sharp.

In Palo Alto, mission head Toshihiko Kubo, executive vice president and director of Hitachi, will lead off the proceedings, followed by Robert Noyce, chairman of Intel Corp., who will present the American point of view. Talks will also be given by Charles Sporck, president of National Semiconductor Corp., and by deputy mission head Shoichi Akazawa, vice president and director of Fujitsu Ltd.

Wyle's Spiegel sees signs of double ordering

Is "double ordering" of some electronic components from multibranch distributors, often the first sign of overheated business conditions, starting? At least one distributor executive believes it may be. **"Our bookings for memories are double our shipping rate,"** observes Sidney L. Spiegel, group vice president of western-based Wyle Distributors Group. He and other distributors keep close tabs on double ordering, which overstates demand and skews business projections. It reached record levels preceding the 1974-75 recession, but in today's confusing marketplace, it's still not clear whether the memory shortage is repeating history, he admits.

Motorola to talk about 6800 at Munich

With samples scheduled for 1979's first quarter, Motorola Inc. is going ahead with plans to reveal additional details on the MC 6800 at the big Electronica show in Munich, Nov. 8-10. **Billed as the first 16-bit micro-processor to offer various 32-bit capabilities,** the 6800 won't be available in large-volume quantities until the second half of 1979.

32-digit LCD on one substrate coming from Crystaloid

The first liquid-crystal display to hold 32 alphanumeric digits (0.284 inch high) on a single substrate has been introduced by Crystaloid Electronics Co. of Hudson, Ohio. Arranged in a multiplexed 5-by-7-dot matrix scheme, all of the unit's **control and drive circuitry is on a board mounted in back of the 7.5-in.-long display.** The complete unit sells for \$395, while the LCD without circuitry goes for \$75. Meanwhile, Static Systems Corp., New York, N. Y., has announced a 64-character LCD for \$95, built to its specifications by Crystaloid. Both displays are slated to displace light-emitting-diode and plasma-discharge displays in word-processor terminals.

Xincom tester aims at high-speed ICs

Joining the firms offering systems to test the new generations of high-speed semiconductor memories (see p. 171), Fairchild Camera & Instrument Corp.'s Xincom Systems division is about to take the wraps off a 25-MHz memory tester. Designated the 5582, the system will be unveiled at next week's Annual Test Conference in Cherry Hill, N. J. It is designed **to test new emitter-coupled logic and high-performance MOS static random-access and read-only memories** requiring cycle times down to 40 ns and pulse widths of less than 10 ns, with fast rise and fall times.

System attains 1- μ m lines with through-lens feature

Printing LSI circuits with lines down to 1- μ m wide in a mass-production environment will be possible with a step-and-repeat lithographic system soon to be unveiled by Electromask Inc., Woodlands Hills, Calif. The model 700 "wafer stepper" attains its high resolution with a design that allows alignment directly through the lens on the wafer, without external reference targets, according to the company. **It provides layer-to-layer registration of 0.25 μ m** and handles 3-, 4-, or 5-inch wafers.

8-bit converter has interfacing logic on chip

Eyeing potential markets in home computer, instrumentation, and low-end process control applications, National Semiconductor Corp. is about to spring the first monolithic 8-bit analog-to-digital converter to have all microprocessor-interfacing logic on chip. **It takes no additional components to interface the Naked-8 with Intel 8080-class microprocessors**, including the Zilog Z80, and only one additional component for the Motorola 6800. Called the ADP 0801, the chip features a 65- μ s conversion time, 0.5% accuracy, and a low price: \$3 or less.

Schottky TTL from TI aims at speed, low power

Whether an application calls for blinding speed or super-low-power consumption, it will be covered by one of two new Schottky TTL families expected soon from Texas Instruments Inc. One line of parts will feature speed: gate delays below 3 ns are anticipated, though power dissipation may run to slightly more than 20 mw per gate. **But a second line is expected to offer typical power dissipation of 1 mw per gate**—half that of currently available low-power Schottky parts—with gate delays of about 5 ns. Fairchild Camera & Instrument Corp. recently began shipping samples of a new Schottky TTL family with typical 3-ns gate delays and 4-mw typical power consumption per gate.

Fairchild plans 9445 follow-on on 16-bit chip

A key part of Fairchild Camera & Instrument Corp.'s suit against Data General Corp. (p. 55) is the upcoming 9445, a follow-on to the 9440 16-bit microprocessor [*Electronics*, Jan. 5, p. 56] that will emulate Data General's Nova 3 computer, including its stack instruction features. Due in the second quarter of 1979, **the 9445 will have higher instruction speeds because of a full 16-bit-wide internal data path**, compared with the 9440's four 4-bit nibbles, and a very fast on-chip hardware multiply-and-divide circuitry, according to Thomas A. Longo, vice president and chief operating officer.

Addenda

Three former Mostek engineers who left to join the British-government-backed Inmos Ltd. **have now left to start their own firm in Dallas**, Micron Technology Inc., which will do engineering and graphics consulting. The three are Ward D. Parkinson, Dennis R. Wilson, and Douglas R. Pitman. . . . In another attempt to develop an electronic system for keeping track of railroad freight cars, **researchers are turning to fiber optics**. Union Pacific Railroad is trying a system from General Cable Corp. and Corning Glass Works. . . . Western Electric International Inc. of Greensboro, N. C. is negotiating to sell its latest digital toll switch, ESS-4, to Taiwan. . . . By 1983, the U. S. military and aerospace market for display systems will be \$1.8 billion, **nearly double last year's \$921 million**, says Frost & Sullivan Inc. of New York.

How to meet European suppression regulations without getting a lot of interference.



European countries have stringent interference suppression regulations for power line connected equipment. What's more, similar regulations are under consideration right now in the U.S.

Are you familiar with the requirements of VDE, SEV, EL, OVE and the other European agencies? Does your product meet all the requirements? And, how can you be sure?


Simply contact World Products, Inc., RIFA Division. We offer a complete family of across-the-line and line-to-ground suppressor capacitors that meet all the European specifications. Also a single package incorporating all three capacitors in a delta configuration.

We even have a new product line to meet the new IEC 65 across-the-switch suppression requirements.

In addition, extensive test facilities are available to qualified customers for evaluation of product interference levels.

If you want your product to meet all the European suppression requirements, go with the capacitor line that's number one throughout Europe.

Contact World Products, Inc., RIFA Division, 7625 Bush Lake Road, Minneapolis, MN 55435. Call (612) 835-2117.



PME 271 SERIES interference suppressor capacitors shown actual size.



**WORLD
PRODUCTS
INC.**

I'm interested in knowing more about your interference suppression capacitors which meet all European specifications.

My specific application is: _____

Name _____ Title _____

Company _____ Dept. _____

Address _____

City _____ State _____ Zip _____

Phone #: _____

World Products, Inc., RIFA Division,
7625 Bush Lake Road, Minneapolis, MN 55435

**More than a
than you might**

UART. Less imagine.

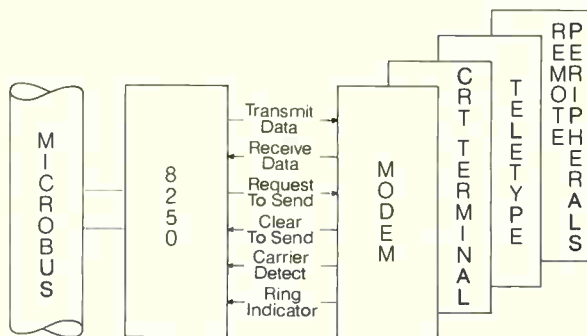
No mere UART can do what National's INS 8250 does. It provides a total asynchronous serial peripheral interface—replacing up to 50 IC's. So you actually get an entire board in one chip.

And you can use this chip with virtually any microprocessor. In virtually any application. Because we've made the INS 8250 MICROBUS™ compatible. We've designed in a programmable crystal-controlled Baud rate generator—it works at any asynchronous speed from DC to 56K Baud. And we've built in extensive modem control capability.

If you're concerned about total communications costs, no other asynchronous communications element can save as much board space. Or cut overhead so drastically.

And perhaps most important of all, the INS 8250 is in distributor stock right now. So you can use its many advantages in your very next design.

Discover more about the INS 8250 from National. You won't find a more complete asynchronous communications device for any less anywhere.



- Interface: All popular mpu's—through standard MICROBUS™ (including 8085, 8080A, Z80 and 6800).
- Baud Rate: Software-programmable generator allows division of any input clock by 1 to $(2^{16} - 1)$.
- Prioritized Interrupts: Independent transmit, receive, line status, and modem.
- Modem Control: Eight signals: CTS, RTS, DSR, DTR, RI, Carrier Detect, out 1 and out 2.
- Serial I/O: Programmable: 5-, 6-, 7-, or 8-bit characters. Even, odd or no-parity bit generation and detection; 1-, 1½-, or 2-stop bit generation.
- Other: Complete status reporting capabilities, on-chip crystal oscillator.

National Semiconductor Corporation
2900 Semiconductor Drive M/S 520
Santa Clara, CA 95051

Gentlemen:

I'd like to know more about your INS 8250. While you're at it, tell me more about peripherals for the 8080 and other microprocessors. And how about some data on your Complex Peripherals course and other microprocessor training, too.

Name _____
Title _____
Company Name _____
Address _____
City _____ State _____ Zip _____

 National Semiconductor

SUPER SCHOTTKY

Introducing FAST. The quick way to make tired logic feel young again.

Fairchild introduces the most revolutionary thing to happen to bipolar logic since TTL: Fairchild Advanced Schottky TTL. Soon to be known the world over as FAST.

FAST is a whole new Schottky TTL logic family that delivers up to 75% more speed than Low Power Schottky, up to 20% more speed than Schottky, but at only 25% the power of Schottky. So now you can drive more circuits with less power. And put the power you save to work somewhere else.

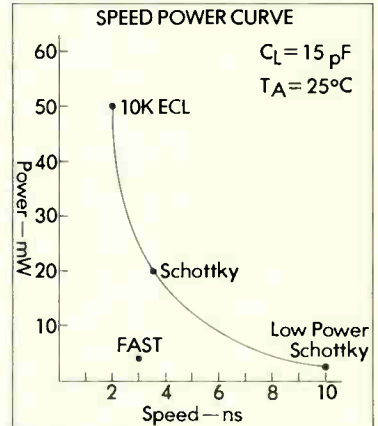
The thing that makes this performance possible is our time-proven Isoplanar process.

Give your TTL a boost.

If you're running with a Schottky/Low Power Schottky logic combination and you need more speed, you no longer have to go to ECL school to get there.

FAST cuts the speed difference between Schottky and 10K ECL to almost nothing. This gives you another generation of TTL logic. It drastically cuts design time.

And it gives you more years out of your existing equipment and logic designs.



Strengthen your specs.

FAST gives you external gate delays of 4-4.5 ns over the full commercial and military temperature and voltage ranges while driving 50 pF load capacitance. Internal gate delays are 1.5 ns and power consumption is typically 4 mW per gate function. Input thresholds are 1.5 V and output drive is identical to 20 mA Schottky.

To find out how to cost-effectively rejuvenate your TTL systems, just contact your Fairchild sales office, distributor or representative today. Or use the direct line at the bottom of this ad to reach our Digital Division. Fairchild Camera and Instrument Corporation, P.O. Box 880A, Mountain View, CA 94042. Tel: (800) 227-8158, (800) 982-5805 (in California). TWX: 910-379-6435.

FAIRCHILD

Call us on it.

Air Force working on single language for its computers

Jovial-based language will be used for weapons R&D and support; goal is to cut software costs drastically

Air Force developers of weapons-system computers and the commands that must support them are developing a single software language based on Jovial. The effort is described by Gen. Alton D. Slay, head of Air Force Systems Command, as "a frontal attack with our R&D dollars" designed "to cut our software costs radically."

Leading the development is Col. Robert F. Ziernicki, assistant deputy chief of staff/development plans. He is responsible for software systems architecture and integration.

How radically can software costs be cut without affecting system performance? Gen. Slay calls the savings potential "perhaps greater than any other single effort we can undertake." Col. Ziernicki concurs, noting that the cost of a single line of debugged software is now \$300 and that the operational flight program for a single system like the Precision Location/Strike System contains some 500,000 lines.

Under development. The ground-based PLSS, now being developed by Lockheed Missiles & Space Co., uses a Control Data Corp. AN/UYN-25 computer to process intercepted electromagnetic emissions received from enemy tactical air-defense radars for air-strike planning [*Electronics*, Oct. 27, 1977, p. 57].

Working with Col. Ziernicki at

Systems Command, which oversees development of aircraft, missiles and electronic systems, is the Air Force Logistics Command headed by Gen. Bryce Poe II at Ohio's Wright-Patterson Air Force Base, which is responsible for supporting more than 40,000 computer systems. If AFSC and AFLC can successfully use a single Jovial-based language for both weapons development and support, Gen. Slay sees the program spreading "across broad system classes like avionics, C³ [command/control/communications], space, and armaments." It also "opens the possibility of sharing development and support networks, conserving scarce personnel skills, and even reusing software programs across systems."

Also heavily involved in the development of the single language called J-73/I, says Col. Ziernicki, are New

York's Rome Air Development Center and Ohio's Air Force Avionics Laboratory. The first is working on the language itself, the second on the evolving language's instruction set on the AN/AYK-16A computer used in the Digital Avionics Information System for cockpits of the future, now in development [*Electronics*, Feb. 6, 1975, p. 76].


Timetable. J-73/I, as a first-stage derivative of Jovial, will serve as "an interim language," says Ziernicki, until the Defense Department is able to implement its standard triservice language known as DOD-1 [*Electronics*, June 10, 1976, p. 45]. Present estimates are that this will take another five to six years. In the meantime, the joint AFSC/AFLC project is proceeding with J-73/I since it will give Air Force users experience with "proper programming requirements" and "development and sup-

Can Jovial spell DOD-1?

Jovial is a 20-year-old computer language developed for Air Force command-and-control applications by Systems Development Corp.'s Jules Schwartz. A block-structured programming language like predecessor Algol, Jovial derives its acronym from the name of its developer: Jules' Own Version of the International Algebraic Language. It is regarded as the first general-purpose programming language by its Air Force advocates.

Jovial was the Air Force entry in the Pentagon competition to come up with DOD-1, a planned single tactical-systems language that will be used by all three services. It seemed to have lost that competition, which is aimed at putting the brakes on escalating military software-hardware cost ratios that now stand near 9:1.

Now, with the disclosure of the joint Air Force Systems Command/Logistics Command single-language program, Jovial seems less like a loser, even though the language is supposed only to hold the fort until DOD-1 is fully developed years from now. "DOD-1 has been kicking around [in the Pentagon] for more than a year now," notes one corporate representative in Washington familiar with the developments in software. "I've got to wonder if the initial plan for DOD-1 is not really the loser after all, or if the plan has just bogged down. Either way, I feel we haven't heard the end of Jovial."



Director. Col. Robert F. Ziernicki is leading the Air Force's software effort, which teams Systems and Logistics Commands.

port perspectives" transferrable later to DOD-1, Ziernicki explains.

Softech Inc., as developer of the J-73/I compiler, is the principal corporate beneficiary of the project thus far. The Waltham, Mass., company—a losing finalist in the DOD-1 competition—has delivered five of the compilers, including one at RADC, which is using it in its language effort called Jocit, for Jovial compiler and implementation tool set.

Three other compilers are being used by AF system contractors, including Boeing Co. on the space shuttle's upper-stage launch vehicle, Martin Marietta on its single-seat attack fighter development, and Westinghouse on the military program known as EAR, for electrically agile radar.

Studies. Before beginning development in October 1979 of two prototype J-73/I standard software support and development facilities, however, much remains to be done, Col. Ziernicki points out. Over the next 60 to 90 days, three parallel studies will identify program costs, the software system's capacity and layout, and project system requirements.

These will be followed by a six-month analysis phase involving the Logistics Command's five centers and System Command's four product divisions "to look at what is out there and also at what should be out there," Ziernicki says. The analysis

will identify what Gen. Slay calls "critical paths, nodes, and redundancies" that will lead to a standard architecture for weapons software support. Testing of the two prototypes should get under way in the summer of 1980, Ziernicki says. □

Fiber optics

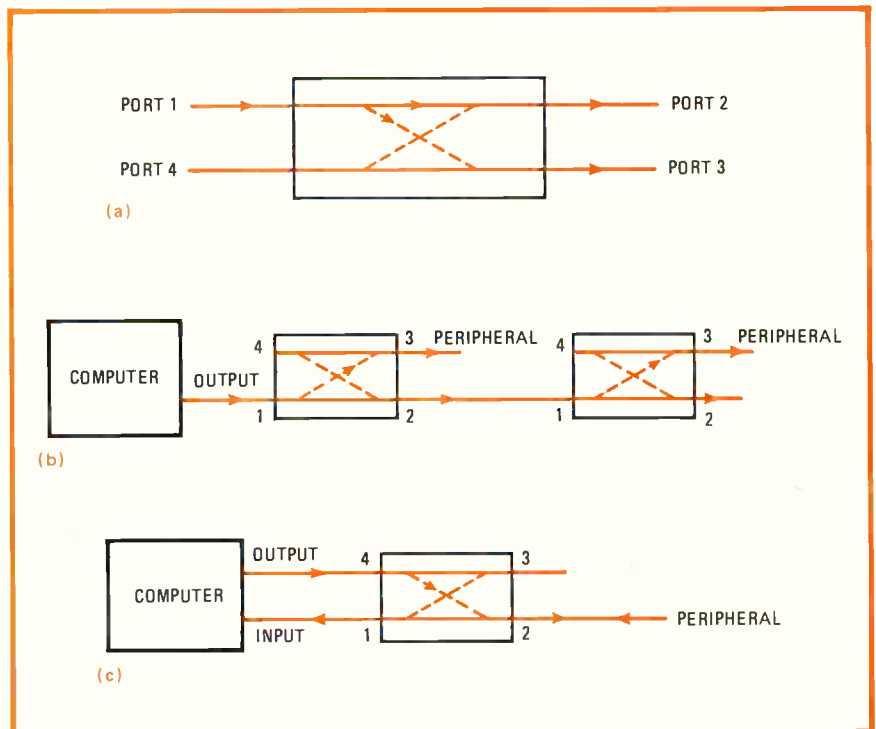
Directional coupler from Canadian firm can be tailored to light-wave systems

Need a directional coupler for microwave frequencies? Generally, all you need do is select one from a catalog to meet your requirements of insertion loss, directivity, and coupling coefficient.

Need a directional coupler for a fiber-optic light system? Well, it isn't nearly that easy. The few makers of the devices operate as people did back in the late 1940s and early 1950s in the early days of microwave couplers: it might be possible to pick one parameter—coupling, for example—but that

would mean learning to live with whatever other two parameters the manufacturer is able to obtain.

No one fully understands how to design the fiber-optic coupler. At least, this had been the situation until a small Canadian development company, Canstar Communications Ltd. of Scarborough, Ontario, tackled the problem. For two years, Canstar has investigated the mechanisms that govern coupling and insertion loss within the fiber-optic couplers. And, according to applied physicist Alexander Lightstone, who



Versatile. Canstar's coupler (a) can be used to couple two or more peripherals to a computer (b), with the decoupled port usually terminated. The coupler can also be used in a duplex mode (c) that carries information to and from a computer and a peripheral.

is components group leader at Canstar, it now knows enough about how the couplers operate to offer coupling up to 40% with insertion losses below 1 decibel along with 40-dB directivity. Moreover, at \$200 each without connectors, the couplers are priced comparably to microwave directional couplers.

Four ports. Like their microwave counterparts, the couplers themselves are four-port devices with combinations of ports chosen to yield either taps or feeds. Used as a tap, the coupler takes optical power from a single channel and distributes it among one or more secondary channels. This would allow several computer terminals, for example, to be attached to a single data bus. Used as a feed, the coupler conveys signals from one channel to another or meshes channels into or out of an optical source.

Light is handled in the Canstar coupler much as microwaves are in a conventional directional coupler. For example, light entering through port 1 couples to ports 2 and 3 with none going to port 4, as shown in part a of the figure on page 40. The port 4 fiber is, ideally, totally uncoupled—coupler directivity could be infinite, but above 40 dB is typical.

The coupler insertion loss—a measure of the optical power lost in the device—is well below 1 dB. Perhaps most important, the actual coupling between ports 1 and 3 can be chosen as required from close to zero percent on up. Moreover, a major advantage of Canstar design procedure is that it is applicable to couplers for a wide variety of glass-clad graded- or step-index fiber as well as plastic-clad fiber.

Applications. A major application of these devices is interfacing peripherals to a main computer. As shown in part b of the figure, a typical setup, each peripheral has its own coupler; the couplers, in turn, are connected in line with the main computer output. If the coupler were not available and a single fiber were used to hook up the peripherals, repeaters would have to be included because of excessive insertion loss.

The high directivity of the coupler

Making the coupler

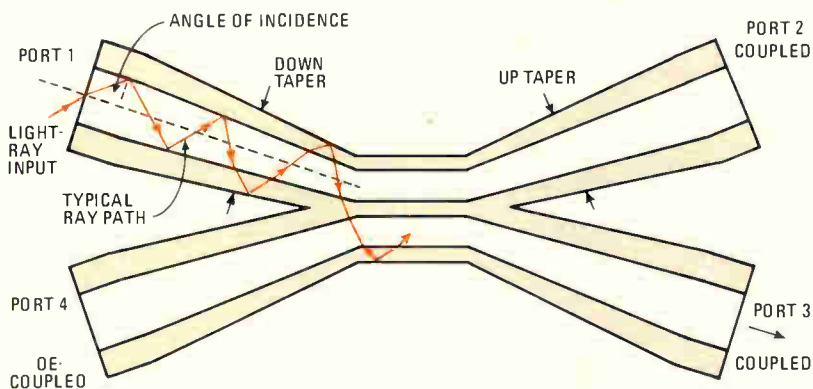
The fact that light could be coupled from one optical fiber to another was first noticed by users of the cystoscope—a medical device. This instrument had many fibers fused into an array for image transmission. Unfortunately for the cystoscope user, image degradation occurred because light would leak or couple from one fiber to another in close proximity. This discovery led to the first fiber-optic directional coupler, in which fibers were purposely fused together so that light would leak from one to another.

In principle, the fused fiber couples light from the fiber cladding rather than the fiber core. Some light always exists in the cladding, because the core-cladding interface never reflects all the light back into the core.

Couplers made using this fusing technique have a coupling coefficient of only a few percent. It turns out, however, that more light can be forced into the cladding and the coupling coefficient increased by adding a taper to the fiber—this is Canstar's approach.

In Canstar's tapered fiber, light is forced into the cladding by decreasing the angle of incidence at the cladding-core interface as a light ray proceeds down the taper, as shown in the figure. Ultimately, the angle is too small for the ray to be totally reflected and substantial light enters the cladding. This is reversed—but not completely—in the "up" taper portion following the interaction region.

The taper angles, proximity of the coupled cables, interaction length, kinds of materials, and their dimensions are all variables that Canstar has reduced to a series of design equations in order to tailor-make its coupler.



also allows the system designer to hook peripherals to the computer in a duplex mode. In this case, port 3 is terminated so that any light reaching it is absorbed. A laser or light-emitting diode of part c of the figure, which acts as the data output of the computer, feeds light into port 4.

This light leaves port 2, proceeding away from the coupler to the peripheral. Light signals sent from the peripheral arrive at the computer through port 1 which is connected to the computer input detector—a p-i-n diode or avalanche photodetector. The high directivity of the coupler causes light signals to stay in their transmission paths; no false inputs are given the computer. □

Light adds reliability to drafting system

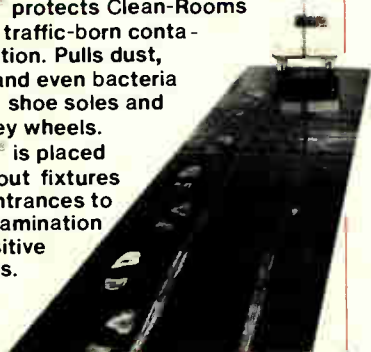
The very expensive computer-aided drafting and mechanical-design system installed at Grumman Aerospace Corp. in Bethpage, N. Y., works very well—except during the summer and fall. Then, ground currents induced by the frequent lightning storms in the area may destroy the quality of information transmitted in underground cables that connect the central computer to remote drafting sites.

“Even though the circuits are protected in cable and conduit, we

PTS[®] Clean-Room Dust Trap Mat

PTS[®] protects Clean-Rooms from traffic-born contamination. Pulls dust, dirt and even bacteria from shoe soles and trolley wheels.

PTS[®] is placed without fixtures at entrances to contamination sensitive areas.



PTS is fully washable and reusable. No cycle limit. No expensive waste of soil saturated peel-off adhesive foils of ordinary mats.

PTS is specified by most leading European chemical, pharmaceutical, semiconductor, computer, atomic and aerospace plants and labs. PTS also leading in Japan.

PTS is the genuine Swiss made for ever tacky plastic flooring unmet by competition in durability and wear resistance. STATI-EX antistatic flooring.

SAT Inc., Solder Absorbing Technology, 357, Cottage Street, Springfield, Mass. 01104, USA, phone (413) 788-6191

Circle 439 on reader service card

From Electronics Magazine Book Series. Zero-risk trial offer.



Design Techniques for Electronics Engineers.

Nearly 300 articles drawn from "Engineer's Notebook." A storehouse of design problem solutions. \$15.95

Electronics Book Series

P.O. Box 669, Hightstown, N.J. 08520

Send me _____ copies of "Design Techniques for Electronics Engineers" at \$15.95 per copy.

Discounts of 40% on orders of 10 or more copies.

I must be fully satisfied or you will refund full payment if the book is returned after ten-day trial examination.

Payment enclosed Bill firm Bill me

Charge to my credit card:

American Express Diners Club
 BankAmericard Master Charge

Acc't No. _____ Date exp. _____

On Master Charge only, first numbers above name _____

Name _____ Title _____

Company _____

Street _____

City _____ State _____ Zip _____

Signature _____

Electronics review

Cable hits 53 km without repeaters

The attenuation of fiber-optic cable continues to drop and the latest result—a mere 0.66 decibel per kilometer from Nippon Telegraph and Telephone Public Corp.—has allowed a working pulse-code-modulation system over lines 53 km long with no repeaters. As if this weren't enough, NTT expects to be able to go to 70-km spacing by boosting the 1.27-micrometer operating wavelength into the 1.4-to-1.7- μm region.

Such spacing is two to eight times better than current systems. It is done with a graded-index 60- μm -core, 150- μm -clad multimode fiber propagating 32-megabit-per-second return-to-zero pulses.

The secret of the Japanese firm's success is probably the extreme dimensional precision of the high-silica fiber at a 1.27- μm wavelength. The more perfect the fiber's cylindrical shape, the less the loss of the energy traveling down the line. The key questions of course are: can this cable be produced in quantity? and what will it cost? It is too early for the answers, however.

The researchers at the company's Electrical Communication Laboratory in Yokosuka point out that the long repeater spacings will contribute heavily to the practicality of fiber-optic communications systems. They expect such practical results as siting repeaters in offices instead of in manholes, so that system operating costs will drop considerably.

To make the 53.3-km cable, NTT spliced 22 2.4-km-long pieces by fusing the fiber ends. The total loss, including the splices, was 35 dB at 1.27 μm , with an overall equivalent transmission bandwidth of 17 megahertz. This somewhat low bandwidth will have to be increased for the proposed 70-km system: too narrow a bandwidth tends to distort the transmitted pulses and cause reception errors. The system has a bit-error rate of 10^{-9} with a received power of -43.1 dB per meter, acceptable for long-distance PCM systems.

may get garbage instead of pictures when there is a lightning strike to ground," says Grumman's John J. Mooney. He is an engineering specialist in the engineering and manufacturing systems group that is helping to solve the problem by designing and installing fiber-optic data links between the computer and the cathode-ray-tube displays and precision plotters at the remote work stations.

Although the new system has not yet been installed, its hardware has been checked out and, says Mooney, it is clear it will work properly and prove more reliable. "Actually pulling the cable through the existing conduits shouldn't cause any problems," he says. "All our tests were done through the length of cable that will be used while [the cable] was still rolled on its drum.


"We expect to hook up about seven locations over the next couple of years," he continues. Bandwidth will not be a problem. "The system can handle up to 100 megabits per second and one remote site uses only about 4% of that."

Mooney points out that the system, which generates, maintains, and updates engineering drawings and other graphics and which supplies hard-copy output, will be one of the most sophisticated applications yet for fiber optics. It will also allow Grumman to use far fewer repeaters. The present coaxial-cable system requires expensive and difficult-to-maintain repeaters about every 700 meters, while the new fiber-optic cable will carry signals for 2 kilometers without a repeater.

Grumman is installing the first part of the system using MGO-5 graded-index cable with less than 6-decibel/km attenuation made by Valtec Corp. The cable will join an IBM/370 computer at Grumman's headquarters to an interactive Versatec plotter/display terminal made by Xerox Corp. in a building more than 3 km away with one repeater. Two-way transmission over the cable is controlled by Valtec TTK-D 1/A data links—at the computer, at the remote site, and at the repeater.

Each data link is compatible with transistor-transistor logic and con-

SuperPower pumps out the broadest horizontal output transistor line around.



TYPE NUMBER	V _{CEX} (min) VOLTS	I _C (max) AMPS	CASE STYLE	t _f (typ) μ sec	I _C (OP)† AMP (pk)	V _C (OP)† VOLTS (pk)
FOR LINE-OPERATED CHASSIS						
MJ12002	1500	2.5	TO-3	0.65	1.8	975
MJ12003	1500	3.5	TO-3	0.65	3	975
MJ12004	1500	5	TO-3	0.4	4	975
MJ12005	1500	8	TO-3	0.4	5	975
*MJ10011	1400	8	TO-3	0.65	4	910
FOR TRANSFORMER-OPERATED CHASSIS						
2N6235	350	5	TO-66	0.2	3	225
MJE13005	700	4	TO-220	0.4	3	450
2N6543	850	5	TO-3	0.4	3	550
MJE13007	700	8	TO-220	0.2	5	450
2N6545	850	8	TO-3	0.4	5	550
MJ13015	600	10	TO-3	0.1	5	450
*MJ10014	700	10	TO-3	0.2	8	450
MJ12010	950	10	TO-3	0.6	7	625
MJE13009	700	12	TO-220	0.2	8	450
*MJ10009	700	20	TO-3	0.2	10	450
MJ13335	800	20	TO-3	0.3	10	525

*Darlington. †Optimum circuit design levels.

Our strength is your strength.

Everyone knows Motorola makes a wide variety of high voltage, power switching transistors. Everyone should know that includes the most comprehensive lineup of devices suitable for horizontal scan circuits in CRT terminals and monitors.

Whether your interests are in low-cost monochrome or high-resolution color systems, Motorola has off-the-shelf standards for your application. We're offering 16 metal and plastic package types which provide top performance and value for tomorrow's wide variety of horizontal scan designs.

Among them, the MJ13015 at \$4.90 is ideal for high-resolution, 30-kHz systems—the MJ12002 at \$2.85 for low-cost, home computer terminals—the MJ12010 at \$3.10 makes high energy scan easy—and our state-of-the-art MJ10011 deflection Darlington provides built-in driver and HV damper diode for just \$3.50. Plastic types like the MJE13005 start at only \$1.70.

You can be confident of what you're buying with our unique Designers* Data Sheet spec format which gives complete characterization under operating conditions.



All these Motorola transistors are glass-passivated and 100% SOA tested for high reliability and our prices are right for today's usage. We also offer a wide variety of driver types, units for vertical deflection and damper diodes.

See your authorized Motorola distributor or field representative. Contact Motorola Semiconductor Products Inc., P.O. Box 20912, Phoenix, AZ 85036 for Engineering Bulletin EB-76, "Horizontal Deflection Transistor Techniques" and Application Note AN-750, "A Self-Regulating Horizontal Scanning System".


New Power Data Book

Over 1,000 pages of data on Motorola power transistors and thyristors is now available in handy Data Book form for \$5.00 from your Motorola representative or distributor. Contact him today!

ALL PRICES 100-UP. *Trademark of Motorola Inc.



MOTOROLA
Semiconductor Group



Hybrid. Circosis*

Is it your problem? You'll find it most often in a new product or system as it emerges from the development stage. We've treated and cured many a case of it in the electronic, communications and aerospace industries—a nine pole bandpass active filter for the B-52 Tail Warning Radar; a driver-receiver used on the Lamps program; 20,000 V power supply regulator hybrid used in a computer terminal; C-MOS multi-layer hybrid for a PBX in a unique low-cost, hermetically sealed package—just to name a few cases.

Our service includes everything from designing and manufacturing in high volume to engineering and delivering exotic, hermetically sealed, military circuits. We've been doing it for years at our West and East Coast facilities.

Whether it's a matter of original circuit design, production to your schematic, special thick film printing and assembly, or a combination of all three, call us. We'll work out the answer for you, complete with exacting QC in the size and style of package you need.

Why suffer with Hybrid Circosis... let your hybrid circuit problem become ours... now.

***Hy'-brid Cir-co'-sis** — n. — Difficult and time-consuming development of a functioning hybrid circuit, often complicated by excessive costs and late delivery.



The Hybrid Problem Solvers

**integrated
microsystems**

Division of Aeroflex Laboratories Inc.
Eastern Operations:
35 South Service Rd., Plainview,
NY 11803 516-694-6710

Western Operations:
1215 Terra Bella Ave., Mountain View,
CA 94043 415-965-3900

Electronics review

nects to an interface designed by Grumman—actually a data formatter that converts 1.056-megabit-per-second parallel data coming from the Versatec controller at the computer center to a 4.224-Mb/s serial stream that is transmitted over the data link. The formatter at the remote location reconstructs the serial data into parallel data for controlling the Versatec unit.

The formatter also handles parity checks and provides idle data transmission for the system's standby mode and retransmission in the event of a missed handshake signal. An overall error rate of less than 1 part in 10^9 is maintained in a nonreturn-to-zero format. □

Standards

IEEE-488 bus to get face-lift

Things are happening to the IEEE-488 interface specification, the document adopted in 1975 by the Institute of Electrical and Electronics Engineers to spell out how test and peripheral instruments may communicate over a standard bus. Apparently, the spelling out first time round was not done carefully enough, according to Don Loughry, secretary of the IEEE subcommittee on instrument/computer interfaces.

The IEEE is finishing up a new version of the specification to clear up the textual ambiguities of the original—its unclear writing, as Loughry puts it. In addition, a brand new document is being drafted that will recommend code and format conventions for messages being sent on the bus—how many bits to use for a value of voltage, for example. Such recommendations were purposely excluded from the original specification, which details electrical, mechanical, and functional characteristics of the 16-line interface bus, because it would have taken too long to consider all the alternatives, says Loughry.

“We would still be without the bus standard itself if we had attempted

to tackle the code and format conventions in the original specification,” explains Loughry, who is also an interface engineer in the Computer Systems group of Hewlett-Packard Co. in Cupertino, Calif. Hewlett-Packard originally developed the specification for its own use before it was adopted by IEEE.

Compatibility. Defining how the messages should look on the interface bus will not be easy. “We will try to be general enough in our suggestions for message formats that the greatest number of device manufacturers will be able to conform,” Loughry says. “And we will also provide code and format alternatives for solving a given message problem for the same reason.”

Loughry is also quick to point out that IEEE-488 bus users need not fret about the new version of the spec. “Most of the changes will be editorial in nature, and all will be compatible with what has gone on before,” he says. “Present users won't be left out in the cold.”


As an example of what is being done, he cites the way the document at present defines procedures for data-transfer rates. These can be as high as a megabyte per second over limited distances, but there simply is not enough detail, he says. “Part of the rewrite will explain more fully just what the system designer need do to attain this high speed.”

And, although there will be technical changes, the changes will not negate old information. “For example, the low level for transistor-transistor-logic drivers is currently 0.4 volt,” Loughry continues. “But the new Schottky devices can't get down to that level, so that value will be increased to 0.5 v—which really represents a broadening of the specification to allow for integrated circuits introduced over the last three years.”

Future bus. The future of the IEEE-488 interface looks bright. As many designers have discovered, its use is certainly not limited to instruments. In fact, some are calling it the microcomputer bus of the future. As microcomputer architectures mature to include sophisticated distrib-

The 2114 from the Royal Family...

it saves power, naturally



Most members of the Royal Family of Static RAMs know all about power and how to save it. That's an inherited trait, and the L2114 is no exception. It draws only 240 mw which is about what you have come to expect from the leading supplier of static RAMs. But, that's not all. We also have a "Power Down Part" that operates on 2.5 volts and draws less than 100 mw. That's real power saving from the company that has been delivering 18-pin 1K x 4 static RAMs for at least a year longer than anyone else. And not only that, but we have a new MIL version on the way.

In addition to low power, the SEMI 2114 features a common I/O structure with TTL compatible three-state outputs, and more than adequate speed for second generation microprocessor applications.

You can learn more about the SEMI L2114 — or any other members of the Royal Family of Static RAMs — by simply calling your local EMM SEMI rep or distributor, or contacting us directly at the address below.


Memory at Work

EMM SEMI, INC.

A subsidiary of Electronic Memories & Magnetics Corp., 3883 N. 28th Ave., Phoenix, Arizona 85017 (602) 263-0202

EASTERN REGIONAL OFFICE (516) 423-5800 • WESTERN REGIONAL OFFICE (415) 692-4250 • NEW ENGLAND (617) 272-8163
• UPSTATE NEW YORK (518) 489-4777 • LONG ISLAND AND NORTHERN NEW JERSEY (516) 466-2300 • SOUTHERN NEW
JERSEY (609) 795-4200 • PENNSYLVANIA, MARYLAND, DELAWARE, VIRGINIA, WEST VIRGINIA (800) 257-8210 • ILLINOIS
(312) 345-4245 • OHIO (614) 457-2242 • MINNESOTA (612) 884-8291 • TEXAS (214) 341-2900 • OREGON (503) 620-5800 •
WASHINGTON (206) 455-9180 • SOUTHERN CALIFORNIA (213) 322-1120

MORE POWER MORE BANDWIDTH LESS COST



Our Model 601L is an ultra-wideband RF Power Amplifier whose wide range of frequency coverage and power output provides the user with the ultimate in flexibility and versatility in a laboratory instrument. Easily mated with any signal generator, this completely solid state unit amplifies AM, FM, SSB, TV pulse and other complex modulations with minimum distortion.

With a flat frequency response from 0.8 to 1000MHz the Model 601L will provide a linear class A output of 1.2 watts and a maximum saturated power output of 2 watts.

Constant forward power is continuously available regardless of the output load impedance match, making the 601L ideal for driving reactive as well as resistive loads.

Unconditional stability and instantaneous failsafe provisions in the unit provide absolute protection from damage due to transients and overloads.

Priced at \$1195 U.S.A.

APPLICATIONS INCLUDE:

- Laboratory Instrumentation
- RFI/EMI Testing
- NMR Spectroscopy
- TV Signal Distribution
- Communication Systems

For further information or a demonstration, contact:

ENI
3000 Winton Road South
Rochester, New York 14623
Call 716-473-6900, or
Telex 97-8283 ENI ROC

ENI

The world's leader in power amplifiers

Electronics review

uted-processing roles, a high-speed byte-serial, bit-parallel bus will be needed, and there are not many to choose from. Moreover, major semiconductor companies like Motorola Semiconductor and Intel Corp. [*Electronics*, Sept. 28, p. 36] are already offering interface chips that make jumping on the bus easy.

Before a standard receives full blessing from the IEEE, it must pass an arduous review. First, a committee creates the document. Then, other groups vote on the standard. This balloting is more than the familiar casting of yeas and nays, however. The negative points must be reconciled, before the document is approved, says Loughry.

The revised IEEE-488, for example, has been reviewed by Loughry's subcommittee, the IEEE technical committee, and the IEEE standards board. It is now an official standard awaiting printing and distribution, which should occur by the end of this month. The new document that contains recommendations for code and format conventions for the bus will "hopefully be in the balloting process by the end of the year," says Loughry. □

Solid state

LED hits fiber's loss low point

While some companies struggle to achieve long-lived lasers for the emerging long-distance telecommunications market, others, espousing a large near-term business in shorter-range communications, are developing light-emitting diodes as fiber-optic light sources. But while LEDs are simpler to use than lasers, they do not emit the 1.27-micrometer wavelength optimum for most silica fiber strands.

By adding phosphorus to the mix of ingredients, Varian Associates has come up with a new indium-gallium-arsenide-phosphide structure for an LED that emits at the 1.27- μm wavelength. This is where the silica used in fiber-optic cables

has an attenuation minimum. Moreover, Varian, which describes the LED late this month at the Third International Conference of Electroluminescent Devices in San Francisco, says it can tailor the emission to any wavelength between 1.05 and 1.35 μm simply by varying the doping in the active layer of the InGaAsP diode. This tailoring could be extremely useful for meeting the requirements of various combinations of distance, cable, and receiver characteristics says Varian senior scientist George Antypas at the central research facility in Palo Alto, Calif. Essentially, more gallium in a device means a shorter wavelength, and more arsenic a longer one.

Samples. Now being offered in sample quantities, the diode is billed by Varian as the first to be available commercially at a wavelength above 1 μm . It has a typical output power of 0.5 milliwatt at 50-mA forward current. It can be modulated at rates up to 50 megahertz, which covers most pulse-code-modulation and digital communications applications.

The importance of the phosphorus is that it improves the lattice matching between the device and the substrate to provide "for a defect-free interface devoid of electron traps," Antypas explains. This lowers the defect density and improves the quality of the substrate so the LED can generate more light.

In making the LED, Varian capitalized on its experience in producing InGaAsP photomultiplier tubes and indium-phosphide substrates for semiconductor lasers, microwave devices, and other products. It makes the high-radiance Burrus-type LED by successively depositing, on an indium-phosphide substrate, a 1-to-3- μm n-type InP layer, a 1-to-3- μm InGaAsP pn junction, a 1-to-2- μm n-type InP layer, and a final 0.5-to-1- μm InGaAsP layer that provides lower resistance with the contact layer than would a p-type InP layer, Antypas says. Then, so that the LED can connect directly to a fiber, a well 1 mil deep by 8 mils wide is etched into the substrate side of the device. Conventional photolithographic techniques form the con-

Need instrument rentals fast?



Nobody delivers faster than Continental!

Speedy delivery is just one of the reasons it pays you to call Continental first when you need instrument rentals. At Continental, you have a broad choice of latest-model instruments from leading manufacturers. They're all in stock at nationwide inventory centers so you're sure to get the exact equipment you need, when you need it — and at the right price!

Continental's experienced rental professionals can help

you pick the best test instruments for your application, and save you dollars in the bargain. Naturally, every Continental rental instrument is fully tested and guaranteed to meet manufacturer's specs before we rush it to you.

Call today and learn how fast Continental can put *better* test equipment on your bench — for *less*! You can discuss your lease requirements and instrument repair needs, too.

Ask for your *FREE* 1978 rental catalog.

CONTINENTAL RESOURCES, INC.

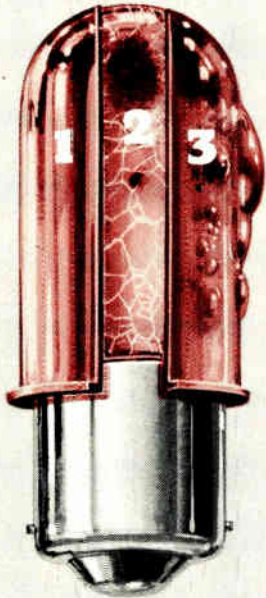
175 Middlesex Turnpike • Bedford, Mass. 01730 • (617) 275-0850

New England: (617) 275-0850 / N.J., N.Y. (except L.I.): (201) 654-6900 / Long Island, N.Y.: (516) 752-1622 / Philadelphia area: (609) 234-5100
Washington, D.C. area: (301) 948-4310 / Florida & Southeast: (800) 638-4050 / Illinois & Midwest: (312) 439-4700 / Texas & South Central: (800) 323-9656
No. California: (408) 735-8300 / So. California: (213) 638-0454 & (714) 540-6566

World Radio History

Circle 47 on reader service card

Which coloring method do you like?



- 3. Plastic caps? fades & melts
- 2. Paint? fades & cracks.
- 1. Silikrome® filters?
No problems!

We're No. 1

Interchangeable and reusable, Silikrome® filters are your best way to provide accurate color selection and extended life for miniature incandescent or automotive lamps. Silikromes are excellent heat dissipators. *They make lamps last 5-6% longer!* These snap-on Rub-R-Glas™ boots stay colorfast and pliant even after 40,000 hours at -160°F to 500°F. To see for yourself why Silikromes are Number One, write or call for literature. Contact: APM-Hexseal, 44 Honeck St., Englewood, N.J. 07631; (201) 569-5700

The Clean Fighters



48 Circle 48 on reader service card

Electronics review

tact windows. The LED measures 15 mils on a side and is 2 mils thick.

Varian targets the patented devices for telecommunications in local traffic operations, high-speed data communications for computer networks, and military applications, such as on-board vehicle control systems and wire-guided missiles. As for lifetime, Varian tests at temperatures of 25°C show negligible degra-

dation over several thousand hours, says engineer Philip Wright.

He points out that experiments elsewhere show tens of thousands of hours of life for InGaAsP lasers, a factor he believes applicable to Varian's diode. Varian also is working on an InGaAsP detector to match the 1.27- μ m wavelength. It would replace noisy germanium photodiodes or bulky photomultipliers. □

Computers

Powerful desktop systems offer small-business users wide choice

Although industry pundits think sales of microcomputer systems to small businesses won't take off until the 1980s, the competition among manufacturers is already heating up. At the center of the battle are systems small enough to fit atop a desk that are sold, rather than leased, with standard peripherals and software.

The importance of this self-contained approach will be underscored by Pertec Computer Corp. early next month, when it joins the fray with its PCC 2000 desktop unit. Selling for about \$13,000, the computer, from the company's Microsystems division in Chatsworth, Calif., is based on an Intel 8085A micro-

processor and has 64 kilobytes of main memory, two double-density floppy-disk drives, a 12-inch video-display monitor, and a detachable 63-character alphanumeric keyboard.

Los Angeles-based Pertec is aiming the new PCC 2000 at small businesses with between \$250,000 and \$5 million annual sales, says B. Allan Lay, senior vice president for systems. This is the market Pertec has been aiming at since it acquired personal computer manufacturer MITs Inc., Albuquerque, N. M., early in 1977. Apparently Pertec has not had the success it hoped for with the "mix-and-match" catalog of computer components offered by

Business type. Pertec's new desktop unit sells for \$13,000. Built around an Intel 8085A microprocessor, it comes with a pair of double-density floppy-disk drives.



Analog I/O systems for your micro.

If you're doing data acquisition with micros, our analog I/O systems can make the job go faster and easier.

For laboratory, industrial or scientific applications, we make several standard analog interfaces for most major microcomputers - DEC, Intel, Zilog, Computer Automation and National Semi. This saves development time and eliminates the

debugging and software problems so common with custom setups.

Plug in a module to change your application.

But, best of all, if your requirements change just plug in a new module. Data Translation has over 20 standard data acquisition modules, from isolated inputs to very high speed inputs. Plus more than 50 standard analog I/O boards. And each module is totally pin-for-pin compatible and system trans-

parent. No software or hardware changes are ever required.

In a hurry? 5-day delivery.

Call Data Translation today at (617) 655-5300 to order your analog I/O system. Or write 4 Strathmore Road, Natick, Massachusetts 01760, for your free product catalog.

DATA TRANSLATION
INC
4 Strathmore Rd., Natick MA 01760
(617) 655-5300 Telex 948474

**Dozens of analog modules.
One microcomputer interface.
Absolute compatibility.**



SALES OFFICES: AZ 602-994-5400; AR 405-364-8320; CA 408-248-9616, 213-681-5631; CO 303-837-1247; CT 516-488-2100; DC 301-636-1151; DE 301-636-1151; ID 801-466-6522; LA 713-780-2511; MD 301-636-1151; MA 617-655-5300; MN 612-488-1129; NJ 516-488-2100; NM 505-292-1212, 505-523-0601; NV 602-944-5400, 408-248-9616; NY 516-488-2100; OK 405-364-8320; TX 512-451-5174, 214-661-0300, 505-523-0601, 713-780-2511, 512-828-2251; UT 801-466-6522; VA 301-636-1151; WI 715-294-3128; WY 303-837-1247; CANADA 416-625-1907.

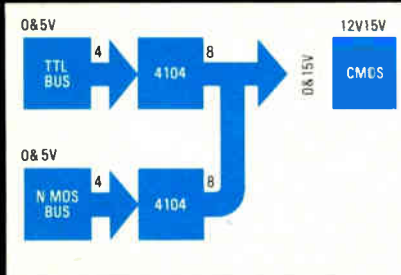
World Radio History

Circle 224 on reader service card



MITEL

MD 4104 ISO-CMOS™ QUAD LOW VOLTAGE TO HIGH VOLTAGE TRANSLATOR WITH 3-STATE OUTPUTS



Featuring:

- 3-State Fully Buffered Outputs
- 5V TTL, NMOS or CMOS to High-Voltage CMOS (12-15V)
- Dual Power Supply Inputs
- Both True and Complimentary Outputs
- Pin-for-pin with the Fairchild F4104/34104
- LOW PRICE: \$1.00 in Volume Qty.

Contact the leader in tone receivers and CMOS technology for more information:



1745 JEFFERSON DAVIS HWY
SUITE 611
ARLINGTON, VA. 22202
TEL 703-243-1600

MITEL

Semiconductor

Electronics review

MITs. So Pertec's new unit is "already configured to the market, not in bits and pieces that have to be assembled," Lay says.

Not so new. Desktop computers have been around since the days of Hewlett-Packard Co.'s 9830 "programmable calculators," introduced by what is now the Desktop Computer division, Santa Clara, Calif., in 1972. Wang Laboratories Inc., Lowell, Mass., entered with its 2200 in 1973, and IBM Corp.'s General Systems division, Atlanta, unveiled its portable 5100 in 1975. But now competition is increasing.

Wang's Personal Computer System, or PCS-II, introduced last year, is priced at \$10,600 with 32 kilobytes of memory, whereas HP's latest, the 9835, starts at \$9,900 with 64 kilobytes of memory [*Electronics*, Sept. 14, p. 241]. IBM's

newest 5110 offers two to three times the power of the 5100 [*Electronics*, Jan. 19, p. 50] and ranges in price from \$9,875 to \$32,925. Data-point Corp., San Antonio, Texas, entered a year ago with its 1500 system priced at \$5,950, with 32 kilobytes of memory and dual floppy-diskette drives.

Pertec plays down the importance of flashy computer performance, "because the latest one out with the newest components is likely to be best," Lay says. What will determine the staying power of these small computers, as he and most others see it, is the quality of software and maintenance and service support. Pertec has a variety of software applications packages, plans to sell its PCC 2000 through a nationwide network of dealers, and has its own service company. □

Is there magic in a name? SDS debuts again, with new business computer

Chiming in with another desktop microcomputer with production slated for November is a brand new company with an old name that most should recognize: Scientific Data Systems Inc.

SDS is bringing out its model 420 to fill a product void, according to its president, Jack M. Mitchell. Present systems "have largely cornered the small-business market by virtue of the absence of equipment designed

LSI pares unit to 65 pounds with printer


By building on the latest large-scale integrated chips, tiny Durango Systems Inc., offers a desktop small-business computer that is performance-compatible with an IBM 5110 but would cost at least \$5,000 less—and also weighs only 65 pounds. The Cupertino, Calif., company is the brainchild of another familiar computer name, George E. Comstock, founder and former president of Diablo Systems Inc., now a printer-making subsidiary of Xerox Corp.

Called the F-85, the computer contains a matrix printer, cathode-ray-tube display, and keyboard in one package. The use of high-powered LSI parts means that the system needs only four printed-circuit boards plus a motherboard, according to engineering vice president Charles Waggoner.

The processor board, for example, contains two 3-megahertz Intel 8085 microprocessors, all the input/output support chips, including a direct-memory-access device and an interrupt controller, 64 kilobytes of random-access memory composed of 16-K dynamic packages, and up to 8 kilobytes of read-only memory.

The diskette controller board is designed around a Western Digital 1781 chip; on the third board, another 8085 drives the printer circuitry. An Intel 8275 ROM character-generator chip sparkplugs the CRT, and the fourth board handles the motor drives for the analog printer. Waggoner says that instrumental in reducing weight was use of a 250-watt Boschert switching power supply that weighs only 4 pounds [*Electronics*, Oct. 12, p. 14].

Now. An ACIA and Baud Rate Generator combined on a single chip. For only \$6.95.*



Our SY6551, the newest member in the 6500 family. It's the world's most comprehensive Asynchronous Communications Interface Adapter. Here's why: on-chip programmable baud rate generator... 15 programmable rates up to 19.2 kilobaud... small size because we've not penalized the asynchronous communications user with unneeded synchronous protocols & conventions... full compatibility with both 6500 and 6800 micro-processors... and all it requires is a single +5V power supply.

Other features:

- Requires only a standard 1.8432 MHz external crystal
- Non-standard user-provided baud rates at 16X external clock frequency (up to 125 kilobaud)
- Stop bits: 1, 1½ (5-bit word) or 2
- Independently selected transmit and receive baud rates

- Parity (odd, even, none, mark parity, space parity)
- Double-buffered transmitter and receiver
- Half or full duplex operation
- Serial echo mode
- Interrupt feature and status register
- And more

Whatever your communications application — from intelligent terminals, serial peripherals and CRTs to remote data concentrators, P.O.S. terminals, bank terminals and more — the SY6551's built-in versatility delivers.

Contact Jerry Demsky or Mel Berger, Synertek, Inc., 3001 Stender Way, Santa Clara, California 95051. (408) 988-5616. TWX: 910-338-0135.


*1,000 piece price SYP6551.


Synertek, Inc.

- Resolution 0.025%
- Non-volatile, adjustment free storage.
- Pre-trigger information.
- Digital scale expansion to X64.

EXPLORER 'SCOPES

- Equivalent write rates to 50 cm/ μ s.
- Dual beam
- IEEE 488 — RS-232 IB.



Quick...Accurate... Convenient.

The EXPLORERS, from Nicolet, are digital oscilloscopes that perform all the functions of traditional 'scopes, storage or non-storage.

They perform these functions brilliantly, with high precision, fantastic storage. Easier operation and greater versatility are bonuses.

In the dc to 10 MHz range, these are the finest oscilloscopes available. They're designed for general scope use, yet, because of the IEEE-488 IB, and other interfaces, they are equally suited for advanced research.

Seeing is knowing...

For a demonstration and literature call Jim Bartosch at (608) 271-3333 or send reader service card.

**NICOLET
INSTRUMENT
CORPORATION**
OSCILLOSCOPE DIVISION

5225 Verona Road, Madison, Wisconsin 53711
Telephone: 608/271-3333

Electronics review

specifically for small-business applications," he says. He believes systems selling for under \$10,000 will create a big new market.

As may be remembered, computer entrepreneur Max Palevsky founded the original SDS in the early 1960s and sold it to Xerox Corp. in 1969 for nearly \$1 billion in stock. Xerox changed the name to Xerox Data Systems, encountered troubles, then folded the company [*Electronics*, Aug. 7, 1975, p. 45].

Organizers of the new Scientific Data Systems picked up the name for a \$200 fee from the California Corporations Commission after it entered the public domain when Xerox did not actively use it.

Low price. Mitchell's 420, which he designed, comes in with a \$7,700 tab. Superior processing speed stems from employing a 6502 chip set from Rockwell International, which he believes is faster than other processors. Instruction times of the SDS 420 run from 1 to 3.5 microseconds, compared with the Pertec 2000's 1.6 and 6.0 μ s. Basic memory is a 32-kilobyte static random-access unit, expandable to 56 kilobytes, with dual-disk drive providing 1.2 megabytes of storage. A separable keyboard and 12-inch video display complete the unit, which weighs 65 pounds and is in a cabinet 13 in. high, 20½ in. wide, and 25 in. deep.

The company has already built and tested six preproduction units, along with a software disk operating system. Manufacturing is starting in a West Los Angeles location, with deliveries set in six weeks or so.

Believable. Lending credibility to SDS's plans are the people making up the company. Mitchell himself designed the original SDS Sigma series computers. Other officers in the new group also were with SDS. Further, Mitchell says that Max Palevsky is an investor in the private placement that has just been completed, along with investment banker and venture capitalist Arthur Rock.

The firm is starting operations on a comparatively small scale, considering the heavyweight names involved, with less than \$500,000. "But it was oversubscribed, and we

had to turn people down," Mitchell says.

Mitchell also discovered the advantages of the SDS "old boy network," some of whom are now running competitive computer firms. "Dozens of people helped us out with designs, hardware, and business plans," he says.

If SDS faces a hurdle, it is the common one of how to sell the computers, Mitchell concedes. He plans now to go through the more than 1,000 retail computer stores in the U. S., then develop other marketing channels.

The problem is that few of the stores have personnel competent to sell even the simplest computers without extensive training. Lack of software constitutes a disadvantage, too, but he notes that many application packages written in the Basic language can be easily adapted. □

Peripherals


LSI chip yields next-generation CRT

Just as the latest generation of low-cost cathode-ray-tube terminals is getting off the ground, Perkin-Elmer Corp. is trying to leapfrog its competition. It is doing this with a CRT terminal built around a custom large-scale integrated chip that combines the functions of a microprocessor and a CRT controller.

The competitive terminals also feature LSI chips, but these perform one function or the other, not both. What's more, not only does Perkin-Elmer's new Bantam terminal pack more into its chip, but it costs less: \$599 in quantities of 100 or more, about half the price of the older model 1100 from the firm's Randolph, N. J., Terminals division of the Data Systems Group.

Features. Slated for deliveries next month, the new model 550 terminal features upper- and lower-case characters, displays 1,920 characters with a 7-by-10-dot matrix, has a typewriter-style keyboard, and can operate at 11 asynchronous data

The ROMs you need. When you need them.



On-time delivery puts the punch in our total family of ROMs. With the organization you need — 8192x8, 4096x8 and 2048x8 — including our new 300nsec 2316B-3. At Synertek, we know there is no product area where service and responsiveness to your needs is more important than in mask programmable ROMs.

That's why two years ago we pioneered a unique dual capability — first mask programming for lowest cost and smallest real estate, last mask for fastest delivery to meet critical production schedules and get you results now. We can even combine first mask and last mask to get you into production today — and still save you money tomorrow.

Pin compatibility on our 16K,

32K and 64K ROMs gives you built-in future memory expansion capability. All it takes to upgrade your system's ROM capacity for new applications is to replace our 16K ROMs with our 32K ROMs or replace our 32K ROMs with 64K ROMs. And you can usually do it with no hardware changes.

When you buy ROMs from Synertek, you know you're buying total service. Contact us now for samples, data sheets and our comprehensive folder, "Synertek ROMs ASAP." Synertek, Inc., 3001 Stender Way, Santa Clara, California 95051. (408) 988-5611. TWX: 910-338-0135.

Static Read Only Memories.

SY4600	2048x8 or 4096x4, 550nsec
SY2316A	2048x8, 550nsec
SY2316B	2048x8, 450nsec (2716 compatible)
SY2316B-3	2048x8, 300nsec (2716 compatible)
SY2332	4096x8, 450nsec (2716 compatible)
SY2364	8192x8, 450nsec, 24 pin


Synertek, Inc.

High Voltage Products

from **ERIE**

SILICON RECTIFIERS



ACTUAL SIZE

VOLTAGE MULTIPLIERS



POWER SUPPLIES



- "MINIATURIZATION" is our specialty
- Custom design
- "In-house" capability
- MIL approved facilities
- Hi reliability

TYPICAL APPLICATIONS

- Military • Industrial
- Commercial
- CRTs • PMTs • SITs
- I-SITs • LLLTV • Lasers
- Image Intensifiers
- Detectors
- Electrostatic Applications



Write for new catalog or call . . .

ERIE

ERIE TECHNOLOGICAL PRODUCTS, INC.
ERIE, PENNSYLVANIA 16501
(613) 392-2581

Electronics review



Terminal. Perkin-Elmer's David Ratcliffe leans on the Bantam terminal holding the key to its design—an LSI microprocessor-and-controller chip—and the components it replaces.

rates from 110 to 9,600 bits per second. Thanks to the custom chip, the unit has a variety of editing features previously unavailable in this price range: tabbing, full cursor addressing, repeating, backspacing, shift locking, and others.

The n-channel metal-oxide-semiconductor chip uses a single +5-volt power supply, is transistor-transistor-logic-compatible, and comes in a 40-pin dual in-line package. It can operate at either 50- or 60-hertz refresh rates.

One for six. David Ratcliffe, manager of product development for the Terminals division, says the LSI chip replaces a 6-chip board assembly, bringing the terminal's chip count to 19. It also reduces power consumption from 110 volt-amperes in the model 1100 to just 60 VA, he notes.

The chip's front-end microprocessor decodes incoming data to separate displayable characters from control signals, he explains. The back-end CRT controller generates the vertical and horizontal synchronization signals for the monitor.

Rather than incorporate the character generator on the custom chip, Perkin-Elmer uses a separate read-only memory to store characters.

James Folts, vice president and general manager of the division, concedes that the custom chip is not as versatile as commercially available CRT controllers nor as powerful as most microprocessors. But by going the custom-design route, he says, Perkin-Elmer was "able to eliminate many unnecessary options found on existing LSI controllers and economically add intelligence instead." Moreover, it saved the expense of using a microprocessor, which he says is "grossly underutilized" in most low-end terminals.

The chip provides the timing signals for four types of displays: 24 lines of 80 characters, with a 5-by-9-dot matrix; the same line format with a 7-by-11-dot character matrix on a 9-by-12 display matrix; the same-size character matrix but with a 25th line added for terminal-status information; or 16 lines of 64 characters with a 7-by-11-dot character matrix on a 9-by-15 field. □

Europe, Japan, and U. S. agree on IC, CRT typing

Agreement on a single type-designation system for integrated circuits and cathode-ray tubes for worldwide use has been reached by heads of manufacturers' associations in Europe, Japan, and the U. S. "It represents a real breakthrough," says one participant in the agreement, which now awaits formal ratification by the governing bodies of Pro Electron in Brussels and the Electronic Industries Associations of Japan and the U. S.

If the Jan. 1, 1979, acceptance timetable is met, the single numbering system for CRTs and ICs is expected to go into effect the following June. The system would use a computer conferencing network and data bank provided by Telenet Communications Corp. in Washington and linking terminals in Brussels and Tokyo. Products listed under the new system, which still lacks a name, will be "double branded" as of July 1 next year with both their new international type numbers and their existing domestic designations.

Air Force forecast of computer weapons in year 2000 due

When the Air Force publishes its "Computer Technology Forecast and Weapon System Impact Study" in December, military-computer makers can expect **extensive treatment of multiprocessing, artificial-intelligence, and Josephson-junction technology**, as well as details on such software support systems as text editors, compilers, displays, analyzer/transformers, and supervisory systems. The first 900-page draft, which looks to the year 2000, is now being boiled down by the Systems Command at Andrews Air Force Base, Md. The study began with a two-week Air Force Academy meeting in August that had extensive industry participation. It was followed by a meeting of users of weapons-systems computers.

China negotiating U. S. satcom buy, State Department says

The People's Republic of China has begun preliminary government-to-government negotiations for the purchase of communications satellites, says the State Department, confirming an earlier report [*Electronics*, Oct. 12, p. 57]. **The Chinese government is interested in acquiring a satellite with 12 C-band transponders**, like the Westar system built for Western Union by Hughes Aircraft Co. The negotiations are being handled by a group separate from the six-member delegation now completing a tour of 12 U. S. plants of seven manufacturers specializing in earth stations and associated test and measuring equipment.

Commenceal rewriting Communications Act forecast for 1979

When legislation to deregulate U. S. telecommunications in favor of competition is introduced next year in the 96th Congress, it will probably take the form of omnibus amendments to the existing 1934 Communications Act instead of a single, all-purpose bill. That is the estimate of Senate communications subcommittee chairman Ernest Hollings (D., S. C.), following adjournment of the 95th Congress, **which brought with it the death of H. R. 13015, the Communications Act of 1978.** That measure, a 217-page package introduced in June by Rep. Lionel Van Deerlin (D., Calif.), sought to rewrite all the rules for telecommunications and broadcasting in one bill [*Electronics*, June 22, p. 84]. Just before adjournment and following lengthy hearings on his bill, Van Deerlin sharply criticized managers of the nation's independent telephone companies for offering "so little constructive response" to the legislation while at the same time outwardly praising its goals.

Solarex subsidiary to produce cast-Si solar cells . . .

Solarex Corp. says it will set up a new production subsidiary called Semix Inc. near its Rockville, Md., headquarters to begin 1980 production of 10-by-10-cm solar cells cut from cast "semicrystalline silicon bricks" **that already demonstrate terrestrial efficiencies of more than 15%**. The company has filed several patent applications for the process, which Solarex founder Joseph Lindmayer calls "'semicrystalline,' because the term 'polycrystalline' is too broad and it's used to indicate a change in Czochralski growth" techniques.

Initial capital for Semix is reported to be about \$2 million. Solarex expects to achieve the Department of Energy's production price goal of 50¢ per watt (in 1975 dollars) by the mid-1980s, although its first completed units are expected to sell at \$4 to \$6 a watt—a figure that Solarex claims will still make photovoltaics competitive in less developed countries with diesel generators.

. . . as DOE negotiates contract support of Solarex process

The Department of Energy is negotiating a development contract with Solarex to support its new process following agency rejection of a company research and development proposal two years ago, says a company official. Why the turnabout? "It apparently sees an outside threat," he answers, in the European program using similar technology that is being pursued by Heliotronic GmbH, the West German company formed by Wacker Chemical and Chemitronic GmbH (see p. 86). **Solarex says it will now accept Government support only if the company's patent rights can be protected.**

Jedec forming transport unit outside SAE

Semiconductor makers are expected to join a new wide-ranging transportation electronics committee to be organized next month by the Joint Electron Device Engineering Council rather than the narrower automotive group operated by the Society of Automotive Engineers. **Fifteen electronics and automotive manufacturers have been invited to the organizational meeting** of the Transportation/Automotive Committee at the Granada Royale Hometel in Phoenix on Nov. 3, immediately following the two-day meeting of Jedec's JC-41 committee on linear integrated circuits. Acting chairmen of the new unit will be National Semiconductor's Thomas Bispo and Ford Motor's Gary Boone. Companies asked to attend include: Analog Devices, Bendix, Fairchild, Intel, Mostek, Motorola, Raytheon, RCA, Rockwell International, Solid State Scientific, Sperry, and United Technologies, as well as American Motors, Chrysler, and General Motor's Delco.

Micro standards to be pursued under NSF grant

Four national associations will take part in a series of conferences via computer to lay the groundwork for developing U. S. microprocessor standards under an 18-month grant from the National Science Foundation. The Joint Electron Device Engineering Council proposed the program early this year [*Electronics*, Jan. 19, p. 57]. In addition to Jedec, participants include the American National Standards Institute, the Electronic Industries Association, and the Institute of Electrical and Electronic Engineers. **The group also will update MIL-1331**, the military specification for developing tables of parameters for control of integrated circuits, which Jedec says has not been updated since 1970. Consultants for evaluating the \$77,000 grant program are Peter and Trudy Johnson-Lenz, a husband-and-wife team based in Lake Oswego, Ore.

The surest way to improve the performance of any Sample-and-Hold IC is to sample faster and hold longer.

Our new 5537 does it. It's a direct replacement for the LF198/398, but lower leakage current minimizes output voltage droop.

Like the proverbial better mousetrap, a Sample-and-Hold IC that's a pin-for-pin equivalent to the LF198/398, yet offers significant performance advantages, is a development worth talking about.

That's why we call our new NE/SE5537 a Better Pulsetrap. With it, you can do everything the LF Series can do, you pay no more, and you can optimize some of the tradeoffs inherent in all sample-and-hold circuits.

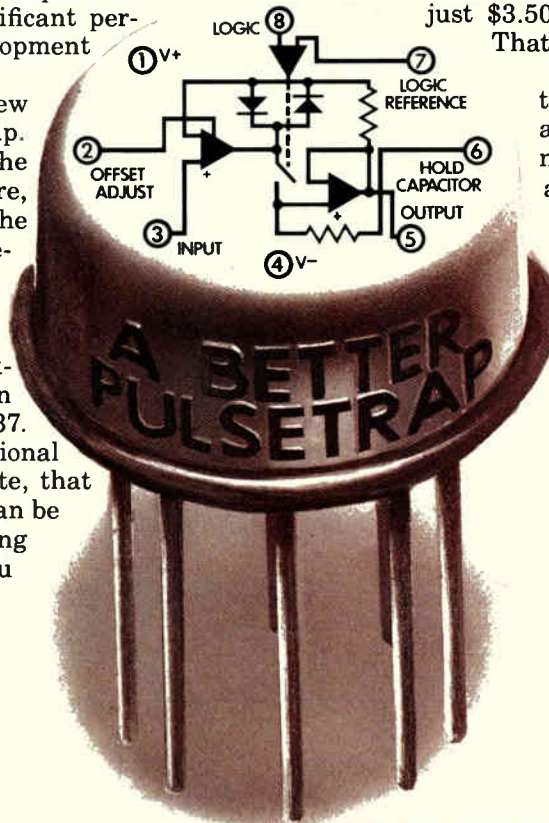
Select Your Acquisition Time and Droop. The 5537's key advantage is its lower leakage current—typically 30pA in the LFs, but only 6pA in the 5537. Since leakage is directly proportional to the output voltage droop rate, that means that your typical error can be better by a factor of 5. By choosing the hold capacitor carefully, you can select an acceptable droop rate without compromising your acquisition time. The tradeoff is still there, but it's optimized.

You Can Drive a 2K Load. The LF Series sample-and-holds will typically drive only a 10K load. Here again, you can achieve another 5X advantage with the 5537. You can drive a 2K load—with no increase in gain error.

You Pay No More. There's no increase in price when you specify the 5537—only an increase in performance. The NE5537 (0–70°C version) costs just \$3.50 in OEM quantities (100–999). That's identical to the LF398.


Next time you run into a potentially troublesome application for a sample-and-hold, think of Signetics. Think of ways you could use a Better Pulsetrap.

You can prepare yourself more thoroughly by using the coupon today to get your data sheet on the NE5537/SE5537. You can also call your nearest Signetics sales office or distributor for details.



signetics
a subsidiary of U.S. Philips Corporation

Signetics Corporation
811 East Arques Avenue
Sunnyvale, California 94086
Telephone 408/739-7700



We're writing the book on analog circuits. It has 916 pages. Send \$7.00 for your copy.

To: Signetics Information Services, 811 East Arques Avenue
P.O. Box 9052, MS 27, Sunnyvale, CA 94086 E1026


- Rush me technical data on the NE5537/SE5537 Sample-and-Hold ICs.
- Please send data on your LF198/398 also.
- I have an urgent requirement. Please have a specialist phone me at once: (____) _____

Name _____ Title _____
Company _____ Division _____
Address _____ MS _____
City _____ State _____ Zip _____

Enclosed is my check for \$7.00. Please send me your 916-page Analog Data Book.

Who do you think of
for a complete line of 8-bit microprocessors?

Next time,



If you haven't checked into our 8-bit line recently, take a look at what you've been missing.

Our 8-bit Families

μ PD 8080AF	μ PD 8085A	μ PD 8048	μ PD 780
μ PD 8080AF	μ PD 8085A	μ PD 8048	μ PD 780
μ PD 8080AF-2	μ PD8085A-2	μ PD 8049	μ PD 780-1
μ PD 8080AF-1		μ PD 8039	
		μ PD 8035	
μ PD 8041			
	μ PD 8155		
	μ PD 8156		
μ PB 8212			
μ PB 8214			
μ PB 8216/26			
μ PB 8224			
μ PB 8228/38			
		μ PD 8243	
μ PD 8251/A			
μ PD 8253			
μ PD 8255/A-5			
μ PD 8257			
μ PD 8259			
μ PD 8279-5			
	μ PD 8355		
μ PD 765			

We've got everything you need in 8-bit

processors—plus a full assortment of industry standard peripherals and memories. And we've got them all in volume, ready to ship.

Not only do we support the entire 8080A family; we also offer the lower-cost single-chip 8048 family and the higher-performance 8085A series.

And for those with applications that require the capability of a Z80™ we have

the fully compatible μ PD780—supported by the full family of 8080 peripherals.

TM Zilog

REPS: Action Unlimited, Arlington, TX; Spring, TX. Burton-Medley Associates, Grandview, MO. Cerco, San Diego, CA. Contact Sales, Inc. Burlington, MA. D/Z Associates, Inc., Denver, CO. Electronic Innovators, Inc., Minneapolis, MN. Eltron, Phoenix, AZ. HLM Assoc., Northport, NY; Parsippany, NJ. Imtech, Inc., Cleveland, OH; Dayton, OH. Kaytronics Limited, Ville St. Pierre, Quebec; Downsview, Ontario; Surrey, British Columbia. L & M Associates, Pikesville, MD; Montpelier, VA. Harry Nash Associates, Willow Grove, PA. R.C. Nordstrom & Company, Lathrup Village, MI. Perrott Associates, Inc., Fort Lauderdale, FL; Clearwater, FL; Orlando, FL. Santana Sales, Costa Mesa, CA. Stone Component Sales, Waltham, MA. Technology Sales, Inc., Palatine, IL. Trident Associates, Inc., Sunnyvale, CA. Tri-Tronix, Albuquerque, NM. Tri-Tronix, NW., Mercer Island, WA. 20th Century Marketing, Inc., Huntsville, AL; Greenville, TN. Wolff's Sales Service Company, Raleigh, NC.

DISTRIBUTORS: Almo Electronics Corp., Philadelphia, PA. Baltimore, MD. Bell Industries, Bellevue, WA. Century Electronics, Albuquerque, NM; Wheatridge, CO; Salt Lake City, UT. Norman Davis Electronics, South Euclid, OH. Diplomat/Westland, Inc., Sunnyvale, CA. Diplomat/Southland, Inc., Clearwater, FL. Diplomat/Lakeland, Inc., Elk Grove Village, IL. Diplomat/IPC of Mass., Chicopee Falls, MA. Diplomat, Holliston, MA. Diplomat/Northland, Inc., Farmington, MI. Diplomat/Electro-Com

think NEC.



We can also fill your needs for a wide range of high-performance peripherals, including our IBM-compatible, double-density, double-sided floppy disc controller, the μ PD765.

NEC not only means advanced technology and volume delivery; we also offer remarkable product reliability—thanks to experienced designers and meticulous manufacturing techniques, backed up by 100% burn-in and testing with MIL-STD-883 methods.


What's more, we give you thorough support—including documentation, design assistance, and product development services. And our engineers are always available to help with specific application problems.

Our new catalog will give you a better idea of just how much we can do for you, not just in 8-bit products, but also in 4-bit single-chip processors and 1K, 4K and 16K memories.

For your free copy, clip your business card or letterhead stationery to this page and send to:

NEC Microcomputers, Inc.,
173 Worcester Street, Wellesley, MA 02181.

If you haven't thought
of NEC before, you will.
Next time.



NEC

NEC Microcomputers, Inc.

Corp., Minneapolis, MN. Diplomat/St. Louis, Inc., St. Louis, MO. Diplomat/IPC Corp., Totowa, NJ; Mt. Laurel, NJ. Diplomat Electronics Corp., Woodbury, NY. Diplomat/Alta-Land, Inc., Salt Lake City, UT. Future Electronics Corp., Montreal, Quebec; Rexdale, Ontario; Ottawa, Ontario. Hughes-Peters, Inc., Cincinnati, OH; Columbus, OH. Intermark Electronics, Sunnyvale, CA; Santa Ana, CA; San Diego, CA. Kent Electronics, Houston, TX. G.S. Marshall, Sunnyvale, CA; Irvine, CA; El Monte, CA; San Diego, CA; Phoenix, AZ. Milgray Electronics, Inc., Freeport, NY; Orange, CT. Reptron Electronics, Inc., Livonia, MI. Resco/Raleigh, Raleigh, NC. Semiconductor Specialists, Inc., Chicago, IL; Burlington, MA; Farmington, MI; Minneapolis, MN; Hazelwood, MO; Pittsburgh, PA; Dallas, TX; Milwaukee, WI. Sterling Electronics, Phoenix, AZ; Sun Valley, CA; San Diego, CA; Baton Rouge, LA; Waltham, MA; Albuquerque, NM; Dallas, TX; Houston TX; Seattle, WA. Summit Distributors, Inc., Buffalo, NY. Summit Elec. of Roch., Inc., Rochester, NY. Technico, Inc., Columbia, MD; Roanoke, VA. Western Microtechnology Sales, Sunnyvale, CA.

REGIONAL SALES OFFICES: Western Region, NEC Microcomputers, Orange, CA (714) 633-2980. Eastern Region, NEC Microcomputers, Melville, NY (516) 293-5660.

E-1-2

RCA. Newsmaker in Linear.

The 3240 Dual. New proof BiMOS is the answer in op amps.

First RCA introduced the BiMOS 3140, most useful op amp since the 741. Now, in volume, the 3240—dual version of the 3140. It brings BiMOS benefits to users of the 747, Bifet TL082, and the often hard-to-get 1458.

Better than 1458 on performance. The 3240, like the 3140, delivers the benefits of MOS/FET input. Such as ultra-high input impedance and very low input current. It also gives you bipolar speed and high supply voltage operating capability: 4 to 44 V, dual or single supply. And much more.

Available now. In volume. Just a few months after its introduction, we're making the 3240 in volume...more proof of BiMOS ease of manufacture. So you can get as many as you want. Now.

For more information, contact your local RCA Solid State distributor. Or contact RCA Solid State headquarters in Somerville, NJ; 1130 Brussels, Belgium; Sunbury-on-Thames, Middlesex, England; Quickborn 2085, W. Germany; Ste.-Anne-de-Bellevue, Quebec, Canada; Sao Paulo, Brazil; Tokyo, Japan.



Duel of the Duals

Type (with single supply)	Input Common-Mode Voltage Range	V_{om}^*	I_i	Slew Rate	Gate Input Protection Diode
BiMOS CA3240E	0 to (V^*-3V)	1 to (V^*-3V)	50 pA	9 V/ μ sec	Yes
Bifet TL082CP	5 to (V^*-5V)	5 to (V^*-5V)	400 pA	12 V/ μ sec	No
CA1458E	3 to (V^*-3V)	5 to (V^*-5V)	500K pA	0.5 V/ μ sec	—
MC1458SP	3 to (V^*-3V)	5 to (V^*-5V)	500K pA	16 V/ μ sec	—

RCA Linear IC experience is working for you.

Only 75-mW dissipation for Hitachi 2147

Now available in samples from Hitachi Ltd. is an extremely low-power version of the 2147 4-K static random-access memory. The NM6147P series mixes three technologies: complementary-MOS sense amplifiers and input/output buffers, cross-coupled n-MOS transistors in the memory cells, and npn bipolar pull-up transistors for low-power operation and a wide voltage margin. **Operating power is 75 mw typical, whereas the best current 2147s are in the 300-mw range;** address and chip-select access times are 50 ns maximum for the HM6147P-3 and 70 ns maximum for the HM6147P. Hitachi is also offering samples of the HN462716 16-K erasable programmable read-only memory, while Nippon Electric Co. is working on a similar 2716-compatible E-PROM and is putting the finishing touches on a 32-K E-PROM. The two Hitachi parts and the NEC 16-K part are to be in volume production in the first quarter of 1979.

Mergers mulled for telecommunications makers in the UK

Britain's National Enterprise board is presiding over industry-rationalization talks among equipment manufacturers that are party to the proposed System X solid-state digital-telecommunications exchange. Spurring the talks is the urgent need to hasten development and marketing of the system, **seen as the UK's last hope of reestablishing itself in the international telecommunications switching market.** Though none of the participants is talking, one strategy known to be under consideration is a merger of Plessey Telecommunications Ltd. and the ITT subsidiary Standard Telephones and Cables Ltd., while GEC Telecommunications Ltd. would go it alone, satisfying the BPO's requirement for dual sourcing.

MITI seeking Japanese-language word processing

Japanese word-processing development projects are more than just a gleam in the eye of the Ministry of International Trade and Industry: MITI is negotiating with the Ministry of Finance for funding for two five-year projects. One would be originating software, chiefly improved operating systems, for the new computers under development in Japan's VLSI project, and high-level software, to improve Japanese programmers' ability to work with established programming languages. The other would be development of high-performance peripheral equipment. **Total outlay would be about \$137 million,** and the result would be to move Japanese computers out of their dependence on English-based computer languages.

ICAO ponders German supplement to MLS standard

Early next year the International Civil Aviation Organization will decide whether West Germany's candidate for the international microwave landing system will serve as a complement to ICAO's **recent MLS choice: the U. S.-developed time-reference scanning-beam system.** The Distance-measuring, equipment-supported Azimuth System, which was developed by ITT affiliate Standard Elektrik Lorenz AG, would add 360° localization capability to locate aircraft landing from any direction.

Low-cost actuator responds to pulses as low as 1 μ VA

Grenoble-based Laboratoire d'Electronique et d'Automatique Dauphinois has a low-cost actuator even more sensitive than its 100- μ VA device introduced earlier this year. Based on the same type of relay, the new actuator responds to pulses as low as 1 μ VA. **Low-input energy is accumulated over a time interval and then discharged as a very short but high-energy pulse.** The new actuator will be available in the U. S. and will

International newsletter

take inputs from many sorts of transducers. It will be ideally suited to applications where power sources are weak or difficult and expensive to incorporate, the firm says. Cost will be around \$3.

Grundig casts eye on American consumer market

Look for West Germany's Grundig AG to jump into the American consumer-electronics market. The move is part of the Nuremburg-based company's plans to recapture overseas markets lost to competition from low-wage areas. Details on a U. S. marketing and product strategy are still to be worked out, Grundig says. **Likely products are high-quality all-bandwave radios and dictating machines—but probably no television sets.** One of the Continent's leading consumer-electronics producers, Grundig pulled in 90% of its 1977 \$1.4 billion sales from Europe.

Italian ICs will make organ music

The Italian semiconductor house, SGS-Ates, expects to market a new series of integrated circuits for electronic organs next year. First to come will be a 160-by-160-mil chip carrying the oscillator and frequency dividers for three octaves of notes, a rhythm generator, and two or three pedal controls. At about \$8, the price will be low enough for use in a better-grade toy organ, the firm says, and two of the chips can be ganged to get a low-cost six-octave organ. **For the upper end, the company will use a 3870 single-chip microprocessor** for keyboard control paired with a sound chip that can put out up to 16 notes at once over a five-octave range. A second microprocessor and memory could be added so the organ would generate sophisticated accompaniments for players.

8080s give versatility to Telex control

Siemens AG is set to introduce a microprocessor-controlled small private-branch-exchange switching system for Telex communications. The Munich firm's EMX1010 works automatically once the user has written the Telex message and necessary instructions into the system's memory. Under the control of Intel 8080 microprocessors, **the switching system establishes connections among as many as 20 teletypewriters** in an internal network configuration. It repeats calls when a busy signal is received, sends out messages at maximum speed or at times when the rates are lowest, sends the same message to a number of receivers, and handles a host of other Telex-related jobs. It will go on sale in November.

Addenda

The French computer-graphics firm, Benson SA, has signed a preliminary agreement to take over the Graphics division of Varian Associates of Palo Alto, Calif. **In return, the U. S. company will get a share of 20% or so of the French firm.** . . . Plessey Ltd. is reviewing its semiconductor activities, considering such options as a major capital investment to establish high-volume standards capability, possibly with a U. S. license; **a merger with a U. S. firm; or the outright sale of its operation,** reportedly to General Electric Co. Ltd. . . . Watch for Grundig AG soon to introduce **a version of its SUC4004 video cassette recorder for use with the French-developed color-TV transmission standard.** . . . Pye-TMC Ltd. is developing a **modular solid-state private-branch exchange for small business** that will use custom MOS large-scale integrated circuits with Intel 8085 microprocessors. The British Post Office is funding the development.



**"We've cut up to 80%
of our negative costs and
reduced our lab labor
time by half thanks to
reprographic techniques."**

**Bill Williams, Manager,
Still Photo Services Lab,
General Dynamics Corporation,
Fort Worth, Texas.**

"The F-16 Air Combat Fighter that General Dynamics is manufacturing for the U.S. Air Force and five allied nations is based upon thousands of engineering drawings—many eight-foot J size. And most of them have funneled through our Still Photo Services Lab for reproduction.

"When you're creating a new airplane, designs and specifications are often changed—until you're sure you're producing the finest aircraft for the mission defined by the Air Force. So, new drawings are needed. It's much easier to use reprographic techniques and make small changes photographically than it is to redraw everything.

"Before we installed our new Kodak Supermatic processor and process camera, we shot everything same-size and tray-processed. We'd shoot our J-size drawings in sections and then splice the whole thing together. I claimed my technician used a four-inch brush to opaque pinholes in negatives.

"Now we shoot the drawings down five to seven times, opaque the reduced-size negative, and come back to a full-size second original with absolute accuracy. All the Kodagraph products go through the processor—so do a lot of our publicity photos. One person processes the same number of line drawings that two technicians did when we were using a wet line. And our savings on negative material alone run between 50 and 80 percent."

Reprographics can help you, too.

Send for more details about General Dynamics' use of reprographic techniques, plus, a complete listing of Kodak products and other applications. Write: Eastman Kodak Company, Graphics Markets Division, Dept. R04805, Rochester, N.Y. 14650.

**VERSATILITY IN
REPROGRAPHICS**

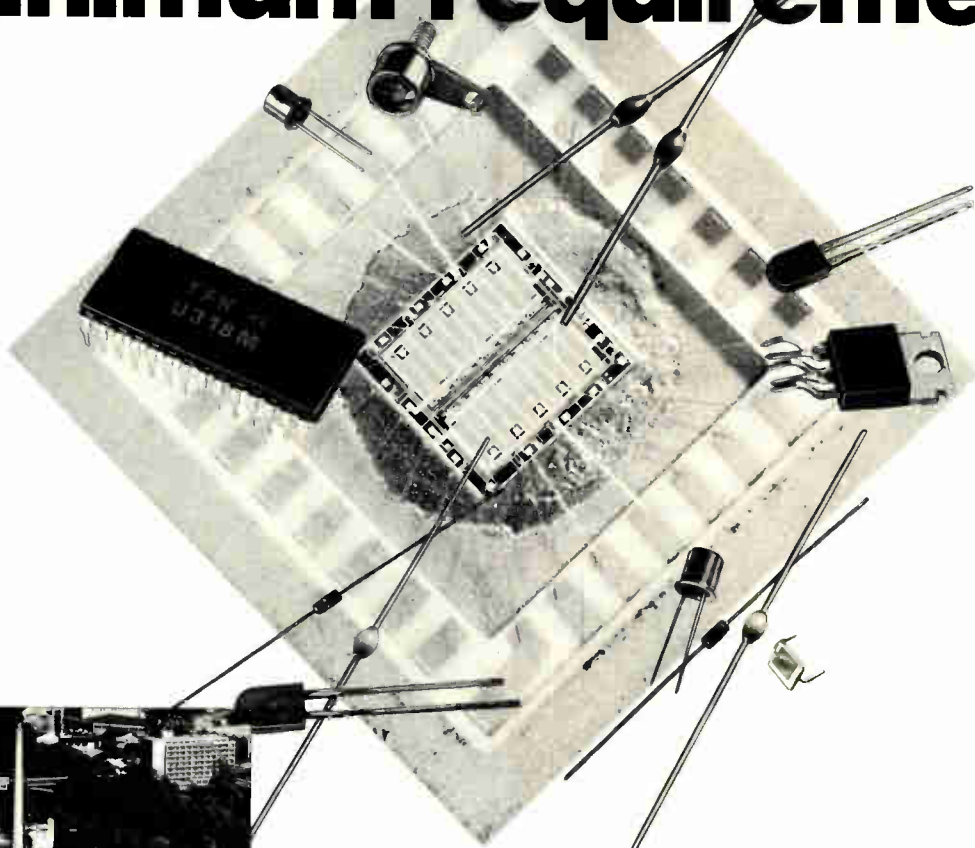


Circle 65 on reader service card

AEG-TELEFUNKEN

Heilbronn – production center for
semiconductor components

Where highest functional reliability is a minimum requirement



AEG-TELEFUNKEN
Semiconductor factory Heilbronn
Freigegeben vom Reg.-Prasidium Nordwürttemberg Nr. 2/33498C

React quickly and switch to best quality – to products from the semiconductor production center Heilbronn of AEG-TELEFUNKEN.

What do you need? We produce them all at AEG-TELEFUNKEN – not only the difficult ones . . .

S 8V7-HN-0878

Whether you require Z diodes using the new LOCEP method or optoelectronic components such as laser or avalanche diodes, whether integrated circuits for remote control, for car radios, or for telephone exchange technology, or transistors . . .

Whether for use on the ground or in space, we are always the right partner for your semiconductor components.

Over 3500 employees work for you in Heilbronn and in our factories in Austria and Manila.

If you would like to know more about our product, write to the following address for our latest information material:

AEG-TELEFUNKEN Corporation
Route 22 – orr drive
Somerville, New Jersey 08876
Tel.: 20 17 22 98 00
Telex: 833409

Or enquire at one of our sales offices for AEG-TELEFUNKEN series products, components division.

Or ask one of our distributors.



**Semiconductor Devices from
AEG-TELEFUNKEN**

Stylus glides over grooveless video disk

Capacitive-playback system has wearless random access to tracks, plus other features found in laser-based systems

Engineers pondering the design of video disk systems sometimes reject stylus playback in favor of better performing but more complex and expensive laser playback. The advantages of the latter tack are diminishing, however, now that Victor Company of Japan (JVC) has shown its system that combines the low cost of the stylus approach with performance features found in laser-based systems.

The capacitive-playback system uses a grooveless disk and a stylus with an extremely broad tip that glides over the recorded tracks [*Electronics*, Oct. 12, p. 64]. As well as providing inputs for standard color television sets and commercial video applications, the JVC system can play back digitally recorded ultrahigh-fidelity audio disks.

Pickup. Signal pickup is like that pioneered for video disks by RCA Corp., in which capacitance variations between the disk and a flat electrode strip on the rear of the stylus are converted into the output signal. The variation is on the order of 10^{-4} picofarad as the 0.7-to-1-micrometer-wide electrode passes over the pits pressed into the disk's surface to carry the information.

Advantages. Disk and stylus wear will be greatly reduced with the new system, says Victor. More important, thinks the company, is the addition of such features as random

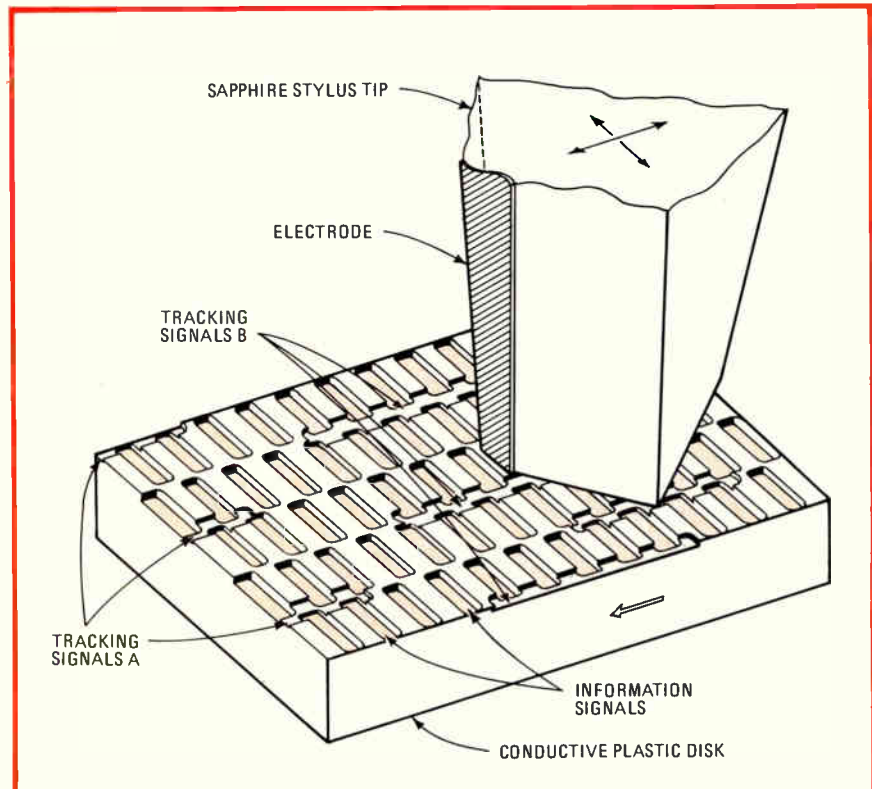
access to a track (especially useful for information-retrieval applications), repeatable playback of a TV frame, and variable playback speeds.

Furthermore, the Tokyo firm says the price would be right, because mass-production techniques are already available for all portions of the system. It estimates that the selling price could be half that of a video cassette recorder.

Program material is carried on Victor's disks as spiral tracks of pits 1.4 μm wide, with a pitch of 1.4 μm (see figure). The narrow track width and relatively low speed of 900 revo-

lutions per minute give a recording time of one hour per side of disk. The TV luminance signal is frequency-modulated on the carrier with an average frequency of 7 megahertz.

Floating. The grooveless design allows the 10- μm -wide blunt stylus tip to appear to float over the tracks, as shown by the negligible wear and the absence of shorts between the electrode and the conductive disk. Consequently the stylus can cut across tracks for quick access to selected tracks, while reproducing information on the intervening tracks for position information, as



No grooves. Video or audio information on JVC's new grooveless disk is recorded in pits, with overlapping tracking pits controlling the stylus's position and a jitter-eliminating mechanism.

laser-based optical pickups also do.

Overlapping the edges of the program tracks are elongated 0.6- μm -wide pits that provide tracking signals. Their relative strengths—512 and 716 kilohertz—control a servomechanism that keeps the stylus electrode over the program track. The tracking signals also control a servo that moves the stylus forward or backwards along track to correct jitter. RCA uses a similar jitter-elimination scheme.

The bandwidth inherent in this system permits it to record ultra-hifi

pulse-code-modulated stereo signals in which each sample contains 14 information bits for each channel, and additional error-correction bits. The sampling frequency is 44.056 kHz, for a flat response to 20 kHz.

Originals for the disks are fabricated by photolithography, using a laser beam. A single beam is split, modulated at the program- and tracking-signal frequencies, and then recombined for photolithography through a single lens. This tactic maintains the relative positions of program and tracking pits. □

director, Erhard Sirtl, even predicts 25¢/w in five to eight years. It would be a thirtieth that of present solar-generated electricity.

The Burghausen subsidiary of Wacker-Chemitronic GmbH [*Electronics*, May 11, p. 44] has reached the sample stage. It has cast material for a 10-by-10-centimeter cell with better than 10% efficiency.

Solarex, of Rockville, Md., reports it has cast polycrystalline silicon bricks for 5-by-5-cm cells with efficiencies above 15%. It plans to be in production within two years of 10-by-10-cm cells at the \$4-to-\$6/w level, roughly half the present cost.

Polycrystalline. Both firms are producing polycrystalline material, rather than single-crystal silicon. Solarex founder Joseph Lindmayer says that "single-crystal does not have the cost factors required for truly inexpensive silicon material." He points to the high efficiencies his firm is achieving to support his argument that "efficiency does not have to be compromised."

Basically, Heliotronic's process casts silicon melt in blocks that are cut into square slices or in plates that need no cutting because they are of the desired thickness. It also is possible to cast the melt in foils, the company says.

Economical. The casting process is highly economical. It "allows the crystallization of a much higher volume of silicon per unit of time and at a lesser cost for equipment and personnel than conventional techniques like crucible pulling," says Bernhard Authier, inventor of the Heliotronic process.

With the Czochralski crystal-pulling process, he says, the crystallization volume per unit of time is limited by such factors as the pulling velocity, typically 2 millimeters per minute. Casting will give a crystallization velocity that is at least 25 times better for an equivalent block cross section.

What's more, the casting method can be used in production lines and can even be automated, Authier says. These considerations, plus the low-cost materials, are prerequisites for economical power generation by

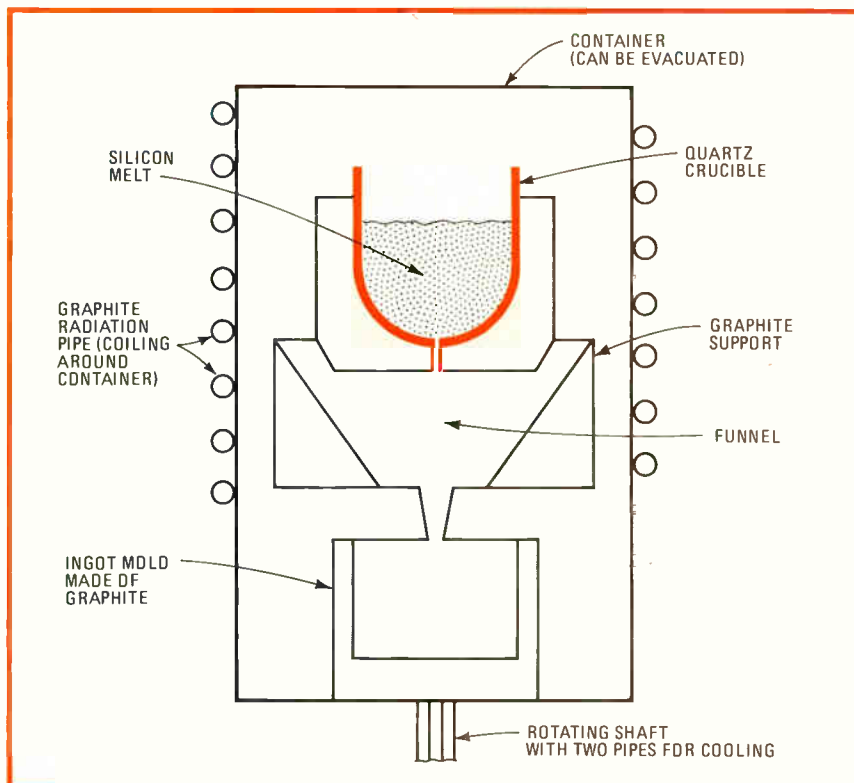
West Germany

Silicon casting promises lower-cost photovoltaic cells

Casting the silicon material for solar cells, rather than growing it by crystal-pulling operations, may clear the way for low-cost energy from the sun. So a West German firm, Heliotronic GmbH, and a U.S. firm,

Solarex Corp., are hard at work on casting processes. Both firms think their efforts point the way towards producing photovoltaic power for under 50¢ per watt.

Heliotronic's scientific/technical




Casting silicon. By funneling a silicon melt into a mold, crystallization occurs at least 25 times faster than with methods that grow the material by crystal-pulling operations.

Presenting The New **11V03**

Featuring

RX02® New Double Density Dual Floppy Disk Drive



- Latest 11/03-LC® 9 slot backplane.
- 1M BYTE Dual Density RX02®
- Provides more open slots.
- Choice of LA36®, VT52®, VT100®
- DEC RT-11® (version 3B) software included.
- Standard DEC® installation and on-site warranty.

First computer is all the computer company you'll ever need to know. . . .

- . . . Attractive OEM and Educational discounts for systems and components.
- . . . Stocking a complete line of LSI-11®, LSI-11/2® and 11/03® products for IMMEDIATE DELIVERY.
- . . . Custom configurations available.
- . . . Personalized service.
- . . . To order call 312/920-1050

Call **First** first for all your DEC® computer needs—
312/920-1050

Standard 11V03 configuration 4 slot backplane		New 11V03 configuration 9 slot backplane																										
<table border="1"> <tr><td colspan="2">CPU</td></tr> <tr><td colspan="2">16K memory</td></tr> <tr><td>serial interface</td><td>floppy interface</td></tr> <tr><td>bootstrap</td><td>open</td></tr> </table>	CPU		16K memory		serial interface	floppy interface	bootstrap	open		<table border="1"> <tr><td colspan="2">CPU</td></tr> <tr><td colspan="2">16K memory</td></tr> <tr><td>Floppy</td><td>/ /</td></tr> <tr><td>Serial</td><td>/ /</td></tr> <tr><td colspan="2">Bootstrap</td></tr> <tr><td>open</td><td></td></tr> <tr><td>open</td><td></td></tr> <tr><td>open</td><td></td></tr> <tr><td>open</td><td></td></tr> </table>	CPU		16K memory		Floppy	/ /	Serial	/ /	Bootstrap		open		open		open		open	
CPU																												
16K memory																												
serial interface	floppy interface																											
bootstrap	open																											
CPU																												
16K memory																												
Floppy	/ /																											
Serial	/ /																											
Bootstrap																												
open																												
open																												
open																												
open																												
\$9,050	Price	FCC LIST \$9,475																										
30 Days	Delivery	60 Days																										
Included	DEC® Installation	Included																										
On-Site parts & labor	DEC® 90 Day Warranty	On-Site parts & labor																										
RT-11® plus enhancements	Operating System	RT-11® plus enhancements																										
32K bytes	Memory*	32K bytes																										
1 Dual	Number of open slots available	4 Dual or 4 Quad																										

* Other memory modules available 16K, 32K, and 64K bytes.



computer corporation

corporate square / 825 north cass avenue / westmont, illinois 60559 / (312) 920-1050

terrestrial solar cells in the future.

To be sure, the Heliotronic process is still in the development stage. But samples are being supplied to potential customers.

Heliotronic's pilot system incorporates a container that can be evacuated. Inside it is the casting equipment, which consists of a quartz crucible with a graphite support around it. A graphite-supported funnel feeds the silicon melt from the crucible down into a graphite mold.

The casting equipment is suspended on a rotating shaft that ensures even distribution of heat in the silicon melt. For heating, Heliotronic uses a graphite radiation pipe coiled around the container. For cooling, the rotating shaft has two concentric pipes with cooling water flowing from the inner to the outer one. To get rid of the heat of the crystallization reaction, Heliotronic uses a copper cooling disk.

The reason for the abundant use of graphite is its good heat-conducting properties, much better than those of, say, quartz. It also has the advantage of good workability, Sirtl says, and it has a thermal coefficient close to that of silicon, not to mention good dimensional stability.

Melting. The casting process involves melting silicon of sufficiently high purity in the quartz crucible under a vacuum or inert gas like argon. Flowing through the funnel, the melt enters the mold where it is cast into block or plate form.

The cooling process ensures that the mold wall's interior temperature does not reach the critical point that would allow a reaction between the graphite and the silicon melt before the wall has been covered with a layer of solidified silicon material. The rest of the molten silicon can then be poured, cooled down, and frozen in its own silicon form, supported by the graphite mold.

Precisely controlling the cooling process ensures a temperature gradient in the silicon such that the blocks or plates being cast show the preferred crystal structure—one consisting of oblong areas oriented vertically to the extremely cool bottom portion of the mold. □

Great Britain

TV camera based on ultrasonic energy ready to probe murky water and silt layers

A television camera that uses an ultrasonic imaging system has made the giant leap into practicality, thanks to a breakthrough in tube technology by workers at EMI Ltd.'s central research laboratories. First application for the new tube is an underwater TV system for divers or submersible craft. Ultrasonic energy can penetrate turbid water and even thin layers of silt, conditions that would blind a conventional television camera.

The camera system comes with an array of ultrasonic transducers that irradiate the scene ahead. The resulting reflections are focused onto the converter tube's image plane by a biconcave plastic converging lens.

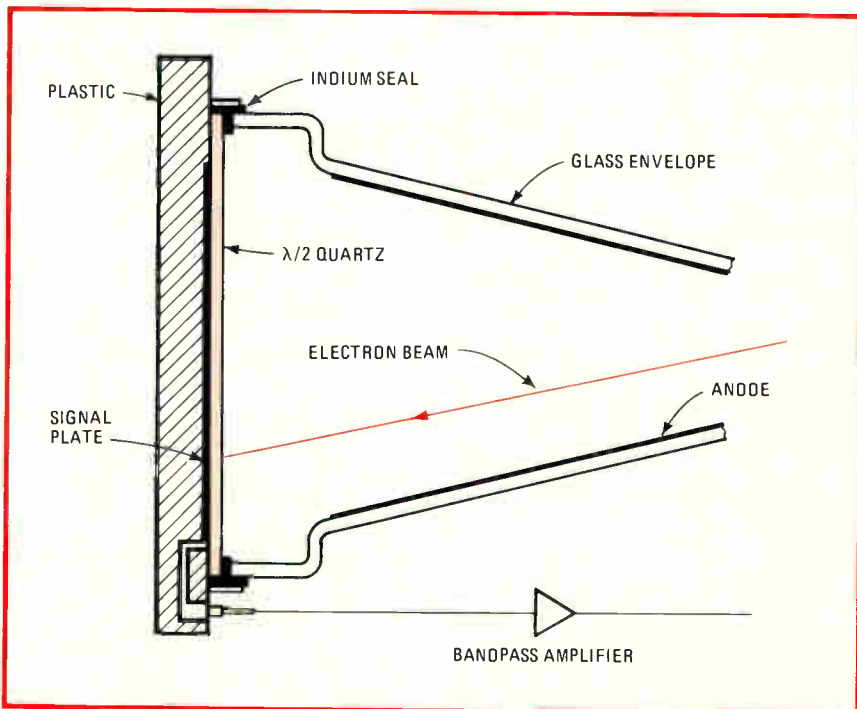
Large crystal. The scan converter tube (see diagram) has quartz crystal embedded in the faceplate, which translates the ultrasonic-pressure wave pattern into a voltage-distribution pattern. Points of reflected

ultrasonic energy are thus translated into equivalent voltage potentials.

The quartz crystal is electronically scanned, and the signal voltage at each point is translated into a capacitive current in the signal plate. This signal is processed by the bandpass amplifier.

The new tube makes possible subsidiary EMI Electronics Ltd.'s high-resolution underwater camera, shown for the first time at the European Offshore Petroleum Conference and Exhibition in London this month. Such a camera has been waiting for a practical image-converter system since the concept was first proposed back in 1936. It took a major research effort by the EMI research labs in Hayes, Middlesex—and some startup government funding—to overcome the problems.

Television pictures created by earlier ultrasonic converters were degraded by the far-from-ideal dimen-



Sound picture. X-cut quartz crystal translates ultrasonic wave pattern into a voltage-distribution pattern, which is electronically scanned and converted into a capacitive current.

Philips Alternate Time Base Display 25MHz Scope.



**It's built to solve more problems for less money!
We'll prove it in your office with a hands-on
demonstration.**

The PM 3214 25MHz/2mV dual trace oscilloscope has all the triggering facilities found on the latest, most expensive oscilloscopes, but the price is only \$1,445.* Complete triggering facilities include AC, DC, TV and an Auto position that derives its trigger from the peak to peak value of the incoming signal. Trigger selection is available from either channel, line or external sources as well as composite triggering for asynchronous signals. And alternate time base display shows main and delayed sweep simultaneously, eliminating back and forth switching. You can even use DC triggering on both time bases. Double insulated power supply eliminates ground loop problems and measurement inaccuracies caused by hum or other spurious signals.

For Problem Solving Without Delayed Time Base, choose our single time base PM 3212 25MHz/2mV dual trace scope. It has all the triggering and overall performance of the PM 3214, but the price is only \$1,195.* Triggering includes AC, DC, Auto and Composite mode. Double-insulated power supply eliminates ground loop problems and measurement inaccuracies caused by hum or other spurious signals. This is easily the most versatile instrument in its price range today.

For Immediate Information, Or to Schedule a Demonstration, use our toll-free hot line number, (800) 631-7172, except Hawaii, Alaska and New Jersey. Calls placed in New Jersey, please call collect, (201) 529-3800, or contact Philips Test & Measuring Instruments, Inc.

*U.S. Domestic Price only.

In the U.S.:

85 McKee Drive
Mahwah, New Jersey 07430
Tel. (201) 529-3800

In Canada:

6 Leswyn Road
Toronto, Canada M6A 1K2
Tel. (416) 789-7188

Mail To: Philips Test & Measuring Instruments, Inc.

Hans Toorens Product Manager Philips Test & Measuring Instruments 85 McKee Drive Mahwah, New Jersey 07430	E 10/78
Please contact me so you can demonstrate the _____ 3214, _____ 3212 I understand that after the demonstration I will receive free the \$16.50 value new Philips book on oscilloscopes.	
Name _____	
Title _____	
Company Name _____	
Street _____	
City _____ State _____	
Zip _____ Phone (Area Code) _____	

Free! \$16.50 Value.

Philips new book on oscilloscopes
will be given to you free after a
demonstration of any Philips scope.



PHILIPS

Circle #70 for literature
Circle #71 for demonstration

sions of the single-quartz-crystal window that forms the faceplate of the vacuum tube. Because quartz is mechanically weak and could fracture when the tube is evacuated, the window's diameter was typically 40 millimeters. Ideally, it should have the largest possible diameter and should be on the order of 1 mm thick. Such dimensions would give a half-wavelength resonance and hence maximum voltage sensitivity in the 2-to-4-megahertz frequency range.

The EMI researchers got around this problem by incorporating a 100-mm-diameter X-cut quartz crystal in a supporting window of epoxy resin. A soft indium-metal gasket seals this composite window to the glass envelope to give a vacuum with a long operation and shelf life. The resin also has an acoustic impedance midway between water and quartz, thus coupling the maximum amount of energy into the image converter.

The resulting tube is robust and can be operated to a depth of 30 meters in water without special relief of the faceplate, says Patrick H. Brown, a member of the labs' development team. With an added pressure window, depths down to 300 meters are possible.

Problems. The development team had to overcome several system problems. The highly coherent ultrasonic radiation used to irradiate the scene produced a speckled effect, similar to that of laser-illuminated scenes. Therefore, to prevent loss of detail, the illuminating ultrasonic transducers are modulated with narrow-bandwidth noise.

Variations in the dynamic range of the received signal can be as high as 80 decibels for a single illuminating transducer. The multiple array of ultrasonic illuminating transducers is used to reduce variations.

To avoid spurious signals being generated by the tube, the scanning electron beam is modulated at high frequencies. By heterodyne mixing of the signals at the tube's target, the ultrasonic information is extracted as a difference frequency by the bandpass amplifier.

The result, says Brown, "is a quite

agreeable TV picture." There are 201 lines per frame and 12½ frames per second. At 2 MHz, a range of several meters in very turbid water is possible. The target price, he adds, "is something comparable with conventional TV packages." □


France

Tiny runabout uses electronic ignition

The new Citroen Visa is one of the smallest automobiles in production, but its two-cylinder engine has an all-electronic ignition, a feature confined until now to much larger engines. Thomson-CSF designed its new AEI (for all-electronic ignition) to work on all four-stroke, two- or four-cylinder engines. It can supply high constant voltage to the ignition coil and adjust the spark advance, based on the engine's speed and the intake manifold's compression.

The unit has two synchronization sensors to detect crankshaft position and a sensor to determine vacuum variations in the intake manifold. Their output goes into a processor that works out the spark-advance curves and into a power unit that supplies voltage to the ignition coil. The four-cylinder version has additional sensors for oil and water temperatures and throttle position

Small sparks. Thomson-CSF's all-electronic ignition system is designed for small engines. Citroen's Visa uses a hybrid version but will soon switch to the integrated version shown.



and outputs for two coils.

The AEI's processor is a custom monolithic linear circuit. It has three main functions. It computes the engine speed, which Thomson may supply to a tachometer in future versions. At the moment, the data is used to calculate the voltage required for the coils. The processor also works out the spark advance curve and controls the energy output.

Citroen awarded the contract to Thomson only in January, so the company immediately went to work on a version that uses only discrete components. Visas are coming off the production line with a hybrid model, but they will be using the integrated version early in 1979 (see photograph).


Detection. The synchronization sensors detect the passage of a metal stud attached to the engine flywheel. Engine speed and crankshaft position are thus available to the processor for computing the advance curve.

The sensors are basically made up of 1-megahertz oscillators. When the stud passes a sensor, a reference pulse is triggered.

Thomson paid special attention to the radio-frequency interference problems that occur in mounting sensors in an automotive engine. Each sensor has a detection range of 1 millimeter ± 0.5 mm to allow it to detect the flywheel-mounted stud without picking up any spurious noise. Also, the pulse generated has a rise time of about 20 microseconds and an amplitude of more than 5 to 7 volts, so it can be detected within the whole range of interference that is encountered in the harsh automobile environment.

The new system is reckoned to achieve 10% economies on the already miserly fuel consumption of the Visa. Other plus points are smooth running even at low revolutions and reliable functioning under extreme operating conditions. Thomson claims that the sensors function even with a dying 6-volt battery or up to 24 v for short periods, as well as under conditions of mechanical abrasion and temperatures from -40°C to $+125^{\circ}\text{C}$. □

THE PLOT TO SAVE YOU MONEY.



MFE's X-Y Recorders. Full Capability for 30% Less.

When most people need an X-Y recorder, they automatically turn to the biggest name in the business. Which is a very expensive habit.

Because MFE has two X-Y's that give you the same full capability for up to 30% less. A savings of up to \$400!



Our X-Y's offer rugged, field-proven performance. In both English and metric. General purpose or OEM dedicated. With five colors of ink. Either 11" x 17" or 8½" x 11" formats. And we guarantee delivery within two weeks.

The plot thickens: our 8½" x 11" X-Y even has a pad/load paper feed system that operates three times faster than conventional single sheet machines.

That's a feature you won't find on any other recorder at any price.

For a brochure on our money-saving X-Y's, contact MFE Corporation, Keewaydin Drive, Salem, NH 03079. Tel: 603-893-1921. TWX 710-366-1887/TELEX 94-7477. In Europe: MFE Products Sa, Vevey, Switzerland, Tel. 021 52, 80, 40/TELEX 26238. (MFE has complete worldwide representation. Contact us for the rep nearest you.)





WHEN YOU'RE READY TO STEP UP, YOU'RE READY FOR A HEWLETT-PACKARD.

Hewlett-Packard is the step up—in quality, ease of use and total design. Whether it's a powerful fully programmable model or your first scientific calculator, there's a Hewlett-Packard just right for you.

THE FIRST STEP.

The HP-31E. Scientific. \$60*[†]

The first of our new, economical Series E. Consider it the new standard for scientific calculators. Trig, exponential and math functions plus metric conversions, scientific and fixed display modes. 4 separate user memories.

The HP-32E. Advanced Scientific with Statistics. \$80*[†] Everything the HP-31E is—and more. More math and metrics plus statistics, hyperbolics and decimal degree conversions. SCI, ENG, and FIX display modes. 15 user memories.

The HP-33E. Programmable Scientific. \$100*[†] Science, math and statistics with the added clout of programmability. 49 program lines of fully merged keycodes. Editing keys, control keys, and a full range of conditional keys. 8 user memories.

THE NEXT STEP.

The HP-29C. Advanced Programmable with Continuous Memory. New Low Price \$175*[†] Continuous Memory lets you retain programs and data. 30 user memories. 98 program lines. Preprogrammed functions include: trig; rectangular/polar conversions; mean and standard deviation; statistical functions; angle conversions. SCI, ENG and FIX display modes.

The HP-19C Advanced Printing Programmable with Continuous Memory. New Low Price \$275*[†] All the functions and power of the HP-29C—with full printing capability. So you can list a program, the contents of the 30 user memories, or the contents of the memory stack. It's invaluable

when editing programs or performing calculations with lengthy output.

THE ULTIMATE STEP.

The HP-67. Fully Programmable. \$450*[†]

The most powerful handheld programmable we make. Handles up to 224 fully merged program lines on a single magnetic card. Write your own programs or use the hundreds of prerecorded programs we have available. 26 user memories, 3 subroutine levels, 10 user-definable keys, 10 conditional four flags, and indirect/relative/label addressing. 10 optional prerecorded application pacs—each typically contains over 6000 program lines. In addition—a wide choice of software in Science, Engineering and Business.

The HP-97. Fully-Programmable with Printer. Identical in power and completely program compatible to the HP-67. Operates on both batteries and AC—so you can have a printed record whenever and wherever you need it. Features an extra-large display for improved readability and buffered keyboard for high-speed data entry.

HEWLETT-PACKARD IS WITHOUT EQUAL.

In logic systems. Our scientific calculators use parentheses-free RPN logic exclusively to let you solve lengthy problems easily and consistently. You'll find it's by far the shortest possible distance between the question and the answer.

In documentation. We support you with: Introductory Booklets; Owners' Handbooks; Applications Books; and User's Library and Solutions Books for math, biology, space and earth sciences and much more.

In quality. Just ask any Hewlett-Packard owner. For quality, reliability and engineering excellence—nothing else comes

close. Hewlett-Packard is the choice of astronauts and Nobel Prize winners.

AN ENLIGHTENING OFFER.

For a very enlightening booklet on the subject of choosing your next calculator, send the coupon for a free copy of, "The Professionals' Choice... the Logical Choice."

Additional details on the calculators shown? We'll send you a free copy of our Digest magazine.

And if you're now ready to purchase your first or move up to your next scientific calculator—see your Hewlett-Packard dealer right away. For the address, **CALL TOLL-FREE 800-648-4711** except from Hawaii or Alaska. In Nevada call 800-992-5710. Once you see what we offer—you'll agree stepping up to Hewlett-Packard is the only logical choice.



Dept. 214R, 1000 N. E. Circle Blvd., Corvallis, OR 97330

HEWLETT-PACKARD

Dept. 214R
1000 N. E. Circle Blvd.
Corvallis, OR 97330

Please send:

- Professionals' Choice...
 Logical Choice Booklet
 Hewlett-Packard Digest

NAME _____

ADDRESS _____

CITY _____

STATE _____ ZIP _____

*Suggested retail price excluding applicable state and local taxes—Continental U.S.A., Alaska and Hawaii. Displays are photographed separately to simulate typical appearance.

616/76



Parallel testing keeps your memory traffic moving.



Your production line is probably spewing out a virtual river of memory devices: RAMs, ROMs, EPROMs up to 65K x 8 bits. Your test system can't be a bottleneck. It must pace the flow, not choke it.

Fairchild developed the XINCOM 5581 Parallel Operation Memory Tester specifically to speed throughput and help reduce the cost of testing.

The 5581 is a high performance, functional and parametric memory tester. It can parallel test up to four 65K x 4 bit multiplexed address RAMs.

And it's done with only two heads, each with two sockets or connectors for wafer probers


device handlers. Thus, the 5581 combines the throughput of a 4-head tester with the mechanical simplicity of a 2-head system.

In its maximum configuration the 5581 will handle:

- 65K x 4 bit RAMs with multiplexed addresses, four at a time with two at each test head:
- 65K x 8 bit RAMs and 4K x 8 bit ROMs two at a time, one in each test head:
- 65K x 8 bit RAMs or 4K x 8 bit ROMs time sequential with a different device at each head.

On-the-fly timing edge control provides test accuracy and reproducibility for production testing of dynamic MOS and bipolar memories.

The 5581 can be used as a stand-alone tester or as a satellite to the XINCOM III distributed test




system. As part of the Xicom III test system, it can store, analyze and process vast amounts of test data or prepare schmoo plots, wafer maps, or trend graphs. You also get compiling and test program editing capabilities.

To really appreciate the accuracy and throughput speed of the 5581 you should see one in action. Since there are numerous systems already installed there's probably one close to you. We'll try to set up an appointment for you to see one. Just give us a call. Fairchild Test Systems Group, Xicom Division, Fairchild Camera and Instrument Corp., 1725 Technology Drive,

San Jose, Ca 95110

FAIRCHILD (408) 998-0123

The longest in our long line of laser firsts...



Bell Laboratories
Murray Hill, New Jersey 07974

Bell Labs scientists Roger Stolen and Chinlon Lin work with a fiber Raman laser, one of a new class of light sources that use optical fibers—up to a kilometer long—to produce tunable laser light. At left, the laser's output—which contains multiple Raman-shifted wavelengths—is taken off a beam splitter and dispersed by an external grating to show the broad range of wavelengths that can be tuned.

Bell Labs has developed some of the world's most transparent glass fibers to carry light for communications. We've also devised a way to make these highly transparent glass fibers generate light. In fact, they are the basis for a new class of tunable light sources called fiber Raman lasers. They're among the latest, and by far the longest, of many lasers invented at Bell Labs, beginning in 1957 with the conception of the laser itself.

Since the new fiber lasers work best at wavelengths at which they are most transparent, we can make them very long. The longest active lasing medium ever built, in fact, was a fiber Raman laser over a kilometer in length. Studying the ways light and glass interact over such distances is part of our research in lightwave communications.

In these new light sources, a glass fiber with high transparency and an extremely thin light-guiding region, or core, is excited by a pump laser. The pump light, interacting with the glass, amplifies light at different wavelengths through a phenomenon known as stimulated Raman scattering. This light is fed back into the fiber by a reflecting mirror. If gain exceeds loss, the repetitively amplified light builds up and "lasing" occurs.

Fiber Raman lasers have conversion efficiencies of about 50%, operate in pulsed and continuous wave modes, and are easily tunable over a broad wavelength range in the visible and near infrared regions of the spectrum.

We've used these lasers to measure the properties of fibers and devices for optical communications; and studies of the lasers themselves have revealed a wealth of information on frequency conversion, optical gain, and other phenomena. Such knowledge could lead to a new class of optoelectronic devices made from fibers, and better fibers for communications.

Looking back

These long lasers come from a long line of Bell Labs firsts:

1957: The basic principles of the laser, conceived by Charles Townes, a Bell Labs consultant, and Bell Labs scientist Arthur Schawlow. (They later received the basic laser patent.)

1960: A laser capable of emitting a continuous beam of coherent light—using helium-neon gas; followed in 1962 by the basic visible light helium-neon laser. (More than 200,000 such lasers are now in use worldwide.) Also, a proposal for a semiconductor laser involving injection across a p-n junction to generate coherent light emitted parallel to the junction.

1961: The continuous wave solid-state laser (neodymium-doped calcium tungstate).

1964: The carbon dioxide laser (highest continuous wave power output system known to date); the neodymium-doped yttrium aluminum garnet laser; the continuously operating argon ion laser; the tunable optical parametric oscillator; and the synchronous mode-locking technique, a basic means for generating short and ultrashort pulses.

1967: The continuous wave helium-cadmium laser (utilizing the Penning ionization effect for high efficiency); such lasers are now used in high-speed graphics, biological and medical applications.

1969: The magnetically tunable spin-flip Raman infrared laser, used in high-resolution spectroscopy, and in pollution detection in both the atmosphere and the stratosphere.

1970: Semiconductor heterostructure lasers capable of continuous operation at room temperature.

1971: The distributed feedback laser, a mirror-free laser structure compatible with integrated optics.

1973: The tunable, continuous wave color-center laser.

1974: Optical pulses less than a trillionth of a second long.

1977: Long-life semiconductor lasers for communications. (Such lasers have performed reliably in the Bell System's lightwave communications installation in Chicago.)

Looking ahead

Today, besides our work with tunable fiber Raman lasers, we're using other lasers to unlock new regions of the spectrum in the near infrared (including tunable light sources for communications), the infrared, and the ultraviolet.

We're also looking to extend the tuning range of the free electron laser into the far infrared region—where no convenient sources of tunable radiation exist.

We're working on integrated optics—combinations of lightwave functions on a single chip.

Lasers are helping us understand ultrafast chemical and biological phenomena, such as the initial events in the process of human vision. By shedding new light on chemical reactions, atmospheric impurities, and microscopic defects in solids, lasers are helping us explore materials and processes useful for tomorrow's communications.

Also under investigation is the use of intense laser irradiation in the fabrication of semiconductor devices. The laser light can be used to heat selective areas of the semiconductor and anneal out defects or produce epitaxial crystalline growth. Laser annealing coupled with ion implantation may provide a unique tool for semiconductor processing.

We've played an important part in the discovery and development of the laser—an invention making dramatic improvements in the way our nation lives, works and communicates.




Bell Laboratories

From Science : Service

Teradyne finds the practical solution.
No. 8 in a series.

Real-time bit mapping

A dazzling new way to evaluate semiconductor memories.



A visual presentation of failing bits under varying test conditions is essential to any understanding of a semiconductor memory's failure mechanism. To date, the most any test system has had to offer in this respect is a CRT raster scan, which displays failing bits in real time but which usually lacks any means for storing the data. As the dots disappear from the CRT screen, the data and any possibility of computer analysis disappear along with them.

Real-Time Bit Mapping, recently developed by Teradyne, goes so far beyond the conventional techniques for bit-fail analysis that it is sure to become *de rigueur* in any evaluation of memory performance. Beyond that, it is of major value on the memory production line, where it serves as a real-time monitor of device quality.

Available as an option with the J387 Memory Test System, RTBM permits on-the-fly modification of a test program (the standard production-test program,

as a rule) and real-time display of the resulting bit failures. The display is in full color, with the accumulating layers of bit failures shown from one end of the spectrum to the other. An address descrambler ensures that the bits are shown in their correct topological positions. The operator uses a joystick to pilot a cursor around the screen, changing program levels and timing, selecting operating modes, recalling patterns, and in general feeling like Luke Skywalker at the controls. The display also reports operating mode, level values, x-y addresses, bit-fail counts, and various other items of interest. The 19-inch screen is big enough to serve as both scoreboard and bit map for most memories, but if greater resolution is needed, any portion of the display can be instantly expanded.

The color terminal and the joystick are the most spectacular aspects of RTBM, but the basic ability to catch, accumulate, and process bit-failure data is available with or without the color terminal. The RTBM capability opens up all kinds of possibilities. One can, for example, use it as a bit-masking device in a search for "soft" errors. One bit-fail pattern can be used as the mask for subsequent passes, or the mask can be inverted so that all bits except those masked are ignored.

But to the engineer, nothing can match the sensation of shifting into checkerboard and watching a kaleidoscope of bit failures change before his eyes. From now on, anything less will be distinctly second class.

TERADYNE

LSI-board testing bedevils users

Another Battle of Cherry Hill shapes up as annual conference will attract 1,500 device vendors, OEMs, and tester makers

by Bruce LeBoss, New York bureau manager, and Albert F. Shackil, Instrumentation Editor

That many of today's large-scale integrated devices equal yesterday's densely populated printed-circuit boards in performance is a familiar tale. But the other side of the story—the degree to which the increased use of LSI by equipment makers is disrupting the established principles for testing circuit boards—is causing consternation.

In fact, so great are the problems created by the growing use of LSI chips on pc boards that an estimated 1,500 LSI vendors, users, and test-system manufacturers are expected to gather at the 1978 Annual Test Conference next week in Cherry Hill, N. J., to discuss whether complex LSI can be effectively tested at both the component and board levels. Familiarly called the Battle of Cherry Hill because it often has served as an arena for participants to hurl brickbats at one another over testing inadequacies, the three-day conference starts Oct. 31. It will devote more than a third of its technical sessions to issues associated with board-level testing.

Robert E. Anderson, vice president of Omnicomp Inc. of Phoenix, believes board-level test problems created by the increased use of LSI come in three categories. "The increased complexity has made test sequences for LSI boards harder to generate; the dynamic nature of many LSI chips has required higher-speed test systems; and the bus-structured organization of these boards has made fault isolation more difficult," he says.


Density and pins. According to Anderson, who will chair a panel on board-level test problems, the difficulty in generating test patterns for

complex chips is due to the increased functional density relative to the number of edge pins or test pins of the board. "The internal circuits have too many functions, too many states, and too much memory to be tested completely from the edge pins," he says.

Many of the techniques used to test small- and medium-scale integrated-circuit boards "are not suitable for LSI boards," Anderson says. For example, the simulator-aided programming technique, "the most widely used approach for board testing at present, has difficulty keeping pace with the development of new complex LSI chips." The primary problem appears to be the difficulty in modeling such devices.

Richard Albright, manager of advanced test systems at Digital Equipment Corp. in Maynard, Mass., points out just how costly and time-consuming it can be to model these complex LSI chips. "It normally takes from six to eight weeks to model and develop a test program for an MSI board." In contrast, "a board containing about 10 LSI chips will take 20 weeks just to model, and at least an additional 10 weeks to generate test programming for the board." For a single LSI board, "modeling time has increased from a few weeks to six months or even a year."

Also a panelist at the test symposium, Albright further notes that models for MSI chips generally have



Probing the news

been available in the user's or tester-manufacturer's library and were developed from specifications given in the device maker's catalog. However, because of the increased complexity of LSI chips, their specifications are not readily available.

Another part of the problem is the large amount of memory required to simulate a board containing several LSI chips. Modeling such chips "would take up too much core memory and would increase simulation time and costs, even if information were available from device manufacturers," says Robert T. Szpila, test systems marketing manager at GenRad Inc. of Concord, Mass. Also a panelist, Szpila points out that it is just not cost-effective to do a gate-level model of LSI.

Attempts are being made to extend simulators so that they can handle LSI chips on boards. The techniques include functional modeling languages and the use of actual LSI chips to provide a hardware model during simulation. But they "usually model the correct operation of the LSI chips and do not predict faults," Anderson says.

No guarantee. Because LSI devices are complex, GenRad's Szpila notes, "board functions are more complex

and it is difficult to evaluate the quality of the test program." As a result, if an operator were to get a green light from his test system, indicating the board is good, "he really does not know if his test was thorough enough to justify that green light."

One way to attack the problem, he says, is to push the state of the art in in-circuit testers that do an internal inspection of LSI devices on the board. "Theoretically, it looks to be a good way to test LSI boards," he adds, because if an operator can get right on the chip itself, he has more control over the test of the IC than if he went through a functional or edge-connection test.

However, a problem arises. "The chip is connected to others through a common node, and when you stimulate the chip you want to test, the other ICs go into an active state. If, when applying power to the IC to be tested, energy is dumped into the other ICs for any length of time, they could burn up."

This bus structure of most LSI boards also makes fault isolation more difficult because of the presence of many devices on the same bus, any of which could cause the fault. As a result, "guided-probe testing, the generally accepted way of diagnostic testing, is no longer acceptable when applied to testing


LSI boards," says Kemon P. Taschioglou, board-testing-marketing specialist at Teradyne Inc. of Boston. Because the guided-probe method looks at all inputs when a device is failing and because there are many devices hanging on a node, it takes longer to sense all the inputs and to find the path back to the faulty device. As a result, he adds, throughput drops when testing LSI boards.

Furthermore, because the bus is bidirectional, inputs to one device become outputs to another. Thus, says Taschioglou, who will give an overview of LSI board-level testing, "the guided probe gets confused. It thinks it has a feedback loop, and guided-probe diagnostics then become much more challenging."

Largely because of the difficulty in isolating faults on a bus to which many devices are linked, as well as the trend by LSI vendors to put many functions on a chip with a minimum of test points, users now find themselves at the point where they are no longer able to test the devices at the board level, says Walt Luciw, principal advanced-circuits research and development engineer at Sperry Rand Corp.'s Sperry Univac division in Blue Bell, Pa. This situation, he adds, leaves users to assume LSI boards are in working state, only to see them turn up later at a customer's site as faulty boards.

Awesome task. Also a panelist at the Cherry Hill conference, Luciw believes a major contributor to what he calls the escalating problem of isolating or even detecting internal faults involves the learning curve for LSI. "Often, users do not understand the devices fully and without this intimate knowledge, testing an LSI chip alone or in conjunction with other devices on a board becomes an awesome task."

Luciw questions whether LSI vendors themselves know how to thoroughly test their devices. "If the device manufacturers supplied users with schematics, recommended test patterns, and data involving intrinsic device problems, along with a procedure on how to thoroughly test these LSI chips, perhaps 90% of the problems associated with LSI device- and board-level testing would be solved." But, for the most part, Luciw says, "they don't." □



The cause. This board, typical of today's printed-circuit boards jammed with LSI circuits, is the type that causes the annual Cherry Hill finger-pointing by tester makers, users, and OEMs.

Custom LSI

Ten Facts That Can Improve Your Product and Save You Money at the Same Time.

If you think you're saving money by putting standard ICs into your products, maybe you don't know the facts about custom LSI.

1 Custom LSI Can Move You Ahead Of Competition. Although volume buys of stock ICs may save money, you get little benefit on total system costs. That's because the major cost of any system is for assembly and related hardware. Since semiconductor component cost in many systems is only 20 percent of the total, you may not be saving money at all.

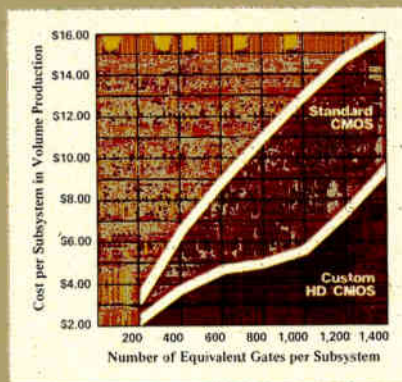

2 "Standard Components" Means Just That—Standard. If you can buy it for your application, so can the competition. Designs using standard ICs can be copied and pirated. Often overnight. Not so with custom LSI. Designed for your system application, custom LSI can give you a jump over the competition. And not just days either. Custom can propel you years ahead.

3 You Pay Only For What You Need. Nothing more. There's no waste built into a custom circuit. You get what you need. Not what a standard IC dictates you use.

4 Custom LSI Means Improved Reliability. By cutting the number of packages and interconnects, a custom LSI system increases reliability. Moreover, lower power requirements translate to reduced power supply costs.

5 Custom LSI Means Smaller Physical Size. This can mean greater savings in other materials that go into your product. For example, you get a smaller PC board count—plus portability.

6 In Volume, Secondary Costs Are Reduced. Custom photomasks and tooling may be more expensive initially. But in volume, cost reduction in component assembly and wiring usually tilts the balance in favor of custom LSI on the bottom line. And that's where it counts.



7 Micro Power's Custom Has Become The Standard. It took the people at Micro Power to develop the 1-volt CMOS process, now an industry standard for watch circuits. We also invented HD/CMOS, our own high-density process with multi-layer interconnects and silicon nitride passivation. These proved that high production yields and tightly-packed logic can go hand-in-hand.

8 We Pioneered Micro-Bipolar LSI And On-Circuit Thin-Films. Our special product development gave birth to Micro-Bipolar LSI, a process with excellent amplifier characteristics and low power requirements. And our intensive work in thin-films has led to high-resolution thin-film resistors deposited directly on an LSI chip. Our thin-films let you "integrate" mega-ohm resistors in a space usually required by kilo-ohm values.

9 Over 300 Custom Circuits At Work. Since 1971, we've helped develop more than 300 custom LSI devices for many fields—including instrumentation, communications, timekeeping, security systems and medical electronics. Our technical expertise and analytical business skills have helped to improve our customers' products and save money at the same time. We'd like to do the same for you.

10 Time To Get All The Facts. Our knowledge of custom LSI can help you. And that's a fact. Begin a dialogue about custom LSI in your own terms by sending for our capabilities brochure. Or better yet, call Custom LSI marketing at (408) 247-5350.

We sell more than circuits. We sell solutions.



3100 Alfred Street, Santa Clara, CA 95050, (408) 247-5350

Circle 83 on reader service card

NEFF SYSTEM 620L

Data acquisition for people in a hurry.

Our 620L is a versatile data acquisition and recording system for today's technology . . . and tomorrow's.

Modern test facilities need a fast and flexible system that will supply tapes in any industry-compatible format. One that converts analog voltages to engineering units for real-time monitoring . . . CRT or hard copy . . . and for tape playback. It must perform limit checks and generate alarms.

That's the 620L. What's more, it's a turn-key system . . . complete with software. Just connect your transducers and go.

The 620L features the field-proven Neff analog front end with up to 512-channel input capacity, the DEC PDP-11 computer and a nine-track tape transport to generate tapes in your choice of formats. Neff 11S software provides the man/machine interface and includes an extensive operator request package. It will acquire and record up to 20,000 samples per second.

The system is ideally suited for the replacement of older, less sophisticated systems . . . without precluding the use of existing data reduction software and equipment. With 620L, you can record on-line test data and match your tape format immediately . . . with a standard, not a custom, system.

620L could be just the high-performance, moderately priced system you've been waiting for. Check with us for details.



NEFF
INSTRUMENT CORPORATION

1088 EAST HAMILTON RD., DUARTE, CALIFORNIA 91010 • TELEPHONE (213) 357-2261 • TWX 910-585-1833
Circle 84 on reader service card World Radio History

Electronics abroad

Taiwan's TV makers getting nervous

While exports of color sets are climbing, threat of U. S. import restrictions and closing of Admiral plant darken picture

by Dan Shapiro, McGraw-Hill World News

With booming export sales and rapid progress toward domestic self-sufficiency in parts and components, Taiwan's color TV industry ordinarily would have much to cheer about.

But any rejoicing is tempered by expectations that the U. S. Government will before long insist on import restrictions on Taiwanese sets similar to the Orderly Marketing Agreement imposed on Japan last year [*Electronics*, Oct. 12, p. 57].

Further complicating the picture is the recent announcement by Rockwell International Corp. that it will shut down its Admiral TV operations in the U. S. and Taiwan. The Admiral plant in Chungho County, outside Taipei, has been Taiwan's largest exporter of finished color sets to the U. S., with an estimated annual volume of 220,000 sets plus 250,000 chassis.

According to figures compiled by Taiwan's Board of Foreign Trade, 496,253 color sets were shipped to the U. S. as of Sept. 9. For all of 1977, in contrast, the total was only 332,563. Taiwanese officials disagree with the contention that this growth has resulted primarily from the limitation on Japanese exports. Trade board director H. K. Shao says, "More important is that the Taiwan product is highly competitive in terms of price and quality."

That competitiveness should grow in the near future as dependence on imported parts decreases. Last month the N.V. Philips Gloeilampenfabrieken subsidiary in Taiwan opened a \$55 million plant to produce color picture tubes. Its annual volume of 900,000 units will meet more than 80% of the domestic demand by assemblers selling into

the local and export markets.

Philips Taiwan is also awaiting government approval of plans to make deflection yokes and ferrite materials, which it hopes to start producing next year. Another project, being carried out by the government-backed Electronic Industry Research Center with technical cooperation from RCA Corp., is designed to provide domestic capability in linear integrated circuits. Production facilities now under construction are scheduled to go into operation in late 1979.

Purchaser. Only five manufacturers—one American-owned (Admiral), one Japanese, and three domestic—have been engaged in exporting finished color sets to the U. S. (see chart). With Admiral due to close within the next few months, speculation has been rife that its factory

may be taken over by another producer. The leading candidate is thought to be Olympic International of the U. S., whose investment application to establish a color TV plant in Taiwan was approved by the government early this year. Formerly a manufacturer, Olympic has been engaged solely in importing in recent years. When its new Taiwan facility is in operation, Olympic plans to make some 100,000 units a year.

Other American-backed TV plants in Taiwan have no current plans to produce complete color sets. Philco-Sylvania makes monochrome sets only, Zenith produces color modules, and RCA began turning out color chassis a year ago and now ships an estimated 600,000 annually to the U. S.

The major role played by Admiral and RCA in the trade is likely to put

TAIWAN'S TV EXPORTS TO THE U.S.

Company	Ownership	Estimated 1978 exports	
		Complete sets	Chassis
Admiral	American	220,000	250,000
Hitachi	Japanese	130,000	—
RCA	American	—	600,000
Sampo	90% local, 10% Japanese	100,000	—
Tatung	90% local, 10% Japanese	150,000	—
United	local	12,000	—




THANKS TO GATES THESE BUZZ, WHIP, SHINE, WHIR, SCAN AND ENTERTAIN LONGER.

There's a new power source for portable electronics. Gates Energy.

And the list of companies utilizing our unique energy cells for power is growing fast.

Hewlett-Packard, TORO, Data Terminal Systems, Data General, Dual-Lite, Keithley Instruments, and Tideland Signal are just a few.

Here's why. Nothing beats our energy cells and batteries for dependable, rechargeable power. They deliver hundreds of deep discharge and thousands of shallow discharge cycles. Safe, simple and reliable float charging for 8 years or more. Predictable performance from -65°C. to +65°C. Exceptionally long



shelf life. Plus sealed construction for packaging flexibility and operating safety in any position. Our cells are sealed to about 50 lbs. with a re-sealable safety vent.

There's a lot more we'd like you to know about Gates Energy. So we've prepared a comprehensive information packet full of design data, spec sheets and application notes. Send for it today. Circle our Reader Service number, or write us directly.

Gates Energy Products, Inc.,
1050 South Broadway, Denver, CO
80217. Phone (303) 744-4806. EM 10

GATES ENERGY

Circle 86 on reader service card

From Electronics Magazine Book Series. Zero-risk trial offer.



New Product Trends in Electronics, Number One

From "New Products," state-of-the-art materials and equipment, arranged according to function. \$14.95

Electronics Book Series

P.O. Box 669, Hightstown, N.J. 08520

Send me _____ copies of "New Product Trends in Electronics, Number One" at \$14.95 per copy

Discounts of 40% on orders of 10 or more copies. I must be fully satisfied or you will refund full payment if the book is returned after ten-day trial examination.

Payment enclosed Bill firm Bill me
Charge to my credit card:
 American Express Diners Club
 Visa Master Charge

Acc't No. _____ Date exp. _____

On Master Charge only, first numbers above name

Name _____ Title _____
Company _____
Street _____
City _____ State _____ Zip _____
Signature _____

Taiwan in a more favorable negotiating position than Japan was with Washington. In fact, the pressure on Washington to take action against Taiwanese imports is coming less from American industry than from Tokyo, arguing for even-handedness. One result, Taiwan hopes, will be the exemption of chassis from any agreement concluded.

In the meantime, the Taiwanese government has been taking steps to block Japanese companies wanting to use Taiwan as a manufacturing base to circumvent the agreement with the U. S. The policy is aimed at deferring to American restrictions as well as assuring that most export growth is credited to the record of Taiwanese makers.

Reducing reliance on their Japanese partners should not cause great hardship for the Taiwanese companies, since they had already been concentrating on developing their own marketing channels and technical competence. Sets sold by Tatung Co. and Sampo Corp. under their own brands or private labels have been based on their own engineering and design work without Japanese assistance. Tatung has been spending nearly \$3 million a year and Sampo \$2 million on research and development, extremely large expenditures by Taiwanese standards.

Tatung, whose \$200 million in sales last year ranked it as Taiwan's fourth largest private corporation, manufactures a broad range of electrical and electronic consumer and industrial goods. Most sales to the U. S. are channeled through a subsidiary in southern California, the Tatung Corp. of America.

At the end of this year or early next year, after the subsidiary moves to a larger plant in Compton, Calif., it will also begin the assembly of 25-inch color sets using chassis imported from Taiwan and U.S.-made picture tubes and consoles. The production target has been set at 5,000 units for the first year. If the operation goes smoothly, assembly of 19-in. sets will be added as well, leaving only the 13-in. size to be shipped in finished form from Taiwan.

One of Tatung's goals clearly is to shield itself from the impact of any protectionist restrictions. But Chieh Sun, president of Tatung of America, argues that with the rise in ocean freight rates since the energy crisis, assembly in the U.S. is now the most economical way to market products there for the larger models. The chassis, because its production is so labor-intensive, must still be imported from Taiwan, he says.

Sound effort. Of the Taiwanese companies, Tatung has been the most ambitious in its marketing efforts. Seeking to develop a special feature to help its product find a niche in the highly competitive U.S. market, it decided to improve sound quality to appeal to audiophiles. Its "Audiocolor" models incorporate a transmission device for channeling the sound through the consumer's existing stereo system, an innovation that won the product a design and engineering award at the Consumer Electronics Show last year. The styled set has also been made to resemble audio equipment.

Sampo, Taiwan's 10th biggest private company last year, with sales of slightly over \$100 million, markets in the U.S. through a branch office in Chicago. It began exporting color sets, in 19- and 13-in. sizes, to the U.S. last December, selling to such customers as K-Mart and the chain stores of the City Products group.

Because of limited production capacity, Sampo does not anticipate a rapid expansion in exports. Although it seriously considered establishing assembly facilities in the U.S. as Tatung is doing, it has tabled the idea, at least until the market situation becomes clearer.

The third and smallest Taiwanese exporter is United Electronics International, which maintains a sales office in New York. Its 1978 exports to the U.S. are expected to come to only 12,000 sets.

Looking ahead, Taiwanese manufacturers expect their country to surpass Japan as an exporter of color TVs but not to dominate the market as the Japanese formerly did. They anticipate strong competition from South Korea, which can undersell Taiwanese products as a result of even lower wage levels. □

IMPROVE LASER EQUIPMENT PERFORMANCE

...with **DOUBLE CATHODE FLASHTUBES**



Double cathodes give you longer life and predictable operation. When the current goes negative the anode becomes a cathode and the ordinary flashtube prematurely fails from cathode bombardment of the anode electrode. Not with Xenon's double cathode protection.

We recognized long ago that in applications involving negative ringing current it was necessary to prevent anode failure when it must operate as a cathode. Our double cathode design gives you a more reliable, predictable and longer operating flashtube.

If you're not using XENON's Flashtubes -- you don't have "Double Cathode Protection"


Write For Free 50-Page Catalog

Xenon Corporation, 66 Industrial Way, Wilmington, MA 01887
(617) 658-8940 TWX: 710-347-0630

XENON corporation

Circle 87 on reader service card

Sprague-Goodman. The first and last name for trimmer capacitors.



PISTONCAP[®]/CERAMIC/FILMTRIM[™]/MICA

At Sprague-Goodman we specialize in trimmer capacitors. They're our only business. So we offer prompt service and off-the-shelf delivery of our full line of catalog parts. From multi-turn tubular Pistoncaps[®] in glass or quartz, thru ceramic single turn and Filmtrim[™] plastic single turn, to our new Mica compression line.

Our comprehensive line of trimmer capacitors deliver reliability at competitive prices, and our staff is always available for custom designing to your needs.

So the next time trimmer capacitors are called for, call us or your distributor and ask for them by name...Sprague-Goodman.

SPRAGUE GOODMAN

Sprague-Goodman Electronics, Inc.
(An Affiliate of the Sprague Electric Company)

134 FULTON AVE. GARDEN CITY PARK, N.Y. 11040 • 516-746-1385 • TLX: 14-4533

Computers


IBM moves in on distributed processing

New 8100 system will compete with companies already in that arena both technically and in terms of price

by Anthony Durniak, Computers Editor

After paying lip service to the concept with its previous machine, IBM has extended its broad umbrella of approval to distributed processing with the introduction of its 8100 Information System. The new entry, unlike its predecessor, stands ready to challenge the heavyweights.

Technical details about the processor, which was unveiled earlier this month [*Electronics*, Oct. 12, p. 33] appear to point to a product that is unique in its configuration and specifications. Because of this, the 8100 is expected to compete with all contestants in the distributed-processing arena. At first blush the 8100 seems to weigh in against such products as Digital Equipment Corp.'s PDP-11/70, Data General Corp.'s latest Eclipse C/350, and Hewlett-Packard Co.'s new 3000 Series 33. Marketed by IBM's mainframe arm, the Data Processing division in White Plains, N. Y., the new computer is even expected to impact other IBM divisions, primarily the General Systems division in Atlanta, as the 8100 appears to overlap its System/34 and aging Series/3. With its stand-alone processing and pro-



New contender. IBM's 8100 system not only can compete with the top distributed processors technically, but it sets up a rivalry between mainframe and small-system divisions.

gramming features, the 8100 also obsoletes the Data Processing division's previous distributed-processing unit, the 3790, even though IBM still makes it.

A 32-bit interrupt-driven processor, the 8100 is available in two versions: the 8130, which uses IBM's new 64-K random-access memories and has a memory cycle time of 1,200 nanoseconds, an access time of 975 ns, and a data transfer rate of 930 kilobytes per second; and the

8140, which IBM says uses older 3-K RAMs and thus is some 60% faster with a memory cycle time of 800 ns, access time of 550 ns, and data rate of 1.25 megabytes per second.

Both processors have a machine cycle time of 400 ns, can handle between 256 and 512 megabytes of main storage, and have an instruction set of 112 instructions. IBM will not reveal the type of logic used, claiming it is proprietary. Though IBM does not use the term "microprogrammed," a spokesman says both processors operate under control of read-only memories that are not alterable by the user. Both units contain 4 kilobytes of read-only memory. Eight priority levels are incorporated into the 8100 processors, which also have dynamic addressing to handle up to 4 megabytes of logical address space.

There are two types of registers in the 8100 processors, the 32-bit principal registers and the associated 16-bit adjunct registers. The registers are divided into 64 sets of eight

The 64,000-bit question

In addition to unanswered questions concerning the processing capabilities of the 8100 computer, the industry has been frustrated by a lack of information concerning the new 64-K random-access memory used in it [*Electronics*, Oct. 12, p. 33]. IBM says the chip has arrays of dynamic one-device cells and is fabricated using a new field-effect-transistor process that uses n-channel metal gates. A spokesman says the chips are 0.25 inch square and are packaged four to a 1-in.² module.

Developed at the General Technology division laboratory in Burlington, Vt., the 64-K device has an 18-K brother developed at the IBM World Trade Laboratory in Boeblingen, West Germany. A spokesman at Burlington, where the devices are made, says details will be released later this month.

registers each, of which 48 are general purpose.


Integrated into the 8100 processors is a 1-megabyte, dual-sided, double-density diskette drive and a choice of 29- or 64-megabyte fixed disk drives or 23- or 58-megabyte fixed disk drives with 131 kilobytes of fixed-head storage. Additional input/output devices and disk drives are attached through an 8101 unit. Although IBM says the fixed disk-drive technology is proprietary, the data-transfer rate is 1.043 megabytes per second and the average access time is 27 milliseconds.

In addition to this collection of hardware, IBM introduced some 20 software products to operate with the 8100. In a break with its traditional policy, the software is unbundled—that is, priced separately from the hardware—with licensing fees ranging from \$11 to \$215 a month. Most important of the products are the two operating systems, the Distributed Processing Control Executive, which emulates IBM's older 3790, and the more powerful Distributed Processing Programming Executive, which allows the 8100 to operate in a stand-alone mode—something the 3790 could not do.

Industry observers caution, however, that before a complete analysis and comparison can be made additional information is needed on the 8100's instruction set, addressing scheme, and Programming Executive capabilities. Moreover, true measurements of its processing throughput will be impossible until production units are available, competitors note.

Although the first 8100s are not scheduled for delivery until the third quarter of 1979, their prices are rather aggressive, and industry observers expect a round of price cutting by competitors. An 8130 processor, for example, with 256 kilobytes of memory and a 28-megabyte disk, starts at \$600 a month on a two-year lease or can be purchased for \$24,000. The largest 8130, with 512 kilobytes of memory and a 64-megabyte disk, is priced at \$29,940 or \$780 a month on lease. The 8140 with the same hardware parameters ranges in price from \$960 to \$1,520 a month on lease or \$33,060 to \$46,980 purchase. □

Buy yourself a little present.



Reward yourself for the great job you're doing.

Buy the new Fluke 8020A DMM so you can keep up the good work. Although it's small in size and price, it's big on performance. Only \$169.

Lightweight (13 ozs.) and rugged, it goes on the job with you. And you carry typical benchtop capabilities such as super-stable band-gap reference and 2000-count resolution with 100 μ V sensitivity.

Like you, the 8020A is an innovator, and it has many features most meters can only envy. Like conductance, the missing function on many meters, for leakage measurements all the way up to 10,000 M Ω !

The 8020A saves you time as well as money, with its autopolarity and autozero. And the crystal-clear 3½-

digit LCD display can be read in any light, and keeps on displaying your accurate measurements for up to 200 hours on one simple 9V battery.

Inexpensive to own and to operate. And safe as well, with 3-way overload protection against overvoltage, overcurrent and transients to 6000V. Fully guaranteed (including NBS-traceable calibration) for a full year.

A nice gift for someone who has to keep up the good work: you. Call (800) 426-0361*, toll free, and we'll tell you the location of the closest Fluke office or representative. Or, write: John Fluke Mfg. Co., Inc., P.O. Box 43210, Mountlake Terrace, WA 98043.

Price U.S. only.

*Alaska, Hawaii and Washington residents — please call (206) 774-2481.

Command Performance: Demand the Fluke 8020A.

2509-7103

FLUKE[®]

Electronics abroad

Components sales up across Europe

Soft spots are few and far between, though two common problems loom as firms gather for Electronica

by John Gosch, Frankfurt bureau manager, and the European editors of Electronics

For the first time in many years, West Europe's multifaceted components markets have something in common: business everywhere is on the upswing. In fact, it is going much better than predicted earlier this year, and the upward trend should continue well into 1979.

Besides good business, they have other aspects in common, but these are less encouraging. There is the problem of declining prices, and there is the erratic world monetary system, as well as the devalued American dollar, which hurts companies doing business where the dollar is the medium of exchange.

Another problem that has the industry on edge are stretched-out deliveries and even shortages for some devices. Usually that's not bad, but this time components people worry that the shortages are the

result of inventory ordering.

All in all, though, prospects are good. In the words of Erich Gelder, managing director of Advanced Micro Computer GmbH, a joint venture of Siemens AG and Advanced Micro Devices Inc. of Sunnyvale, Calif., "for all the uncertainties, the positive aspects predominate." It's little wonder, then, that sales and marketing managers from all over Europe will be in a buoyant mood at the Nov. 9-15 Electronica components shown in Munich. And on the stands will be 1,400-plus exhibiting firms.

West Germany. In West Germany, whose 1977 components production value of \$2.3 billion makes it the world's third largest producer after the U. S. and Japan, sales started to pick up around the middle of this year. Because business was down by about 2% during the first half of this

year compared with the same period last year, 1978 will probably show a gain of 3% for components of all kinds. That is modest, to be sure, but the trend is up.

Doing better than the average this year will be innovative components for new applications. These include optoelectronic devices, which should register a 15% gain, and, of course, microprocessors, which are expected to score a hefty 70% sales increase over last year. Overall, semiconductor products should gain "around 10%," says Dirk G. Vogler, manager for marketing administration at Texas Instruments GmbH in Freising, West Germany.


The result may be supply problems, but also price declines for many devices, even for some with long lead times. To Gelder, this is contradictory—a development that he believes stems from "everybody wanting to increase his market share, come what may." He, among others, speculates that at least part of the shortage problem is the result of over-ordering to rebuild stocks.

A big boost is coming from the data-processing industry, and at long last the industrial-equipment sector is coming to the fore as a big customer. Also, after years of keeping its purse strings tight, West Germany's post office is going on a spending spree again: for the next five years, the agency has earmarked about \$12.5 billion for telecommunications capital expenditures.

France. At Electronica, the French also will add a dash of optimism about Europe's near-term prospects. As in West Germany, impetus will keep coming from the communications and consumer sectors. Sales



Aisles of Munich. This scene from last year's Electronica show will be repeated early next month, with sales managers from all countries able to report upswings.



Has your power supply vendor left you up in the air?

Just when you need him most, your power supply vendor can't deliver. Maybe he's unable to meet your interface requirements. Or your performance needs. Or you found claims for his product to be somewhat "inflated".

Whatever the problem, you're in a fix. What to do? Call Powercube.[®]

Our Cirkitblock[®] power supply modules are readily available from stock. And you can use these miniature modules to design systems that fit (or retrofit) almost anywhere you want them. You can also count on them to do what you want done. Used for over a decade in major Military and Space programs, these proven 1" x 1" x 2" modules meet the toughest specs for size, weight, performance and environment.


If you have a power supply problem — or want to avoid one — check your requirements with Powercube. Just call us at (617) 667-9500 or circle the reader response card.

It beats finding yourself in a box!



POWERCUBE

A SUBSIDIARY OF UNITRODE CORPORATION
POWERCUBE CORPORATION
EIGHT SUBURBAN PARK DRIVE
BILLERICA, MASSACHUSETTS 01821
(617) 667-9500



We've got your number

in flat panel displays!

IEE's ARGUS alpha-numeric displays are available *now* in 32, 64, 80, 128, 256, 320, 480, 512 and 960-character panels



- 5X7 dot matrix with .21", .25" and .33" character heights
- Available in neon-orange (filterable to red) or green, both with wide 120° viewing angle
- Low profile panels function with a standard TTL ASCII interface

We invite you to compare the ARGUS to any other display around. More than 20 different models. We do have your number!

IEE

The
Display
Maker

Industrial Electronic Engineers, Inc.
7740 Lamona Ave., Van Nuys, California 91405
Tel. (213) 787-0311 • TWX 910-495-1707

Circle 261 for demonstration

Circle 92 for future reference

If this magazine is worth your time, it's worth 58¢.

Drop off the routing list. Avoid the Perils of Passalong. Get your own fresh, unclipped copy mailed to your home or office. \$15 (58¢ per issue) for a one-year U.S. subscription. (\$17 in Canada.) Turn to the subscription card in the back of the magazine. If somebody beat you to it, write: Electronics, P.O. Box 430, Hightstown, N.J. 08520.

Probing the news

officials at Motorola France say that telecommunications will lead the way next year with a growth rate of around 14%.

Overall, French electronics markets will be doing well, and so component makers are sanguine about the near-term future. Yves Thorn, marketing manager at Thomson-CSF's Sescosem division, says, "We see a good increase in the IC market in the first half. This will be mainly in metal-oxide-semiconductor and linear circuits for telecommunications."

Italy. Italian sales and marketing people also will descend upon Munich in a buoyant mood—and with good reason: Italy's components market is experiencing an upswing that should continue through next year. Though mild right now, the upturn could gain momentum if the Rome government puts into effect its plan to pump some \$600 million—\$125 million for components—into research and development efforts.

"Overall," says Enrico Villa, marketing manager at the big components producer SGS-Ates, "the semiconductor industry should show a growth rate of between 13% and 15% for 1978 and roughly the same for 1979, with large-scale integrated MOS circuits faring the best."


Britain. The cross-Channel group of marketers from the United Kingdom will head for Electronica with spirits not quite as high as those of their counterparts on the Continent.

To be sure, at present the British economy is enjoying a miniature consumer boom, the result of growing North Sea oil revenues and the relative strength of the pound. However, the consensus is that the boom will have spent itself before the second quarter of 1979, and the depth of the following recession will depend on the unions.

In the components sector, there has been a slowing down of order intake overall, says David Benda, industrial and component market research manager for Mullard Ltd. But high-growth products like memories and microprocessors are holding up better than most other devices. □

Statek 10-350kHz QUARTZ CRYSTALS...

best for frequency control



One fits the watch... the 19 standards and over 350,000 others fit wherever you imagine

First, imagine small. Because Statek Crystals are small . . . approximately 1/10 the size of conventional low frequency crystals. They employ the tuning fork crystal technology Statek introduced, then perfected for the watch industry. Thus, the small 68¢* cost . . . the lowest cost, high volume, crystals available for discrete or hybrid use . . . world-wide.

Next, they're accurate. Much more accurate than any LC or RC oscillator or frequency control network

Electronics / October 26, 1978

. . . today, next year or long-term. In fact, the 100x improved aging and accuracy of the CX series eliminates costly alignment and "zeroing-in" . . . for a life-time.

And you won't have frequency selection problems either . . . 19 standard frequencies, plus Statek's precision laser tuning that lets you pick from over 350,000 others.

If you have an immediate volume application, contact the factory for samples or specific information. Or

consult EEM/GOLD BOOK for specifications.

Statek Corporation, 512 N. Main,
Orange, California 92668, Telephone:
(714) 639-7810 TELEX 67-8394

*100k qty




INNOVATORS IN FREQUENCY CONTROL

Circle 93 on reader service card

93

Through The Looking Glass with the DAC-03



In *Through the Looking Glass*, Lewis Carroll introduced Alice to a mirror-image world where things were never what they seemed. In fact, they were just the reverse of what they should be. Punishment came before the crime; answers came before the questions.

Linear Wonderland is like that sometimes, too. Salesmen spend their commissions before the purchase orders are signed. Marketing departments announce products before engineering develops them.

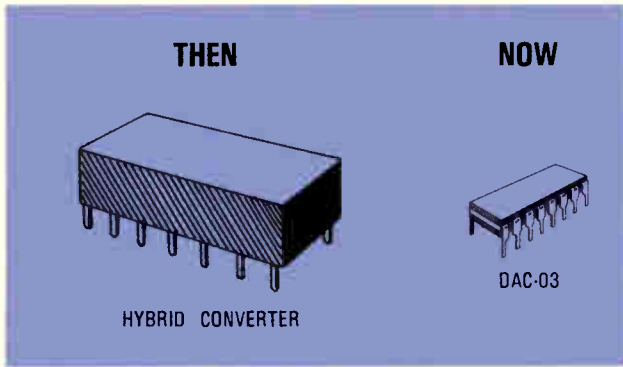
And at PMI, we try to develop products before anyone else realizes they're needed. We know that in Linear Wonderland, the best products create their own need.

That was how we developed the first truly monolithic D/A converter, the 6-bit DAC-01. At the time, no one thought they needed it because they were "making do" with modules or in-house designs with separate op

amps and voltage references. When the DAC-01 (and the 10-bit DAC-02) came along and offered high performance specs with monolithic reliability, a lot of people suddenly found this was *just* what they needed.

PMI has another product we think a lot of engineers need: The DAC-03, a *low cost* 10-bit converter. Like the 10-bit DAC-02, it includes all the elements of a complete DAC on a single chip: precision voltage reference, current steering logic, current sources, diffused resistor ladder network, and high speed internally compensated output op amp.

Unlike the DAC-02, the DAC-03 is perfect for design jobs where the operating ambient is confined near room temperature. That's where our DAC-03's 25°C tested and guaranteed performance and its low, low price should be just what the systems engineer ordered.



The people who haven't needed the DAC-03 (until now) are all those designers who looked at our DAC-02 and decided that their system didn't justify the higher cost of wide temperature range testing.

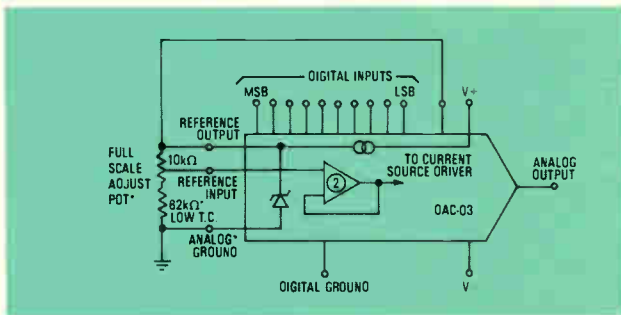
So they turned instead to in-house designs they could build with low-cost components, or to modules and hybrids which gave them the 25°C performance they wanted, but cost dearly in terms of space and power.

Was PMI going to let them go on forever making those trade-offs?

And will those same engineers go on using oversized \$50 modules with a 1-watt power requirement and a speed of 5 μ sec when they can get a DAC-03 in a chip or DIP package which requires only 350 mW, settles within 1.5 μ sec output to 1/2LSB at a 10V step and costs as little as \$7.95?

Even in the sometimes-backward world of Linear Wonderland that's not very likely. As Tweedledee said to Tweedledum:

"Contrariwise! If it was so, it might be; and if it were so, it would be; but as it isn't, it ain't. That's logic!"



Logic could also convince you to be one of the first to stop not needing the DAC-03. You'll quickly develop a need for the DAC-03's guaranteed monotonic performance in four non-linearity grades. We believe you'll need not only the DAC-03's speed and miserly power consumption, but also its ability to use a wide range of power sources, from $\pm 12V$ to $\pm 18V$. And knowing that it's available in either +5V or +10V output range versions allows you to develop a need for either. Or both.

One need you'll *never* develop with the DAC-03 are additional devices for interfacing in TTL and DTL applications. Its input is fully TTL/DTL compatible, and only a 4¢ diode is required for full CMOS compatibility. You also won't need a big design budget since the DAC-03 is priced like a monolithic DAC, not like a module.

Sound too good to be true?

"One can't believe impossible things," Alice told the Queen.

"I daresay," replied the Queen, "that's because you haven't had much practice."

Why not practice with the impossible? Just fill in our "WHO NEEDS THE DAC-03?" coupon below and return it to us. Or get them from the guys on the following page. Fill out the coupon and PMI will send you a free sample so you can find out for yourself that in Linear Wonderland the best products are the ones nobody needs.

Until PMI develops them.

Part No.	100 and UP (US OEM)
DAC-03DDX1 (or X2)	\$ 7.95
DAC-03CDX1 (or X2)	\$ 9.95
DAC-03BDX1 (or X2)	\$14.00
DAC-03ADX1 (or X2)	\$18.00



Precision Monolithics, Incorporated

1500 Space Park Drive

Santa Clara, California 95050

(408) 246-9222 TWX: 910-338-0528 Cable: MONO

I want to practice with the impossible and I need the DAC-03 to do it. Please send me a DAC-03 sample and data kit.

Mail to:

Precision Monolithics, Inc., 1500 Space Park Drive
Santa Clara, CA 95050

Check which type and voltage:

- DAC-03DDX2 (5V) or X1 (10V) DAC-03CDX2 (5V) or X1 (10V)
 DAC-03BDX2 (5V) or X1 (10V) DAC-03ADX2 (5V) or X1 (10V)
 I don't need samples, just send a data sheet

My name _____

Title _____

Company _____

Dept. _____

Address _____

City _____ State _____ Zip _____

Phone (_____) _____

10E5006

Sapphire could challenge ECL

Speed and density of C-MOS circuits mount, with military preparing to welcome radiation-hardened versions

by Robert Brownstein, San Francisco regional bureau

The conventional wisdom is that complementary MOS with silicon-on-sapphire technology will find an emerging market when n-channel metal oxide semiconductor begins to run out of steam in the 1980s [*Electronics*, April 27, p. 94]. But with research teams cranking out faster and denser C-MOS on sapphire, the technology is likely instead to wind up competing against speedy emitter-coupled logic.

That's the main view of participants at the fourth IEEE workshop on SOS held earlier this month in Vail, Colo., where the talk more commonly is of skiers sliding down snow-covered slopes than of electrons sliding through n and p channels of

devices layered on sapphire substrates.

D. Howard Phillips, workshop general chairman and manager of microelectronics at Lockheed Missiles and Space Co., Sunnyvale, Calif., says that C-MOS on sapphire is geared to high-speed or high-performance device development, particularly because of its low-capacitance dielectric substrate, which allows high speed at low power dissipation.

Speed-power is the name of the game, according to Daryl T. Butcher, a research manager at Rockwell International Corp.'s Electronic Group in Anaheim, Calif. He reveals that speeds up to 500 megahertz have been achieved with 2-micrometer channel lengths on prescaler circuits operating at 10 volts. "There has been a lot of publicity about SOS being used in microprocessor and memory applications, but I think it makes more sense to be attacking the Cadillac end—the high-speed, low-power area," Butcher says.

He backs his statement with a comparison of a C-MOS-on-sapphire divide-by-10 or -11 circuit with a functionally equivalent low-power Schottky and ECL circuit. "At 10 MHz and 100 MHz, the ECL circuit dissipates 400 milliwatts and the Schottky part, 93 mw. In contrast, the C-MOS-on-sapphire IC runs at 0.32 mw at 10 MHz and 2.7 mw at 100 MHz," Butcher says. He adds, "At 300 MHz the SOS IC dissipates only 7 mw." The highest dissipation for C-MOS on sapphire is only 0.2 to 0.4 watt per square centimeter, according to Butcher.


The 11 circuits that Rockwell's research and development group

experimented with are mostly dividers, counters, and ring oscillators. Each was laid out in two ways: one was a maximum-speed layout with no crossovers; the other was a conventional maximized-density design. To maintain good speeds both on and off the chip, input receivers and output drivers were fabricated on chip to reduce the input-output voltage to less than 1 v and reduce the power by a factor of 25. "At 5-v levels, power would have been the limiting factor for the maximum clock frequency it is practical to use," Butcher explains.

Although Rockwell's achievements bode well for future use of SOS in mainframe processors, SOS radia-



Speeder. Lockheed's D. Howard Phillips, workshop chairman, talks of SOS speed.



Military. Radiation-hardened SOS will dominate, says RADC's Bobby L. Buchanan.

tion-hardened parts "will be a dominant military technology," predicts Bobby L. Buchanan, chief of Rome Air Development Center's radiation-hardened technology branch at Hanscom Air Force Base, Mass. Buchanan, the workshop's keynote speaker, describes the basic military needs as a technology that is "useful, reproducible, and radiation-resistant." He concludes that "C-MOS on sapphire fills the bill." Buchanan discovered the mechanism responsible for the problem with back-channel leakage that plagued early SOS efforts.

Bumping n-MOS. Furthermore, "10% of the 8080As sold are used in low-level military applications such as avionics and the like. This will grow to 15%, but if there were a C-MOS-on-sapphire version of the 8080A, it would displace the n-MOS part from nearly all of these military projects, plus open up some others," Buchanan projects. The upshot, he believes, is that a C-MOS-on-sapphire 8080A would have a total dollar value twice that of the entire commercial 8080A market.

"SOS has come a long way; we have solved the problems of back-channel leakage, island-edge effect, n-channel kink, hysteresis, and protection circuitry, but there are still two barriers to overcome before it will have wide military use," Buchanan says. One is better test and evaluation data and procedures; the other is a larger materials technology base. There are not enough materials suppliers and "the techniques for qualifying the material are just not there," he says.

RAM figures. Perhaps those barriers can be skirted, especially with life-cycle data like this from RCA Corp.'s David M. Sarnoff Research Laboratories in Princeton, N. J. The CDP 1821, a 1,024-bit C-MOS-on-sapphire random-access memory, had a failure rate of 0.0003% per 1,000 hours, according to the lab's Alex Shevechenko. Of 397 devices tested for a total of 752,130 hours, only one failed functionally, he says. The RAM, which is used in the Tiros weather satellite, has had no failures in 2½ years of space operation, he adds.

RCA Labs has come up with a five-transistor memory cell to replace the

conventional six-transistor cell and increase chip density, according to researcher Richard Hollingsworth. A 4,096-bit RAM, the CDP 1825, with a 16-square-millimeter die, is already available and uses 59.7% of the chip area for the memory circuitry. The 2114-like RAM, with more than 22,000 transistors, dissipates 50 microwatts and has an access time of 350 nanoseconds at 5 v, he says.

Pushing for even denser circuitry, RCA has adopted an arrangement of one contact per memory for its five-transistor cells in some experimental designs. "Metal contacts are replaced by buried contacts," Andrew G. F. Dingwall, another researcher, explains. The design goals are for sub-100-ns RAMs. Using 5-µm design rules, RCA has built a 4-k static RAM with a die size of less than 16,000 mil². As for the 16-k and 64-k devices, Dingwall projects die sizes of 5 by 6 mm (47,000 mil²) and 6.2 by 7.5 mm (73,000 mil²) for these sub-100-ns chips.

An offshoot of Rockwell's high-speed SOS development is a 12-bit analog-to-digital converter. It has developed a chrome-silver resistor technology for the resistive ladder network and used a laser to burn links rather than trim resistors. The approach avoids the need to apply heat to the three-ladder network itself during the resistor trim process, according to Martin M. Spanish, a Rockwell engineer. The experimental part does a full conversion in only 2.5 microseconds and has on-chip comparators and offset-voltage correction circuitry.

If C-MOS on sapphire is so fast, why not use it in bit-slice designs? Raytheon Co., Bedford, Mass., is doing just that, according to Richard P. Lydick, C-MOS design chief. "We're making C-MOS-on-sapphire versions of the 4-bit 2901 and the 2909 sequencer," he says. So far, says Lydick, the 2901 works except that a slight logic error made early in the project caused the designers to omit a latch. The result: "It works fine for the first 20,000 truth table lines, but then it tends to overwrite," Lydick says. He adds, however, that this is no great problem because the designers left a great deal of extra space on the chip for just such corrections. □

PMI SALES OFFICES

CALIFORNIA

1500 Space Park Drive
Santa Clara, CA 95050 (408) 985-6616
9800 S. Sepulveda Blvd., Suite 818
Los Angeles, CA 90045 (213) 670-3791

FLORIDA

115 Palm Bay Rd., N.W., Bldg. 200, Suite 10 C
Palm Bay, FL 32905 (305) 725-2900

ILLINOIS

605 East Algonquin Road, Suite 470
Arlington Heights, IL 60005 (312) 437-6697

MASSACHUSETTS

200 W. Cummings Park, Suite M-32
Woburn, MA 01801 (617) 933-1517

PENNSYLVANIA

P.O. Box 346
Ridley Park, PA 19078 (215) 521-1441

PMI DISTRIBUTORS

BELL INDUSTRIES

Gardena - (213) 515-1800
(714) 521-4914
Sunnyvale - (408) 738-1111

CENTURY ELECTRONICS

Albuquerque - (505) 292-2700
Salt Lake City - (801) 972-6969
Wheatridge - (303) 424-1985

CESCO ELECTRONICS

Montreal, Quebec - (514) 735-5511

FUTURE ELECTRONICS

Montreal, Quebec - (514) 735-5575
Ottawa, Ontario - (613) 232-7757
Rexdale, Ontario - (416) 675-7820

GERBER ELECTRONICS

Dedham - (617) 329-2400

HALL-MARK ELECTRONICS

Austin - (512) 837-2814
Baltimore - (301) 796-9300
Bloomington - (612) 884-9056
Dallas - (214) 234-7300
Earth City - (314) 291-5350
Elk Grove - (312) 437-8800
Ft. Lauderdale - (305) 855-4020
Huntington Valley - (215) 355-7300
Huntsville - (205) 837-8700
Houston - (713) 781-6100
Orlando - (305) 971-9280
Raleigh - (919) 832-4465
Shawnee Mission - (913) 888-4747
Tulsa - (918) 835-8458
West Allis - (414) 476-1270
Worthington - (614) 846-1882

HARVEY ELECTRONICS

Binghamton - (607) 748-8211
Fairfield - (201) 227-1262
Lexington - (617) 861-9200
Norwalk - (203) 853-1515
W. Henrietta - (716) 334-5920
Woodbury - (516) 921-8700

INTEK ELECTRONICS

Vancouver - (604) 324-6831

INTERMARK ELECTRONICS

San Diego - (714) 279-5200
(714) 453-9005
Santa Ana - (714) 540-1322
Sunnyvale - (408) 738-1111

LIBERTY/ELMAR

Belleuve - (206) 453-8300
Commerce - (303) 287-9611
El Segundo - (213) 322-8100
Mt. View - (415) 961-3611
Phoenix - (602) 249-2232
San Diego - (714) 565-9171

PIONEER ELECTRONICS

Cleveland - (216) 587-3600
Dayton - (513) 236-9900
Elk Grove - (312) 437-9680
Indianapolis - (317) 849-7300
Livonia - (313) 525-1800
Pittsburgh - (412) 782-2300

SEMI-DICE

Long Beach - (213) 597-0358

WESTATES ELECTRONICS

Chatsworth - (213) 341-4411
Costa Mesa - (714) 549-8401

MOTOROLA HELPED BRING

His name isn't important.
His story is.

He was simply walking back to his office when the pain hit him.

In less than three minutes, an ambulance with two paramedics arrived.

But as they began to work, arrhythmia—erratic, wildly uncontrolled heartbeat—set in.

Then his heart stopped altogether.

A MIRACLE OF ELECTRONICS.

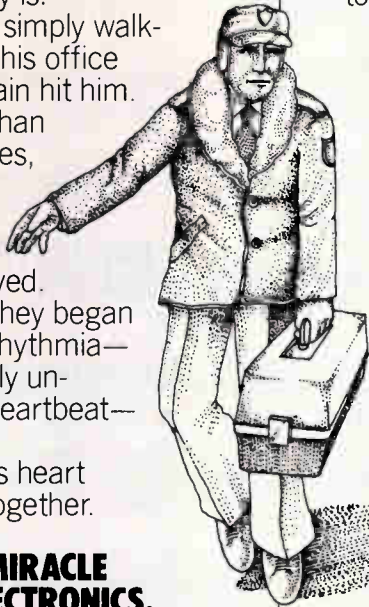
Fortunately, the ambulance was equipped with a Motorola APCOR Coronary Observation unit.

It put the paramedics in immediate touch with an emergency physician at the hospital miles away.

Not just by voice communication; that doesn't give a doctor all the information he needs.

But at the very same instant, by Motorola telemetry, an electrocardiogram of the activity of the man's heart was being transmitted.

A miracle of electronics—



microelectronics—was about to show what it could do.

TECHNOLOGY DOES THE TALKING.

A lot of things were happening at once.

The medical assistants at the scene were talking to the emergency room at the hospital.

And the Motorola APCOR was also talking to the doctor in

a language only a doctor could understand—by transmitting the patient's EKG.

The doctor

could then treat the patient almost as if he were

on the spot.

In a few minutes, the man's heart began to beat. He was once again on his way to being alive, in every sense of the word.

MICROCIRCUITS MAKE IT HAPPEN.

APCOR is made possible by Motorola microcircuits, tiny information processors that transmit both electronic




THIS MAN BACK TO LIFE.

signals and the human voice.

Microcircuitry is also at the heart of the many other kinds of two-way communications equipment we make.

But communications equipment is only part of what contributes to our nearly two billion dollars a year in sales.



A microcomputer, drawn larger than life.

MAKING ELECTRONICS HISTORY.

Thanks to Motorola micro-electronics, we create all kinds of remarkable systems that would

have been inconceivable not long ago.

A system to help power companies handle peak loads without danger of blackouts.

An electronic car-engine management system that can save gasoline.

Even a communications system to help probe Mars.

But then, we've come a long way from the time we first made history by putting radios into cars (we went on to put alternators and electronic ignitions into them) and

later put popular-priced

TV sets into homes (they're a product we don't make here at all anymore).

Today, Motorola is one of the world's largest manufacturers dedicated exclusively to electronics, as well as one of its foremost designers of custom and standard semi-conductors.

Many of the things we make are changing people's lives.


Others are actually saving them.



MOTOROLA

Making electronics history since 1928.

Circle 99 on reader service card

APCOR, Motorola and  are registered trademarks of Motorola, Inc.



For further information, write Public Affairs Office, Corporate Offices, Motorola, Inc., 1303 E. Algonquin Road, Schaumburg, Illinois 60196.

THE 1978 ACHIEVEMENT AWARD

Creator of Coplamos structure cited for contribution to high-speed MOS

by Bruce LeBoss, New York bureau manager

Paul Richman, president of Standard Microsystems Corp., is a great believer in the adage that "necessity is the mother of invention." He says it explains the development by his team of scientists and engineers of fundamental solutions to manufacturing problems foreseen for metal-oxide-semiconductor large-scale ICs in the early 1970s.

Richman's leadership in developing important device-fabrication techniques, embodied in the technologies known as Coplamos and Clasp, is largely responsible for the significantly increased performance capabilities of today's state-of-the-art MOS integrated circuits, particularly random-access memories and microprocessors. These patented techniques and processes are now licensed by many of the world's most prominent semiconductor manufacturers, among them IBM Corp., Texas Instruments Inc., and Western Electric Co.

His preparation for his role in technology development began with a solid grounding in theory at the Massachusetts Institute of Technology, where he received a bachelor's degree in electrical engineering in 1963. Because of his interest in courses like quantum mechanics and semiconductor theory, he chose to do his thesis

on insulated-gate, thin-film transistors made of cadmium sulphide. These devices, he recalls, "were forerunners of MOS devices" and their electrical characteristics were "very similar to those of MOS transistors fabricated in bulk silicon."

At Columbia University, where he acquired a master's degree in electrical engineering in 1964, Richman continued to concentrate on courses in solid-state physics and semiconductor theory in both the EE and physics departments. Not surprisingly, when he joined the General Telephone & Electronics Laboratories in 1965, he worked on early MOS device fabrication. His major interest was theoretical: "A lot of theory had to be evolved with respect to MOS transistor device characteristics. In addition, particular attention had to be paid to how those transistors interacted with one another when interconnected in IC form."

At the GT&E labs, he became a senior device research engineer and did work on the control of parasitic,

field-aided, space-charge-limited current flow in MOS devices. Some of the considerations associated with that work, such as the use of a reverse-substrate bias, he says, "are particularly important in high-density device-scaling techniques being employed today."

Approached in 1969 to become the vice president for research and development at a small electronics company starting out in the MOS device field, Richman not only accepted, but brought with him several key members of GT&E. The Hauppauge-based company, Solid State Data Sciences Inc., was a spinoff from General Instrument Corp., "and was not well-financed," he says. "Although we had high hopes for the company, they never materialized."

Eventually its assets were taken over by a new firm, Standard Microsystems Corp. With money from a venture-capital outfit, it was founded in 1971 by four people: Richman as vice president R&D, Walter Kmeta

(now manufacturing vice president), Walter Zloczower (now manager of organizational and personnel development in the manufacturing department), and another man no longer with the firm.


"When I first started at Standard Microsystems," Richman recalls, "I was

The 1978 Achievement Award

For major innovations in device-fabrication techniques that greatly increase the performance of metal-oxide-semiconductor integrated circuits, the editors of *Electronics* designate Paul Richman, president of Standard Microsystems Corp. in Hauppauge, N. Y., as recipient of the magazine's fifth Achievement Award. He is a key figure in the development of Coplamos and Clasp technologies.

The Coplamos technology involves the use of self-aligned, field-doped, locally oxidized structures for high-speed, high-density n-channel MOS ICs. The structure helps overcome troublesome cross-coupling problems caused by parasitics in n-MOS devices, while also achieving optimum performance in terms of speed and density. Clasp—Coplamos last-stage programmable—is a new type of MOS memory structure that can be programmed during the last step in the manufacturing process.

'We were able to minimize parasitic conduction between neighboring n-channel devices while also maintaining a high avalanche-breakdown voltage'





aware of a very interesting thing happening in the evolution of MOS ICs. The semiconductor industry realized n-channel devices clearly were superior to p-channel devices in terms of speed and density. And indeed most discrete MOS transistors fabricated in the early 1960s were n-channel devices."

However, when ICs first began to be built, they were built as p-channel configurations because neighboring n-channel transistors tended to cross-couple through two mechanisms that occurred in the thick-field oxide regions. There was cross coupling between neighboring devices and between neighboring n⁺-diffused regions. "I proposed the Coplamos structure," Richman says, "on the basis of theoretical considerations" and the work on local oxidation done almost simultaneously by Franco Morandi at SGS-Ates in Italy and a team at the laboratories of Philips in the Netherlands.

Richman filed for a patent on Coplamos in 1971 and immediately began fabricating devices. Together with Kmeta, Zloczower, and senior

process engineers Olie Hedquist and Jim Hayes, he built the first Coplamos structures in metal-gate technology and subsequently in n-channel silicon-gate.

The Coplamos patent was issued in 1973 and, Richman says, "has been the focal point of Standard Microsystems' patent-licensing program ever since." It has been complemented by a patent covering on-chip reverse-substrate biasing and, most recently, by the issuance of a patent on Clasp technology.

"In all licenses, not only did Standard Microsystems exchange rights to its patent portfolio for the rights to use semiconductor patents of much larger companies, but also money has flowed to us," he notes. In fact, the recent accord with Western Electric was precedent-shattering in that it is believed to be the first time the American Telephone & Telegraph subsidiary has paid another firm for rights to semiconductor technology.

As Richman explains it, the Coplamos patent is on a self-aligned, field-doped, locally oxidized struc-

ture for high-speed, high-density n-channel ICs. "The structure enables one to solve parasitic and cross-coupling problems, while achieving optimum performance in terms of speed and density," he says. The characteristics achieved are particularly important for microprocessors and high-speed dynamic and static random-access memories.

Basically, the use of self-aligned field doping, recessed thick oxide, and reverse substrate biasing selectively increases the surface depletion-charge density in the thick-oxide regions of n-MOS devices, he continues. "Thus we were able to minimize parasitic-conduction mechanisms between neighboring n-channel devices, while also maintaining a relatively high avalanche-breakdown voltage." The developments opened the way to higher n-MOS power-supply voltages required for high-speed operation, without encountering parasitic-conduction problems.

A development patented last February, Clasp technology promises great manufacturing benefits of an-

Like many who have difficulty getting up in the morning, Paul Richman takes long showers to awaken fully. Unlike most of his breed, however, he often spends that time thinking about semiconductor technology or his firm's business. "There's nothing else to do in the shower. Some people sing; I think of new processes and possible second-source agreements," says the 36-year-old president of Standard Microsystems Corp. in Hauppauge, N. Y.

His morning shower is not the only time he has "technological daydreams," as he calls them. A daydream that led to one of his nine patents in the field of semiconductor devices came as he was mowing the lawn.

Richman had no idea what semiconductors were until he went to college. "In high school, I liked technology but had never heard of the word 'semiconductor.' When I went to MIT, I decided to go into electrical engineering and soon found out about semiconductor technology and that I liked it."

His liking for semiconductor technology might be described as "a love affair." At least that's the way it may have appeared to Ellen, his childhood sweetheart and wife of 12 years.

When first married, the couple had an apartment in Bayside, N. Y., two blocks

from General Telephone & Electronics Laboratories, where Richman began his working career in 1965 as a member of the technical staff. On weekends, he would not think twice about taking a five-minute walk to the labs to check on the progress of an experiment. "I thought of the labs as an extension of my apartment," he says.

With their three children—10-year-old Lee, 6-year-old Alyson, and Daniel, 2—the Richmans live in St. James, on the north shore of Long Island and out of walking range of the Standard Microsystems plant. The eight-room, ranch-style house they have occupied for the past nine years has a wooded back yard and is in a quiet setting that appeals to Richman.

He would love to see his children enter the engineering field, "a great profession." He is especially pleased that his son Lee knows about metal oxide semiconductors and is fascinated by the semiconductor industry. Also Alyson, at her father's 15th class reunion last June, became "so infatuated with MIT that she didn't want to leave."

With a near fanatical desire to document matters, particularly in the technical area, Richman keeps detailed and orderly files. He takes pride in finding

quickly any item relating to technology or the firm's day-to-day business. "This ability has come in very handy in the patent-licensing area," he says, contending that he is as orderly at home as he is at work. "Ellen thinks otherwise," he admits, especially when she finds a pair of Richman's sneakers in the center of the bedroom floor.

As well as liking classical music, he is a sports enthusiast. At 6 feet 1 inch and 185 pounds, he likes to play tennis and quarterbacks the company football team. "Almost comparable to some of our licensing pacts," he says, was his firm's 77-56 victory last year over hybrid device maker Circuit Technology Inc. Like the good sport that he is, he notes that CTI avenged that loss and spoiled what would have been an undefeated campaign with a 28-14 victory in the season finale.

The author of many articles published in technical journals around the world, Richman loves to write. He "was pleasantly surprised" when the Russians pirated his 1967 textbook, "Characteristics and Operation of MOS Field-Effect Devices." Another, "MOS Field-Effect Transistors and ICs," was published in 1974. Now he combines his obligations to family and business with teaching, so he cannot see a return to writing soon.

With the title of visiting professor in the Department of Electrical Sciences of the State University of New York at Stony Brook, he has spent one night each week of the past four spring semesters teaching a graduate course in MOS field-effect devices and ICs. For two years before that, he served as an adjunct professor of electrical engineering at the City University of New York.

Why teach with such a busy schedule? "I'm a theoretician," Richman explains. "However, routine management and people problems take much of my time. I feel I have to maintain a theoretical background, or it will be tough to keep up to date. Teaching forces me to stay current and explore and examine some of the assumptions and derivations I've made."

In addition to keeping a link with theory, Richman also is careful to stay in close touch with his firm's employees. All workers have free access to him. Until the firm grew rapidly last year, he knew all employees by their first name. The environment at the company is informal: Richman dresses casually and encourages new employees to doff their jackets and ties. "I hope to emphasize creativity, in a politics-free environment, and I intend to keep it that way."

other type. Clasp, for Coplamos last-stage programmable, differs from other MOS memory structures in being programmable during the last step in the semiconductor manufacturing process. Wafers can be processed and stored, waiting only for the desired electrical information to be put into them. The approach can eliminate expensive overruns of custom parts, while shortening delivery times dramatically.

The president of Standard Microsystems since 1974, Richman has enjoyed watching the company grow from four employees to its present total of over 180. The firm's business today is a combination of its patent-licensing program and a mix of highly sophisticated standard MOS products for the data-communications, computer-peripherals and terminals markets, as well as a variety of custom devices it builds for manufacturers in the home-entertainment, word-processing and data-communications fields, among others.

In the fiscal year ending Feb. 28, 1978, Standard Microsystems posted a pretax income of \$1.75 million on

revenues of \$7.5 million, compared with \$1 million of pretax profit on \$5.1 million in revenues for the prior year. "Although I'm very proud of our patent-licensing program, I'm equally proud of the operations of the company," he says. "Although our volume is relatively low when compared to the giants of our industry, our pretax profits as a percentage of sales rank among the industry's leaders. We hope that trend will continue." He projects a pretax profit in excess of \$2.7 million on sales of about \$11 million in the current fiscal year.

Richman says he's "having a lot of fun," along with a good crew of people that are "dedicated and top-notch in their technical expertise," in building Standard Microsystems' business. However, he must combine business acumen with technological expertise.


Although he expects sales to grow dramatically over the next few years, he is more interested in seeing profits increase at a faster rate. "One of management's philosophies is 'controlled growth.' We have intentional-

ly resisted high-volume markets that also are very high-risk areas and concentrated on growing slowly with an emphasis on profits."

The firm's volume the past three years has grown about 50% annually, but "we could have grown faster," he says. For example, it could have participated directly in the RAM market, but chose instead to profit from this high-risk field through royalties from companies such as International Telephone and Telegraph Corp. It licensed ITT in 1976 and helped it get into production of dynamic RAMs.

"More often than not, we've decided not to go into a specific market that would accelerate our sales growth but also severely jeopardize profits," says Richman. "However, we don't allow ourselves to fall behind in technology." He notes the firm has processes oriented toward RAMs and high-speed microprocessors, for example, but has no plans to enter the market segments directly. "I'm a firm believer in another adage, that he who rides the tiger oft winds up inside." □

Digital signal processing is here



TRW takes another step in digital signal processing

PRESENTING OUR 33-NSEC, ONE-CHIP ANALOG/DIGITAL CONVERTERS

We've developed a family of single chip, 30MHz A/D converters with VLSI technology. They're TTL devices that bring all the advantages of digital signal processing to high-speed, wide-bandwidth signals like those used in radar, broadcast video and closed-circuit TV systems. We've designated the 8-bit converter TDC-1007J and the 6-bit device, TDC-1014J.

With digital processing of video signals, you can use simple algorithms to control video images of all kinds. You can freeze, store, and replay the action; compress and expand time; fade in, fade out, wipe, and superimpose—all under non-critical digital control.

Our inexpensive A/D converters make the connection to all this flexibility.

Because we invented TTL and refined it to the level of VLSI, our converters enjoy the luxury of operating as *flash converters*, rather than depending on tedious, successive-approximation techniques.

Our TDC-1007J features full

eight-bit resolution. It is a single chip with 255 comparators and a resistive voltage divider. Activating a single device pin strobes the comparators, encodes all their binary outputs into an eight-bit word, and stores the word in an output latch. All this can happen 30 million times a second—now *that's* video-speed data conversion!

The TDC-1007J provides four output data formats and does not require a sample-and-hold circuit at the front end; it is unsurpassed for both NTSC and PAL color video systems.


Our six-bit converter chip, the TDC-1014J, is no falloff from the larger device—it is made with its own 63-comparator mask set and features all the speed, linearity, and utility of its big brother. Use it for applications that call for reduced resolution and cost—like ultrasound, X-ray, radar, and CCTV.

Both the eight-bit A/D and the six-bit A/D are packaged in industry standard DIPs. The larger -1007J has 64 pins; the smaller -1014J has 24. They are both powered by +5V and -6V supplies; the -1007J uses 2W and the

-1014J needs only 750mW. Both are radiation hard.

The TDC-1007J (in 100s) is priced at \$485. The TDC-1014J (in 100s) is priced at \$186. (And these are only our introductory prices—they will go lower like all monolithic devices.)

Like all TRW LSI products, the TDC-1007J and -1014J are available from stock at Hamilton/Avnet. For more information, send in the coupon or talk to one of our digital signal processing experts at 213/535-1831.



TRW LSI Products

An Electronic Components Division of TRW Inc.
P. O. Box 1125
Redondo Beach, CA 90278

Please send data sheets on the new **TDC-1007J**, 8-bit and **TDC-1014J**, 6-bit A/D converters.

Name _____
Company _____
Div/Dept _____ Mail Code _____
Address _____
City _____
State _____ Zip _____

E-10

TRW LSI PRODUCTS
... for Digital Signal Processing

Circle 105 on reader service card

23 YEARS OF REASONS TO LOOK TO FLUKE FOR PRECISION MEASUREMENTS.

Calibration is a sophisticated business, and it requires sophisticated instrumentation and proven techniques. At the same time, instrumentation must bring greater efficiency to the calibration task.

Fluke has been a leader in the calibration and standards business for 23 years. During that period, we have not altered the integrity of our line of precision measurement instruments, while introducing instruments to make your calibration tasks easier.

* *

1955: Fluke introduces the world's first DC differential voltmeter.

Over 23 years ago, we began building differential voltmeters — in most instances setting new standards for the industry. Here are four.

The 893A is an AC/DC differential voltmeter routinely used as a secondary lab standard. DC accuracy is $\pm 0.01\%$ with infinite input impedance from 0 to ± 1100 VDC. AC accuracy is $\pm 0.05\%$.

The 887AB and 895A differential voltmeters both achieve a DC accuracy of 25 parts per million for 60 days, and both offer a resolution of $1\mu\text{V}$. The 887AB also has outstanding AC specifications.

The 931B is a true RMS differential voltmeter designed for rapid measurements of AC waveforms to within $\pm 0.05\%$ regardless of their shape. Frequency response extends to 2MHz.



"I wouldn't expect anything less than a long and distinguished history."

1957: Fluke introduces ultra-stable DC calibrator.

Two years after introducing differential voltmeters, we expanded our precision measurement line to include DC calibrators. Now Fluke provides a full range of instruments for all DC calibration needs. Here are three.

The 343A is a seven-dial, 20 ppm DC calibrator that provides parameters of stability, temperature range and response time required by a wide range of applications.

The 382A operates as a combination $\pm 0.01\%$ voltage calibrator and a $\pm 0.02\%$ current calibrator. It offers voltage outputs to 50V and current capabilities to 2A.

The 335D provides 10 ppm accuracy as both a DC voltage standard and a differential voltmeter.

1963: Fluke introduces standards.

We started it all in 1963, now the 540B stands by itself in the industry. It is a primary standard thermal transfer device for NBS traceable measurement and calibration of AC voltage and current. Measurement capability is 0.25V to 1000 Vrms over 14 ranges, with a frequency range from 5 Hz to 1 MHz.

The 510A is a precision fixed-frequency sinewave voltage source suited to calibration or test applications. Outputs are 10 Vrms at 10 mA with available frequencies from 50 Hz to 100 kHz.

The 731B DC transfer standard is an electronic standard cell designed to give metrology people a portable working DC standard. The 731B can be hand-carried anywhere and subjected to severe environmental conditions.

And look at the 515A portable calibrator. This lightweight precision calibration source is ideal for on-site calibration of measuring instruments. With four DC voltage ranges, three AC ranges, resistance capability from 10Ω to $10\text{M}\Omega$ and a rechargeable battery pack, you can perform eight hours of field calibration.


1966: Fluke introduces DC calibration systems.

Eleven years after we introduced our first precision measurement instrument, we offered the Fluke-designed 7105A system.

Accuracy to 5 ppm is standard in this DC voltage and ratio calibra-



893A, 931B, and 895A differential voltmeters.



335D, 343A, and 382A DC calibrators.

tion system, with resolution and ratio accuracy to 0.1 ppm.

In a functional self-contained enclosure, the 7105A offers voltmeter and power supply calibration capability, a differential voltmeter, ratio calibrator and a null detector.

The system is self-calibrating, and is supplied with certificates of traceability to the NBS.

1972: Fluke introduces AC calibration system.

We entered the market with a fully programmable AC calibration setup. Together, the 5200A precision $\pm 0.02\%$ AC calibrator and the 5205A precision power amplifier can calibrate AC devices up to 1200 Vrms. Frequency range is 10 Hz to 1.2 MHz.

The calibrators interface easily with almost any system. Field installable IEEE 488 and parallel isolated programming options are available.

1977: Fluke introduces the cal lab in a box.

In this year, we introduced the first "calibration laboratory in a box."

Our new 5100A/5101A calibrators can calibrate VTVMs, VOMs, 3½- and 4½-digit DMMs in a fraction of the time it takes you now, unless — of course — you're already using one!

The heart of these calibrators is a microprocessor, eliminating mechanical switch failure and providing large systems flexibility at a fraction of the previous cost.

Both calibrators supply AC and DC to 1100 volts, with a DC accuracy of 50 ppm and AC bandwidth of from 50 Hz to 50 kHz standard. AC/DC current to 1.99999 amps and decade resistance values from 1 Ω to 10 M Ω at cardinal points.

Optional IEEE interface puts either calibrator in your total calibration systems. The 5101A's built-in cassette tape deck lets you store calibration and test programs and perform them error-free under microprocessor control.

The microprocessor also provides error computation in percent or dB, full scale or fraction of full scale.

1978: Fluke introduces the most advanced DMM.

Our 8502A microprocessor-based DMM, a total systems instru-

ment, has uniquely enhanced bench capability as well.

The 8502A measures DC volts and amps, AC volts and amps (RMS or averaging), resistance (two or four terminal measurements) and performs AC or DC ratio. The 8502A has microprocessor control, computational capability, 6½-digit resolution, 6 ppm accuracy (DC volts), limits, peak reading, cal-memory, zero memory, digital filtering, diagnostic routines and IEEE 488, RS232C, and

full parallel interfaces. The 8502A has them all; other DMMs only have some!

All functions are front panel controlled as well as remotely (systems) programmable.


NOW: For more information, contact one of the more than 100 Fluke offices and representatives worldwide, or CALL (800) 426-0361*, TOLL FREE. In the U.S. and countries outside Europe, write: John Fluke Mfg. Co., Inc., P.O. Box 43210, Mountlake terrace, WA 98043, U.S.A.

In Europe, contact Fluke (Nederland) B.V., P.O. Box 5053, Tilburg, The Netherlands. Telephone: (013) 673973. Telex: 52237.

*Alaska, Hawaii, Washington residents — please call (206) 774-2481.



The 8502A μ P-controlled DMM.



7105A DC calibration system.



5200A AC calibrator and 5205A power amplifier.



731B, 510A, 540B standards.



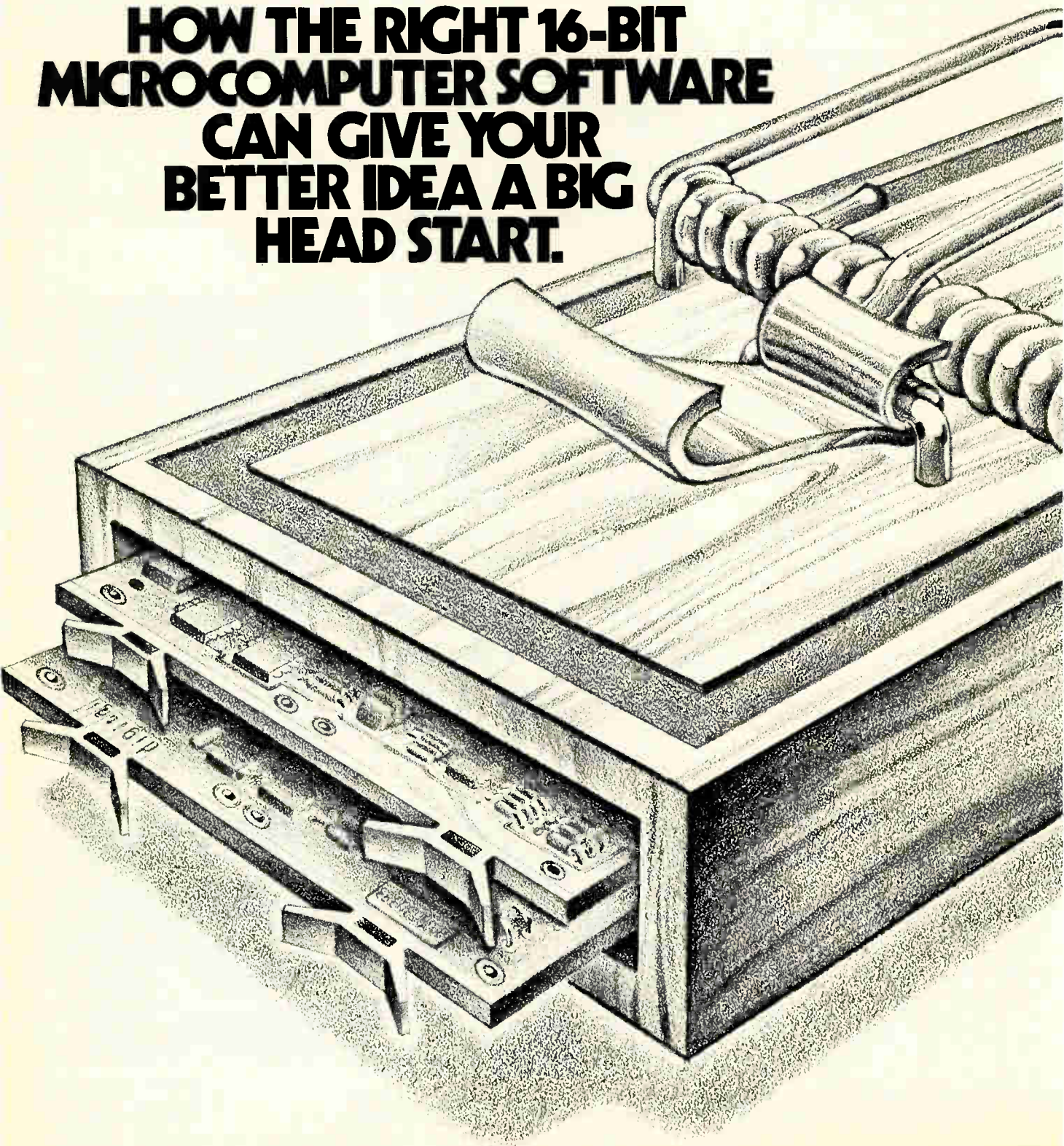
515A meter calibrator and the 5101A "cal lab in a box."

COMMAND PERFORMANCE: DEMAND FLUKE.

FLUKE[®]

Circle 481 for Demonstration
Circle 125 for Literature

**HOW THE RIGHT 16-BIT
MICROCOMPUTER SOFTWARE
CAN GIVE YOUR
BETTER IDEA A BIG
HEAD START.**



Digital's 16-bit microcomputers. The software that speeds you to market.

If you want to put out a product with all the power of a 16-bit microcomputer in it, take a cold, hard look at the software behind it.

Because in getting you to market, it's software development that makes all the difference. Digital's 16-bit LSI-11/2 board microcomputer and PDP-11/03 box microcomputer not only give you the hardware you want. They also give you the kind of software you need. The reliable kind.

Software so reliable we'll even warranty it.

With eight years of development behind it, our microcomputer software is as close to bug-free as you're ever likely to find. In fact, we're so convinced of its dependability that we even offer a 90-Day Software Warranty with the purchase of our operating systems. No other micro manufacturer makes this kind of offer. Because nobody else has the support to back it up.

Our support includes a 1400-person worldwide team of software experts — people with the training and experience to solve virtually any software problem.

What's more, we offer the world's lowest-cost floppy-based software development system, which includes two powerful editors, three debuggers, and a choice of languages.

And with Digital, you get the resources of Digital Training Centers, DECUS (Digital Equipment Computer Users Society), and a whole range of superb technical documentation. We'll do whatever we can to help you work with our software. In fact, we'd like to help you become a software expert in your own right.

Learn more about PDP-11 software at home.

We've got a unique software manual, "Introduction to RT-11," which tells how to use Digital software tools to write, debug, and execute your own programs.

For a limited time only, this award-winning manual is yours for the asking. Just write on your letterhead, specifying your interest in LSI-11/2 boards or PDP-11/03 boxes, to: Digital Equipment Corporation, One Iron Way, Marlborough, MA 01752.

If you'd like to receive our new booklet, "The Systems Approach to Microcomputer Systems," contact your local Digital sales office or Hamilton/Avnet distributor, or call toll-free 800-225-9220 (in Massachusetts and Canada 617-481-7400, Ext. 5144).

Digital's 16-bit microcomputer software.

Our own better idea.



The PDP-11/03 box microcomputer and the LSI-11/2 component board microcomputer.

digital


Circle 109 on reader service card

TECHNOLOGY

Semiconductor technology continues to be the engine that drives electronics past existing limits. And 1978 has proved no exception, as semiconductor manufacturers pass the threshold of a new era ushered in by very large-scale integration. The announcement of the first 64-K random-access memory and the entry into the 16-bit realm by microcomputer chip families signal the advent of devices with unprecedented density and performance. The ultimate effect stretches the imagination, but already the capabilities afforded by VLSI are breaking new ground as minicomputer manufacturers turn to new architectures built around high-performance chips, as communications engineers plan systems with the growing supply of chip codecs, as instruments that intelligently measure and manipulate signals proliferate, and as talking toys delight and enlighten children. All these presage another remarkable year ahead.


CONTENTS


Semiconductors / 112
Memories / 126
Microprocessors &
Microcomputers / 138
Computers / 152
Instruments / 166
Communications / 178
Packaging & Production / 194
Components / 206
Consumer / 212
Chronology / 220



UPDATE

More is still less. In pursuit of denser circuitry, IBM Corp. used electron-beam lithography to fabricate the 1- μ m-wide gates of the logic device shown below left. Improved recording densities are offered by 14-inch platter disks pictured below being assembled at Sperry Univac's ISS division.





SEMICONDUCTORS

□ *The popularity of silicon-gate n-MOS technology for large-scale integration is due to its familiarity, simplicity, inherent high speed, and still-unmatched density. But whereas n-MOS has enjoyed high-volume production and slid to the flattened region of the learning curve, several other technologies have only just started their journeys down the slope. In particular, two distinctly different techniques—C-MOS, especially on sapphire, and bipolar I²L—should join silicon-gate n-MOS as leaders for fabricating digital circuits, including the now-emerging VLSI devices. The table compares the current characteristics of the three, as well as their potential for 1980. In the analog area, meanwhile, a growing number of firms are mixing various bipolar and MOS processes and design techniques—notably bi-FET and bi-MOS combinations—to put both analog and digital circuits on the same chip. The result: higher-performance linear subsystems that are packaged as components.*

Because of its strengths, the first very large-scale integrated circuits have been and will continue to be launched with n-channel metal-oxide-semiconductor technology. The coming year will see production of 65,536-bit dynamic random-access memories and 16-bit microprocessors built with more than 50,000 devices, both of which may fairly be considered first-generation VLSI products.

N-MOS is still first

These units are made possible partly because of n-MOS's lead in scaling down transistors. Next year, firms will try tighter geometries than ever before—channel lengths of 2 to 2.5 micrometers and gate-oxide thicknesses of 500 angstroms or less. Such dimensions will knock down the speed-power product of n-MOS gates from about 1 to 0.3 picojoule or less.

This technology is also the first to push the limits of

At left is a section of Harris Corp.'s Manchester-encoding circuit, built with self-aligned C-MOS technology.

optical lithography for volume-production parts. As late as last year a 2- μ m geometry was believed the limit for optical equipment. But the use of light in the deep-ultraviolet range of the spectrum (wavelengths of about 2,500 angstroms), together with methods to improve registration and to counteract diffraction effects, will bring to the production line geometries so small they were once only achievable with electron-beam lithography. Indeed, semiconductor manufacturers now expect optical lithography to yield production ICs with channel lengths as small as 1 μ m.

Furthermore, various manipulations of the n-MOS process have boosted speed and cut power. Circuit design tricks, too, are improving devices.

What's more, all n-channel parts are headed toward operation from a single +5-volt supply, and although on-chip circuits have been used to generate the negative voltages MOS circuits need for speed and compatibility with transistor-transistor logic, broader thinking has led to MOS designs that require no negative voltages at all. In the 64-K RAM from Texas Instruments Inc.'s MOS Memory division in Houston, for example, 5-v-only operation is accomplished without the standard charge-pump circuits, and at no sacrifice in speed—in fact, the TMS 4164 is faster than 16-K parts. Others, though, will take a different route and improve the charge pump.

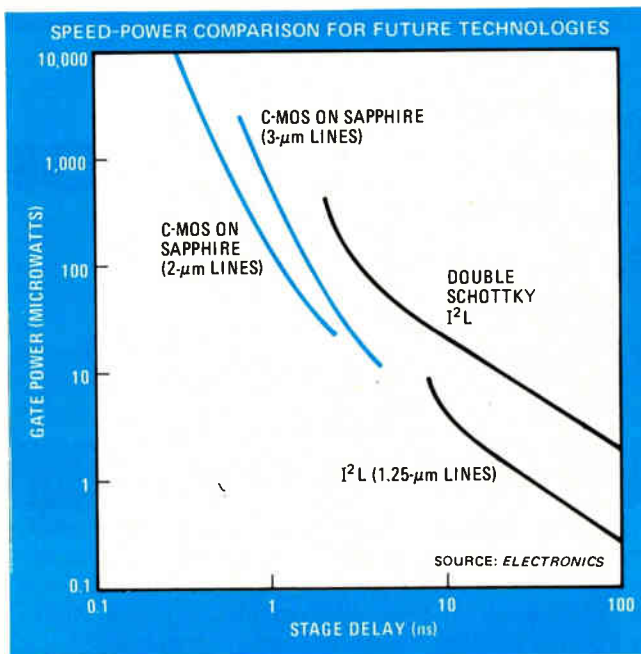
In its new part, TI keeps the substrate at ground but manages to prevent undershoots as low as -1 v from forward-biasing the transistors. It also has elected to isolate internal voltage swings from the standard TTL levels at the RAM's pins, sticking with comfortable MOS levels internally. Such must be the thinking when, in the 1980s, the shorter channels and thinner oxides of scaled-down devices will require reduced drain voltages of 2 or 3 v, since it is folly to assume that computer makers will eagerly embrace a shift from standard TTL levels.

N-channel technology's three-dimensional counterpart, V-groove MOS, developed by American Microsys-

COMPARISON OF TECHNOLOGIES

	1978			1980		
	n-channel MOS	C-MOS on sapphire	I ² L	n-channel MOS	C-MOS on sapphire	Schottky I ² L
Density (gates/mm ²)	140	110	120	200	200	175
Gate delay (ns)	1	2	0.5	0.5	1	0.2
Power dissipation (mW/gate)	1	0.1	1.5	0.4	0.05	0.6
Speed-power (pJ)	1	0.2	0.75	0.2	0.05	0.12
Mask levels (no.)	6	7	6	6	8	6
Critical dimensions (micrometers)	4	5	5	2	3.5	2
Area of static memory cell (micrometers ²)	2,400	3,300	2,500	1,100	1,000	1,500

SOURCE: ELECTRONICS



tems Inc., Santa Clara, Calif., has entered the LSI speed and density race and has already opened up a lead in memory devices, including RAMs and read-only memories—V-MOS dynamic RAM cells are the smallest. Moreover, in next year's 64-K RAM they should hit a new low of 0.15 mil² (100 μm²)—almost half that in n-MOS 64-K RAM designs. However, V-MOS transistors are common-source devices and, since they can only pull down loads, must be mixed with standard n-channel transistors for logic circuits.

The suitability of V-MOS as a broad-based LSI technology will be tested in the coming year by AMI's first nonmemory V-MOS part, an ambitious digital signal processor built with over 34,000 devices on a single chip 200 mils on a side. Called the signal-processing peripheral, the device takes advantage not only of the size of V-MOS transistors but of their speed as well. AMI is squeezing nanosecond gate delays so that its part can multiply two 12-bit numbers in a single 300-ns instruction cycle and can perform a 128-point fast Fourier transform in 11 milliseconds.

Not to be underestimated as a viable LSI and VLSI technology is complementary MOS, especially when built on sapphire substrates. The stereotypes must be dismissed: C-MOS on sapphire will not be restricted to the rich; and standard C-MOS is not limited to digital watches, nor to small- and medium-scale integration, even though in its early state it could not economically attack LSI.

C-MOS: bulk silicon and sapphire

Hewlett-Packard Co. has made a major commitment to C-MOS on sapphire, rapidly implementing its in-house parts, including the processor for its HP-3000 mainframe computer system, with this technology. Meanwhile, Rockwell International Corp., Anaheim, Calif.,

and RCA Corp.'s Solid State division in Somerville, N. J., in particular are working on developments to offset the high cost of the sapphire substrate. Rockwell, however, is aiming first at high-performance markets that will make the parts worth their princely prices. RCA, on the other hand, claims that within the next few years, its techniques for pulling sapphire ribbons will get the cost down so that it is no more than 25% higher than that of bulk silicon. But more important, improved yields and other factors will ultimately result in reducing the cost of C-MOS-on-sapphire systems to that of those on silicon even without cheaper ribbons.

Though C-MOS on sapphire has some catching up to do with n-MOS in speed and density, its ace is a tenfold advantage in power dissipation—100 microwatts per gate, as against n-channel's 1 milliwatt per gate. Moreover, 1979 should see that figure halved.

The coming year will test the viability of this process in LSI applications. RCA will bring to market memory products—first a 1,024-by-4-bit static RAM—and a C-MOS-on-sapphire version of Intel Corp.'s high-performance 8085 8-bit microprocessor.

Rockwell, too, will be making commercial offerings of its C-MOS-on-sapphire products, which until now were built only for the military. Its first production devices will address the high-performance market, even going after emitter-coupled-logic sockets. Parts like counters and prescalers are likely, since Rockwell has devices running in the 100-to-400-megahertz range that are built with 2-μm-long channels and polysilicon gates. Its divide-by-16 binary counter, for example, dissipates a scant 8 mW from a 5-v supply when running at 300 MHz.

As for C-MOS on silicon, no one is more aware of its potential as a high-density, high-performance VLSI contender than the Japanese. In Hitachi Ltd.'s Central Research Laboratory, engineers have put together what they call HI-C-MOS devices that challenge the speed and density even of n-MOS parts. By scaling down the devices to channel lengths of about 3 μm, and by carefully controlling the impurity concentrations in the wells, Hitachi has realized 0.55-ns gate delays—the same as with n-MOS. The company has even built 4,096-bit RAMs with its process that exhibit access times of 40 ns, also comparable to those of n-MOS. The speed-power product of HI-C-MOS, however, is about 50 femtojoules—less than one tenth that of n-MOS.


Beware the bipolar

Proponents of n-channel MOS as the only viable technology for VLSI had better check the progress of integrated injection logic, as well. Fairchild Camera and Instrument Corp., Mountain View, Calif.; Signetics Corp., in nearby Sunnyvale; and Texas Instruments have spent a lot of time and money on injection logic and have much to show for their efforts. Look at Fairchild's 93483 16,384-by-1-bit RAM built with its Isoplanar I²L: the chip uses 4½-μm geometries, has an access time of 150 ns, and dissipates less than 500 mW—all on a 25,000-mil² die. Fairchild expects that 2-μm geometries will be in

TEKTRONIX
thinks your logic analyzer
should be as versatile
as you are.

So ours let you sample with *speed*.
With *resolution*.
With *confidence*.

Sample with confidence:
up to 100 MHz at 15 ns
resolution



Versatility — it's the key to effective, efficient digital design. You've got to be versatile enough to make a variety of measurements every day. And so you need an equally versatile logic analyzer.

Speed is one important measure of logic analyzer versatility, because, especially in asynchronous measurements (say, chip to chip transactions), *faster is better*. Better because high speed means high resolution. And you've got to see information accurately in order to *measure* it accurately.

Use Tektronix Logic Analyzers for asynchronous measurements at 20, 50, even 100 MHz — with 15 ns resolution. You can also sample synchronously up to 50 MHz (not all logic analyzers provide synchronous *and* asynchronous operation).

Tektronix speed and resolution mean *confidence*. In the measurements you make...and in the job you do. **High speed data acquisition: it helps make our Logic Analyzers versatile. So you can do today's job and to-**

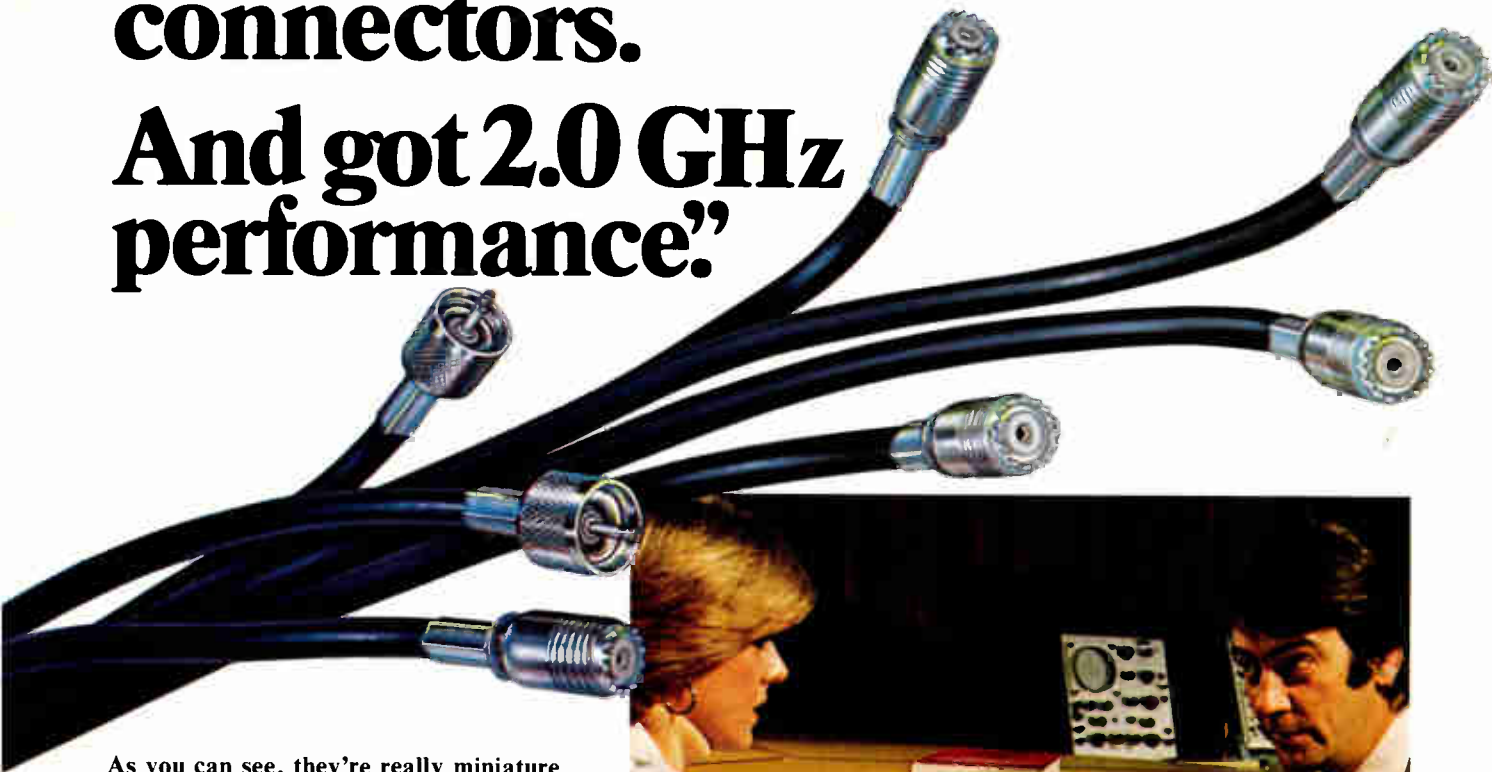
morrow's. So you can change applications without changing your logic analyzer.

Contact Tektronix Inc., P.O. Box 500, Beaverton, OR 97077. In Europe, Tektronix Ltd., P.O. Box 36, St. Peter Port, Guernsey, Channel Islands.

Tektronix
COMMITTED TO EXCELLENCE

“We saved space, weight and money with AMP UHF connectors.

And got 2.0 GHz performance”



As you can see, they're really miniature with diameters as small as .375". That not only saves space and weight but because their initial and applied cost is low, they literally save money from beginning to end.

Despite their small size and cost, AMP Miniature UHF Series Connectors are rugged and reliable. They have 40 lb. min. cable retention and resist vibration, shock and hostile environments. They accommodate RG 58U and 59U coaxial cable and provide excellent performance characteristics to a 2.0 GHz limit and peak voltage of 335 volts. They're equally economic for the 900 MHz mobile band and other R.F. applications in transceivers, CB antennas, instruments and telecommunications.

Both plug and jack feature precision solderless crimp terminations of the center conductor and braid. For limited production the AMP CERTI-CRIMP tool is ideal, while for volume production the AMP Terminating Machine is available. Whichever you use, AMP technical assistance and support will also be available. Even if you are only in the product planning stage. Because we've learned early involvement can help us make a really cost effective contribution to your projects.




Why not compare AMP UHF miniatures with the connectors you may be using now. We'll be glad to help. For more information just call Customer Service at (717) 564-0100, use the reader service number or write us directly . . . AMP Incorporated, Harrisburg, PA 17105.

AMP has a better way.

AMP

INCORPORATED

Circle 116 on reader service card



High-performance SOS. C-MOS-on-sapphire circuits built by Rockwell International combine high speed with low power. This experimental 61-stage ring oscillator, fabricated with submicrometer geometries, exhibits gate delays of less than 65 picoseconds.

standard production by 1980. What's more, work is being done in the labs on multilevel-polysilicon interconnections, and the company will soon be using more than one layer of metalization to improve packing density, which at present noticeably lags behind that of MOS processes. Add this to the fact that bipolar makers are less afraid to increase die sizes than MOS manufacturers because of bipolar's higher tolerance of oxide defect densities, and I^2L is well into the running for VLSI.

Year of the Schottky

Next year will see the birth of a new family of products that will modify the original I^2L designs and add Schottky barrier diodes in the right places to greatly enhance speed. Although the parts consume slightly more real estate, the reduction in power consumption enhances this technology's attractiveness for VLSI. NV Philips Gloeilampenfabrieken in the Netherlands has demonstrated a significant improvement in the I^2L speed-power product with its integrated Schottky logic, or ISL, and will pass along the benefits to Signetics, its U. S. subsidiary. The first parts out of Sunnyvale—probably gate arrays—will appear early next year.


Two other injection-logic makers, Fairchild and TI, have similar projects under development, and products

should make their debut later in 1979. Within a year or so, coupling shrinkages of geometry to 2 or 3 μm with Schottky I^2L should make possible speed-power products as low as 0.05 pJ.

The 7400 family of TTL parts will get a Schottky boost as well. A whole new collection of super-Schottky counterparts, compatible with the existing 7400 family members, will offer the best of two worlds: speed that is equal to or better than standard Schottky TTL, with the power dissipation of the low-power (LS) series. Manufacturers of SSI and MSI devices who will make available such products in the spring of 1979 include Advanced Micro Devices Inc., Sunnyvale, Calif.; Fairchild; Motorola Semiconductor Group, Phoenix; and TI. The parts will go right into 7400 sockets, yet may push TTL to speeds of 100 MHz at milliwatt-per-gate power levels.

C-MOS goes linear, too

Next year will also see more and more linear products built with C-MOS wherever low power has appeal—evidenced by the introduction this year by Intersil Inc., Sunnyvale, Calif., of its C-MOS version of the almost universal 555 timer. With a supply current rating one twentieth of that required by its bipolar counterpart, the device also has a frequency operation and supply-voltage



Schottky I²L. Developed by Philips, integrated Schottky logic, or ISL, improves the speed-power product of I²L 10 times or more. Similar Schottky-transistor-logic projects are under way at Texas Instruments and Fairchild, and parts should appear next year.

range that have been expanded to, respectively, 500 kilohertz and 2 to 18 v. Where C-MOS will not do, I²L will fill the void, for these two technologies will predominate in linear ICs for the coming years: both lend themselves well to putting digital and analog functions on the same piece of silicon.

Don't be surprised, though, if silicon loses its exclusive position as a substrate base for analog circuits. With larger numbers of functions being placed on board linear chips, silicon on sapphire could emerge as an alternative for analog as well as for digital C-MOS. For example, C-MOS is being used for digital-voltmeter chips, even to drive high-voltage vacuum-fluorescent displays; by combining the high-voltage drive with other central functions, designers could then take advantage of the extra real estate SOS provides.

One company that is currently trying its hand at both analog and digital C-MOS circuitry on a common sapphire substrate is Rockwell International. It is developing a regulator-modulator-sequencer control circuit for advanced power conditioning and servicing of pulse-width-modulated switching regulators by incorporating operational-amplifier comparators for level detecting together with master-slave flip-flops for timing, sequence, and mode control.

In operational amplifiers, the big battle is on between

two competing mixed processes—bipolar and junction field-effect transistors (bi-FET) versus bipolar and C-MOS circuits (bi-MOS). In the bi-FET corner are to be found such heavies as Fairchild, National Semiconductor, Motorola, Texas Instruments, Analog Devices, and Precision Monolithics. Contenders for a role in that technology are also lining up: Siliconix, Intersil, and Burr-Brown are investigating possible niches not touched upon by other producers.

Then there is the bi-MOS minority. As of late there was RCA Solid State, a loner in the field. Signetics has entered into a second-source agreement with RCA and is expected to start delivering CA3140 op-amp comparators by the end of the year. This should give more credence to a technology that not many linear houses are enthusiastic about. Although these proponents claim fewer discrete parts are needed to bias the bi-MOS transistors, since input current requirements are on the order of 50 picoamperes vs 200 to 400 pA for bi-FET, speed limitations and excessive noise are, so far, inherent disadvantages. Even RCA is looking at future bi-FET products with one eye.

Bi-FET plus

Texas Instruments has opted to pursue both technologies, but with a twist. In addition to bi-FET op amps, the company is investing in a technology it calls Bidfet, which mixes bipolar transistors and JFETs with double-diffused and complementary MOS technologies. This new process allows breakdown voltages of 200 v, with the possibility of achieving 400 v. Plasma-display drivers are among the first product lines Bidfet will address. According to TI's discrete products development manager, Klaus Wiemer, plasma displays will displace cathode-ray tubes when the price of the 32-bit driver ICs drops to 14¢ per bit.

Another company that has invested in a triple process for parts is Harris Semiconductor, Melbourne, Fla. It combines JFETs and bipolar transistors and enhances these devices by means of dielectric isolation to produce a series of op amps.

Meanwhile, Motorola is enhancing its bi-FET products this month. Its family of bi-FET op amps is internally compensated and exhibits well-matched high-voltage JFET inputs by having the resistors laser-trimmed for low offset voltages. Laser trimming provides an input-offset voltage that ranges from 0.5 to 2 millivolts maximum with a typical temperature coefficient of 5 microvolts/°C. Also taking this approach is National Semiconductor, which has a second-generation, bi-FET II series of parts that are laser-trimmed at the JFET input stage down to 2.0 mV or less.

Also, Precision Monolithics Inc., Santa Clara, Calif., is enhancing all its analog multiplexer ICs with bi-FET designs. The units, which are 4-, 8-, or 16-channel devices with either single or differential inputs, have input-protection circuits built on the chip for easier handling. (Siliconix, Harris Semiconductor, National Semiconductor, and Analog Devices produce C-MOS

ANNOUNCEMENT

Resolve your 1800 family needs now. SOLID STATE SCIENTIFIC is manufacturing, stocking and delivering. Reliably.

μMOS 1800 series devices available now in PLASTIC, CERDIP, CERAMIC and CHIPS.

<input type="checkbox"/> SCP 1802	8-Bit CMOS Microprocessor	<input type="checkbox"/> SCP 1852	Byte I/O Port
<input type="checkbox"/> SCP 1822 *	256 x 4 Static CMOS RAM	<input type="checkbox"/> SCP 1853 *	I/O Expander
<input type="checkbox"/> SCP 1824	32 x 8 Static CMOS RAM	<input type="checkbox"/> SCP 1854	U.A.R.T.
<input type="checkbox"/> SCP 1831	512 x 8 CMOS ROM	<input type="checkbox"/> SCP 1856-7*	Bus Buffer / Separator
<input type="checkbox"/> SCP 1832	512 x 8 CMOS ROM	<input type="checkbox"/> SCP 1858-9*	Address Latch / Decoder
<input type="checkbox"/> SCP 1833	1024 x 8 CMOS ROM	<input type="checkbox"/> SCM5101 *	256 x 4 Static CMOS RAM
<input type="checkbox"/> SCP 1834	1024 x 8 CMOS ROM	* AVAILABLE SEPT. 1978	

A Prime or Alternate source for you that's better than equal.



The 8 bit CMOS μP

A UNIQUE AGREEMENT with RCA means that 1800 COSMAC devices produced by SOLID STATE SCIENTIFIC are parametric and functional equivalents made from the same mask set - tested to the same specifications. SOLID STATE SCIENTIFIC is a true second source. The μMOS 1800: INTERCHANGEABLE-INTERMIXABLE.

SOLID STATE SCIENTIFIC INC.


Montgomeryville, Pa. USA 18936

215-855-8400 TWX 510-661-7267

Use coupon below to obtain Ordering Information, Reliability Report and complete Technical Support Data



Check off data you require and mail coupon with your company letterhead

<p>Yes, I want the following information on the 1800 family:</p> <p><input type="checkbox"/> Ordering Information</p> <p><input type="checkbox"/> μMOS Reliability Report</p> <p><input type="checkbox"/> I.C. Data Sheets →</p> <p><input type="checkbox"/> 1802 User's Manual (Send \$5.)</p> <p><input type="checkbox"/> μMOS Pocket Guide</p> <p><input type="checkbox"/> μMOS Dictionary</p>	<p><input type="checkbox"/> SCP1802</p> <p><input type="checkbox"/> SCP1822</p> <p><input type="checkbox"/> SCP1824</p> <p><input type="checkbox"/> SCP1831</p> <p><input type="checkbox"/> SCP1832-4</p> <p><input type="checkbox"/> SCP1833</p> <p><input type="checkbox"/> SCP1852</p> <p><input type="checkbox"/> SCP1853</p> <p><input type="checkbox"/> SCP1854</p> <p><input type="checkbox"/> SCP1856-7</p> <p><input type="checkbox"/> SCP1858-9</p> <p><input type="checkbox"/> SCM5101</p>	<p>Information about the other sides of SOLID STATE SCIENTIFIC</p> <p><input type="checkbox"/> Custom LSI Circuits</p> <p><input type="checkbox"/> 4000 Series Circuits</p> <p><input type="checkbox"/> Hi Rel 38510, 883B</p> <p><input type="checkbox"/> Watch Circuits</p> <p><input type="checkbox"/> Clock Circuits</p> <p><input type="checkbox"/> Smoke Detector Circuits</p> <p><input type="checkbox"/> RF Power Transistors</p>	<p> SOLID STATE SCIENTIFIC INC. MONTGOMERYVILLE, PENNA. 18936</p> <p>Name _____</p> <p>Position _____</p> <p>Company _____</p> <p>Street _____ State _____</p> <p>City _____</p> <p>Zip _____ Phone _____</p>
---	---	---	---

TAKE OUR PULSE!



**WHEN YOU BUY THIS EXACT 30 MHz FUNCTION GENERATOR,
YOU BUY A TRUE PULSE GENERATOR TOO!!!**

THE EXACT MODEL 734 PULSE/FUNCTION GENERATOR PROVIDES INDEPENDENT DELAY AND PULSE WIDTH CONTROL, AND A DOUBLE PULSE MODE. PULSE RISE AND FALL TIMES ARE LESS THAN 10 nSEC INTO 50 OHMS. THE 734 DELIVERS 30 VOLTS P-P AS A SINE, TRIANGLE, AND SQUARE WAVE FUNCTION GENERATOR. AS A PULSE GENERATOR, IT PROVIDES UP TO ± 15 VOLTS PEAK AMPLITUDE.

PRICE: \$995.00*

*DOMESTIC U.S.A. PRICE ONLY



EXACT

Box 160 Hillsboro, Oregon
97123 Tel. (503) 648-6661
TWX 910-460-8811

electronics, inc.

ELECTRONICA 78 booths 14 411/428

versions of these vital interface parts as well, but their units require either dielectric isolation or external compensation to minimize blowouts.)

Linear ICs: expansion continues

Regardless of mixed-process developments, linear ICs built with standard bipolar technology have been a major growth area in the semiconductor world. Now that the microprocessor is being used increasingly in process-control applications, linear houses are thinking up newer and better ways of interfacing with real-world parameters. Display drivers, line receivers and drivers, isolation amplifiers, all are being fine-tuned for tighter specifications in the latest mixed processes.

Voltage references and voltage regulators are also seeing their names in the lights these days. Analog Devices Inc., Norwood, Mass., brought out a bipolar programmable functional seven-voltage output device, and Motorola has introduced a 5-, 6.25-, and 10-v family with long-term stability guaranteed at 25 parts per million per 1,000 hours. For its part, National Semiconductor has a slew of regulator chips, of which the LM117HV is the most interesting—it can regulate 1.2

to 57 v at 1.5 amperes. The company's LM150 also looks impressive: it is an adjustable monolithic regulator providing 3-A output current for a voltage anywhere from 1.2 to 32 v.

Perhaps the most significant development in bipolar linears will be coming from National Semiconductor very shortly: the low-voltage ICs that Robert Widlar, father of the modern op amp, has been working on as a consultant for the past year. Using conventional technology, Widlar has invented a process that will yield parts working from 1 v—the voltage supplied by a single nickel-cadmium cell. No specific devices have been revealed yet, but the first will probably be an operational amplifier, voltage regulator, voltage reference, or comparator. The applications of these parts will be far-reaching in areas like hearing aids, pacemakers, and remote telemetry that must operate from batteries or solar cells.

As for the future, with the continuing transformation of subsystems into components, users will be paying much more attention to cost in the cost-vs-performance tradeoff. The jelly-bean producers, therefore, should certainly flourish in this area as well.

PROFILE

He sees SOS for speed

C-MOS on sapphire may be gaining ground in military and microprocessor designs, but the technology's real strength will be in high-speed applications, says Rockwell International Corp.'s Daryl T. Butcher. "With speeds in the hundreds of megahertz, why confine silicon-on-sapphire to applications limited to bus speed, such as microprocessors and memories?" he asks.

Butcher, who manages systems technology and engineering sciences at the Research and Technology division of Rockwell's Electronics Group in Anaheim, Calif., is almost cocky when he talks about the kind of performance his group has gotten from complementary metal oxide semiconductors on sapphire. "Our 3-micrometer channel-length parts are running at 225 megahertz from an 8-volt supply," he says.

His group has made great strides in speed-oriented experimental designs, disproving the axiom that C-MOS's low power disappears at high speeds. They have managed to dissipate a mere 10 milliwatts or less at speeds of more than 400 MHz with 2- μ m channels in parts such as prescalers and counters.

Although the parts will not appear as commercial products until next year, they have proven that speeds even beyond those of n-channel MOS are possible with sapphire-substrate technology. That is why Butcher envisions greater competition between emitter-coupled logic—the fastest logic today—and C-MOS on sapphire, rather than between n-MOS and SOS. "We've shown we can get the speed," he says, "and look at the power dissipation: 2.7 mW for our prescaler is two orders of magnitude less than the 400 mW of its ECL counterpart, the 11C90."

One reason that Butcher's sapphire process does not suffer from high power dissipation at high speed is that the

input- and output-voltage levels have been reduced to less than 1 V. "At 5 V, the power used in driving the capacitances would mean the clock would dissipate more power than the entire SOS device," he explains. By lowering the levels and using 300-ohm strip-line techniques, he has cut the power dissipation by more than 96%.

Butcher, 40, earned his BSEE at the University of Illinois in 1959 and has been with Rockwell for 10 years. During that time, he earned a patent for a stabilized comparator design. Combining his work in comparators with the C-MOS-on-sapphire program, he has come up with a complex part: a high-speed, low-power analog-to-digital converter. The 12-bit device performs a full conversion in 2.5 microseconds, yet dissipates an average of only 15 mW. "It's the greatest step forward in SOS technology today," he says.

Robert Brownstein



Looking for value in Spectrum Analysis?



- Consider the measurement accuracy you get with the HP 140 series Spectrum Analyzers.
- Consider how you can extend your frequency coverage with just a small incremental investment.
- Consider the useful companion instruments that add to your measurement capabilities.

You'll see why so many engineers around the world not only considered the HP 140 series but are now using them and appreciating their value.

Select either normal or variable persistence display, choose economy or high-resolution IF module. Then pick or change your frequency range by simply plugging in the appropriate tuning module.

No matter what range you're working in, you need reliable unambiguous answers. HP's spectrum analyzers give you accurate measurements over wide, distortion-free dynamic ranges, time after time.

MODEL #	DESCRIPTION	DOMESTIC US PRICE
140T	Normal Persistence Display	\$1800
141T	Variable Persistence/Storage Display	\$2600
8552A	Economy IF Section	\$3175
8552B	High Resolution IF Section	\$4025
8556A	20 Hz-300 KHz RF Section	\$2525
8553B	1 kHz-110 MHz RF Section	\$3350
8443A	Companion Tracking Generator/Counter	\$5000
8554B	100 kHz-1250 MHz RF Section	\$4975
8444A	Companion Tracking Generator	\$3675
8555A	10 MHz-40 GHz RF Section	\$8100
8445B	10 MHz-18GHz Automatic Preselector	\$3180

Call your nearby HP field engineer or write for the full story on value in spectrum analyzers.




1507 Page Mill Road, Palo Alto, California 94304

For assistance call: Washington (301) 948-6370, Chicago (312) 255-9800, Atlanta (404) 955-1500, Los Angeles (213) 877-1282

Circle 123 on reader service card

20 Hz to 300 kHz



The 8556A tuner covers 20 Hz to 300 kHz and comes with a built-in tracking generator. It's calibrated for measurements in both 50 and 600 ohm systems, with accuracies better than ± 1 dB. Highest resolution is 10 Hz.

1 kHz to 110 MHz




The 8553B takes you from 1 kHz to 110 MHz with -140 dBm sensitivity and resolution as high as 10 Hz. Signals can be measured with $\pm 1\frac{1}{4}$ dB accuracy. Choose the companion HP 8443A Tracking Generator/Counter for wide dynamic range swept frequency measurements and precise frequency counting.

100 kHz to 1250 MHz



Use the 8554B tuning section to cover the 100 kHz to 1250 MHz range. Maximum resolution is 100 Hz. Measure with $\pm 1\frac{1}{4}$ dB accuracy. Its companion HP 8444A Tracking Generator (500 kHz to 1300 MHz) also works with the 8555A tuning section.

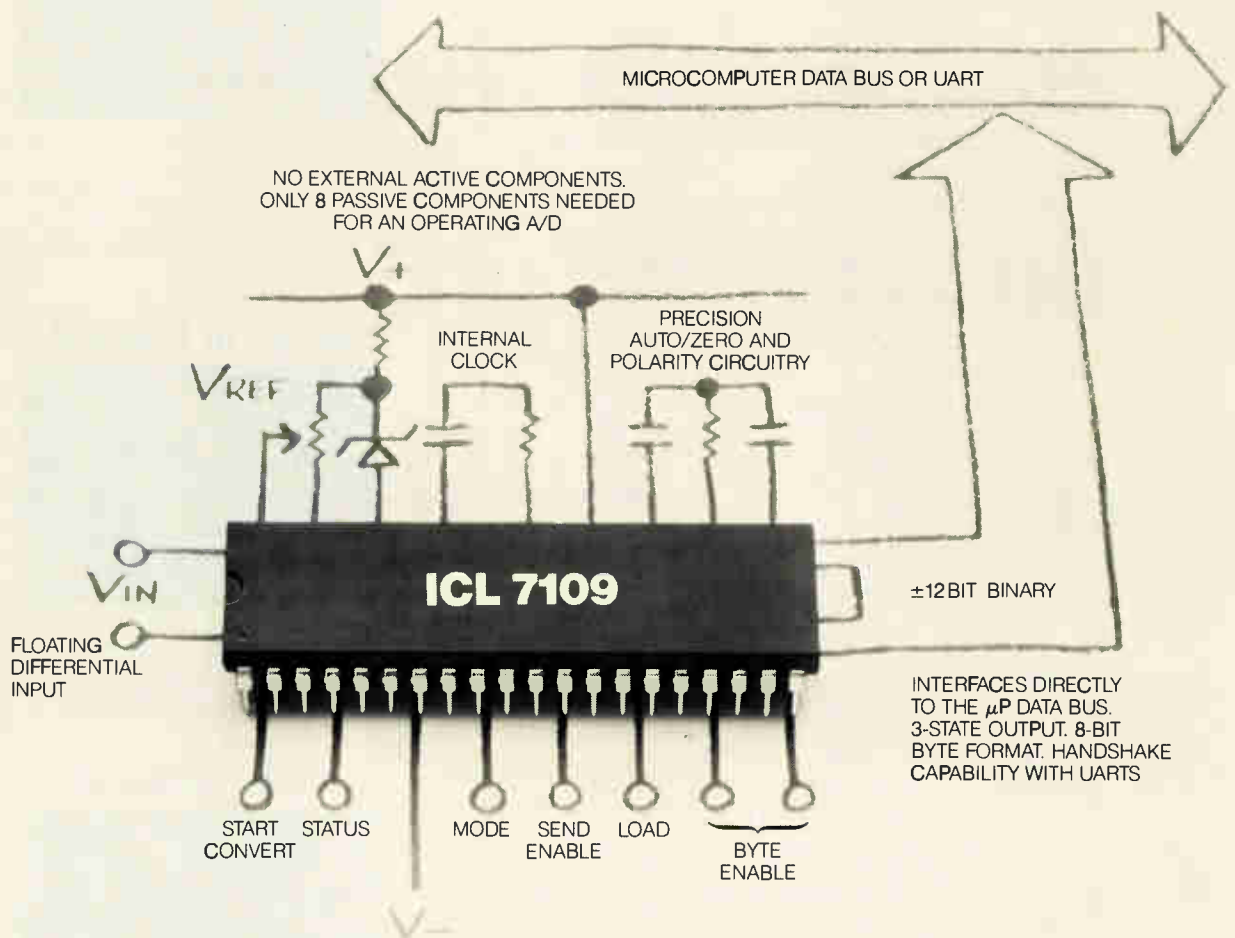
10 MHz to 40 GHz



For 10 MHz to 40 GHz, choose the 8555A. Its internal mixer covers to 18 GHz, accessory mixer for 18-40 GHz. Maximum resolution is 100 Hz. Measure with $\pm 1\frac{1}{4}$ dB accuracy to 6 GHz, $\pm 2\frac{1}{4}$ dB to 18 GHz. For wide scans free from unwanted response between 10 MHz and 18 GHz, add the HP 8445B Automatic Preselector.

NOW, A 12-BIT A/D CONVERTER

THE 7109: \$10*



*100 piece price in plastic

MONOLITHIC FOR YOUR μ P:

ANOTHER FIRST FROM INTERSIL.

Down goes the component count. The ICL7109 is the first ± 12 -bit binary, .01% accurate, single chip A/D converter with true handshaking capabilities for a wide variety of UART and μ P data logging applications. On a single chip, the ICL7109 contains all active analog and digital circuitry necessary to accurately convert analog input into digital data. Byte oriented, three-state output allows the ICL7109 to interface directly with 8-bit and wider microprocessor data busses.

HANDSHAKE.

The ICL7109's handshake ability allows it to interface directly with industry standard UART's for remote serial data transmission. Sequencing the output of the two 8-bit bytes is performed by the 7109 either synchronously with conversions, or on demand. Without the addition of any external components. Again, down goes the component count.

ANALOG FEATURES

- True differential signal and reference input
- Zero drift $< 1 \mu\text{V}/^\circ\text{C}$
- Full scale $< 5 \text{ppm}/^\circ\text{C}$ (not including reference)
- Linearity $< 0.01\%$
- Conversion rate of .1 to 7.5 conversions per second

DIGITAL FEATURES

- Direct interface with popular μ P's (6100, 6800, 8048, 8080, etc.)
- Three-state byte organized outputs
- Run/hold input, status output
- UART handshake capability

EYES, EARS AND FINGERS FOR YOUR μ P.

If you're sensing temperature, pressure, humidity, light intensity or any of a host of "real world" signals, the ICL7109 is your answer. One IC. Straight to the data bus.

ALL FOR \$10.

Down goes the component count. Down goes the price. \$10 in lots of 100 or more. Up goes system

reliability. Who says good news for engineers is bad news for purchasing?

NEED AN INTRODUCTION?

Call your Intersil Sales Office, your Franchised Intersil Distributor, or return the coupon below. We'll see that you get everything you need to know about the ICL7109 single chip A/D converter.

INTERASIL SALES OFFICES:

- CALIFORNIA: Sunnyvale (408) 744-0618, Long Beach (213) 532-3544 • COLORADO: Aurora (303) 750-7004
- FLORIDA: Fort Lauderdale (305) 772-4122
- ILLINOIS: Hinsdale (312) 986-5303
- MASSACHUSETTS: Lexington (617) 861-6220
- MINNESOTA: Minneapolis (612) 925-1844 • NEW JERSEY: Englewood Cliffs (201) 567-5585 • OHIO: Dayton (513) 866-7328 • TEXAS: Dallas (214) 387-0539
- CANADA: Brampton, Ontario (416) 457-1253/55

INTERASIL FRANCHISED DISTRIBUTORS:

- Advent/Indiana • Alliance • Arrow Electronics • Century Division/Bell Industries • CESCO • Component Specialties • Components Plus • Diplomat/IPC
- Diplomat/Southland • Elmar Electronics • Harvey/Binghamton • Intermark Electronics • Kierulff Electronics • LCOMP • Liberty Electronics • R.A.E. Ind. Elect. Ltd. • RESCO/Raleigh • Schweber Electronics
- Sheridan • Summit Distributors • Zentronics

INTERASIL

Analog Products—Data Acquisition
10710 No. Tantau Ave., Cupertino, CA 95014
Tel: (408) 996-5000 TWX:910-338-0171
(800) 538-7930 (outside California)

Gentlemen,

- Send me your technical information on the new, single-chip ICL7109 A/D converter
- Send me a free* sample of ICL7109CPL
- Send me your Henrik Ibsen poster.



Name _____


Company _____

Address _____

City _____ State _____ Mailing Code _____

Country _____

*For a free sample, attach this coupon to your company letterhead. Sample offer valid for the first 1000 industry requests received within 60 days of publication. One per person.



MEMORIES

□ *Memories are the mainstay of chip makers, and their booming production fuels a rapidly building expertise that is improving the parts in every aspect. This rule will carry through the coming year in all types of solid-state memories: random-access and read-only memories, charge-coupled devices, and magnetic-bubble memories. It is evidenced by storage capacities that grow while all else shrinks: access time, power dissipation, and die size (which means lower cost, to boot).*

Although storage capacities of some of these memory parts will continue to double, 1979 will see an end to the straight-line growth curve of semiconductor memory densities. The quadrupling of capacities every two years will begin stretching out to every three or four years, now that the limits of optical lithography are being pressed. This year's 65,536-bit dynamic RAM will sire a 262,144-bit part no sooner than 1981, for example. While CCDs will hit this 256-K level next year, the gestation of a megabit chip will be at least four more years. The announcement this year of quarter-million-bit bubble memories could be followed by that for a megabit device as early as next year, but the 4-megabit part is a product of the early-to-mid-1980s.

Speedier MOS parts

Faster metal-oxide-semiconductor memories are in order across the boards. Big computer manufacturers will benefit, whether they populate main-memory boards with dynamic RAMs (16,384-bit parts for best cost per bit or the new 64-K chips for packing density) or static RAMs (for quicker access time). Microcomputer manufacturers, too, will need the better speeds to take full advantage of the new breed of high-performance microprocessors that will be designed into the next generation of systems.

The dynamic RAMs that are expected to drop below 100-nanosecond access time next year will indeed give computer manufacturers pause for thought about the static versus dynamic memory choice. New versions of the 16-K dynamics will carry specifications of 80-ns access times, and the 64-K parts will soon follow suit. Redesign of the MOS one-transistor cell is partly responsible for the new low, but clever circuit design that synchronizes all the timing signals on chip is also involved. According to manufacturers, new techniques could drop access times to as low as 50 ns in a year or so, about the level of present static chips.

Nor will the coming improvements in static RAMs make memory-system planning any easier. In laboratories, 1,024-bit statics are running 15-ns access times or better. It will not be long before the industry-standard 4,096-bit 2147, now comfortably achieving 55 ns, follows a similar route. So another decision must be faced: with MOS static RAMs dipping as low as 20 ns, will bipolar memories' ever so slight edge in speed be worth the additional costs?

TI's quarter-million-bit bubble memory (partial view opposite) uses modified chevrons for propagating elements.

Good news is memories' diminishing power dissipation, the product of new bit-cell designs and better materials like low-resistivity polysilicon. In MOS chips, it is also due to one clearly emerging trend: the move toward +5-volt-only operation. The announcement by Texas Instruments Inc., Dallas, of the 4164 64-K dynamic RAM confirms the single-supply trend. Others soon to announce such parts include AMD, AMI, Intel, Mostek, Motorola, and National Semiconductor, and the consensus is for 5-v-only operation.

The 16-K RAM standard, the 2116, uses ± 5 -v and 12-v supplies, but Intel Corp., Santa Clara, Calif., and Hitachi Ltd. of Tokyo have announced 5-v versions, as will Motorola Inc.'s Semiconductor Products Group, Austin, Texas. However, many memory systems have already been designed for the 2116 and other parts—like 32-K RAMs made by piggy-backing 16-K packages (from Intel and Fairchild) or by packaging two chips side by side (Mostek)—that need three supplies.

Another trend is generalized memory-system design. With memory space easily partitioned into RAM, ROM, or erasable programmable ROM, system designers would no longer have to designate memory sockets for either program storage (ROM) or data storage (RAM)—they could accommodate either at will. Indeed, next year pin-compatible (or nearly so) memory families will ease the job of small- and large-system designers alike.


Texas Instruments' 4116 16-K static RAM is the first to unify RAM and ROM callouts. The 2,048-bit-by-8-bit chip, intended for microprocessor-based systems, fits into the same socket as the industry-standard E-PROM, the 2716. In the coming year, electrically erasable 16-K PROMs are expected to take the same route; what's more, the unification will carry on to the 32,768-bit level and eventually to 64-K chips.

Byte-wide access

Meeting the needs of microprocessors and microcomputers, TI's 4116 is also an example of a new breed of RAMs, both static and dynamic, that are organized into byte-wide access. For example, an 8,192-by-8-bit part is a natural to follow the 4164 64-K-by-1 dynamic RAM, to supply a full 8 kilobytes of memory in a single package. Other 64-K organizations, such as half a byte wide, can also be expected as memory makers spin off designs into several market segments.

Byte-wide organization means that an entire microprocessor-system working memory will fit into single chips, so more such parts will join the 4116. Hitachi followed TI with its own version of the part. Both manufacturers' parts have a remarkably small six-element cell—1.6 mil²—as a result of a stacked layout that makes the die size less than 40,000 mil² with fairly conservative channel lengths of 4.5 micrometers.

Geometry shrinkage will further boost speeds and cut costs, and other manufacturers, including American Microsystems Inc., Santa Clara, and Mostek Corp., Carrollton, Texas, will bring out similar yet smaller devices. The California manufacturer will bring out pin-



Not far behind. IBM Corp. unveiled its own 64-K random-access-memory chip, which it will use in a distributed computing system. The device uses n-channel metal-gate technology and multiple supply voltages and is just under $\frac{1}{4}$ -inch square.

compatible 16-K RAM, ROM, and E-PROM in its three-dimensional V-groove MOS technology, while Mostek is scaling parts with its 2- μ m Scaled Poly 5 process.

As if static and dynamics were not enough, the pseudo-static is emerging. These RAMs store data in single-transistor dynamic cells, but have circuitry on chip to do away with most refresh and counter peripheral circuits. To the outside world, they look essentially static.

Mostek's 4816, with a 2,048-by-8-bit organization, is the first such part announced. It refreshes itself in its power-down state. In the active mode, it merely tells the host processor when to refresh. Zilog Inc., Cupertino, Calif., will introduce a similar part next year in a 4-K-by-8-bit version that entirely refreshes itself. Split in two halves, the RAM refreshes one while data in the other is being accessed. If access takes so long that refresh cannot occur, the part will interrupt the host processor.

Good chances

The pseudo-statics stand a good chance of gaining acceptance over static RAMs, especially in the larger capacities. They have the dynamic part's advantage in size, for the six-element flip-flop that is the static cell will never be as small as a dynamic cell. They eliminate the dynamic RAM's drawback of an external refresh requirement, while taking advantage of the process improvements that are bringing the dynamics' speeds close to the statics'. If the on-chip refresh circuitry is small enough to leave most of the real estate for memory storage, then the pseudo-static RAM will have a per-bit storage cost much closer to that of dynamic parts than that of static chips.

New memory chips will not be the only story next

year; improvements on existing products will be made. Scaling down of device geometries will make popular memories faster, as well as smaller.

Mostek's first parts to use the Scaled Poly 5 2- μ m process will be the 4801 1-K-by-8-bit high-speed static RAM. It evidences both the speed and byte orientation that will be reflected by other chip manufacturers as well. With a worst-case access time of 55 ns in its fastest version, the 4801 will be smaller than 4-K statics. Eventually, its under-20,000-mil² size will shrink to 14,000 mil². EMM SEMI Inc., Phoenix, which has half of the market for the industry-standard 2147 4-K RAM, will introduce its 8-K version this year as well.

Before long, most manufacturers will be confident of 55-ns static speeds in n-channel MOS memories. The 2147 will be offered by several manufacturers in an even faster version that could dip as low as 25 ns. Among the competing scaled-down n-channel processes, v-MOS from AMI and TI will be a good contender against Intel's high-performance H-MOS, TI's s-MOS, and Scaled Poly 5.

Gaining in popularity are 4-K statics in complementary MOS, mainly because of low power consumption but also because of speed enhancements. The 1-K-by-4-bit HM6514 from Harris Corp., Melbourne, Fla., as well as AMI's S5104 are in the running, and speeds are as low as 200 ns. The power dissipation is still dependent on speed—typically 25–35 mW per megahertz—but standby modes are a scant 1 mW. RCA Corp.'s Solid State division, Somerville, N. J., will soon bring out a c-MOS-on-sapphire version that offers enhanced speed and density over bulk-silicon c-MOS chips.

Bipolar gains

While manufacturers of bipolar memories may feel the MOS encroachment, they, too, are advancing speed and power-dissipation specifications. In the last two years, PL has seen a tenfold improvement in speed-power product from 5 to 0.5 picojoules, and densities of devices have increased as well, so that now PL chips with 30,000 devices or more are practical.

The injection-logic static RAM cell is the smallest of the bipolars, and the speed is getting there: Mitsubishi Electric Corp., Tokyo, has developed a 1-K-by-1-bit PL static with an access time of 20 ns. Fairchild Camera & Instrument Corp., Mountain View, Calif., is scaling its Isoplanar injection logic down to 2- μ m geometries this year and will soon employ it in a 16-K static RAM.

The best news in bipolars is lower power consumption; it is chasing down n-MOS's high-speed parts. Fairchild's 10470 4-K static, for example, is making its way down to 500 mW, not much more than the 2147.

The fast transistor-transistor-logic RAMs are improving in power dissipation as well, from a milliwatt per bit to several hundred microwatts, while access times dwindle to between 10 and 20 ns. Bipolar memory makers will continue the practice of following TTL designs with even faster emitter-coupled-logic versions, and Signetics, AMD, Motorola, Fujitsu, National, and Fairchild are working on 10-to-15-ns 1-K RAMs and 4-K parts that

Who said choosing the best electronic assembly machines is a game of chance?

Improved
Model 6295
dual head VCD
with new high
speed cycle
rate of 25,000
an hour.



There is only one basis for selecting component sequencing and insertion equipment—and that's *system productivity*. Universal has maintained its strong leadership in automation for electronic assembly by designing and building reliable systems that are responsive to the growing production needs of our customers.


And now, Universal announces a 30% increase in sequencing and component insertion rates.

Again, as always in the past, Universal leads the way for obtaining the lowest unit cost to produce your product.

Don't gamble with your profits—call Universal for a demonstration of these new systems. Seeing is believing.

Improved Model
2596 Sequencer
with up to 160
input stations
and new cycle
rate of 25,000
an hour.

Patent Pending



Universal Instruments Corporation
Kirkwood Industrial Park
Box 825, Binghamton, New York 13902
Tel: 607/772/7522 TWX: 510/252/1990

Circle 129 on reader service card

There are still some customs in this country well worth observing.



Good things can still come to you in small packages . . . whether it's a clever and trusty little data go-between, or the company that makes it.

We're small enough to chat with, but we're also large enough to respond quickly. No matter if the job's small or large, we'll take the design burden off your shoulders. After all, who's going to pass up the chance to get the custom product they want in a smaller size, in half the time, for a lot less money.

Besides our bulging shelves filled with already proven standard items, we also have produced over 500 custom designs for industrial and military applications.

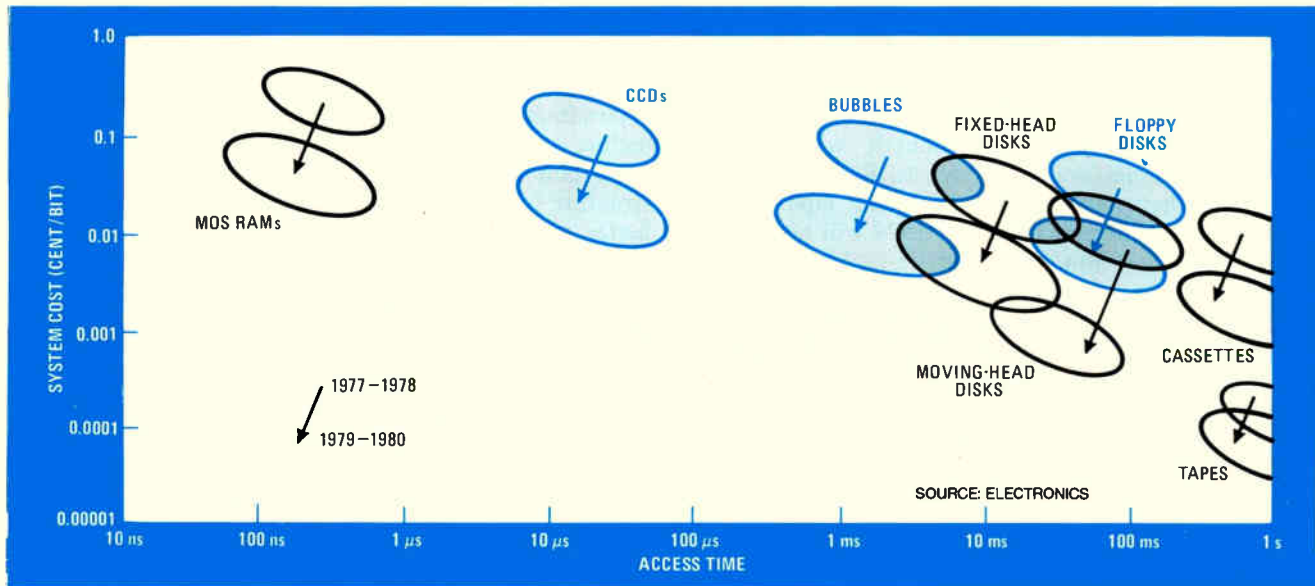
Drop us a line or call. We'd love to tell you all about our customs that are well worth observing.

intech/function modules, 282 Brokaw Road, Santa Clara, CA 95050. (408) 244-0500. TWX: 910-338-0254

intech
function modules

Circle 130 on reader service card

World Radio History



On the descent. Semiconductor random-access memories and serial-access charge-coupled-device memories, bubbles, and floppy disks are rapidly approaching the 10-millicent-per-bit mark. Bubbles could well undergo the most dramatic cost descent of all.

could go as low as 20 ns in the coming year.

Process improvements mean that the ECL chips are no longer the power hogs they once were. Moreover, with 4-k die sizes pared to below 20,000 mil², they now have densities rivaling those of MOS parts of a few years ago.

Read-only memories

The rapid increases in ROM densities reached the 64-k level early this year and will double in the coming year. More important are the gains in speed that will bring n-channel MOS parts into close competition with bipolar chips for mainframe control-store tasks.

Conservative access times of 350 to 450 ns, which have served well in early microprocessor-systems designs, will at first be slashed in half to meet the needs of the new breed of fast microprocessors. As the same refinements of the maturing RAM processes are applied to ROMs, remarkable improvements in speed will result. The sub-100-nanosecond MOS ROM will be greeted warmly by computer makers, working well into microprogrammed architectures that have emerged as a solid trend in computer design.

On the end of the spectrum where large capacity is the main objective, big ROMs reached a milestone this year at the 64-k mark. With 8 kilobytes of storage, a single chip could contain an entire Basic language interpreter. Thus high-level-language programming of microcomputers is not far away.

The erasable ROMs

The 64-k erasable PROM will bow next year, as scaled processes are applied to 32-k chips. Access times of these ultraviolet-erasable devices are improving dramatically, tracking just behind masked ROMs. The 200-ns mark should come with little effort.

The read-only memory to watch is the electrically

alterable part, also called the EE-PROM (for electrically erasable). There are two development camps: the Famos technology, which stands for floating-gate avalanche MOS and includes TI, Intel, Intersil, and Motorola, and the metal-nitride-oxide-semiconductor technology, which includes Hitachi and General Instrument Corp. Each is working equally hard on the development of parts that may replace ultraviolet E-PROMs or may even serve as nonvolatile RAMs.

Hitachi has licked many of the problems with its MNOS devices: its 25-v program voltage is compatible with that of E-PROMs; cell size is but 17 μm on a side; standard operation is with +5 v; and access time is reported as low as 100 ns. Hitachi, as well as others, will be directly attacking the E-PROM market with a part that eventually should be cheaper, since the windowed package is a major contributor to high device cost.

CCDs get bigger

Charge-coupled-device memories, with their ill-defined uses and mixed pin assignments, stand to triumph over these hindrances when they hit 256 kilobits next year. The long-loop structures, from Fairchild and TI, should have a major role in computer systems, serving as a fast buffer between slower bulk-storage memories and the main memory. The short-loop devices, promoted by Intel and National Semiconductor have fallen on hard times now that the RAMs they are intended to replace have reached the 64-k level. Both firms are discontinuing their parts but will take a crack at 256-k devices.

Very high-performance CCD memories have been built for military programs for quite some time, going into signal-processing applications that combine high-speed—hundreds of megahertz—with power dissipations dropping as low as a tenth of that of C-MOS memories.

These military products use submicrometer geometries, so it will be easy for their makers to come up with commercial parts that boast 2- μm lines in a year or so.

Finally arriving are the long-awaited magnetic-bubble-memory commercial products, with quarter-million-bit samples available from TI, Rockwell, and in time from others like National, Intel, and Japan's Fujitsu and Nippon Electric Co. Thus 1979 will be the year that bubbles go into system design. Also, the first million-bit bubbles will appear in 1979.

Quicker data access

The architecture of TI's quarter-million-bit chip—224 loops of 1,137 bits each—was changed from that of the earlier 92-k design to a block-replicate structure, which provides much quicker data access, since the minor loops are ported on two sides and data need not be removed

from them for reading or writing. TI also included a separate loop for masking out any failed data loops.

The quarter-million-bit bubble chip from Rockwell International Corp., Anaheim, Calif., has similar architecture to TI's, with some subtle differences. Both use 3- μm bubble diameters, but Rockwell's block-replicate structure has 260 loops of 1,025 bits each. It works out better in applications such as fixed-head disk replacement requiring binary blocks: in that case, 1,024 blocks of 256 bits per block can be arranged. Also, the company chose to exclude a masking loop from its chip.

For 1979, Rockwell is promising a million-bit bubble memory chip packaged like the quarter-million-bit device and capable of working in parallel with it. The bubble diameters will shrink to 1.8 μm in 8- μm periods. Texas Instruments will take much the same route in building its million-bit device.

PROFILE

He devised a new E-PROM

As a key designer responsible for the success of Texas Instruments Inc.'s early low-cost calculator program, Dave McElroy was a natural choice in 1976 to spearhead part of a new thrust aimed at developing a leading edge in metal-oxide-semiconductor memory technology.

Named design manager for static random-access and nonvolatile memories in Houston in July of that year, McElroy was charged with getting TI's program in erasable programmable read-only memories off the ground. The assignment was difficult, the 36-year-old Texas native recalls, because the competition already had a big lead. Intel Corp. already had a 8,192-bit E-PROM using three power supplies on the market.

To get into the ball game, "we had to get our hands around a totally alien technology to us, something very new that Intel had developed, and we had to do that very

quickly," observes the pipe-puffing McElroy, who has spent all of his nine-year engineering career with TI.

His options for the E-PROM project were two: copy what had already been done or develop a new approach. He chose the latter.

McElroy, a 1969 graduate of Lamar State College of Technology, Beaumont, Texas, combines design expertise with a good bit of process-development experience. So it was natural for him to work closely with process engineers in developing the new process that would be used in the company's E-PROM devices.


As he explains it, the erasable parts already on the market used a technology that required the gate oxide of the peripheral transistors to be the same as that forming the inner level of the memory transistors and determining charge-retention characteristics. The process developed by the TI team isolated the peripheral oxide from the inner memory cell, thus allowing optimization of speed, power, and area characteristics of the peripherals without sacrificing any charge-retention characteristics.

The new process significantly improved E-PROM chip density and was the basis for the series of product announcements that has allowed the Dallas-based company to take a leadership role in this memory type.

The quiet-mannered McElroy was recently recognized for his achievements by election as a TI fellow, an in-house designation reserved for those who have made significant technological contributions on an individual basis or as leader of a small group. Already the holder of three patents, with nine applications pending, he is continuing to lead design efforts aimed at strengthening TI's position in the world MOS memory market.

He will not say specifically what those projects are, but he does promise one thing: even though he is now considered a branch manager, in TI terminology, he plans to stay very close technically to his work. "The more you want to call yourself a manager, the less you can do technically," he observes. "I don't want to get too far away from the technical details, maybe because that's what I feel the most comfortable doing."

Wesley R. Iverson



**IPC's planar plasma reactor.
Great equipment plus our
guaranteed DryAl™ process.**

Our planar plasma reactor gives the process engineer the production throughput and reliability he's looking for: precise, accurate etching plus wafer-to-wafer and run-to-run uniformity.

But the best thing about IPC's planar reactor is that it has a *process*, our automated DryAl™ process. DryAl *tapers walls* and prevents necking-in where aluminum crosses steps on the substrate. Our DryAl process guarantees:

- higher batch yields
- residue-free etching
- minimum undercutting
- super-accurate etching quality
- flexibility (we "customize" the DryAl process to your production needs)

DryAl is also faster and a lot less expensive than ion milling. Which will make any process engineer happy. Equipment is important, but it's just no damn good without a process. And at IPC, we never introduce a product *unless* there's a process attached.

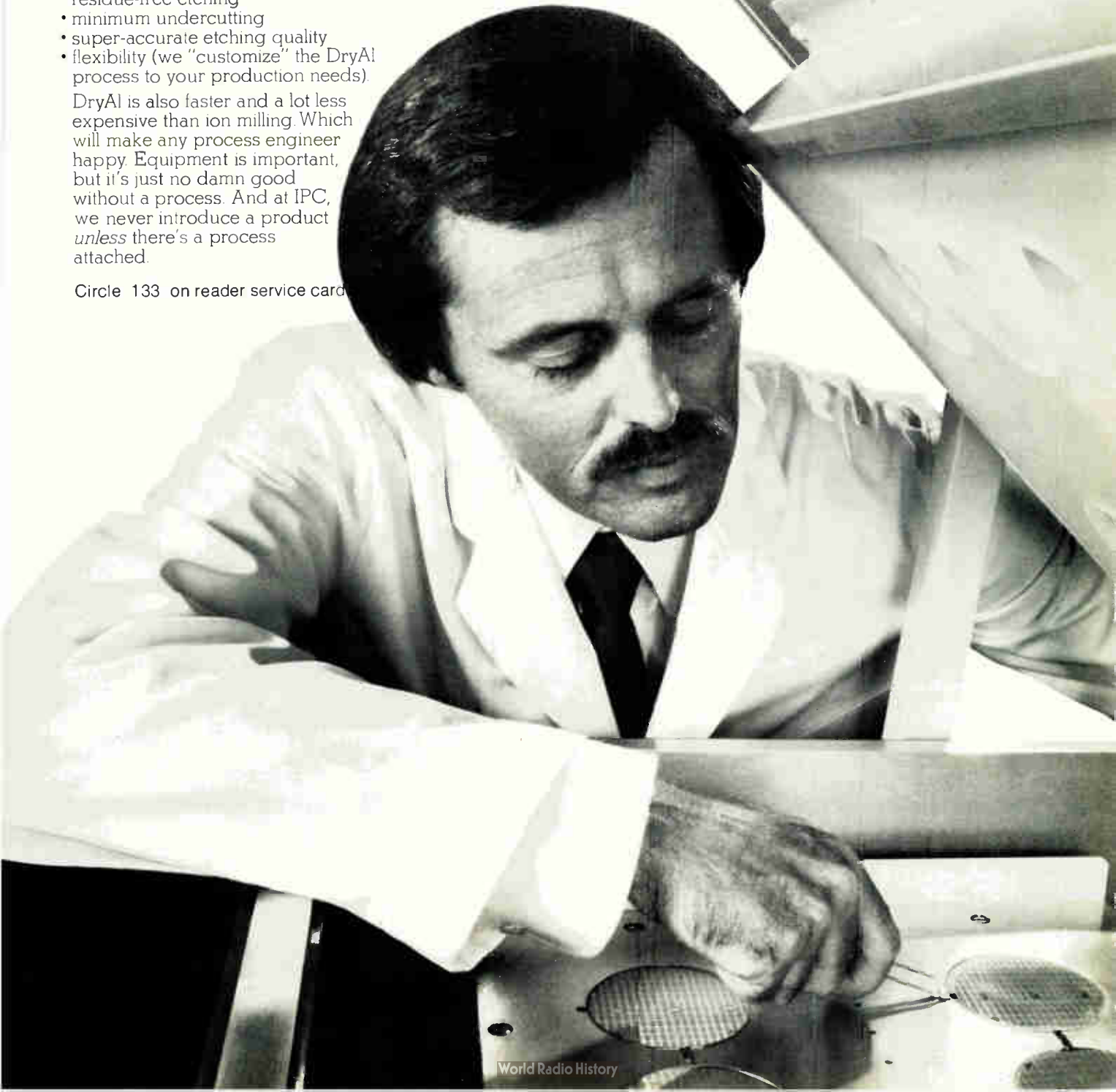
Circle 133 on reader service card



For more details about our planar reactor and our most important product, write or call Dick Eersin at International Plasma, A subsidiary of Dionex, 31159 San Benito Street, Box 4136, Hayward, CA 94544 (415) 489-3030.

INTERNATIONAL PLASMA
A subsidiary of **DIONEX**

**The process
is our most
important
product.**





THE BEST WAY TO KEEP AHEAD OF THE TIMES. ECLIPSE S/250 COMPUTER.

With faster processing times, our new ECLIPSE S/250 is the most powerful scientific minicomputer you can buy. For example, its floating point processor can perform double precision ADDs in 600 nanoseconds and double precision SINEs in 25.3 microseconds. And its integral array processor does 1024 point complex floating point FFTs in less than 10 milliseconds. Data is transferred at rates up to 10 megabytes/second through a high speed burst multiplexer channel. Plus, programmable data control units handle I/O interrupt service to offload activities from a main processor. And you can execute time-critical, compute-bound routines in 1/2 to 1/10 the time required for software execution because of the S/250's Writeable Control Store.

When you buy an ECLIPSE S/250 computer from Data General, you don't have to go to another vendor to complete your system. We make the broadest, most cost effective family of peripherals in the industry. That not only makes putting a system together easier, it assures you that you will end up with the greatest system efficiency.

The new Data General ECLIPSE S/250. It's an idea whose time has come. Send the coupon for our brochure or call 617-366-8911.

Data General

We make computers that make sense.

E1026

Name	Title	Company	Tel. No.
Address	City	State	Zip

Data General Corporation, Westboro, MA 01581, (617) 366-8911. Data General (Canada) Ltd., Ontario. Data General Europe, 61 rue de Courcelles, Paris, France, 766.51.78. Data General Australia, (03) 89-0633. Data General Ltda., Sao Paulo, Brazil 543-0138. Data General Middle East, Athens, Greece, 952-0557. © Data General Corporation, 1978.

actual size



Weston 860

Weston proudly introduces the first *low cost* 1/4" square multiturn cermet trimmer . . . the 860. Using the same advanced technology which produced our well-known 830, 840 and 850 series trimming potentiometers, the 860 offers you a miniature trimmer excellent for P.C. board packaging.

Its actual size of .250" x .250" x .170" needs only one-half the board space as conventional 3/8" square trimmers . . . *and at comparable prices!*


The 860 features 16 turns of adjustability in either top or side adjust models. Its power rating is 1/4 watt at 85° C, with an operating temperature range of -55° C to +150° C. The 860 is completely sealed against contaminants. Military (RJ26) and Established Reliability (RJR26) models are also available. Write or phone today for evaluation samples, specifications and pricing.

SANGAMO WESTON

Schlumberger

WESTON COMPONENTS & CONTROLS
A Division of Sangamo Weston, Inc.
Archbald, Pa. 18403
Tel. (717) 876-1500
TWX 510 656-2902
Telex 83-1873

How do you see fiber optics?



Fiber optics is getting so much publicity from its use in telephone communications that you may see that as its only important application. It's not.



Optical communication cables are being used in computers, process instruments and control applications. They weigh less and take less space. They eliminate electrical and electronic interference as well as ground loops. They can be more economical. And every day, they're making the old standard interconnect systems obsolete, one by one.

So when you spend time and money on an interconnect system, you should consider fiber optics. And that's where we can help you.

We can help you make the right choices for your system. Choices in line attenuation, mechanical strength, environmental isolation, light coupling efficiency. Choices in every element you need.

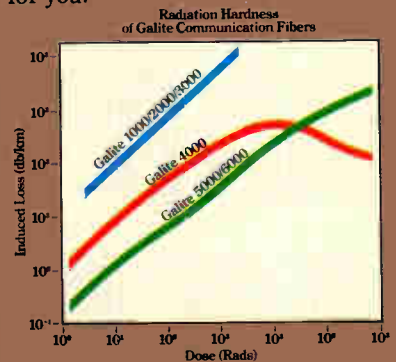
Ours is the broadest line of optical communication cables in the industry. We've been working with fiber optics for 20 years. And engineers have already put more than 2,000,000 feet of our fiber optic products in use. Since we make our cables from raw materials to finished product, we can fill your needs exactly. And at the least expense.



Galileo Electro-Optics Corp.
Galileo Park, Sturbridge, Massachusetts 01518

Progress made practical.


As a matter of fact, we can fill your needs more quickly, because all of our standard cables, including Galileo's highly versatile Galite® 3000, are in stock. We even stock complete lines of connectors and electronic components for you.



You can write to Galileo for a detailed information package that will give you a good idea of what fiber optics can do for you today. Or you can call Galileo's application engineers at (617) 347-9191 for specific personal help on how... and where fiber optics could fit into what you're doing today.

You will find we offer more than fiber optics. We also offer know-how.

Circle 137 on reader service card



Upgrade. Intel 8086 microprocessor bridges the gap from 8 to 16 bits. The 51,000-mil² chip, built with high-performance 4½- μ m n-MOS process contains 29,000 transistors. Next year it will be competing with 16-bit processors from Zilog, Motorola, and others.

emitter-coupled-logic innards into processor elements with transistor-transistor logic on the inputs and outputs. Complementary-metal-oxide-semiconductor technology is also becoming popular for bit-slice applications, since it offers such low power dissipation, and Fairchild and Motorola will offer C-MOS versions of the 2901 family next year. The point here is that bit slices are working hard to keep that step ahead of the fixed-instruction microprocessor chips in performance.

One-chip microcomputers are strong

The stand-alone microcomputers—those 4-, 8-, and 16-bit chips that include random-access and read-only memory, timing, and input/output control in with the central processing unit—have their work cut out for them. They drive high-current loads—tens of milliamperes for direct firing of triacs for ac control or driving alarms and displays—and some take analog signal inputs. And if communication is needed, one-chippers like Mostek's 3873 with a serial I/O port will speak a common protocol like RS-232-C to a host processor or data logger.

In the single-chip microcomputer market, one clear trend is emerging that parallels the way Detroit does business. That is to supply a processing core, and then make everything else an option. The amount of RAM and ROM—like engine size—can be chosen by the customer, as can the I/O structure. Special options, like analog inputs and outputs, serial ports that address several different protocols, and hardware math functions that ease programming of repetitive functions are the tinted glass and air conditioning of the single-chippers. Moreover, the optional functions will expand in variety, ena-

bling mass production to offer semi-custom products just as with automobiles.

Intel has already started such a program around its 8021 8-bit one-chip microcomputer. Besides the CPU, the 8021 contains 1,024 bytes of ROM and 64 bytes of RAM, variable-threshold inputs for touch-panel operation, and zero-crossing detection of ac signals for firing thyristors. The 8022 goes one better with an on-board analog-to-digital converter that allows the chip a pair of analog inputs. Motorola will proceed in the same manner with its 6805 line one-chip version of the 6800 and will even bring out the 6805 C-MOS for low-power applications.

Of course, the makers of 4-bit controller chips have used the big-family ploy for several years now, and the two major suppliers, TI and Rockwell, as well as National and others, have built up a full line of chips—with a variety of RAM, ROM, and I/O options—that dip down as low as 99 cents each in large quantities. And C-MOS versions of the products will take off next year.

Such riotous pricing is the reason that intelligence is being added to so many everyday products—even blenders—to make the devices easier to use, more fail-safe and mistake-proof. The 1979 cars will boast microcomputers for ignition timing and emissions control and also on the dashboard, in trip computers.

Distributed microprocessing

These stand-alone intelligent chips will gain tenfold in automation and computing power once linked to a central controller. Such a trend will begin to emerge only in 1979, when loosely coupled microprocessor networks begin to appear.

Making a great stride towards microcomputer networking is Mostek Corp. The Carrollton, Texas, chip maker's major contribution in the coming year will be the low-cost preprogrammed 3870 microcomputer. The ambitious plan is to preprogram its 2,048-byte ROM with a routine that will make it a communications processor. As a front end, the chip will give any piece of microprocessor-controlled equipment a software identity, enabling a central host computer to interact with it over a twisted-pair line hooking together several pieces of equipment in a star network or daisy-chain fashion. Mostek hopes the chip's serial data-link protocol will become a *de facto* standard, so that it will be able to sell lots of preprogrammed 3870s into simple networks of, say, point-of-sale supermarket cash registers.

The boards

As the power of single-chip processors continues to climb into the 16-bit-word realm and megabyte addressing, board computers follow suit. What's more, intelligent programmable peripheral chips are adding to their flexibility. They allow a large number of interrupts, timing functions, and I/O ports to be customized by the user, all within the board's limited area. Also, since these peripheral chips are growing smarter, they free the CPU for more demanding system responsibilities.

In terms of board evolution, two schools of thought

A 32K byte dual floppy microcomputer system for only \$2900* complete.

Standard Features:

- Dual 8" floppys store 500,000 characters on line
 - 32K bytes of static RAM
 - RS-232 C at 75 to 19,200 baud
 - 16 line parallel I/O
 - Rack or tabletop mounting
 - UL-recognized power supplies
 - BUS oriented computer architecture
 - Four slots used — four slots open for expansion
- Comes complete with disk BASIC
 - Includes Interactive Assembler/Editor
 - Main processor is an ultra-fast 6502A
 - Has auxiliary Z-80 and 6800 micros which allow execution of virtually all 6502, 6800, 8080 and Z-80 code!
 - User programmable interrupt vectors on all three micros



The C3-OEM is an ultra-high performance microcomputer system. Its powerful 6502A microprocessor (now triple sourced) out-benchmarks all 6800- and 8080-based computers in BASIC and machine code using the BASIC and assembler provided standard with this system.

In fact, the C3-OEM executes standard BASIC language programs at speed comparable to small 16 bit minicomputers.

Ohio Scientific has a vast library of low cost software for the high performance 6502A including an on-line debugger, a disassembler, several specialized disk operating systems and applications programs such as our word processor package and a data base management system. However, the C3-OEM is not just limited to 6502 based software. This remarkable machine also has a 6800 and a Z-80 microprocessor.

The system includes a software switch so that machine operation can be switched from one processor to another under software control!

So, one can start with existing 6800, 8080 or Z-80 programs while developing new software for the ultra-high performance 6502A.

The C3-OEM isn't cheap. It's a quality product with mechanical features like UL-recognized power supplies, a three-stage baked-on enamel finish and totally modular construction.

It is the product of Ohio Scientific's thousands of micro-computer systems experience. In fact, all the electronics of the C3-OEM have been in production for nearly a year and have field proven reliability. And, best of all, this machine is available now in quantity for immediate delivery!

A full spectrum of add-ons are now available including more memory, up to 16 serial ports, 96 parallel I/O lines, a video display, a parallel line printer interface and a 74 million byte Winchester disk drive.

*25-49 unit price	
1-4	\$3590.
5-9	\$3300.
10-24	\$3100.

Phone (216) 562-3101
or write for more information
and the C3-OEM representative
in your area.

OHIO SCIENTIFIC

1333 S. Chillicothe Rd.
Aurora, OH 44202

Circle 141 on reader service card

Whatever you need in an IC socket... *RN has 'em all!*


—and with “side wipe” reliability

PRODUCTION SOCKETS

BURN-IN, TEST SOCKETS

NEW! ICL Series

26% lower profile— .150"
Ideal for high density, high
volume configurations,
provides maximum vibration
resistance. Solder type, single leaf
“side-wipe” contacts. 8 to 40 contacts.





TS Series

very long contact
life. Very low insertion
force. Ideal for in-
coming inspection. With
14 to 40 contacts. Also
strip sockets up to
21 positions.



RN HIGH RELIABILITY eliminates
trouble. “Side-wipe” contacts make
100% greater surface contact with the
wide, flat sides of your IC leads for
positive electrical connection.



ICN Series high reliability general-
purpose sockets. Low insertion
force allows automatic IC insertion.
In solder or wire-wrap. 6 to 64
contacts. Dual leaf
“side-wipe” contacts.



IC Series

moderate cost, long life.
Designed for general test and
burn-in up to 350°C.
With 14 to 40
contacts.

ICA Series
high reliability pin
socket contacts. Low
profile in solder
or wire-wrap.
8 to 40 contacts.



ICN/S2 Series

lowest cost burn-in
socket available.
Designed to accept IC
extraction tool. With 8 to 40
contacts, with strip sockets
up to 25 positions.

WRITE TODAY
for latest R-N “Short Form” Catalog...



... of R-N production DIP sockets. Contains
full specs, dimensions and material data.
Get yours now.

RN ROBINSON NUGENT, INC.

ROBINSON-NUGENT, INC. • 800 East Eighth Street • New Albany, Indiana 47150 • Phone: (812) 945-0211

Circle 142 on reader service card

exist. Some firms think that everything possible should be put on one board, which is of course fine for those users that need all the parts. Others feel justified in splitting up the computing power among a number of smaller boards, to allow a designer to choose only those he needs and not pay for extras.

Mostek, for example, agreed with Pro-Log Corp. of Monterey, Calif., that smaller decentralized boards are the way to go, so they jointly introduced the STD bus and a series of expansion modules to mate with it.

Mostek's modules, called the MD series, center on a Z80-based, 4-megahertz CPU board. Additions will include a triac I/O board, a 16,384-bit static RAM card, a 16-K erasable programmable ROM card, plus three more I/O capabilities than its previous /100 board. TI AG joined to form Advanced Micro Computers Inc.,

Also opting for a decentralized philosophy is Digital Equipment Corp., Maynard, Mass. The firm's Components Group separated its popular LSI-11's CPU and memory and put them on their own, smaller boards exactly half the size of the LSI-11's, thus creating the LSI-11/2. Since its inception, the LSI-11/2 has received much support both from DEC and outside vendors—some 17 companies provide various board products.

But DEC has not neglected the LSI-11. It now lets the user generate his own microcode. An optional board stores the user's microcode, and a 40-wire cable mates the new board to the LSI-11 CPU board for execution.

DEC is not the only board manufacturer enhancing its product line. National Semiconductor has added over 30 different boards to its Series/80 family in the last year. Texas Instruments Inc. of Dallas now has a more powerful CPU board in its 990 series, the TM-990/101M, which doubles the amount of on-board memory and has more I/O capabilities than its previous /100 board. TI also has a new RAM board, one containing RAM and/or erasable programmable ROM, and an I/O board. Motorola is building on its Micromodule series and has added four CPU boards—two based on the 6800 and two based on the 6802, as well as six different analog I/O boards.

Fairchild put the 9440 CPU, which executes Data General's Nova 1200 instruction set, on a single-board computer called the Spark-16. Besides the 9440 CPU, the board has 8,192 bits of RAM and 4,096 bits of PROM that contains an assembler, debugger, and monitor program. Fairchild plans to extend the amount of on-board RAM to 16 kilobytes this year and beyond that to 32 kilobytes or 16 kilowords by the first quarter of next. Next year, in addition, it will market the Blaze-16 two-board set made from the 9400 family of bit-slice components. This will execute the Nova 3 instruction set with up to a 10-MHz clock speed.

Now that board families have matured and their respective bus structures have been firmly defined, it is clear that analog I/O modules, once left to outside suppliers, are being taken over by the CPU and memory board manufacturers themselves. Texas Instruments, for example, has plans for its own analog I/O board to interface with its 990 series, and Data General's micro-

Nova now has stand-alone data-acquisition and -control facilities as a result of its new analog cards.


Data General Corp., Westboro, Mass., has also entered the 16-bit single-board computer market. The company's MBC/1 includes the 16-bit microNova CPU, 2 kilobytes of static RAM, up to 4 kilobytes of PROM, an asynchronous communications interface, and a 32-line digital I/O port.

Another recent entry into the one-board world is both a new company and a new board. Advanced Micro Devices Inc., Sunnyvale, Calif., and Germany's Siemens AG joined to form Advanced Micro Computers Inc., Santa Clara, Calif., and its first product is the AMC 95/4000. It features AMD's 9080A CPU (its version of Intel's 8080A), floating-point arithmetic, four direct-memory-access channels, eight programmable interrupt channels, 4 kilobytes of static RAM, up to 12 kilobytes of ROM, and 48 programmable I/O lines. As if this were not enough, the board also contains AMD's own AM 9511 math chip, which can perform 16- and 32-bit 2's complement arithmetic. Boards such as this will definitely take on jobs traditionally given to full-blown minicomputers.

Now, dual-port memory

Many of the recent advances in board computers are straightforward. The latest generation of CPU, memory, and peripheral chips are really the stars of the show. Intel, however, has opted to use an architecture that squeezes more power out of a board. Its dual-port RAM concept is an advance in board architecture, and since the boards employing it, including the new 16-bit 86/12 CPU board, can still use the Multibus, it also represents a smooth transition.

The goal of the dual-port RAM is simple—throughput. Using a three-bus hierarchy, the CPU ties up the system bus only as a last resort. Moreover, the dual-port RAM is a global resource, accessible not only to the board's own CPU, but to other bus-masters as well. A dual-port RAM-controller chip quells any arguments over whose turn it is to get at the data. The dual-port RAM first surfaced on



Micro mini. The MBC/1 microNova from Data General is the first single-board computer to be offered by the minicomputer maker. It features the 16-bit microNova CPU, 2 kilobytes of static RAM, up to 4 kilobytes of PROM, a serial interface, and 32 lines of digital I/O.

MICROCOMPUTER BOARD FAMILIES

	Computer Automation Naked Mini	Data General microNOVA	Digital Equipment Corp. LSI-11	Intel 8-bit iSBC 80 16-bit iSBC 86		Mostek		Motorola MM	National		Pro-Log	Texas Instruments TM990	Zilog MCB
				SD	MD	BLC	IMP		CRS	7000			
Single-board microcomputer with RAM, ROM, and I/O				2									
Processor board only													
ROM or PROM board													
RAM board													
RAM with battery pickup													
Combined RAM and ROM													
Combined memory and I/O													
General-purpose parallel I/O	1												
Programmable parallel I/O	1												
Optically isolated I/O													
IEEE-488 interface board	1												
Combined serial and parallel I/O													
Serial I/O	1												
Communications controller	1												
Direct-memory-access controller													
Analog-input board													
Analog-output board													
Combined analog input and output													
Triac-output board													
Memory/disk controller													
PROM/E-PROM programmer board													
Video-display controller board													
Interrupt controller board	1												
Programmable clock/timer board													
Fast-math board													
Blank prototyping board													

Gray = 8-bit Color tint = 16-bit

1. Available through intelligent cables
2. iSBC 86 products compatible with 8-bit iSBC 80 family

SOURCE: ELECTRONICS

the iSBC 80/30 CPU board. It then appeared on the iSBC 544 Intelligent Communications Controller and the iSBC 86/12 16-bit single-board computer. It's a good bet dual-porting will appear on most of Intel's forthcoming boards as the 16-bit family expands to include things like floppy-disk controllers, analog I/O, and so on. It will be interesting to watch other board makers adopt schemes like the dual-port RAM and to see how they move into the 16-bit world.

Unique among expandable memory boards, the Multi-bus-compatible series of RAM cards from Mupro Inc., Sunnyvale, Calif., uses error detection and correction. The boards will detect and correct any single-bit errors and flag any double-bit failures. Watching Intel's SBC series progress closely, Mupro has already announced a word-oriented family compatible with the recently expanded Multibus.

Board computers have many applications in process control and small systems. And some of the small systems come from the board manufacturers themselves. When a line matures to include a CPU, memory, serial and parallel I/O, and floppy-disk control, the temptation is hard to resist.

National, for example, puts one of three CPU boards in a box with card cage and power supply and calls it the RMC, for rack-mounted computer. Its Starplex takes this

idea a step further, combining a BLC 80/20 CPU board, a BLC 8229 CRT controller, and a BLC 8221 floppy-disk controller card in a modular cabinet complete with keyboard, CRT, and dual floppies.

The MCZ-1 is Zilog's answer to the small systems market. The MCZ-1/05, 10, and 90 are its latest additions. All are Z80-based, will operate with 4-MHz clocks, and are supported by Zilog's general-purpose RIO operating system, which locates software modules and manages I/O. Intel, too, integrates its boards into systems. Its latest is the System 80/30, which contains the iSBC 80/30 and room for three more boards. It is now reasonable to predict a System 86/12.

Software design

LSI chips and board computers are making complex digital hardware designs more of a snap, but what of software? To remain competitive, a growing number of engineers are doubling as programmers.

The biggest help here will come in the form of high-level languages adapted for software development. It is doubtful that chip users can be expected to learn any new assembly languages (which is one reason why the 16-bit processors are showing up with instruction sets that are supersets of their 8-bit predecessors). So high-level languages are in fact catching on faster among

odds-on choice



in high voltage ceramic capacitors

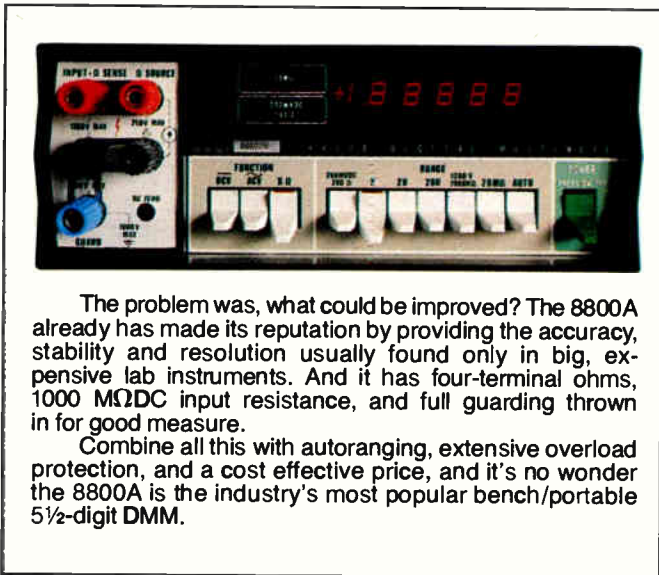
Don't gamble on quality and performance when you're specifying high voltage ceramic caps that have to "take-it". Murata's standard line includes units rated right up to 40 KV and capacitances to 9,300 pF . . . all with application-proven performance and specifications second to none in the industry. What's more, we can supply special packages to meet specific application requirements providing maximum product design flexibility.

Take the gamble out of high voltage capacitor specifying. Write for our free catalog and find out about Murata's odds-on favorites. Murata Corporation of America, 1148 Franklin Road, S.E., Marietta, Georgia 30067. Phone: 404-952-9777.

first in ceramics

muRata
CORPORATION
OF AMERICA

HOW COULD THE INDUSTRY STANDARD 5½-DIGIT DMM BE IMPROVED?



The problem was, what could be improved? The 8800A already has made its reputation by providing the accuracy, stability and resolution usually found only in big, expensive lab instruments. And it has four-terminal ohms, 1000 MΩDC input resistance, and full guarding thrown in for good measure.

Combine all this with autoranging, extensive overload protection, and a cost effective price, and it's no wonder the 8800A is the industry's most popular bench/portable 5½-digit DMM.

Now look at the 8810A.


It's modular! You can buy the lab-performance DC mainframe for only \$695. Add the six-range ohms converter for \$175 any time you wish.

It's got true rms ac! Actually you can choose either the true RMS converter module for accurate measurements of most waveforms at \$275, or the average-responding AC converter module at \$150. Both are specified to 100 kHz.

For data recording, there's a data output option.

It's specified for one year! You know how much money you can save by eliminating the time and expense of shorter re-cal cycles. And this kind of long-term stability is just what you'd expect from Fluke.

So now, in addition to the industry standard 8800A, you have your choice of application-oriented and cost-saving configurations of the new 8810A, choices you'd expect only from Fluke.



Field-installable options snap-in when you need them.

CALL (800) 426-0361*, TOLL FREE. Or, contact one of the more than 100 Fluke offices or representatives, worldwide. In the U.S. and all countries outside of Europe, contact: John Fluke Mfg. Co., Inc., P.O. Box 43210, Mountlake Terrace, WA 98043, U.S.A. Telex: 32-0013.

In Europe, contact: Fluke (Nederland) B.V., P.O. Box 5053, Tilburg, The Netherlands. Tel.: (013) 673973. Telex: 52237.

Prices U.S. only.

*Alaska, Hawaii, Washington residents please call (206) 774-2481.

COMMAND PERFORMANCE: DEMAND FLUKE DMMs.

2505-8019

Circle 146 for literature
Circle 147 for demonstration

FLUKE[®]

designers than had been expected. Also they are more legible, portable, and alterable.

Expensive hardware is needed to exploit HLLs, though, and development-system manufacturers like Tektronix Inc., Beaverton, Ore., Millennium Systems Inc., Cupertino, Calif., and Futuredata Computer Corp., Los Angeles, Calif., are getting round this primarily with "universal" systems that can support a variety of processors. Chip maker's units of course support their own chips. Another approach is to keep per-station costs down by allowing multiple users to share expensive peripherals, like disks and printers, through either a dedicated controller or a general-purpose computer.

With Futuredata's latest system, for example, the disk and printer are shared by up to eight users on a high-speed serial link to a network control processor, which makes all the arrangements with the disks and printer. With eight users, per-station costs are below \$8,000.

Tektronix admits it has neglected high-level languages to perfect its 8001 and 8002 universal development systems. But the Beaverton, Ore., firm is soon to catch up, primarily through deals with outside software vendors. Both the Boston Systems Office Inc., Waltham, Mass., and National CSS Inc., Norwalk, Conn., have

agreed to develop down-loading software for Tektronix systems, and Microsoft, Albuquerque, N. M., markets a version of Fortran to Tektronix users. Also, Tektronix itself is developing a compiled version of Basic, and it is watching Pascal, seemingly ready to make a move.

Among the high-level languages now standard on many systems are Fortran, Basic, Cobol, and Pascal, as well as proprietary languages like Intel's PLM and Zilog's PLZ. Besides compilers (or interpreters) for these languages, more software packages are being added to systems to make programming easier. These include operating systems, editors, file managers, debuggers, and of course, assemblers. As for efficiency in certain applications, assembly language still has to be embedded in the object code generated by HLLs. But with the increasing power of the next-generation CPUs, assembly code will not be employed in any but the most demanding of systems.

Another likelihood is that more sophisticated software will be programmed into ROM. This began with small monitoring routines, but now that 64-k and larger ROMs are in view, high-level languages themselves will be in ROM and put onto boards. National already has three versions of Basic in ROM.

PROFILE

He promotes the C language

Underscoring a growing interest in simpler software solutions are the sales figures of "The C Programming Language" (Prentice-Hall, 1978). It has sold over 10,000 copies in the last six months, or more than four times as many as Brian Kernaghan and coauthor Dennis Richie expected. It is in fact the third popular software text Kernaghan has coauthored since his arrival at Bell Telephone Laboratories over 10 years ago after receiving his doctoral degree from Princeton.

"I write programs for a living," he says. As a member of the Bell technical staff, he has worked on word processing, combinational optimization problems, language design, and software for documentation preparation. Using this experience, he wrote "The Elements of Programming Style" (McGraw-Hill, 1974) and "Software Tools" (Addison-Wesley, 1976) with P. J. Plauger; his newest book derives from the fact that C is now the language of choice at Bell.

Kernaghan believes modern structured languages are the way to go. Unlike Basic and Fortran, which rely heavily on GOTO statements for branching, they more elegantly reflect the underlying algorithm and force the programmer to solve each piece of a problem on the spot.

"I had a tough time producing good code with Fortran," he recalls. "I remember sitting back and saying to myself, 'Hmm, A is less than B. . . I'll go somewhere and figure it out later.' But with languages like Pascal and C, you can change a small portion of your program and not affect the whole world by doing so."

In praise of C, he says, "It can be used on almost every variety of computer, there are few things it can't compile, and it offers something that most languages don't even consider—notational convenience."


In comparison, Pascal "can get verbose and make you think you're walking through glue," he observes. "APL, on the other hand, is cryptic."

Nevertheless, Kernaghan does not entirely discount Pascal. "It's modern, of modest size, and relatively safe. It's especially good for academic work, particularly in view of the alternatives: PL/1 is complicated, Algol got off to a bad start, while Fortran and Basic have no control."

Supposing problems with control flow are now ironed out, what next? "Data handling needs a good hard look," says Kernaghan. Questions like "Is this parameter global?" and "Where should the data be put so the program will be easy to modify?" still remain largely unanswered."

If his book about the C language looks like being his most successful, what was his most successful program? "One that allows a secretary to typeset mathematical equations," he smiles.

John G. Posa




“There’s a whole new approach to final test of digital products. It’s our new DTO-1.”

“Just look at DTO-1’s capabilities. It records your test sequence on tape. Then plays it back to guide your technicians. DTO-1 handles digital circuitry like a logic analyzer, troubleshoots analog circuitry like an oscilloscope and automates go/no-go testing. There’s nothing like DTO-1 for improved production test efficiency.”



"Here are five ways Biomation can cut your test costs."

Like having a design engineer test every product. DTO-1 is the fast, easy way for engineering to develop thorough test procedures



for new digital products. Step through your test sequence once and DTO-1 records reference logic traces for the entire program on a tape cartridge. So you can quickly produce test programs for each design change and every

new product. And DTO-1 is virtually self-programming, with no software development needed.

Finally, automated comparison testing.

The time-consuming, error-prone monotony of total product checkout is ended by DTO-1. Technicians just follow the established test sequence and DTO-1's powerful microprocessor auto-



matically compares logic traces with the recorded reference traces. Pass-Fail lights on DTO-1's probe guide technicians through complete testing of product functions. You get improved quality control. It's quick and it's foolproof.

Speeds and simplifies troubleshooting, too.

When a fault is detected, the probe's red light alerts the technician to check DTO-1's built-in scope. There he has the diagnostic capability to pinpoint both digital and analog faults. Like a logic analyzer, DTO-1 displays time domain logic traces, comparing the test trace with the reference trace and highlighting any disagreement. Analog waveforms can be simultaneously displayed with logic traces, on the same time base.



That makes it easy for the troubleshooter to determine if the malfunction is digital or analog. Result: Quick, positive fault isolation.



Technicians love DTO-1.

Finding, training and keeping test technicians is a growing, costly problem. DTO-1 is the answer. It practically trains technicians for you, using your recorded test programs to control the test

sequence. It automatically aligns itself to the frequency of the system under test, is self-calibrating and includes built-in diagnostics. DTO-1 frees your technicians from the repetitious routine of product test, and lets them concentrate on finding and fixing malfunctions.

DTO-1: A cost effective solution.

At \$8950* you can build your entire test and service capability around DTO-1. It's a cost effective instrument at the end of your assembly line. And you can afford to put one in the development lab



for before and after testing of design changes. Supply your repair depots and field service force with DTO-1s. Then by sending the latest tape you can provide them with test routines for new products and design changes.

The coupon below will get you a demonstration, or a reprint of an eight-page article on the DTO. See why we say that there's nothing like DTO-1 for improving production test efficiency.

*U.S. price only.

Gould Inc., Biomation Division
4600 Old Ironsides Dr., Santa Clara, CA 95050
(408) 988-6800

_____ I'm in a hurry. Call me at _____ / _____

ext. _____ to arrange a demonstration.

_____ Send me the reprint and complete product data.

Name _____ Title _____

Company _____

Address _____ Mail Stop _____

City _____ State _____ Zip _____

GOULD  **biomation**

Circle No. 149 for information

“Thunder is good but it is lightning

“Today’s lightning is CMOS technology.”

You probably think of CMOS technology in terms of low power applications. You ought to think of it in terms of system performance. High speed. Higher noise immunity. Better drive capability... even analog and digital on a single chip. And of course, CMOS lower chip temperatures and, therefore, greater VLSI chip density. That adds up to system performance and reliability. At a competitive price.

TOMORROW’S TECHNOLOGY TODAY.

Intersil is the source. One chip system and sub-system circuits. Frequency counters. Up-down counters/timers. LED and LCD display drivers. 3 1/2 digit and 16 bit data converters. Touchtone® encoders. Ultra-high reliability circuits for heart pacers. Dedicated controllers. And more.

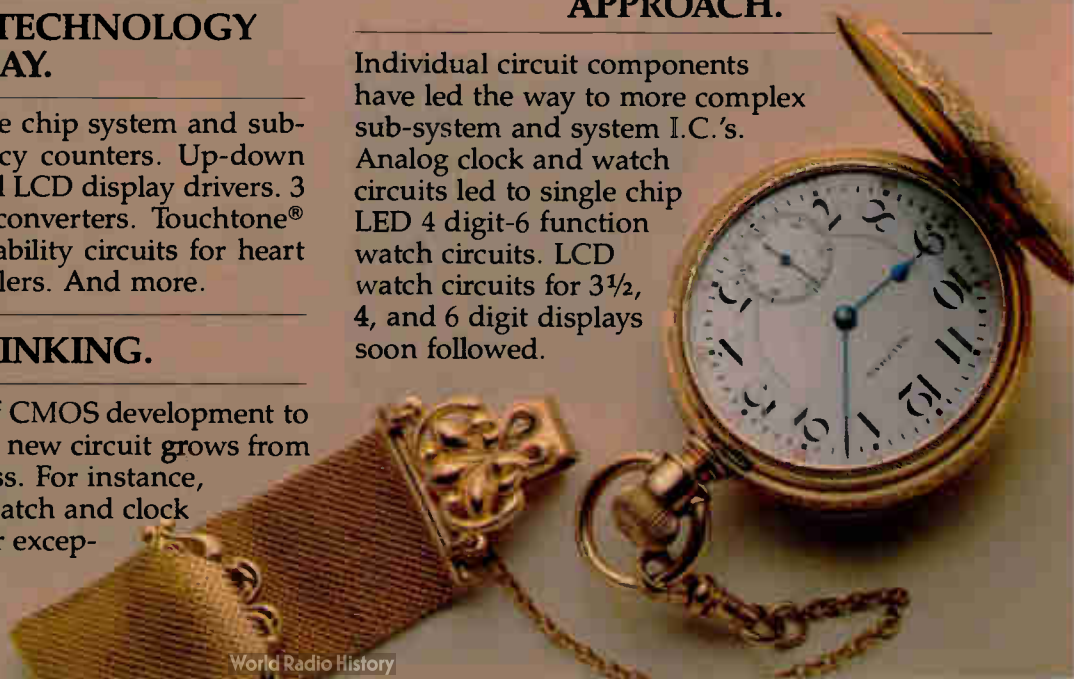
CMOS THINKING.

We’ve used each phase of CMOS development to boot-strap the next. Each new circuit grows from a tried and proven success. For instance, our original low power watch and clock circuits were the basis for excep-

tionally low current drain frequency oscillators. Static and dynamic divider concepts allowed us to push the technology to 10MHz for direct scaling. Output transistors now allow direct driving of LED displays and synchronous or stepper motors. And most recently, digital and analog circuits have been married on a single chip.

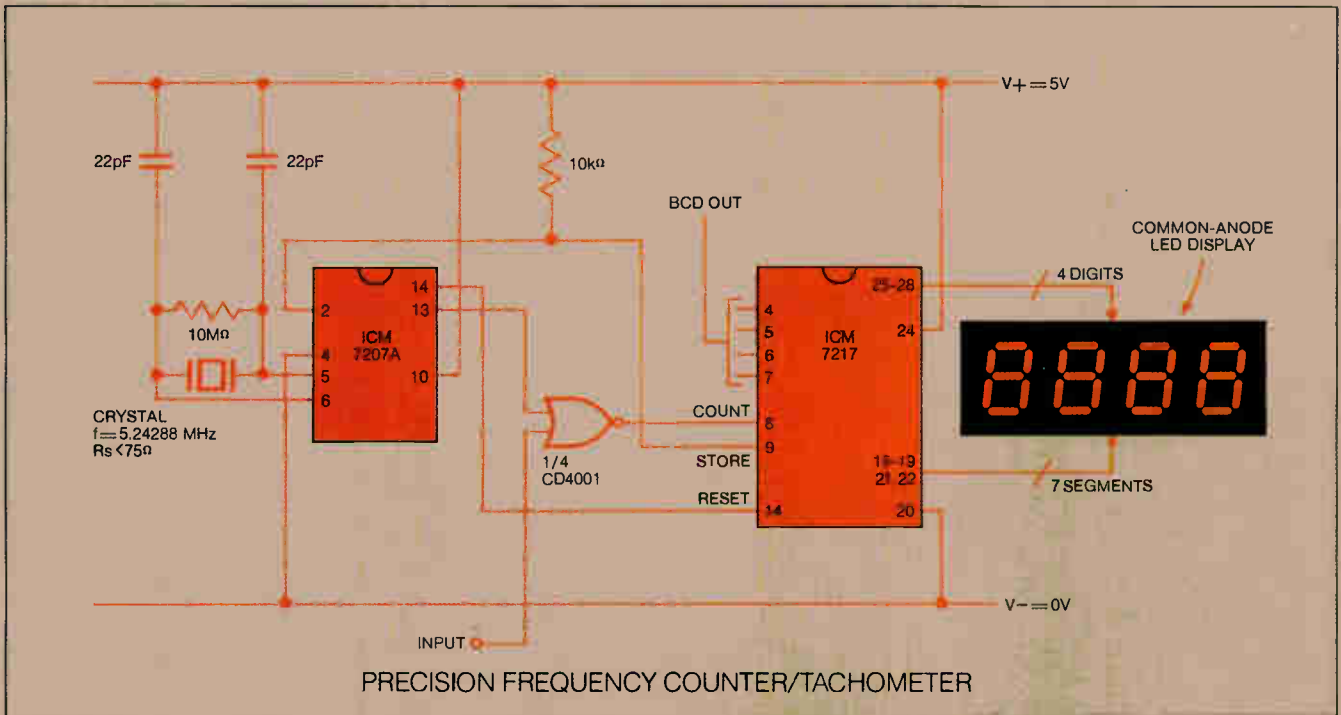
THE BUILDING BLOCK APPROACH.

Individual circuit components have led the way to more complex sub-system and system I.C.’s. Analog clock and watch circuits led to single chip LED 4 digit-6 function watch circuits. LCD watch circuits for 3½, 4, and 6 digit displays soon followed.



thunder is impressive; that does the work."

Mark Twain, 1835-1910



LEARNING FROM SUCCESS.

Each successful circuit suggests the next. In CMOS. Here's a recent example: The ICM7217 presetable up-down counter/timer decoder/driver that drives up to 1" LED's. 4-digit. Cascadable. Common anode or common cathode. Available for hard wired or μP applications. Add IC's and the ICM7217 can even become a digital tachometer or frequency counter. And we're extending the technology from there.

EXTENDING THE HORIZON.

Timers and counters are one part of Intersil's expertise in tomorrow's technology. CMOS RAM's, EPROM's, high speed, low power data converters and microprocessors are just a few more. And what we're learning from one application, we're applying to the next.

SYSTEMS THINKING.

Today at Intersil, we're thinking problem and solution. In CMOS. Systems and sub-systems instead of components. 1.5V to 30V. 5Hz to 10MHz.

Standards or customs. Today, we know that CMOS is tomorrow's technology. And in CMOS, nobody is stealing our thunder. Nobody.

CALIFORNIA: Sunnyvale (408) 744-0618, Long Beach (213) 532-3544 • COLORADO: Denver (303) 750-7004 • FLORIDA: Fort Lauderdale (305) 772-4122 • ILLINOIS: Hinsdale (312) 986-5303 • MASSACHUSETTS: Lexington (617) 861-6220 • MINNESOTA: Minneapolis (612) 925-1844 • NEW JERSEY: Englewood Cliffs (201) 567-5585 • OHIO: Dayton (513) 866-7328 • TEXAS: Dallas (214) 387-0539 • CANADA: Brampton, Ontario (416) 457-1253/55

®Registered trademark of A.T.T.

INTERSIL

Analog Products — Low Power
10710 North Tantau Avenue, Cupertino, CA 95014
Tel. (408) 996-5000 TWX: 910-338-0171
(800) 538-7930 (outside California)

E102678

Gentlemen: Send me your literature on:

- | | |
|---|--|
| <input type="checkbox"/> touch tone encoder | <input type="checkbox"/> unit frequency and period counters |
| <input type="checkbox"/> stopwatch circuits | <input type="checkbox"/> the ICM7217/7227 up-down counters |
| <input type="checkbox"/> data converters | <input type="checkbox"/> Send me your new Mark Twain Poster. |

Name

Company

Address

City State Mailing Code

Country



COMPUTERS

□ *The computer industry is preparing to put the next generation of semiconductor technology to work. Both semiconductor and computer houses are working on very large-scale integration for logic and memory chips in both established and emerging technologies such as charge-coupled devices and bubble memories. But it's the computer industry's role to exploit these components' advantages in new architectures—and without outmoding billions of dollars' worth of equipment and software.*

Many mainframe manufacturers spent the past 12 months refining and producing the advanced designs they had announced earlier. So most of the news this year was in the minicomputer sector, which unveiled several new architectures. This advanced hardware is supported by more sophisticated systems software, resulting from stepped-up development programs.

Peripheral makers, too, have been taking advantage of the new solid-state and other technologies to increase densities and enhance performance. CCDs, for example, saw their first use in memory peripherals this year and should be the center of attention during the next. The floppy disk goes on, with manufacturers forecasting higher-than-1-megabyte storage space next year.

As the concept of distributed processing gained in popularity, a number of companies introduced their networking philosophies. Complicating the scene was American Telephone & Telegraph Co.'s announcement of its planned Advanced Communications Service—a switched-digital data communications system that would offer users sophisticated message-switching features.

VAX leads the way

One notable architectural achievement this year was Digital Equipment Corp.'s 32-bit VAX 11/780. The surprising move by the Maynard, Mass., minicomputer-industry leader to a 32-bit structure may have obscured other architectural changes introduced in VAX. Most significant of these is a virtual addressing scheme that can control four billion bytes of memory.

Key to handling this address space efficiently is the use of a 128-entry translation buffer. The buffer stores the most recently used translations between virtual and physical memory in high-speed registers, greatly reducing the memory management overhead. Additional features of the VAX CPU include an 18-kilobyte cache memory and up to 24 kilobytes of random-access memory control storage for diagnostic functions, special instructions, and microcode changes. RAM is also used in the memory busing and I/O subsystem to increase the efficiency of the busing mechanisms.

The industry will continue to see “higher performance at lower cost in a smaller package because of chip technology,” says Jim Cockrum, lab manager of the advanced products team at Hewlett-Packard Corp.'s General Systems division, Santa Clara, Calif. That technology is also causing designers to rethink architecture, he

IBM's experiments with Josephson junctions (left) hold promise of small, fast, nonvolatile RAM.

notes. “It's a question of partitioning the CPU,” a problem that may best be answered, he says, by a multiprocessor approach that uses a number of identical elements, each performing a specialized function.

Examples of this rethinking arrived earlier this month, when HP introduced a three-chip central processing unit in its 3000 series 33 minicomputer and in the HP 300, a new general-purpose business computer aimed at dedicated on-line applications. The three-chip CPU, made with complementary-metal-oxide-semiconductor-on-sapphire technology, replaces nine printed-circuit boards that previously comprised the CPU unit of the HP 3000 series II.

Another example of the impact of chip technology is Systems Engineering Laboratories Inc.'s SEL 32/30. By replacing core memory with 16-kilobit RAMs and using multilayered printed-circuit boards instead of wire-wrapped boards, the Fort Lauderdale, Fla., firm packs a 32-bit computer with up to 1 megabyte of main memory into a rack-mountable cabinet 15¾ inches high.

Honeywell Information Systems, too, took advantage of higher-density memory chips to streamline its packaging. The Waltham, Mass., minicomputer maker revamped its entire Level 6 line and now offers common front panels and racks for all models.

Data General Corp.'s vice president for engineering, Carl Carmen, notes that “the cost of RAMs has motivated machine design more in the past five years than anything else.” As RAM prices continue to drop, Carmen says, more microcode will be used to create what he calls “soft architecture” in the next generation of hardware.


The Westboro, Mass., firm was not among the manufacturers who introduced new architectures this year, but it did unleash a new top-of-the-line Eclipse M/600 processor that performed some new tricks—and showed that 16 bits still has a lot to offer.

John William Poduska, Prime Computer Inc.'s vice president for research and development, notes that once the computers have all this additional memory there is a question of what to do with it (see “He brought virtual memory to minicomputers”). His answer for the most efficient use of memory is Prime's virtual-memory system, which is based on demand paging of data from disk. The capability was made available to users of mid-range minicomputers with the introduction this year of Prime's 350 system.

Among the other minicomputer vendor announcements this past year, Harris Corp.'s Computer Systems division, Fort Lauderdale, Fla., went to a 48-bit-wide internal bus structure in its new top-of-the-line series 500 minicomputer. Modular Computer Corp., also of Fort Lauderdale, is featuring a pipelined instruction look-ahead in its new Classic computer line.

Bolstering its distributed-processing offerings, IBM Corp. early this month unveiled its 8100 system, a 32-bit minicomputer that makes of a new proprietary 65,536-bit RAM (photo, p. 128). Users will not begin receiving the units until this time next year, however.

In other minicomputers, IBM enhanced its Series I



Disk that isn't. Storage Technology's solid-state disk is one of the first memory peripherals to exploit the speed of charge-coupled devices. Meant to replace the IBM 2305 fixed-head disk, it stores 45 megabytes and has an average access time of 0.7 ms.

processor in model 4955-E by doubling memory capacity to 256 kilobytes and bolstering the real-time operating system to support more memory communications. For 1979, the 4955-E will have Cobol programming language.

Mainframes—more of the same

While minicomputer vendors are introducing new architectures, mainframe makers have been busy filling back orders for processor lines they unveiled during the spring of 1977. Many of these already incorporate advanced architectures.

IBM Corp. delivered the first of its top-of-the-line 3031, 3032, and 3033 processors on schedule in March of 1978 and began digging into a backlog that, says company president John R. Opel, piles up higher than the total computing power IBM has shipped.

With many of its products finding it harder to compete with products from the growing army of plug-compatible marketers, IBM reorganized its System Products division into two parts—the Data Systems and System Products divisions. Analysts see this shuffle as an omen that IBM's next generation of mainframes, often called the E- and H-series, will soon emerge.

Meanwhile, the roll call of plug-compatible challengers is building—in fact, the group's numbers have doubled in recent months. National Semiconductor Corp., Santa Clara, Calif., which in addition to ICs markets add-in memories and central processing units, announced their entrance into the arena as a direct marketer with an IBM-compatible minicomputer that emulates 32-bit operation and uses IBM 370 software.

National's System/400 minicomputer achieves throughput equal to that of an IBM 370/145 by using a bus-central, functionally distributed multiprocessor ar-

chitecture. Similar to the 400's minicomputer architecture competing in a mainframe world, is Sunnyvale-based Two Pi Co.'s 370-compatible V32 minicomputer.

A number of products that take advantage of technology advances since IBM introduced the 370 series are giving the leader a run for the money. In fact, National's vice president and director of technology development, Pierre Lamond, believes that by 1985 the equivalent of an IBM 370/158 could be made on one chip.

Among the mainframe makers introducing 370-compatible equipment was Magnuson Systems Inc. of Santa Clara, Calif. In the firm's M80, a novel multiprocessor architecture allows redundant computing with up to triplex voting for reliability. Not only do the various M80 models outperform their IBM counterparts, but the modular system is easily upgraded by replacement of function modules so that the series can keep pace with new advances in technology.

Cambridge Memories Inc., the Waltham, Mass., manufacturer of add-on memories, also entered the free-for-all with IBM-compatible computers that they claim will outperform their counterparts by 10% to 15%—and at 80% of IBM's prices. Nor does the list stop here—foreign manufacturers are also arming themselves. Japan's Mitsubishi Electric Corp. has announced that it too will wade into the fray in 1983.

Though it might appear so, not all the action is on the IBM-compatible battlefield. Burroughs Corp., Detroit, Mich., has revamped its line of medium-scale computers with five models that supersede the B 2800, B 3800 and B 4800 families. In the new models, up to four CPUs can be combined in a multiprocessor arrangement; previously, only two CPUs could be coupled in a system. Burroughs is also preparing its sophisticated 7800 processor, introduced over a year ago, for first production shipments this month. Another unit, the Attached Fortran Processor, is being readied for delivery in early 1979. Finally, Burroughs will run benchmarks on its Scientific Processor in the first quarter of 1979. It plans production shipments of the unit, which can perform up to 50 million floating-point operations per second, for the end of next year.

Three other mainframe firms also enhanced existing lines during the year. Control Data Corp., Minneapolis, Minn., upgraded its Cyber 175 line of mainframes, while Sperry Rand's Univac division, Blue Bell, Pa., added to its 1100 line. Sperry also upgraded its 90/80 series of mainframes with three units, including the top-of-the-line 90/80-4, which features buffered memory and up to 8 megabytes of main storage. NCR Corp., Dayton, Ohio, topped out its latest-generation mainframe—the Criterion—with the 8580 and 8590 processors.

The course of computer technology can't always run true, and the year's most notable technology failure was Honeywell Information Systems' high-end Level 66, model 85 processor. Honeywell withdrew it from the market because of packaging and cooling problems with the unit's current-mode-logic circuits, but it hopes to use the technology in the future.

PEP



Beat the odds on early-life failures with PEP. And get the tightest AQL's in the industry. From the quality leader. Texas Instruments.

Lower your total system cost. Decrease field service. Decrease incoming test costs.

PEP, the Product Enhancement Program from Texas Instruments, provides off-the-shelf IC's with enhanced quality and higher reliability. With PEP you:

- Reduce or eliminate incoming IC inspection
- Improve yields through assembly

- Reduce field returns and service
- PEP 3 and 4 provide 100% burn-in to accelerate the integrated circuit through early operational life, when IC failure rates are the highest, to the period where the failure rate typically reaches less than 0.0005% per 1000 hrs... a typical IC MTBF of 23 years for a system containing 1000 PEP ICs.

PEP processing is offered on

Linear, Bipolar Memory and Bipolar Microprocessor, as well as all TTL families including Low Power Schottky (74LS), Schottky (74S), and Standard TTL (74)...in either plastic or ceramic DIP.

The new PEP now offers in all popular TTL families:

- 100% high temperature functional, continuity, and parametric testing
- Industry's tightest AQL (0.1% AQL cumulative for parametric, functional, and continuity)
- 2% burn-in PDA on PEP 3 (Plastic) and PEP 4 (Ceramic)

For the complete story on updated PEP processing, and a copy of the new PEP brochure, contact your local TI field sales office or authorized TI distributor. Or, write Texas Instruments Incorporated, P.O. Box 225012, M/S 308, Dallas, Texas 75265.



TEST	CONDITION	GUARANTEED AQL %					
		BIPOLAR LOGIC		BIPOLAR MEMORY		LINEAR	
		PEP 1, PEP 3	PEP 4	PEP 1, PEP 3	PEP 4	PEP 1, PEP 3	PEP 4
Continuity	100°C	0.015	0.015	0.015	0.015	0.015	0.015
Functional	0°C to 70°C	0.10	0.10	0.25	0.25	0.10	0.10
DC Parametric	0°C to 70°C			0.65	0.65	0.25 (Note 1)	0.25 (Note 1)
AC Parametric	25°C (Note 2)	0.65	0.65	1.00	1.00	1.00	1.00
Fine Leak	1 x 10 ⁻⁵ Leak Rate	NA	0.65	NA	0.65	NA	0.65
Gross Leak	Step C-1	NA	0.40	NA	0.40	NA	0.40
Mechanical Defects (Note 3)	Critical	0.10	0.10	0.10	0.10	0.10	0.10
	Major	1.00	1.00	1.00	1.00	1.00	1.00

Notes:

(1) For linear devices, a 0.25% AQL at 25°C and a 0.65% AQL at 70°C apply.

(2) Sampled and guaranteed.

(3) Critical mechanical defects are those which affect device functionality. Major defects include problems not affecting functionality.

TEXAS INSTRUMENTS
INCORPORATED

© 1978 Texas Instruments Incorporated

87504

Electronics/October 26, 1978

Circle 155 on reader service card

155

World Radio History

WITH AMI CUSTOM, YOU'VE GOT IT MADE.

In the past 12 years, we've made over 1200 successful custom circuits, pioneering in just about every product area you can name. That makes us number one in our business. And there are plenty of reasons we can make you stand out in yours. We have a large staff totally dedicated to custom MOS. We can design from your ideas, produce from your designs, solve problems with standard micro-computers, or a combination of standard and custom. To top it all, our average time from circuit definition to production is shorter than anyone else's. So whatever kind of circuit you have in mind, come to AMI. We'll help make your product a cut above the others.



Over the years, we've perfected a system for working with our customers that cuts down errors and speeds up production. Pioneering with computers and SLIC (Symbolic Layout of Integrated Circuits), we recently sliced 30 percent off our design time. And we're getting faster.

We offer the widest range of processes, too. With seven variations of P, N and CMOS to choose from, we can build a circuit with exactly the right power and speed for your application. At a down-to-earth price.

If you'd rather control the design yourself, remember AMI has the only department completely dedicated to

building circuits from customer-originated tooling. We'll advise you, check your design rules and test parameters, and produce your chips. That way, you can get a small quantity for a test market without running up your engineering bill. And when you're ready for mass production, we have the facilities to turn out all the circuits you can handle.

To get things started, write AMI Marketing, 3800 Homestead Road, Santa Clara CA 95051 or call (408) 246-0330. Between us, we've got it made.

AMI
AMERICAN MICROSYSTEMS, INC.

Though busy with current product lines, mainframers are not ignoring the future. Almost all of them have programs under way to develop very large-scale integrated circuits, higher-density emitter-coupled logic and other current-mode-logic forms, as well as new communications techniques and peripheral devices.

Key to the successful application of VLSI in the computer industry will be test methods, notes Barry Borgeson, Sperry Univac's director of research and technical planning. At Univac "a variety of testing techniques are being researched," he says. "It's not just a matter of partitioning the logic and putting it on a chip." Among the other semiconductor technologies Univac is looking into are complementary metal oxide semiconductor on sapphire, subnanosecond ECL, short-channel n-MOS, and gallium-arsenide materials, he says.

But Borgeson notes that future architectures will be less radical departures from current ones and will deal more with the overall system and less with the individual machine characteristics. "It's hard to add architectural elements without obsoleting past investments in software. In the future we'll deal in systems architectures rather than CPU architectures."

In other experimental developments, IBM dived into cryogenics and found Josephson junctions, with which it prototyped a 15-nanosecond 16,384-bit random-access memory. It also experimented with a tunable-dye laser for data storage.


Amorphous semiconductors won a vote of confidence from Burroughs, which worked with Stanford Ovshinsky's company, Energy Conversion Devices, Troy, Mich., to produce 1,024-bit electrically erasable read-only memories. Burroughs' executive vice president for engineering, Lloyd Cali, says the company has no immediate plans for the part.

In general, Cali predicts that the decreasing cost of memory will have a big impact on future mainframe architectures. "In the past, designers optimized the use of working storage through the operating system. Today nobody cares how big the operating system is because [when compared with the system's cost] memory has virtually zero cost." As cheaper and higher-speed memories become available, they can also affect machine design through their use in what Cali calls stored logic—a technique that arranges bits stored in a memory to perform an algorithm. The technique is easier to alter than even a microcoded machine and is easier to design because "it's the closest thing to a hardware representation of pure Boolean logic."

Software development—a burden?

"The next generation of computers will be software-based systems, so the trick is to get the software up to speed," says Michael Resnicow, software product specialist at the Interdata division of Perkin-Elmer's Data Systems group. And quite a trick it will be—with software trailing the present generation of hardware and hardware designers working on the next.

Software development is still a labor-intensive chore,



Shrinking CPU. Using C-MOS-on-sapphire technology, Hewlett-Packard introduced a three-chip central processing unit in its 3000 series 33 and model 300 minicomputers. Two pc boards replace a nine-board CPU that was used in the 3000 series II.

so it's not surprising that computer vendors report more than half of their R&D budgets now go into software. Most are quick to note that this does not include the development of microcode or firmware routines, which is considered part of hardware development expense.

In conjunction with the stepped-up development effort, more and more companies are emphasizing software product announcements. Typical of the new approach was Interdata's introduction of a globally optimizing Fortran compiler for its 8/32 line of minicomputers. Previously the reserve of mainframes, this type of software produces a more efficient machine code by eliminating redundant operations while compiling the program. Such programs run in one half to one third the time they took before optimization, says Resnicow.

Hewlett-Packard's Jim Cockrum estimates that in three to five years software will account for 75% of the computer companies' R&D budgets. "The reason we're in a bind today," says Data General's Carl Carmen, "is that we didn't give software the right emphasis in the past. The best thing for software would be for the hardware guys to go away for four or five years and allow it time to catch up."

In the peripheral products market, the demand for more storage for small computer systems has brought about a new generation of Winchester-type technology fixed-media disk drives in small packages. Using a technology originally developed for mainframes, a number of disk-drive manufacturers have developed units similar both in size and price to traditional cartridge disk drives but offering up to eight times the storage capacity.

Early product announcements came over a year ago from companies such as Control Data Corp., Minneapolis, Memorex Corp. of Santa Clara, Kennedy Co., Altadena, Calif., and Okidata Corp., Mount Laurel, N. J.



Changing display. Cathode-ray-tube-display manufacturers are taking advantage of chip technology to pack more intelligence into less space. Perkin-Elmer's Data Systems group combined a microprocessor and CRT controller on a single chip in its 550 terminal.

The number of offerings doubled recently with the additions of California Computer Products, Anaheim, Calif., Ampex Corp., Redwood City, Calif., and Storage Technology Corp., Louisville, Colo.

Peripheral economy

This year several inexpensive products of this type appeared that should prove popular with original-equipment manufacturers who make low-end minicomputers. The key to cost savings in these units is the blending of features from floppy-disk drive and Winchester-type head technologies. Floppy-disk maker Shugart Associates, Sunnyvale, Calif., joined the fray with one such device. Taking this approach one step further was International Memories Inc., also of Sunnyvale, which scaled down the standard 14-inch disk platter to an 8-inch diameter to produce a Winchester-type disk unit that packs 11 times the storage capacity of a floppy-disk drive into the same space.

As for floppies, after a false start that delayed deliveries six months and more, the first production shipments of double-density, double-sided floppy-disk drives are finally beginning. IBM was first, earlier this year, with production deliveries of its System/34, which contains such a drive. But when other manufacturers began to produce IBM-compatible, 1-megabyte units of their own,

they were plagued with technical problems, primarily relating to media wear. These problems appear solved now and, with a number of companies delivering floppy-disk-controller chips, it should get easier for designers to incorporate the higher-density units.

Look for higher-than-IBM densities on plug-compatible mainframe disk-storage units next year. This year, those competing in the IBM-compatible market—including STC, CDC, Memorex, and Sperry Univac's ISS division in Cupertino—began shipping their top-of-the-line IBM 3350-type disk units. But Control Data broke away with the introduction of a unit that offers 625 megabytes of storage per spindle, twice the maximum of IBM's 3350.

Manufacturers of rigid-disk drives are researching a number of techniques that would increase storage. Among these are thin-film head fabrication schemes that would result in a lighter head with a smaller recording gap and hence higher recording densities; new disk coating techniques; and more sensitive feedback control systems that can accurately follow narrower tracks.

Peripheral storage systems are expected to be one of the largest applications of charge-coupled devices. The first such use of CCDs was Memorex' 3770 disk cache unit; Storage Technology Corp. recently followed suit with its disk replacement unit. The Memorex unit operates at the head of a string of disk drives, storing frequently used data in the higher-access-speed CCDs and thereby increasing overall system throughput. STC's 4305 Solid State Disk is designed to replace a fixed-head disk memory in virtual-memory applications and operates some 30% to 50% faster in typical paging applications.

The CCD devices are seen as the harbingers of complex hierarchical memory systems in which CCDs and bubbles would perform a cache or buffer role, disks would provide on-line storage, and an automated tape library would be used for archival storage. Manufacturers are now looking into controls for such systems. These controllers—often called back-end processors—would actually be dedicated computers.


Manufacturers of cathode-ray-tube data terminals are also planning to take advantage of improving chip technology—primarily in the form of single-chip CRT controllers. Hazeltine Corp., Greenlawn, N. Y., uses a National Semiconductor part in its recently introduced 1400. The Terminals division of Perkin-Elmer's Data Systems group, Randolph, N. J., used its in-house LSI design operation to combine a microprocessor and a CRT controller on a single chip in its new 550 terminal.

Distributed processing proceeds

As the market concept of distributed processing catches on, it provides impetus for the various networking, communications, and data-base management technologies needed to implement it. These technologies are incorporated into the growing number of distributed processing "philosophies" introduced by the computer companies—definitions of what networking schemes they will employ and the capabilities they will offer.

IBM led the field with its Systems Network Architec-

DESIGN BECKMAN CONVERTERS IN. DESIGN PROBLEMS OUT.



Replace the DAC80 with our new 7580. Pin for pin, you'll come out power, performance and money ahead.

Presenting Beckman's two new 12-bit CMOS digital-to-analog converters, the 7580V and 7580I. They fit into the same DAC80 socket, but improve your system performance three ways: lower power consumption, better performance and lower total cost.

The complete converter—buffers, switches, ladder, reference and output amplifier—really lowers the boom on power. 150mW for the 7580V or 120mW for the 7580I will give the power supply a real break.

Also, no +5V supply means no +5V decoupling capacitor and no +5V supply noise. And the CMOS inputs can be driven by CMOS or TTL without buffers.

The performance advantages include better guarantees for zero offset, gain, differential linearity and supply rejection. Monotonicity and $\pm 1/2$ LSB

linearity are, of course, guaranteed over 0°C to $+70^{\circ}\text{C}$.

The 7580 lowers system cost several ways. Lower power means lower supply cost. One model for $\pm 12\text{V}$ or $\pm 15\text{V}$ operation means no increased price for a special version and lower inventory costs. And don't forget the unnecessary +5V decoupling capacitor.

If you want better performance and lower cost, look into the 7580 series from Beckman. You'll be designing in the industry standard and getting across-the-board, pin-for-pin compatibility. All from Beckman, and all for the kind of competitive pricing you've been looking for. Write or call Advanced Electro-Products Division for more information. Beckman Instruments, Inc., 2500 Harbor Boulevard, Fullerton, CA 92634. Telephone (714) 871-4848, Extension 3235.

BECKMAN®

The hardware half and the other half.



At Siecor we put both halves together. Siecor has the optical cable and hardware you need to engineer those demanding applications. And our components are first-rate. Their reliability has been proven again and again. Our earliest installations continue to operate. Trouble free.

Products are just half the story. The other half is Siecor's experienced people. We excel in cable engineering. We have developed practical splicing and compatible connectors. And just in case, we have trouble-shooting equipment and skills. Our price/performance figures lead the industry. Siecor works with customers to solve problems. Together we meet the challenges that broaden the acceptance of fiber optic technology.



Siecor Optical Cables, Inc.
631 Miracle Mile
Horseheads, New York 14845
Tel: 607-739-3562

SIECOR

Fiber Optic Technology

ture and the other mainframers soon followed: Sperry Univac with its Distributed Communications Architecture, NCR with its Distributed Networking Architecture, Honeywell with its Distributed Systems Environment, and Control Data with its Distributed Network System and Cyber 170-network products. Burroughs joined the ranks earlier this month with its Burroughs Network Architecture.

Minicomputer and intelligent terminal vendors also unveiled schemes. Digital Equipment Corp. was an early entrant with DECnet and Hewlett-Packard followed with Distributed Systems Networking. Computer Automation Inc., Irvine, Calif., couples its SyFa small business systems with its Virtual Network, built around a centralized network controller and using X.25-type packet-switching communications at speeds up to 56 kilobits/s.

Datapoint Corp., San Antonio, Texas, calls its approach ARC—for Attached Resource Computing. The company's small business computers can be intermixed on a local string of coaxial cable up to 4 miles long and can operate at speeds of up to 2.5 million bits per second. All systems on an ARC network can share data bases and peripherals, and remote systems can have access through

traditional telecommunications links. Also based on a coaxial cable interconnection, Ann Arbor, Mich.-based Sycor Inc. ties its intelligent terminals together with Sycorlink, which allows some sharing of data bases.

General Automation Inc., Anaheim, Calif., unveiled Autonet—a modular queue-driven network that can handle up to 255 individual network nodes, each with up to 32 individual communications links. The links use a full-duplex, synchronous-data-link-control protocol at rates up to 2 megabits per second. Besides sharing data bases and peripherals among processors attached to the network, Autonet provides for program-to-program communications.

Looming over the networking efforts of the computer companies is AT&T's plans to introduce a switched data communications service dubbed Advanced Communications Service. The service would provide an interactive call-mode of operation, as well as a message-mode to provide for message storage and forwarding. A key part of the service would be code conversion, protocol translation, and speed-matching capabilities, which together would permit dissimilar units to communicate. ACS could also control message formatting and editing.

PROFILE

He brought virtual memory to the minicomputer

As the cost of semiconductor main memory drops and solid-state technology finds its way into peripheral memory systems, computers at all levels are being packed with more storage capacity. "But how do you use all that memory?" asks John William Poduska, vice president for research and development at Prime Computer Inc., Wellesley Hills, Mass. Without good memory management, higher capacity need not result in improved performance. Poduska's answer is virtual memory—not surprising, since he is the architect of Prime's virtual-memory technology.

In a virtual-memory system, software and hardware techniques, including segmentation and paging, are used so that the user is unaware whether the data he accesses comes from main memory or mass storage, such as disk drive. Thus large programs can be executed without concern for memory management.

Poduska's work with virtual memory is an outgrowth of his experience with the Multics project at the Massachusetts Institute of Technology and later at NASA's Electronics Research Center, Cambridge, Mass., where he was director of the Manned Computer Systems branch.

That's where he was able to apply the Multics virtual-memory approach he learned as a 24-year-old member of the electrical engineering faculty at MIT. "We used the virtual-memory idea at NASA to do research on future manned spaceflights," says Poduska, "including a manned Mars mission, which required very large memories." At NASA, Poduska and his group added a "virtual memory box" to a Honeywell 516 computer and built what he believes was the first multi-user operating system. That operating system was the forerunner of Primos, which Poduska brought to the company in 1972.

By law, NASA had to put the development into the public domain and Poduska tried in vain to get Honeywell interested in a virtual-memory system while he was there.

"The idea lay dormant for two years," he says. Then he and six colleagues left Honeywell to form Prime in February 1972. Within nine months, the company designed, manufactured, and shipped its first computer, the Prime 200, after designing the software first. In June of 1973 came the Prime 300, which Poduska believes was the first \$100,000-class minicomputer using virtual memory. Until that time, virtual systems were in the IBM 360/67 mainframe class, costing "several millions," Poduska says.

Poduska sees himself as a technology opportunist, taking advantage of component and magnetic technology to bring affordable minicomputers to market. His philosophy seems to work. Prime's sales will zoom by almost an order of magnitude in three years: from \$11.3 million in 1975 to near \$100 million.

Lawrence Curran



“Any bunch of hotshots can design a new microcomputer. It takes brains to improve an old one.”

John Jones
Product Marketing Manager
Series/80 Microcomputer
Systems



Series/80 Microcomputer Systems

“We’re super aware that forcing a change in system architecture causes customers a lot of pain and agony. It costs a small fortune. And no amount of cross assemblers, translators or mode switches will make things easier.

If you want to hear real horror stories, ask the minicomputer guys. They’ve seen it.

It just doesn’t make sense to me to force customers into a change when there are tons of things you can do to improve any system — especially once it’s been in use. And with Series/80 that’s exactly what we do.

80/204, 80/10
— *the advantages of hindsight.*

We’ve just begun offering the 80/204 board. And you can bet we’ve added some improvements.

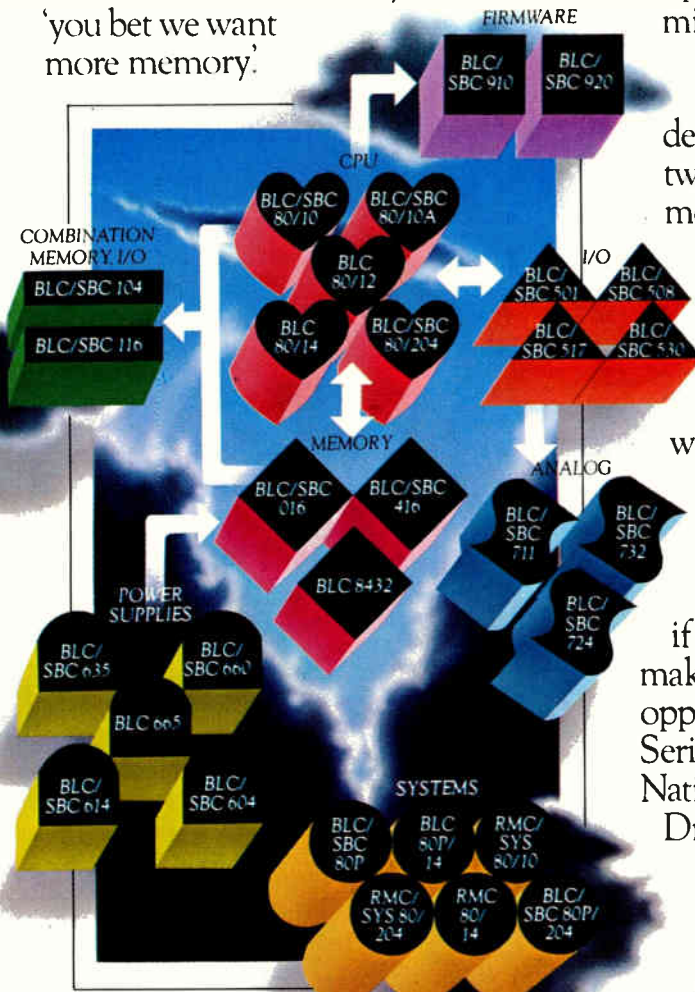
Like ‘shadow ROM.’ It lets ROM share the same memory address as RAM. And the ROM can be completely shut down and shut out when you don’t need it.

In standby, our BLC 80/204 draws less than a watt versus 4 watts for Intel’s SBC 80/204. And our bus master handles 6 masters on system bus compared to 3.

In addition to board level products, we offer a complete line of 80/204 and 80/10 rack mounted computer (RMC) systems with significant advantages over what has gone before.

Don't get me wrong. The SBC 80/204—in fact, all the original SBC products are very good. But coming later lets us take customer reaction into account.

In 80/10 boards, for instance, we felt people might like the on-board memory beefed up. So we got out and talked to customers. They told us, 'you bet we want more memory.'



And that's what we gave them with the BLC 80/11, 80/12 and 80/14.

Customer feedback also led to the development of National's exclusive 32K BLC8432 ROM/PROM

memory card, which is twice the capability of everybody else's.

It's a plain fact that National will continue to be customer driven instead of product driven. We'll come across with features customers want and need instead of what might be clever.

A New Industry Standard.

I feel the best hardware investment is one that protects a software investment. And with Series/80, we're helping create an industry standard microcomputer. So more customers can use an existing software base. And software and hardware designers will be easier to find. Also, two vendors competing for business means freedom of choice. And that's what free enterprise is all about.

Serious about Series/80.

We're dead serious about Series/80. Just last year we started with seven products. Now we're at 41 and still counting—every one designed from a top-down systems point of view.

For more on Series/80—or, if our market-driven philosophy makes sense and you'd like to talk job opportunities, write me: John Jones, Series/80 Product Marketing, National Semiconductor Corporation, Drawer 6, 2900 Semiconductor Drive, Santa Clara, California 95051. Or call 800-538-1866—800-672-1811 in California."



Computer Products Group
 National Semiconductor Corporation

Our logic tester's guided probe is smart.



And you can make it downright brilliant.

Fluke logic testers are ahead of their time—the first to test μ P boards at rated speed.

We've gone beyond simply handling μ Ps in circuit. Take our computer-guided probing system; we call it "Autotrack,TM" you'll call it *indispensible*.

Autotrack minimizes the back-probing necessary to find the defect, and automatically directs your operator's probing. A powerful built-in algorithm is the secret.

Simply put, our testers have smarts. And, we help other ways. Our 3040A system features a large alphanumeric LED display squarely in front of the operator's nose to eliminate back-and-forth neck fatigue, "CRT-squint" and resulting misprobes.

And there's more, like automatic thresholds by pin. Loop breaking routines. Special diagnostics for wired-or and bus struc-

tures. Time savers. Cost savers.

We've minimized programming requirements too. Simply load the IC library and describe IC locations and pin connections with the intelligent 3041A programming station. It's complete with CRT, keyboard line printer and dual floppy disks.


Smart as our Autotrack is, you can make it even smarter through priority tables that further reduce diagnostic time.

Yes, with *your* help, our bright logic testers can be brilliant. CALL (415) 965-0350 COLLECT for details. For a complete technical package, write on your company letterhead to Don Harter, Fluke Trendar Corp., 630 Clyde Ave. Mountain View, CA 94043. Europe: Fluke (Nederland) B.V., P.O. Box 5053, Tilburg, The Netherlands. Phone: (013) 673973. Telex: 52237.

See Us At The
Cherry Hill Test Conference
Booth 20 and 21.



FLUKE[®]



INSTRUMENTS

□ This year, the microprocessor is having a bigger effect than ever before on test and measurement instrumentation. It is accelerating the transition from traditional analog-to-digital approaches and in addition is giving birth to new test and measurement capabilities. But the limelight does not belong solely to the microprocessor. Other digital circuits are enhancing the resolution of, for example, time and frequency synthesizers. On the analog side, ingenious new cathode-ray-tube designs are boosting the writing speed and screen size of storage oscilloscopes.

These changes are not refinements for the sake of refinement. With large-scale integration reducing complex systems to chips on boards, traditional testing methods are being taxed to the limits of their capability and economic feasibility. Chip makers run into the problem in attempting to characterize their devices, just as much as chip users do in attempting to verify board performance through all the stages of design, manufacture and servicing.

Moreover, test personnel, already far too few in number, find their skills constantly outmoded by the rapid advance of electronic technology. Thus there is a real need for microprocessor-based equipment that can take over much of the responsibility for evaluating measurements from the operator and may leave him or her with little more than a go or no-go decision to make.

For instance, a recent microprocessor-controlled logic-state analyzer from Paratronics, San Jose, Calif., has a programmable read-only memory that lets it perform up to seven tests, reducing its dependence on the operator's skills.

Introduced within the past year, the model 532 is but one of several logic analyzers that continue to emerge as microprocessor-based systems increase in speed and bit size. The number of channels they can monitor has grown from 16 to 24 and even 32 in recent models. The most obvious change in these instruments is the replacement of the front-panel switches and knobs by keyboards indicative of microprocessor control and simpler operator input.

The Paratronics model 532 is a 12-megahertz, 32-channel analyzer for use in the laboratory, on the production line, or in the field. In conjunction with an oscilloscope, it can display up to 256 words in various formats and features 21 triggering modes. It also can do signature analysis, operate remotely by means of an IEEE-488 interface bus, and produce a hard copy of test results through an RS-232 interface.

Some analyzers can capture both logic-state and -timing information simultaneously for production testing or laboratory work. New from Hewlett-Packard Co., Palo Alto, Calif., is the 20-MHz, 24-channel HP 1615A logic analyzer that can display various timing and/or data-domain combinations on its CRT with detection circuitry capable of capturing 5-nanosecond glitches.

Pushing the test parameters to the limit in this type of

Omnicom's Portable Service Processor (opposite) can guide the operator to component-level faults on LSI boards.




Processing DMM. Besides presenting readings in engineering, scientific, or fixed-decimal notation, the display on ESI's Calcumeter can illustrate sorting ranges in an analog, graphical fashion.

instrument is the brand-new K100-D logic analyzer from Biomation, a Santa Clara, Calif., division of Gould Inc. The analyzer combines a high-performance timing mode (100 MHz, 16 channels, plus dual 1,024-word memory) with an impressive set of display formatting and decoding capabilities for data-domain analysis. An optional 32-channel input adapter used only for data-domain analysis makes troubleshooting the recent 16-bit microprocessors an easier task. The K100-D features individual high-impedance (1-megohm) active probes consisting of custom hybrid circuits (rather than an active probe pod), which allow signals to be processed very close to the user's circuitry.

In recent years, the question of the acceptance of the IEEE-488 interface bus has been much debated. Not only has the bus won out, but it is directly responsible for creating new instrumentation in the form of dedicated bus monitors and bus analyzers.

Field assistance

Aimed specifically at helping the shortage of field service personnel of a sophistication to match that of today's LSI is the Portable Service Processor from Omnicomp Inc., Phoenix, Ariz. Surely the forerunner of service instruments of the future, the PSP performs high-speed dynamic testing of circuit boards loaded with transistor-transistor and emitter-coupled logic, as well as metal-oxide-semiconductor devices, including microprocessors and memories. It interfaces with the operator for the most part through its keyboard and light-emitting-diode display and with the boards through an edge connector consisting of 192 fully programmable driver-sensor pins. Thus equipped, it guides the operator in



Keyboard entry. The Biomation K100-D logic-timing and -state analyzer has powerful display formatting and decoding features.

probing for faults by spelling out simple diagnostic instructions in English either on the light-emitting-diode display or on a 20-character-per-line thermal printer built into its case. A digital multimeter also contained within the PSP handles traditional analog measurements.

The unit has up to 96 kilobytes of random-access memory and 6 kilobytes of read-only memory, part of which executes a self test on powering up. An on-board tape cartridge provides 2.5 megabytes of program storage and a fast hardware microprogram interprets the high-level Basic test instructions. A series of translator software packages convert factory test programs and circuit images into the PSP Basic test language. These translation programs offer a major support capability necessary in achieving comprehensive field servicing.

Moreover, the Omnicomp unit provides remote diagnostic capabilities through RS-232 and V-24 interfaces, as well as telephone communications, via an acoustic coupler and modem. It can be operated in either a master or slave configuration with another remote PSP.

Another novel instrument in this class is the Digital Testing Oscilloscope from Biomation. The DTO-1 does automatic testing, as well as manual troubleshooting, on digital and related analog circuitry. Equipped with a single probe and oscilloscope-type controls, it combines the abilities of a go/no-go comparison tester, a time-domain logic analyzer, and a storage oscilloscope.

As a go/no-go tester, the DTO-1 uses its microprocessor to compare the logic waveforms of the system or board under test with those stored on a tape cartridge contained in the unit. As a logic analyzer, it can store and display up to eight traces with various triggering capabilities and 10-ns glitch detection. When operating as a storage scope, it can display digitized analog waveforms and logic traces on the same time base, to aid the troubleshooter in deriving the cause of the fault. Its 100-MHz sampling rate can handle input signals up to 20

MHZ, which is even sufficient for even some ECL designs. The unit's microprocessor also executes many self tests within the instrument, including memory diagnostic routines and input calibration tests.

The DTO-1 is virtually self-programming and uses no software language to program tests. Reference logic traces and control settings are acquired from a known-good board and recorded on the unit's tape cartridge for playback in the automatic go/no-go test mode. This feature eliminates considerable programming time and costs while making it easy to add reference material.

Faster storage scopes

Storage oscilloscopes too are making significant advances, particularly in CRT design. Leading the way in the structure and focusing system of electron guns is Tektronix Inc., Beaverton, Ore., with the model 7834 400-MHz storage oscilloscope. The 7834's fast variable-persistence transfer-type CRT has pushed the writing rate up to 2,500 centimeters per microsecond, enabling a single-shot pulse with a 1-nanosecond rise time to be captured clearly on a display area measuring 3.6 by 4.5 centimeters.

Another innovation in storage CRT design is found in the 1744A storage scope from Hewlett-Packard Co. Its storage CRT achieves a writing speed in excess of 1,800 cm/ μ s and a 100-MHz bandwidth on a 4.32-by-5.7-cm display. The tube does it by incorporating a static field crossover lens to expand the image prior to its display on a conventional phosphor screen.

In general, though, the larger the display area, the harder it is to obtain maximum writing speeds. However, the latest entry into the storage-scope marketplace—the model 3266 from NV Philips Gloeilampenfabrieken of Eindhoven in the Netherlands—features a 900-cm/ μ s writing speed on a relatively large 7.2-by-9-cm display, plus 100-MHz bandwidths. These specifications are achieved by using an electrostatic lens system as a scan magnifier and placing it in front of the storage mesh in its transfer-type CRT.

Smarter DMMs

Microprocessor control with front-panel keyboard entry also is on the rise in 5 $\frac{1}{2}$ - or 6 $\frac{1}{2}$ -digit digital multimeters. Today these units can handle all kinds of sorting, scaling, linearizing, formatting and automatically controlled interfacing functions.

The 6 $\frac{1}{2}$ -digit model 7065 introduced earlier this year by Solartron Electronic Group Ltd., Farnborough, England, has eight built-in process programs and a ninth program that puts all measurements and processing in charge of an internal real-time clock, so that the unit can function unattended for a span of 96 hours. The 8502A from the John Fluke Manufacturing Co., Mountlake Terrace, Wash., is another microprocessor-based 6 $\frac{1}{2}$ -digit DMM offering an alphanumeric display along with user-selectable digital and analog filtering and accuracy enhancement via the keyboard.

The latest 6 $\frac{1}{2}$ -digit microprocessing digital multi-

Your Guardian Angel invites you to
CHECK HER MEASUREMENTS
of these two "half-size" 13 amp relays.

These two small relays are about half the size of competitive relays that do the same job. The cost? About the same as those big competitive units. In many cases, a few cents less.

Choice of dual type (solder lug or 3/16" QC) or printed circuit termination. Choice of solder lug, printed circuit or screw mount sockets.

I380

4 Form C (4PDT)
contact arrangement.

I390

2 Form C (2PDT)
contact arrangement.




Get all the facts on both these "half-size" relays. Send today for special technical bulletins that are yours free for the asking.

GUARDIAN[®]

GUARDIAN ELECTRIC MANUFACTURING COMPANY—1550 W. Carroll Avenue, Chicago, IL 60607—312/243-1100

Circle 169 on reader service card

MANUAL INPUT



If you're still using potentiometers to help convert mechanical motion into digital signals, there's an easier, less expensive way.

Switch to Disc Instruments' new fingertip-controlled PANELCODER™ Series optical encoders. Their digital outputs eliminate the need for the A to D converters which analog pots require. No more pot noise and wiper wear, either.

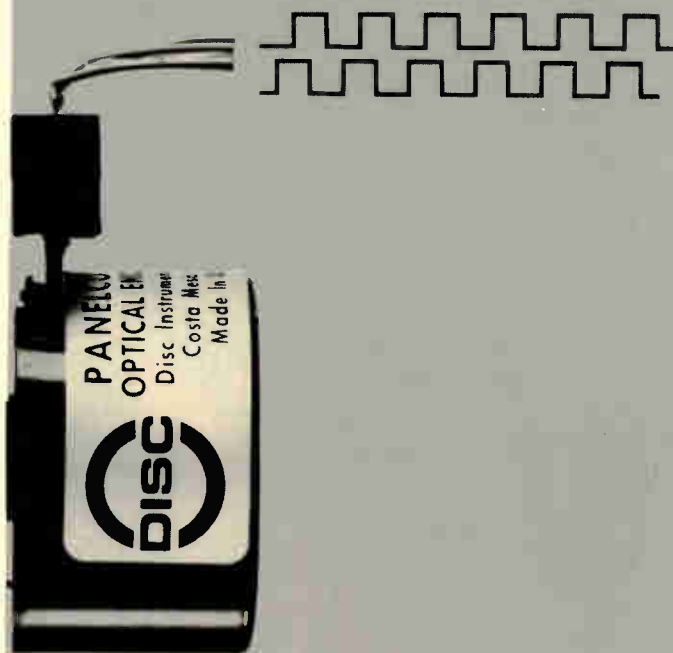
They're rugged and accurate, too. Up to 250 pulses per revolution with a 100,000-hour LED light source, and accurate to ± 10 minutes of arc. Power input is 5 Vdc $\pm 5\%$ at 60 mA maximum. They're sized (1½" diameter) to fit the same space a potentiometer used to occupy.

Switching from pots to PANELCODERS drops your component costs by eliminating the analog-to-digital conversion step.

Not only saves you money, but improves your product performance.

Circle 170 on reader service card

DIGITAL OUTPUT



Disc Instruments is ready to serve you worldwide with the broadest line of rotary and linear encoders in the industry. If our standard products do not fit your exact encoder requirements, we'll make a special for you.

Write or call us for details. And, if you're an OEM, ask on your letterhead for a free PANELCODER evaluation sample.



Disc Instruments, Inc.
102 E. Baker St.
Costa Mesa, California 92626
Phone: 714/979-5300

meter entry is the Series 6000 from Racal Dana Instruments Inc., Irvine, Calif. It was designed for use as a bench-type multimeter, as well as an automatic test system, and features a top reading rate of 34,000 measurements per second. Both the Fluke 8502A (as an option) and the 6000 offer calibration memory modules with which the operator can recalibrate the instrument just by touching a key. The 6000 will automatically test and calibrate itself every four hours and display the relative departure from the limits of calibration, so that the user may set up a maintenance timetable in advance. Such a module cuts calibration costs and downtime since it alone need be sent for annual maintenance and another module borrowed and used in the meantime.

A portable processing digital multimeter, the \$389 Calcu-meter 4100 from Electro Scientific Industries Inc., Portland, Ore., measures like a 3½-digit DMM and computes like a scientific calculator. The first handheld instrument of this type, it relies on a complementary-MOS microcomputer to automatically condition measurements. Indeed, it uses low-power C-MOS circuitry almost entirely, and its custom microprocessor when not in use even slows down its clock to minimize power drain.

In the lab

Perhaps especially in sophisticated laboratory instruments, the incorporation of the microprocessor and other LSI circuits is improving performance and versatility at price/performance tradeoffs that are sometimes more than acceptable. For instance, the addition of a microprocessor to some designs reduces their price by eliminating redundant circuitry or providing alternative basic design approaches. Among other benefits, instruments are becoming simpler to use, data displays easier to interpret, and confidence levels are rising.

For instance, consider Hewlett-Packard's 3528A dual-channel, low-frequency, fast-Fourier-transform spectrum analyzer. It is about half the price of other dual-channel instruments of its type. In addition, its proprietary 16-bit n-channel MOS processor and FFT make unprecedented use of the cross power spectrum to offer the engineer coherence function analysis, a tool with which he can validate transfer function measurements and trace cause-and-effect relationships between inputs and outputs.

In another example, the HP-5324A microwave counter eliminates two out of the three expensive microwave circuits by using a microprocessor to perform calculations formerly done in an analog fashion. The change-over drops the price to \$4,500 from the \$6,000 that previous models cost.

Phase-locked developments

Two digital circuit designs have emerged from Hewlett-Packard this year that have broad applications. The first, a patented phase-locked triggered-oscillator circuit, responds to an input trigger not by starting but by suspending operation for a brief known time interval. Upon restarting, it does not allow the phase-locked loop

to pull the frequency back into its original phase, as it normally would, but instead locks the new phase to the reference. As a result, it gives the 5359 time synthesizer and 5370A universal time-interval counter respective resolutions of 50 picoseconds in generating time intervals and 20 ps in measuring them.

The second breakthrough is the N-fractional phase-locked loop, in which the voltage-controlled oscillator can operate at not only integral but also fractional multiples of the reference signals, making synthesizers with phase-continuous sweeps possible. Besides offering very good resolution, the circuit lowers costs since there is no need for additional expensive full loops for superior frequency resolution. It is at present incorporated in the 3325A and 3335A frequency synthesizers and the 3585A spectrum analyzer.

Testability

Because the LSI manufacturer produces so many devices, he is forced to run tests that are faster and less complete than users would like. The increased costs of testing, generated by both hardware and software developments, put large test systems like those of Fairchild and Tektronix out of reach for some companies economically. Addressing this market is a new breed of dedicated low-cost (under \$40,000) benchtop units like the Q8000 from Megatest Corp., Sunnyvale, Calif., and the MX-17 from Adar Associates Inc., Burlington, Mass.

The cost reduction comes from abandoning stored test stimuli and expected responses (which require huge amounts of memory) in favor of a reference device that duplicates the device under test and generates test patterns. These also lend themselves to high-volume situations in which only a few chip types are being tested, since they rely on a reference module for each device costing from \$3,000 to \$4,000 each.

However, if testing needs are in the incoming inspection area where lots of different devices are being used and even supposedly identical devices from second sources have different test criteria, a large test system may be the only hope.

The latest introductions by Tektronix, the S-3250 production tester and S-3270 device characterization tester, feature 20-MHz operation, up to 14 clock phases, five driver modes, up to 8 kilobits per pin of local memory, and a testing-oriented software and architecture that provides background data processing while testing occurs in the foreground.

The testing speed race appears to be on again, with memory testers also being forced to keep pace. Macrodata Corp., Woodland Hills, Calif., with its M-1 tester breaks through the 25-MHz barrier (to 12 MHz has been the limit), enabling it to handle the 40-ns cycle time of new 4-K static RAMs as well as 50 ns of the larger 16-K and 64-K static RAMs. Yet with faster (35-ns) memory devices already in sight, the speeds now in effect will be forced to increase.

Certain design characteristics of current LSI devices make them hard to test. Their complexity makes 100%

testing impossible. A lack of test points restricts access to certain chip areas. Their architecture neither is standardized nor lends itself to traditional testing strategies. These problems are compounded when more LSI devices are added to a bus-oriented layout; since many devices share the bus, selective fault isolation becomes hard.

In short, while IC manufacturers have produced chips that made the digital designer's job easier by reducing interfacing problems, they have made the test engineer's job infinitely more difficult. So now, with VLSI approaching rapidly and the use of LSI boards increasing, the emphasis on designed-in testability is growing.

One approach being explored by VLSI manufacturers and users and applicable to both boards and chips

involves partitioning the design into functional modules and connecting those modules by buses or pathways in which the routing is programmable. This partitioning can be done by breaking up feedback loops and pathways with latches in a serial fashion so that it becomes possible to access certain areas while isolating others. Moreover, snapshots of compressed test data can be obtained from parallel-in-serial-out shift registers placed at strategic points along the pathways.

Such modifications allow the selective reduction of chip complexity during testing, increased access with a relatively small increase in device pinouts, minimal consumption of substrate area for diagnostics, and increased versatility in overall design application.

PROFILE

They put an LSI board tester in a suitcase

Squeezing most of the capabilities of large \$100,000-and up digital production test systems into a suitcase-sized portable tester to sell for \$20,000 is no easy task. But Robert G. Fulks, president of Omnicomp Inc. of Phoenix, Ariz., and principal developer of the Portable Service Processor, likes to do what's difficult. "Most people felt a portable circuit-board test system like the PSP couldn't be made," says the former vice president of General Radio Co. (now GenRad Inc.), where he was responsible for engineering, product marketing, and custom products. Rather than wait to be shown, as Missourians have a reputation for doing, the 42-year-old native of Kansas City proudly says, "We showed them it could be done, and we did it."

While earning bachelor's and master's degrees in electrical engineering in 1958 and 1959 from Massachusetts Institute of Technology, Fulks was a co-op student who chose to work at Concord, Mass.-based GenRad because "it was the closest company" in his field. There another MIT co-op student came to work under him—Robert E. Anderson, who received his bachelor's degrees in electrical engineering and industrial management in 1963 and is

now Omnicomp's 37-year-old vice president.

When the New England weather and 15 years at GenRad became too much to endure, Fulks moved to Phoenix, where he founded the Mirco Systems Inc. subsidiary of Mirco Inc. in early 1973. Anderson, then GenRad's European product marketing manager for component and network test systems, joined Fulks in the new venture and the two set out to develop a family of portable, computer-controlled logic-circuit testers. However, when the parent company became more excited about some successful electronic amusement games Fulks also developed, the pair left Mirco to co-found Omnicomp in February 1975.

Perhaps the biggest hurdle in the PSP's development was the need to condense the functional capabilities of production-line board testers into a package no more than a tenth their size. "This forced a different way of looking at the system architecture," says Anderson, a native of Teaneck, N. J., "but we did it with some custom integrated circuits and a lot of shoe-horning." For example, the connection scheme had to be made universal enough so that many board types could be plugged into the PSP without requiring numerous device adapters. Also, he continues, some "seemingly impossible tricks" were employed in layout. One of them was to employ etched circuits instead of cables, so that signals from the 192 input/output pins on three identical driver-sensor boards are in sequence at the top of the tester where the board under test is inserted.


Another area pushed very hard was high-speed processing, Anderson notes. "Traditionally, test system manufacturers put some random-access memory behind each pin. We didn't have the space and money, nor the power, to do that," so they had to come up with another scheme. Fulks (pictured sitting) and Anderson (standing) then developed a Schottky transistor-transistor-logic processor, with a 50-nanosecond cycle time. Its operator can program detailed time slots to make pin changes at specified times for handling the dynamic refresh and clock signals of memories and microprocessors. Equally difficult was the problem of cramming the data base into a reasonable amount of memory. Fortunately for users of the PSP, neither Fulks nor Anderson at first realized how big a problem it would be. Otherwise, says Fulks, "we might not have embarked on the program."

Bruce LeBoss



"Talk about

OPEN FRAMES



Power-One has the best looking power supplies in the world.

(...but who really cares.)

We suspect you share our feelings. We all admire superb craftsmanship and clean, efficient design. However, compared to performance, price, and reliability, "good looks" has to take a back seat.

But isn't it nice to find products like Power-One open-frame power supplies that actually offer *all* these desirable features? The good looks you can see for yourself, so let's talk about what really counts.

Talk about prices...it's still 1973.

It's true. 95% of our standard models are priced the same today as they were five years ago. Take our B case models, for example. In 1973 they sold for \$24.95. Today, they're still \$24.95... *and holding!* Amazingly, Power-One open-frames were price competitive in '73. Think what they are today.

Talk about reliability...we burn them in so they don't burn out.

Every single unit bearing the Power-One label undergoes a full functional test, followed by a 2-hour burn-in, plus a final full functional test. We repeat — *every single unit!* Compare this to other manufacturers who conduct only a single operational test. That's why no other open-frames match ours for long life and overall reliability.


Talk about selection...we have 84 standard models.

Without a doubt, Power-One has the broadest selection of "off-the-shelf" open-frames in the industry — 84 different models. Single outputs, duals and triples... plus new Floppy-Disk and Microprocessor series. And these are all off-the-shelf *standards*, ready for delivery when you need them. Last year alone, we delivered over 100,000 of these standards — on time! That makes Power-One the largest producer of open-frames in the world.

Talk about catalogs...we've got a beauty.

It's all new, and all inclusive. Complete specs, dimensional drawings, and prices on every standard model. So don't delay. Get your free copy now.

Also, for off-the-shelf delivery in your area, call us for the location of your nearest Power-One distributor.



"Think about


1 POWER-ONE INC.

D.C. POWER SUPPLIES

Power-One Drive • Camarillo, CA 93010 • (805) 484-2806 • TWX: 910-336-1297

Circle 173 on reader service card

What is a Stackpole?



A Stackpole is a very large corporation, one of the largest privately held manufacturing companies in the United States. Stackpole is also the name for hundreds of products, made in two million square feet in eighteen plants and sold all over the world.

A Stackpole is an organization of dedicated people with manufacturing, engineering, marketing and management know-how. And a special willingness to help solve your material and component problems.

A Stackpole is a switch.

We're a giant switch-maker. We produce more slide switches than anyone else in the world. All sizes. All shapes. And all kinds of other switches—rotary, rocker and keyswitches. We're a big part of the giant consumer electronics industry.

A Stackpole is a resistor.

We're one of the largest resistor companies, with capacity in the billions. We provide the world with carbon-comp, carbon-film, variable, industrial and special-purpose resistors, as well as resistor networks.


A Stackpole is a ferrite.

Hard and soft. Stackpole is one of the world's largest producers of ceramic magnetizable powders. Our permanent magnet materials are used in a variety of applications. From refrigerator door gaskets to motor segments.

Stackpole is also a major supplier of soft ferrite cores used in the electronics industry. From TV sets to power supplies.

A Stackpole is an automotive brush.

We're the leading supplier of automotive brushes in the U.S. Other brushes, too. And our Carbon Division makes a lot more than brushes. Carbon and graphite anodes. Plates. Rods. Billets. They're all Stackpole.



Panex® is the high-modulus, high-strength material of the future, already being used in tennis rackets, golf club shafts and brakes for military aircraft. Panex will soon be making automotive drive shafts, springs and body panels a lot lighter.

A Stackpole is a labeling machine.
Our line of Phin labeling equipment is one of the most respected groups of machines in the packaging world.

What is a Stackpole?
A Stackpole is a major force in the automotive, electronics and appliance industries. From ideas, to products, to service. If you don't know us very well, you should.

To learn more, send in the coupon or call Dauver Stackpole, Corporate Marketing Manager, at (814) 781-1234. He's the expert on what is a Stackpole.

Mr. Dauver Stackpole
Corporate Marketing Manager
Stackpole Carbon Company
St. Marys, Pa. 15857

I'd like to know more about Stackpole.
 Send me your new brochure
 Send specific information on:

name _____
 title _____
 company _____
 address _____
 city _____ state _____ zip _____



This is a Stackpole.

Circle Reader's Service Card No. 90.



MICRO

Introducing SPARK-16: The MICROFLAME family has given birth to a microcomputer.

Fairchild recently introduced 9440 MICROFLAME™ CPU — the world's first 16-bit bipolar micro-processor that executes an instruction set with mini-computer performance.

Now we're introducing the SPARK-16™ microcomputer designed to demonstrate the capabilities of the 9440 MICROFLAME CPU or to be used as a stand-alone microcomputer for applications requiring 4 K words of RAM (expandable to 8 K words soon, and more later) and 2 K words of ROM.

Major applications for the 9440 MICROFLAME CPU and

program), FIRE-EDIT, FIRE-DIAGNOSTICS, FIRE-SYMBUG, BABY BASIC, FIRE-BASIC, FIRE-MACRO (a stand-alone macro-



SPARK-16

assembler) and FIRE-RLOAD (stand-alone linking loader). These are fully supported and documented.

The 100-piece price is as low as \$100.00 per unit.

A spark of genius.

The SPARK-16 pc board is loaded with features including the 16-bit 9440 MICROFLAME CPU, 4 K words of RAM, (expandable soon), 2 K words of Autoload PROM, memory control with DMA capability, interface logic for a Teletype or RS232C, 100-pin connector with 9440 Bus, connector for TTY/RS232C, control switches (Autoload, Continue, Halt and Reset) and display. BABY BASIC and FIREBUG are available in PROMs. The SPARK-16 board requires only a single 5 V, 4.0A power supply and a TTY or CRT terminal. The single board price is \$995.00.

Only the beginning.

More sophisticated FIRE software, board level hardware and LSI support circuits are on the way. Before year-end the software will include an interactive disk operating system (for hard and floppy disks) and shortly thereafter a FORTRAN 77 and PASCAL. New LSI circuits will include a 16K TTL dynamic RAM; a memory control with control, refresh and DMA capabilities; and an I/O bus controller.

For 9440 parts and SPARK-16 boards, contact your Fairchild representative or sales office. For a MICROFLAME brochure and data sheets, call or write Fairchild Camera and Instrument Corporation, MICROFLAME, P.O. Box 880A, Mountain View, California 94042. Tel: (415) 962-4626. TWX: 910-379-6435.

FLAME™

MICROPROCESSOR

SPARK-16 board include OEM data processing in a variety of computing control and instrumentation environments; telecommunications PBX switching installations; distributed intelligence, distributed multiprocessing and front-end (terminal) processing.

Where there's flame there's fire.

Fairchild is also introducing its FIRE™ (Fairchild Integrated Realtime Executive) software package. Available now for use with the 9440 MICROFLAME CPU or the SPARK-16 microcomputer are FIRE-LOAD (bootstrap and binary loader), FIREBUG (interactive entry and debugging

Execution is on the well-known Data General NOVA™1200 instruction set.


NOVA is a trademark of Data General Corporation.

Hot new technology.

The new microprocessor is based on an advanced form of I²L technology known as I³L™ process (Fairchild's Isoplanar Integrated Injection Logic). It provides the combined advantages of bipolar high speed and MOS packing density and power dissipation. In addition to the I³L circuitry on the 9440 chip, there is conventional TTL circuitry which allows TTL interface with other logic, PROMs and RAMs. We have 8, 10 and 12 MHz parts available in quantity.

FAIRCHILD

**Call us on it.
(415) 962-4626**



COMMUNICATIONS

□ "Give us more," cry the communications users of the world—and more they are getting. More bandwidth from fiber-optic transmission lines, more flexibility from all-digital switching systems, more economy from the application of LSI techniques to the manufacture of codecs, more channels from the implementation of clever modulation schemes, more compression and spectrum-sharing techniques in satellites, and more communications options from the newly proposed telephone-dial-up Advanced Communications System.

The information revolution in communications, fathered by the ready availability of inexpensive large-scale integrated circuits, has developed new technologies that only a few years ago were gleams in the theoretician's eye:

■ The low-loss glass fiber pioneered by Corning in 1970 with a breakthrough specification of 16 decibels per kilometer has been superseded yearly. In 1978, Nippon Telegraph and Telephone Public Corp. achieved 0.66 dB/km in an operating system.

■ Codecs—single-chip LSI coder-decoders for converting signals from analog to digital and vice versa for a pulse-code-modulation scheme—did not exist at all in 1975. Today they are being shipped to telephone companies "by the thousands."

■ Integrated optics, the analog of semiconductor integrated circuits in the optical frequency range, is promising devices that can perform many of the basic functions of a receiver in one compact, reproducible module.

■ New time-domain multiple-access satellite techniques are nearing commercial use: spacecraft-switched TDMA will appear in Advanced Westar, and beam-switched TDMA will be on the next generation of Bell System communication birds. A short while ago these schemes were just design equations.

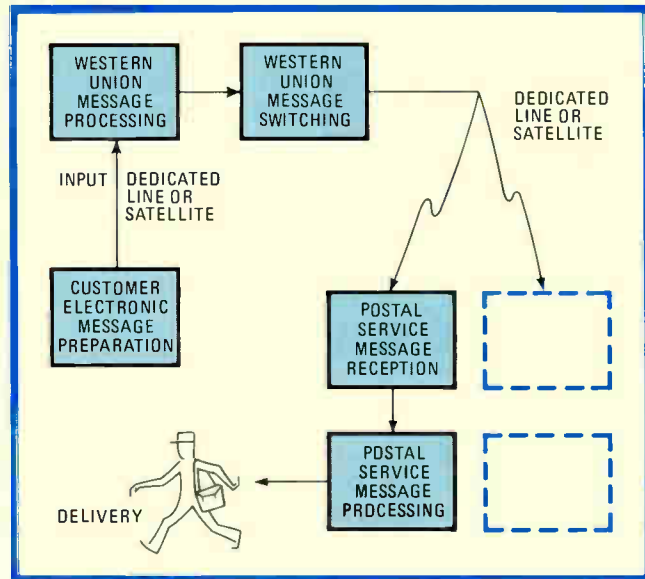
All these developments and more are coming about because of the number of messages people send one another, mainly over the telephone.

Call me some time

With telephone networks going digital, 1978 saw the emergence of another result of LSI techniques—the coder-decoder or codec. Basically an a-d or d-a converter, it is expected to be a multimillion part seller for the semiconductor companies in the 1980s and National claims to have shipped "thousands" already.

The first pieces, complying with either the North American μ law or European A law, have been made or designed by just about every Silicon Valley house and a host of others besides—both domestic and foreign. What the final form of the codec will be is not clear yet, since it will take a couple of years for the expected shakeout to occur. Before this, the preferred chip-process technology for fabrication and system functions must be fully defined. Meanwhile, the competition is fierce with efforts to reduce dissipated power and price and to skip

Multifunction integrated optic device developed by Bell Laboratories (above left) can act as an optical triode.



Electronic bills. Western Union's Electronic Computer Originated Mail, a mailgram-for-industry scheme, will transmit bills and other mass mailings electronically to central post offices where they will be reduced to a letter format and delivered within two days.

evolutionary generations by including either aliasing filters or the necessary duplexing hybrids on a single chip. The ultimate goal—a codec in every phone putting a pulse-code-modulated digital signal right on the line—is some years off; the first codecs are going into switch-gear and loops of various kinds.

While the codec has been getting most of the play, the design of the telephone is being upgraded in other ways. Most notably, Bell Canada is testing its electronic E phone in a subscriber environment. Using LSI enables 12 parts to replace the 120 found in Bell Canada's standard push-button phone. Silicon chips allow push-button dialing compatible with any kind of North American switching equipment and enhance the voice quality over conventional phones to boot. Memory chips will allow automatic dialing of pre-stored numbers. Bell Canada claims that it will phase out electromechanical push-button phones if the trial is successful.

Advances are also coming in large digital switches—those clumsy but necessary devices that are the heart of a dial-up system. The cost-effectiveness of an all-digital network is only realized when the whole system is digital and American Telephone & Telegraph Co. is well on its way to realizing this goal. For example, 1978 saw the installation and turn-on of a version of the AT&T Electronic Switching System No. 4 that has standard international signaling capabilities. This digital system links the U. S. through New York with the rest of the world; two more such systems will be in service by 1979. Also that year, the Northern Telecom DMS-300 digital switch will go into operation, linking Canada with the worldwide network.

All this digital technology has affected military communications systems. Mitre Corp. of Boston is

currently working on converting the North Atlantic Treaty Organization's communications system in Western Europe into an all-digital system. Security is the watchword here—the brass is more than happy that digital transmissions are readily coded. Mitre is also looking into digital transmissions on fiber-optic cable to replace the 26-pair cable used for military data links. Fiber-optic communication systems are almost impossible to tap—an added advantage for secure transmissions. Interference and crosstalk problems are also nonexistent.

Military communications

Other military efforts include expansion and upgrading of the NATO satellite communications ground stations to provide full digital communications capability with NATO satellites. Ford Aerospace and Communications Corp., Dearborn, Mich., will supervise a four-year, \$80 million program for the changeover, with Marconi Space and Defense Systems Ltd. of the UK, Messerschmitt-Boelkow-Blohm GmbH of West Germany, and Page Europa of Italy also involved.

The impact of digital technology will also be felt on the satellite scene as the National Aeronautics and Space Administration pushes to reenter the communications arena. NASA expects the all-digital "smart" satellite—which does on-board switching and processing—to reduce the cost and complexity of ground stations. Up to now, these have been the most expensive element in satellite communication systems. The first study and feasibility contracts have been let already, and more are expected soon.

Application of digital technology is expected to blur the distinction between home, office, and recreation sites when home television sets carry both standard entertainment and special video transmissions. Stock reports, foreign-language lessons and broadcasts, and adult education are some of the potential programs. One such system, wherein the set is coupled to the information source through a phone, will be set up on a trial basis by Bell Canada later this year. Although it denies that a test is forthcoming, persistent reports have it that AT&T is studying a similar system.

How to get it faster

Electronic mail—up to now a much-talk, little-action voice-data-image communications concept—got a couple of boosts in 1978 that will impact the U. S. postal service and other interested parties heavily in the next few years. Chief among these was Western Union's ECOM, for Electronic Computer Originated Mail (see diagram, p. 179). Geared to the originators of high-volume computer-generated mail, the soon-to-start system will use WU facilities to transmit bills and other mass mailings electronically to central post offices for reduction to a letter and delivery within two days.

Further down the line is Rockwell International Corp.'s proposal for an electronic mail system using geosynchronous satellite antennas. Geared to 50-state distribution, the system would consist of 91 30-foot-

diameter antennas in a flat array connected by a grid framework. An alternative approach with the same objective is under study by the engineers at the NASA Langley Research Center in Hampton, Va. It uses a 100-to-200-meter-diameter dish with multiple feeds.

In the meantime, some certified common carriers like packet-switching Tymnet Inc. are being used as an electronic mail system by some customers. Packet switching can combine data with electronic mail and reduce the cost of both. In this regard, the major development of 1978 for the data communications industry was Ma Bell's announcement of its Advanced Communications System—a development that puts AT&T squarely in competition with private message networks and with IBM, the major force in Satellite Business Systems Inc.

AT&T's bid for a switched digital service for voice, data, and image communications was long awaited. When it arrived, the industry was jarred by its extensive claims—just about all information-generating equipment in a typical office would be accommodated and the existing telephone network could be used, although the protocols are as yet unclear. This contrasts with the not-yet-built earth stations that would have to be installed on user premises to tie in to the SBS system. The Bell dial-up system will heavily impact both the data communications and computing industry in the next four years, as manufacturers struggle to insure their equipment's compatibility. It has also resurrected the old and probably unresolvable argument over the dividing line between intelligent communications and computing—an issue for the regulatory agencies, the courts, and perhaps even the Congress.

AT&T's proposals are before the Federal Communications Commission and, if that body acts quickly, a fully tariffed service could be available next year. Speedy process could be held up, however, by the proposed revision of the Communications Act of 1934. This almost all-inclusive proposal will undergo heavy negotiation and revision in the next year or two. The bill's particulars will affect the very existence of the FCC in its present form, perhaps change the vertical integration concept of the Bell System in so far as Western Electric is concerned, and may even cut down on the myriad of regulatory matters and lawsuits that constantly engage the energies of the burgeoning communications industry.

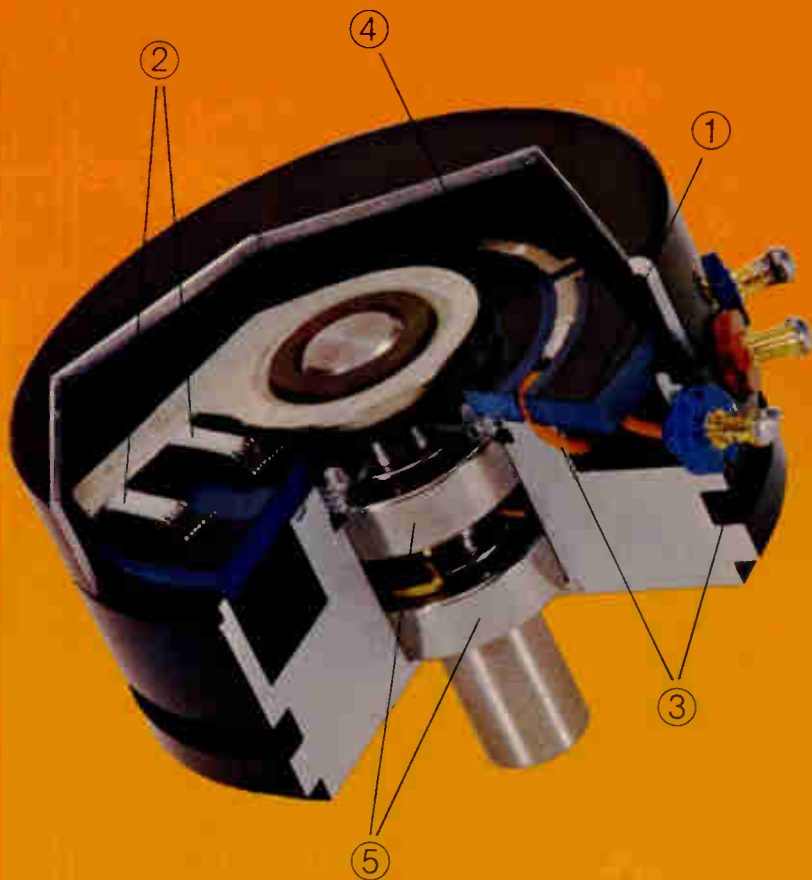
Of course, the most important regulatory action will be the 1978 World Administrative Radio Conference. This once-every-20-years meeting, to convene in Geneva sponsored by the International Telecommunications Union, will answer the basic questions: who gets what portion of the available spectrum and for what purposes for the next 20 years?

A flock of birds

The new satellite systems of the next few years (see table) will start to exploit the space shuttle's heavy-launch capability and will have more telecommunications capacity, higher-speed digital transmission, and longer life than were previously available. Typical of this

The new Quality Standard

With the Dinopot-HQ 5-System Novotechnik sets new standards for precision conductive-plastic potentiometers



5 High-Quality characteristics:

1. Linearization of the assembled unit using its own wiper
2. Elastomer-damped wiper
3. Stress-relieved connections to the resistance track
4. Conductive-plastic collector track
5. Exactly aligned precision bearings

In addition to high reliability this technology offers you some performance data unattained thus far:

Operating life of better than 100×10^6 revolutions at up to 1500 rpm - Maximum operating speed of 10,000 rpm - Linearities of up to $\pm 0.025\%$. All this at a surprisingly low price.

The conductive-plastic potentiometers Dinopot-HQ5 come in three sizes with resistance ratings of 1 k Ω , 2 k Ω and 5 k Ω .

For more information please contact

NOVOTECHNIK KG
Offterdinger GmbH & Co.
Horbstrasse 12
D-7302 Ostfildern 1
West Germany

Telephone: 0711/412921
Telex: 07-23681

USA + Canada

WATERS MANUFACTURING, INC.
Longfellow Center
Wayland, Massachusetts 01778
USA

Telephone: (617) 358-2777
Circle 181 on reader service card



Servo size 11
1 1/16" (27 mm) dia.
Series P 2500




Servo size 13
1 7/16" (36,5 mm) dia.
Series P 4500



Servo size 20
2" (50,8 mm) dia.
Series P 6500

novotechnik 

Now you can RAS, CAS, R/W, MUX & Refr all dynamic RAMs with 2 linear chips max, to make a long story short.



The MC3480 controller/MC3242A refresh-multiplexer combination provides the most versatile, low-cost answer to RAM control available.

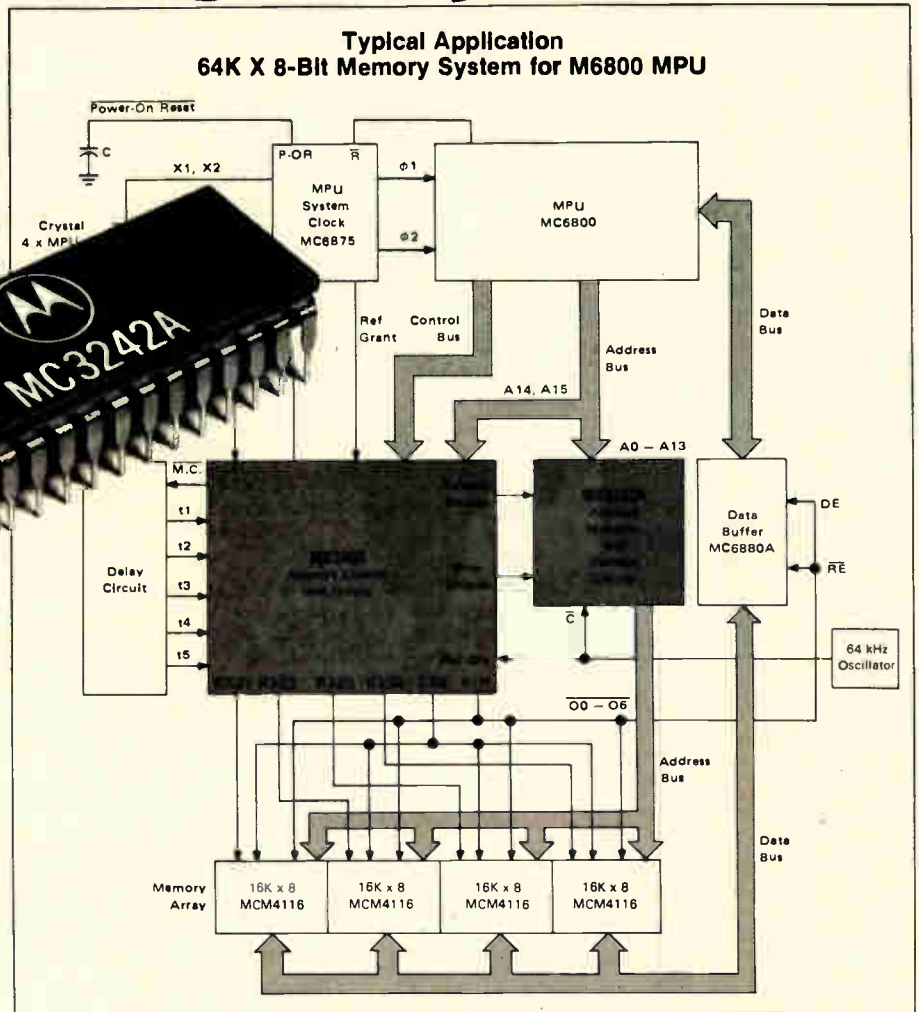
It does everything scores of TTL parts do*—row-address-select, column-address-select, read/write, multiplex, refresh. You can use it with the M6800 or any MPU. Cut access and cycle times. Possibly save as much as 60% in controller system space.

The MC3480 is actually a five-output pulse generator whose edges are controlled by time inputs and whose RAS outputs are steerable by the decoded higher order address bits.

It uses the five general timing inputs in place of a master clock with on-chip timing generation. This gives you optimum flexibility in interfacing with the various MPU families and dynamic memories available. Ours or anybody else's.

In simpler, slow-speed systems, timing signals required can be directly obtained from those available from the MPU system. In systems requiring high-speed memory/MPU cycle times, timing inputs t1-t5 can be obtained using delay lines or a wide range of techniques spelled out on the data sheet.

The MC3242A (3232A) address multiplexer and refresh counter and MC3480 can be used with either



cycle steal or transparent refresh methods.

This state-of-the-linear-art, two-part system provides chip enable for expansion to larger word capacity, has high-input impedance for minimum MPU bus loading, employs Schottky TTL technology for high performance and is useful with 4K and 16K and future expanded dynamic RAM systems.

It's the best thing to come along since the 10-second political speech.

100-Up for the MC3480 in ceramic is \$6.85; in plastic, \$6. The MC3242A is \$5.40, ceramic; \$4.70, plastic.

For information on these linear interface parts contact Motorola Semiconductor Products Inc., P.O. Box 20912, Phoenix, AZ 85036. Or see your authorized distributor or factory representative.

*The minimum number of digital parts eliminated in all memory systems with the MC3480/MC3242A is: one address decoder, two clock drivers, four D-type latches, three 2-input NANDs and two hex 3-state buffer inverters. Additional parts will be eliminated with an increase in memory system complexity.



MOTOROLA
Semiconductor Group

group, Advanced Westar, scheduled to weigh in at 4,200 pounds, will be shuttle-launched in 1980. The communications payload, powered by a 1,800-watt solar power pack, includes transponders in three frequency bands: 2 gigahertz for up and down link, 4 and 6 GHz for up and down link, and 12 and 14 GHz to provide both NASA and Western Union with service. In one mode, the bird will provide 12 36-megahertz channels at 4 and 6 GHz, and four 250-megabit-per-second time-division multiple-access channels in the 12- and 14-GHz band. Plans call for the deployment of a large number of relatively small earth terminals, so that an individual private-line subscriber can have his own dedicated link for both high-speed voice and data traffic.

Also in 1980, SBS is planning to launch its new series of domestic private-line satellites in the 12- and 14-GHz band. SBS is aiming for the "Fortune 500" U. S. companies and foresees a market equivalent to 200,000 two-way voice circuits by 1985.

Still further away, AT&T Long Lines is planning its 1983 Comstar replacement. Besides the standard 4- and 6-GHz and 12- and 14-GHz capacities, it may opt for 20- and 30-GHz transponders for high-capacity trunks.

All that bandwidth plus . . .

At about a 1-micrometer operating wavelength, integrated optic circuits can be laid down in thin films much as integrated electronic circuits are. Miniature lasers,

switches, lenses, prisms, and modulators, and almost complete receivers and transmitters can be formed in this manner. Since the frequency of light is some 10,000 times higher than the highest frequency that can be achieved by an electronic device, the amount of information that can be carried on a light signal is correspondingly greater.

. . . very high speed

Moreover, in principle, optical circuits are considerably faster than electronic circuits. This is especially true when they are combined with the advantages of broad-band single-mode fiber-optic transmission lines.

The key question is whether or not it will be possible to design all the necessary elements in the integrated form with adequate performance. Then, too, they must be produced in large quantities at low cost. In 1978, work went on at several labs to show that these things can be done. Japan's Nippon Electric Co., for example, has designed a new generation of optical couplers, filters, and similar devices that use glass rods rather than conventional lenses as the basic component. Incident light is focused and sent in various directions depending on the rod's index of refraction, which varies along its radius.

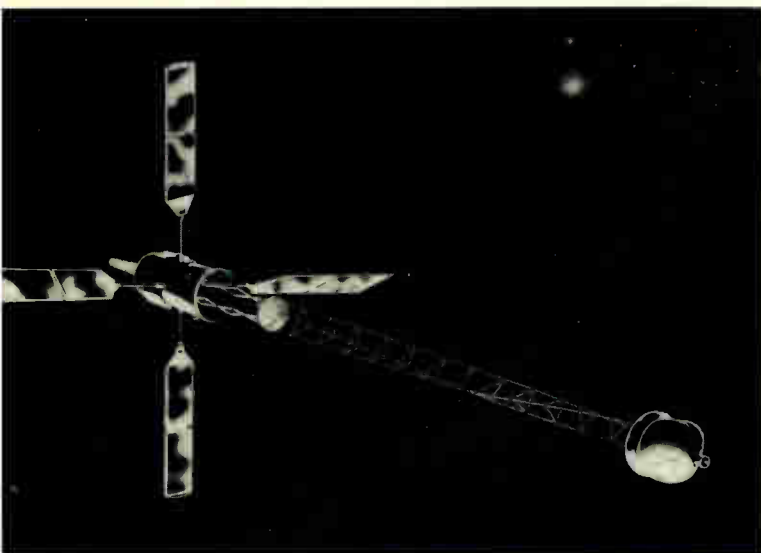
The compact structures Nippon Electric Co. designed are all based on inexpensive 2-to-3-millimeter-diameter rods that are combined with reflection or interference

REPRESENTATIVE FUTURE WORLD COMMUNICATIONS SATELLITES

Satellite system	Type								Status			Start date
	Regional	Domestic	Fixed	Mobile	Broadcast	Experimental	Military	Proposed	Under construction	In planning	R & D underway	
Arab System	●		●								●	1980
Australia		●	●					●			●	1980s
Brazil		●	●		●		●	●		●		1978
ESA/Comsat General (Aerosat)	●			●					●			1979
European Broadcasting Union	●				●						●	1980+
Federal Republic of Germany		●			●						●	1985
IMCO (Inmarsat)	●			●							●	1980+
India		●	●		●						●	1980+
Iran		●	●		●		●	●			●	1983
Satellite Business Systems		●	●							●		1980
United Kingdom	●		●							●		1980s
Andean Nations*	●		●					●			●	1980s
Argentina*		●	●					●			●	1980s
Denmark*		●	●					●			●	1980s

* Proposed regional satellite systems using private transponders

SOURCE: SATELLITE COMMUNICATIONS



The latest Navsat. Successor to the proven Transit communications satellite, Nova will require fewer position-updating transmissions from ground control stations. The plan is for it to orbit the earth's poles in the company of two brother satellites.

layers so as to configure various specific components.

Researchers at Bell Telephone Laboratories have also been busy in 1978, turning out an array of optical receiver components that will be further developed in the next couple of years. A heterojunction electroabsorption modulator suited for neodymium-yttrium-aluminum-garnet-fiber lasers at $1.06 \mu\text{m}$ is one example. Another is an integrated device that simultaneously filters, couples, and modulates. As a bonus, this last device can also function as a multiplexer and demultiplexer. It is fabricated with coupled titanium-diffused strip waveguides on a lithium-niobate substrate and both the center operating wavelength and the crossover efficiency can be electrically adjusted by dc voltage.

But most exciting is an optical device that performs so many tasks that it is almost a universal optical element. It can be used as a logic element in optical memories, as a pulse shaper or limiter, as an optical switch, a differential amplifier and, perhaps most significant of all, as an "optical triode." What's more, all the switching functions only require about 1 picojoule of light energy.

Bell's new device is designed as an integrated optic version of a bulk-optic nonlinear Fabry-Perot resonator. The nonlinearity is produced by driving an electro-optic element in the resonator with the output of a photodetector that has sampled the transmitted light. As the incoming light is reflected back and forth between the mirrors that form the Fabry-Perot resonator, the beam splitter sends part of the transmitted light back to the detector. The detector output creates an electric field between the electrodes on the electro-optic crystal. This field modulates the crystal refractive index and produces the desired nonlinearity.

The transfer function of the device that determines the operating mode is established by the kind of input signal,

shape of the nonlinearity, number of inputs, resonator tuning, amount of feedback and gain. In the optical triode mode, a small additional light signal at the detector produces a large change in transmitted light power. Thus a weak light signal falling on the detector can control the transmission of a powerful light beam incident on the device—triode action. In one experiment, a gain of 7 was measured. Practical application is not around the corner, though, since further experimentation is necessary and other elements necessary for an integrated optic system are not yet fully developed.

Fiber's time has come.

Fiber-optic technology was adapted to many practical applications in 1978 and no area of electronics technology will escape the impact of this data transmission method in the near future. Not since the solid-state revolution has so much technology innovation been applied to communications. Moreover, since the flow of data in today's information-hungry society can be increased without a substantial increase in costs by adapting the new procedures, it appears that those systems that could take advantage of the new technology and fail to do so will become obsolete.

From a production base close to zero in 1970, fiber optics is now seen in or proposed for industrial control devices, avionics, computers, cable television, ships, process control, data transmission, secure communications systems, undersea cables, and telephone conduits in large cities or cable strung out on telephone poles.


In the military realm, a fiber-optic laser gyro is being developed by the Army's Ballistic Missile Defense Advanced Research Center in Huntsville, Ala., for flight control on an advanced interceptor missile. The device will use human-hair-size fiber for data transmission, weigh only ounces, and be the size of a spool of thread. It should replace a softball-size, 15-pound laser gyro. Other military activities include practical system implementation work at the Naval Ocean Systems Center in San Diego, Calif., and the Air Force allocation of funds for a center for aerospace applications at the Wright-Patterson Air Force Base in Dayton, Ohio.

Probably the most extensive use of fiber optics in day-to-day systems has been in data links. More than a dozen companies are in the business in 1978 with more expected to enter it next year. Both digital and analog links for processor-computer interconnections are available in a ready-to-connect format. These units offer the classic advantages of fiber over wire and have met wide acceptance because of their cost-effectiveness.


Work is moving right along also in reducing that most fundamental of fiber-optic cable specifications—the transmission loss. For example, successful transmission of a pulse-code-modulation system signal down an optical fiber for a distance of 53.3 km without repeaters in the line has been announced by the Nippon Telegraph and Telephone Co. It goes so far as to forecast repeater spacings of 70 km at wavelengths between 1.4 to 1.7 micrometers soon. The graded-index optical fiber that




LOCKING HEADERS
.156 centers
.045 sq. or round pins




RIGHT ANGLE HEADER
.156 centers-.045 sq. pins




CLAM CONNECTOR
.100 centers



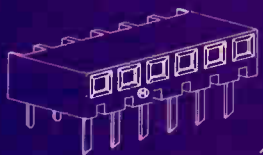
STRAIGHT HEADER
.100 centers-.025 sq. pins.



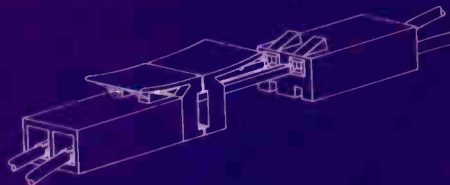
VERTICAL MOUNT EDGE CONNECTOR
.156 centers dip solder




INVERSE MOUNT CONNECTOR
.156 centers dip solder



PLATFORM CONNECTOR
.156 centers dip solder



DOUBLE HEADER
.156 centers .045 sq. pins



PARALLEL MOUNT CONNECTOR
.156 centers dip solder
(self-retaining)

All-around favorites...

Industry intermateable and intermountable.

New miniature Term-Acon® connectors are the choice of packaging engineers the world over for PC board or flying lead connections. They're designed for use in telecommunication systems, data processing equipment, industrial control circuitry, consumer electronic devices... anywhere you need moderately priced, reliable interconnections.

The Term-Acon® line offers connections on .100", .156" or .200" centers in a wide variety of configurations. Write today, or circle the reader service number to receive our new catalog... it's a real eye-opener in connector versatility... it's also available from Methode Distributors.



Methode Electronics, Inc. *Interconnection Integrity for over 30 years.*

Interconnect Products Division

1700 Hicks Road Rolling Meadows, IL 60008 (312) 392-3500 TWX: 910-687-0760

Circle 185 on reader service card



Watch this space
**to see the fibre optic
revolution unfold**



Our 10 years experience with fibre optic CRTs has convinced us of one thing. The future impact of this exciting new technology, on recording techniques, remains incalculable.

What *is* certain is that it is making rapid inroads into areas that would not have seemed remotely possible a short time ago.

First, M-OV fibre optic CRTs allied to oscillographic applications have revolutionised photographic recording by obviating the need for an external camera and improving quality dramatically.

Then they were developed for use in an important military counter measure role.

In the electro-medical world, M-OV fibre optic CRTs enable highly accurate

instant photo-recordings to be made of minute muscular responses. And they improve performance at high frequencies into the bargain.

Yet another area that is enjoying a new lease of life is typesetting. This traditional craft has now joined the technological front-runners.

Because of fibre optics CRTs. And M-OV.

At M-OV we are building up our range very rapidly and new developments are taking place all the time. It is quite likely that we can help you with your problems.

Please let us know what they are. Maybe the fibre optic revolution will be taking place in your field any time now.



M-OV

A MEMBER OF THE GEC GROUP

S&C

THE M-O VALVE CO LTD, HAMMERSMITH, LONDON, ENGLAND W6 7PE. TEL 01-603 3431. TELEX 23435. GRAMS THERMIONIC LONDON

188 Circle 188 on reader service card


Electronics / October 26, 1978

ASTRO-MED



UNDER \$2500

UNDER \$1400



UNDER \$4500

Battery Powered Recorders

... with the super accuracy of the Pathfinder™ position feedback galvanometer ... clean, skip-free tracings on low cost thermal paper ... portability ... rechargeable battery in Dash I and Dash II. The Super 8 is optionally available for 12VDC operation (battery not included) or for 110/220 line power.

For complete details ask for catalog.



ASTRO-MED DIVISION

ATLAN-TOL INDUSTRIES, INC.

Atlan-tol Industrial Park/West Warwick, R.I. 02893/(401-828-4000)

Circle 189 on reader service card

A LOT OF OEM'S ARE BEING



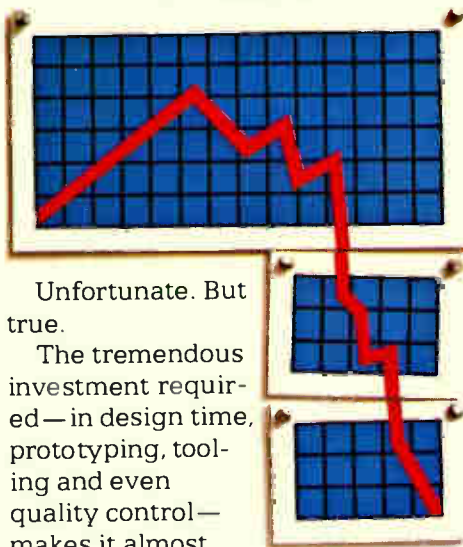
HELD-UP BY THEIR COMPUTERS.

These days, mean-time-to-market is everything.

So whether you decide to build your own computer—or buy one—an awful lot hinges on how fast that computer finds its way onto your production line.

It's got to arrive intact, on-budget and on-time. Every time. Or else. Because to stay really competitive, you can't afford a single hold-up. No matter what the cause.

A lot of OEMs who try to make it all themselves don't make it.



Unfortunate. But true.

The tremendous investment required—in design time, prototyping, tooling and even quality control—makes it almost impossible to build your own computer on a successful schedule.

But then, why should you?

In almost every case, there's no faster way to get the computer power you need than to buy it.

And that's where ComputerAutomation® comes in.

When you buy from us, you know precisely what you're getting. And, just as important, when.

What's more, you're buying from the OEM computer company. A computer company with over a decade of experience in delivering rugged, reliable OEM solutions to some of the most successful OEMs in the business.

A good mini doesn't have to cost a small fortune.



Hard to believe?

It's true. An unquestionably good mini doesn't have to be unquestionably expensive. Not when you buy from ComputerAutomation.

In fact, while we've consistently raised the overall performance levels of our NAKED MINI® computers, we've never raised our prices.

Not once in ten years.

And that means squabbling over price increases is a hold-up ComputerAutomation customers have never experienced. Ever.

It also means that \$645 still buys you a lot of computer power—our NAKED MINI 4/10, for example. Not to mention an appreciably faster mean-time-to-market.

Good software doesn't have to tie-up an entire staff.

Nothing can tie-up vast amounts of manpower and money faster than developing and implementing new software.

That's why, at ComputerAutomation, we've taken the bull by the horns and created OS4—a brand-new operating system that lets you take full advantage of our NM-4 family's powerful architecture.

In a development environment, OS4 gives you all the tools you need to create your own applications programs and the multi-terminal editor allows your development time to be reduced.

For a production-oriented environment, there's also a special OS4 subsystem, RTX/IOS, that gives you the capability to create real-time applications programs—but without the added overhead

and expense of a complete operating system.

Whichever system you choose, though, you'll be miles ahead of the game. Because "off-the-shelf" beats "over-the-budget" every time.

Consider the NAKED MINI 4 Family. A lot of minis without a lot of hold-ups.

Our NAKED MINI 4 Family was designed with one basic purpose in mind. To help you get to market faster—with the best possible product.

But you get plenty of built-in flexibility, too. Thanks to three compatible models—the 4/10, 4/30 and 4/90. From 4K to 64K words of memory. Powerful software. And more.

We also deliver a host of time-saving solutions when it comes to chassis, power supplies, interfaces and even peripherals.

It all adds up to a lot fewer hold-ups. In terms of reliability, price, delivery and selection.

But then, at ComputerAutomation, we never forget that people—and markets—are waiting.



 **ComputerAutomation**
Naked Mini Division

18651 Von Karman, Irvine, California 92713
Telephone: (714) 833-8830. TWX: 910-595-1767

Circle 175 on reader service card

FORGET HYBRIDS. 12 BIT

12 BITS, 12 BUCKS. OUR NEW AD7541 CMOS M-DAC GIVES YOU EVERYTHING A HYBRID CAN'T.

Our new AD7541 is the world's only true 12-bit-accurate monolithic multiplying DAC. Its low, low price, only \$12 in 1000s, is big news. But more important is the performance of the AD7541. It offers full 4-quadrant multiplication and guaranteed 12-bit linearity (0.012% over temperature).

The AD7541's inputs are TTL and CMOS logic compatible. For the AD7541's current output, settling time is 500 nanoseconds, typically, 1 microsecond maximum. High density CMOS and laser wafer trimming of its onchip thin film resistors are the keys to the AD7541's high performance, low power, low price and small size. In addition, single-chip construction inherently offers vastly improved reliability over multi-chip hybrid designs.


Below: unretouched photo of AD7541 and typical DAC80 with lids removed.

AD7541

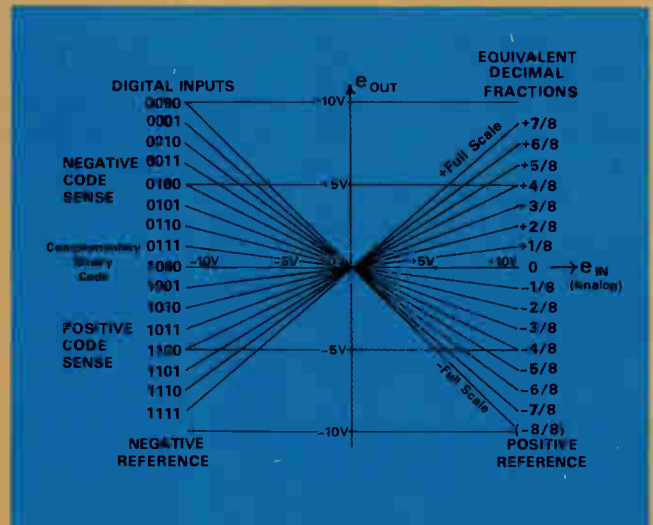


THIS.

DAC80

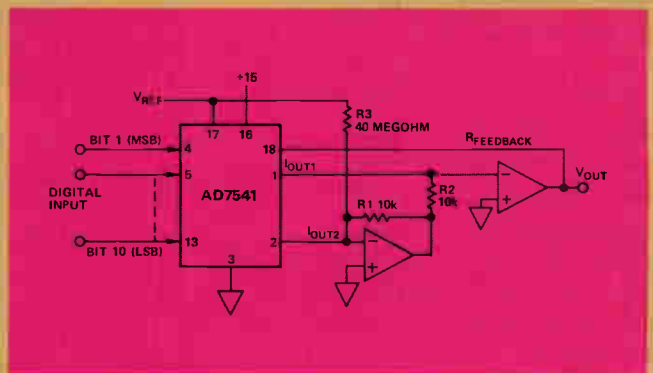


NOT THIS.




TRUE 4-QUADRANT MULTIPLICATION. UNLIMITED APPLICATIONS.

The 4-quadrant multiplication feature of the AD7541 M-DAC permits it to function with both positive and negative variable references, either AC or DC, without any circuit changes. This opens up a wide range of applications for the AD7541 in digitally controlled gain or attenuator circuits, synchro-to-digital converters and ratio-metric low-power converters, as well as digitally controlled power supplies.



DACS GO MONOLITHIC.



SPEED, ACCURACY AND LOW PRICE.

The new AD7541 CMOS M-DAC is the world's first 12-bit monolithic M-DAC. It's the smallest and least expensive available and provides 12-bit resolution with true 12-bit linearity. And even if you don't take advantage of the multiplying capability, at \$12/1000s it still makes a dandy d/a converter. And it's completely monolithic. For hi-rel applications, the AD7541 is available from stock fully screened to MIL-STD-883A, Class B. For complete specs and information, call Doug Grant at (617) 935-5565. Analog Devices, Inc., P.O. Box 280, Norwood, MA 02062.


\$12

 **ANALOG
DEVICES**

WAY OUT IN FRONT.

Analog Devices, Inc., Box 280, Norwood, MA 02062; East Coast: (617) 329-4700; Midwest: (312) 894-3300; West Coast: (213) 595-1783; Texas: (214) 231-5094; Belgium: 031 37 48 03; Denmark: (02) 845800; England: 01/94 10 46 6; France: 686-7760; Germany: 089 53 03 19; Japan: 03-26 36 82 6; Netherlands: 076/879 251; Switzerland: 022 319704, and representatives around the world

Circle 193 on reader service card



PACKAGING AND PRODUCTION

□ *The many interconnections required by today's large-scale and very large-scale integrated circuits are radically changing the packaging in large and medium-sized digital systems: the cumbersome dual in-line package is gradually being squeezed off new board designs by the square-ceramic or plastic chip-carrier. About a third the area of a DIP, this package also allows LSI chips to attain their rated speed. For mounting this and other devices, a comparatively new substrate material is emerging—porcelainized steel, also known as ceramic on steel—which may be the key to large, low-cost substrates with excellent power-handling capability. Finally, there is the problem of testing the devices on these densely packed boards, and a solution that is beginning to spread is digital in-circuit testing.*

So much happened in chip-carriers in 1978 that it could easily be called the year of the chip-carrier. Control Data Corp. and Intel-3M came out with two new and potentially important ceramic versions. AMP Inc. began delivering plastic sockets for mounting ceramic leadless types, and DuPont's Berg Electronics division started supplying samples of edge clips for the same purpose. Several chip makers are by now packaging standard products in the small carriers, while chip users in the military and in computer firms are becoming increasingly interested in them.

Carriers on the move

The two new ceramic chip-carriers are a 52-pin leadless package from CDC and a 64-pin quad in-line socketed version from Intel-3M. The CDC package, manufactured for the Minneapolis firm by Ceramic Systems Inc. of San Diego, Calif., is intended for high-density, liquid-cooled systems. Its 52 pads include 48 for input/output and 4 for power, and its thermal resistance in a liquid-cooled system is typically 5°C per watt. The 480-by-680-mil package is multilayered with built-in emitter and collector power planes.

The CDC carrier is mounted in a special socket from AMP Inc. of Harrisburg, Pa., which in turn is soldered to a pc board. As the photograph on the right shows, all I/O and power terminals may be probed from the top. This carrier and a scaled-down 24-pin version are slated to be used in an upcoming CDC computer.

The quad in-line package from Intel Corp. of Santa Clara, Calif., and 3M Co. of St. Paul, Minn., is a three-part system (see photo at left) designed specifically for microprocessor devices. The QUIP's parts are a cover or retainer, a 64-pad leadless ceramic carrier, and a plastic socket. The carrier is mounted chip down into the socket, and the retainer holds all parts together. The whole occupies less board area than a comparable DIP but more than a comparable leadless chip-carrier.

The most significant advantages of the QUIP are that it has an integral socket, can be probed even with its cover on, and can easily have the ceramic substrate changed. Most important in microprocessor applications, the

Intel-3M's 64-pin quad in-line package (left) consists of a leadless substrate, socket, and heat-dissipating cover.

substrate may be removed and a special emulator harness plugged into the socket.


Both the new chip-carriers have features likely to be important in VLSI carriers of the future. One is the capacity to be probed, which is vital for expensive and complex chips. Another is the ability to change chip-bearing substrates. A third is power dissipation of at least 2 watts.

A standard

Perhaps even more significant for the acceptance of the new packages is the fact that a standard for them will be ready by late this year. The Joint Electron Device Engineering Council's JC-11.3.1 task group on LSI packaging has written a specification for a family of five ceramic and plastic chip-carriers, four of which are already starting to become available. The fifth, General Instrument Corp.'s Minipak, is not being marketed.

Jedec's leadless type A and B ceramic carriers require a socket for mounting on pc boards. AMP Inc. has already designed and is now supplying a plastic one that can be probed and has an integral heat sink; it mates by either pressure-point contacts or reflow soldering to the standard Jedec pattern of interconnections on 50-mil centers. Other companies are at present working on their versions of a socket for the leadless carrier, and these units should be ready in 1979.

The Jedec leaded type B is specified as a ceramic substrate with edge clips on 50-mil centers on all four



Liquid-cooled. Control Data Corp.'s engineers have designed this custom ceramic chip-carrier for large ECL arrays. The carrier has 48 I/O and 4 power pads and is multilayered with built-in emitter and collector planes. Liquid cooling holds thermal resistance to 5°C/W.

IN-CIRCUIT CARD TESTING COMPARED TO FUNCTIONAL TESTING

	In-circuit	Functional
Initial cost	moderate	high
Programming effort	low to moderate	moderate to high
Fixturing	mechanically complex, electrically simple	mechanically simple, electrically moderate
Fault isolation	inherent	optional at extra cost
Effectiveness per program dollar : for analog discrete devices for hybrid devices for digital devices	excellent poor to fair fair	very poor fair excellent
Applicability	planar boards only	cards and modules

SOURCE: COLLINS AVIONICS DIVISION, ROCKWELL INTERNATIONAL CORP.

sides. These clips, which are forced onto the sides of the substrate and then soldered in place, should be available in early 1979 from Berg. This Cumberland, Pa., division of DuPont has been producing similar edge clips with 100-mil centers since 1970.

Lastly, the premolded plastic leaded type A, made only by AMP, has been out in sample quantities for some time. During the first half of 1979, AMP and Jade Corp. of Huntingdon Valley, Pa., should demonstrate a completely automated equipment line for bonding chips on film carriers to premolded packages attached to reels of lead frames.

One of the objections to chip-carriers has been that a user had to wire-bond his chips to the cavities on these units, rather than buying them already packaged thus from the IC manufacturer. This is now changing, and Mostek, Fairchild, Texas Instruments, and Motorola will supply ICs housed in leadless ceramic carriers. For instance, Mostek Corp. of Carrollton, Texas, now offers three of its metal-oxide-semiconductor random-access memories (4116, 4027, 4104) in leadless ceramic chip-carriers of its own design. In fact, it combines two MK 4116 16-K RAMs packaged in chip-carriers on an 18-pin ceramic motherboard. This fits a 32-K RAM into the same board space as a standard 4116 in a DIP.

The military services and computer mainframe manufacturers are already using chip-carriers. Military use is mainly of ceramic chip-carriers reflow-soldered to larger ceramic substrates or motherboards. In addition, the Air Force has given TI a contract to develop a low-cost chip carrier. Meanwhile, the Dallas firm, RCA Corp.'s Government and Commercial Systems unit of Moorestown, N. J., General Electric Co. of Utica, N. Y., and Martin Marietta of Orlando, Fla., as well as many

independent hybrid firms, are among those currently using this technique.

If chip-carriers prove solderable directly to printed-circuit boards, that could well turn out to be their largest potential use. At present, Sperry Univac, Western Electric, and other large commercial electronic firms are evaluating this possibility. In fact, should the AMP leaded carrier prove out environmentally, despite not being sealed, it could snare the commercial market. For the present, the use of leadless carriers either in sockets or with edge clips looks the most promising for pc-board work. Eventually, it appears that there could be room for all four types plus newer variations, depending on the specific application and environment.

Porcelainized steel


No matter what packages are used, a substrate or board is necessary for mounting them. But neither the alumina substrates of thick-film hybrids nor the epoxy glass (G-10 or FR-4) of pc boards is totally satisfactory. The first are expensive, brittle, and limited to sizes no more than about 2 inches square, while the second, though low-cost, has poor thermal properties and is not easy to multilayer and plate.

The relatively new material of ceramic-coated steel combines many of the advantages of pc-board and thick-film circuitry and throws in a couple more of its own—excellent power handling and a built-in power plane. Like pc technology, it offers large areas, plated-through holes, and wave-soldering of larger components. Yet the same techniques used to multilayer a thick-film hybrid can be applied to a ceramic-on-steel board on both sides. Moreover, thick-film conductor, resistor, and insulating materials can be screened and fired onto substrates as

MOD POT... Number 1 with more combinations than all others combined.

MOD POT,[®] the original modular potentiometer—available in over a billion combinations. A whole family of resistive elements: hot-molded composition, cermet, conductive plastic. Variety of switch options, vernier drives with solid or concentric shafts. Single, dual, triple or quadruple control sections. Solder lug or PC pins. Save panel space with 5/8" square module. Fast delivery backed by our distributor assembly centers. Ask for Publication 5217.

RESISTANCE ELEMENT	RESISTANCE RANGE	TOLERANCE	TAPERS	POWER RATING (LINEAR TAPER)		
				SERIES 70	SERIES 72	SERIES 73
Hot Molded Composition	50 ohms to 10 megs	±10% or ±20%	Linear (U)	1.0 Watt at 70°C	0.5 Watt at 70°C	0.75 Watt at 70°C
	250 ohms to 10 megs		Modified Log CW (A) or CCW (B)			
Cermet	100 ohms to 5 megs	±10%	Linear (U)	2.0 Watts at 70°C	1.0 Watt at 70°C	2.0 Watts at 70°C
	250 ohms to 1 meg		Modified Log CW (A) or CCW (B)			
Conductive Plastic	100 ohms to 1 meg	±10% or ±20%	Linear (U)	0.5 Watt at 70°C	0.25 Watt at 70°C	0.5 Watt at 70°C
	500 ohms to 1 meg		Modified Log CW (A) or CCW (B)			



Quality in the best tradition.



ALLEN-BRADLEY
Milwaukee, Wisconsin 53204

A whole new connector series for I/O applications



The introduction of our new BLUE MACS® Ribbon Connectors represents another Ansley engineering breakthrough in lower installed cost mass termination technology.

Ansley's BLUE MACS Ribbon Connector series terminates to standard 50 mil pitch cable which provides complete compatibility with all the other connectors in the system.

The Ribbon Connector incorporates all the BLUE MACS benefits, including the 4-point TULIP® contact for maximum termination reliability, and a one-piece design for fast, low cost assembly and positive cable-to-contact alignment.



This line is added to our complete family of "D" Series connectors now available from stock in 9, 15, 25 and 37 pin configurations. In addition, we offer a wide variety of UL listed jacketed cable for external use with these connectors. This allows you more freedom when selecting connectors for future design.

All connectors are available with a broad selection of mounting hardware to various strain relief configurations. For the full reliability/cost effectiveness story and technical data, call or write:

T&B / Ansley

The mass termination company.

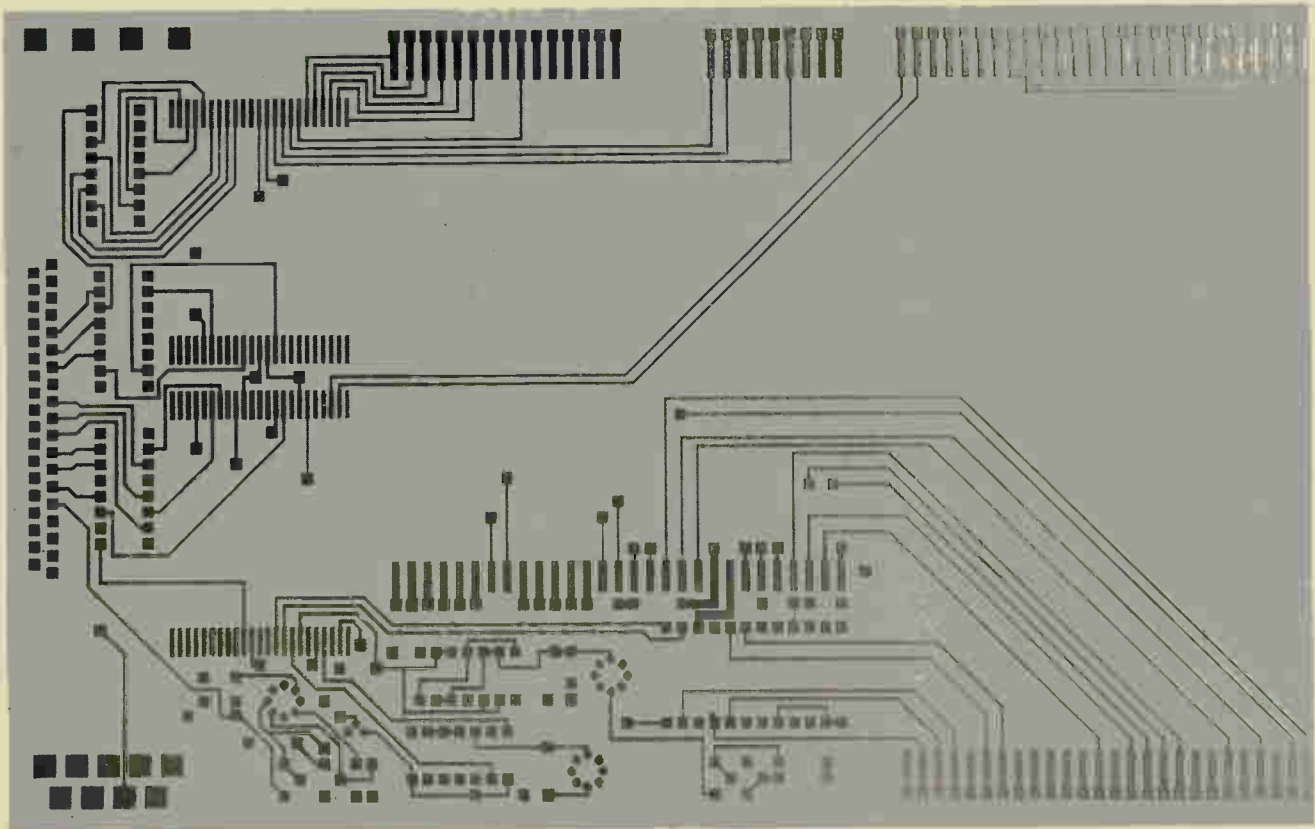
T&B/Ansley Corporation • Subsidiary of Thomas & Betts Corporation
3208 Humboldt St. • Los Angeles, CA 90031 • Tel. (213) 223-2331
TELEX 68-6109 • TWX 910-321-3938



STOCKED AND SOLD THROUGH AUTHORIZED ANSLEY DISTRIBUTORS.

International T&B/Ansley Offices: AUSTRALIA, Brookvale, (02) 938-1713 • AUSTRIA, Vienna, (222) 6232365 • CANADA, Iberville, Quebec, (514) 347-1014 • ENGLAND, Luton, (0582) 597-271 • FRANCE, Rungis, 687-23-85 • HOLLAND, Zoetermeer, (79) 214688 • ITALY, Milano, 02-4986451 • JAPAN, Tokyo, 03-354-9661 • SINGAPORE (65) 2923711 • SOUTH AFRICA, Benrose 24-8134 • SPAIN, Barcelona, (93) 212-8607 • SWEDEN, Upplands Vasby, 0760-86140 • SWITZERLAND, Hombrechtikon, (04155) 422791 • WEST GERMANY, Dreieich bei Frankfurt, 06103-8 20 21 •

Circle 198 on reader service card



Ceramic on steel. Porcelainized steel substrates may allow low-cost pc boards with both screened-on conductors and passive components plus a built-in ground plane. The copper conductors on this military pc board have been screened onto such a substrate.

large as 12 by 18 inches, and bare chips can be wire-bonded to the conductor material. Thus the new technology could be used to produce not just a standard two-sided wave-soldered board with discrete leaded components or a large multilayer thick-film hybrid but actually a mix of both.

Over the last two years, the effort to provide a ceramic-on-steel substrate with compatible thick-film inks has accelerated. There are now two suppliers of these metal substrates, Erie Ceramic Arts Co. of Erie, Pa., and Alpha Advanced Technology of Newark, N. J. In the thick-film-material field, Cermalloy, Cermet Division of Bala Electronics, West Conshohocken, Pa., Electro-Science Laboratories Inc., Pennsauken, N. J., and Thick Film Systems of Santa Barbara, Calif., have joined Electro Materials Corp., Mamaroneck, N. Y., and DuPont as suppliers of inorganic thick films for resistors, conductors, and dielectrics on ceramic-coated steel.

The materials, which resemble standard thick-film inks, fire at 600°C, or lower than for standard thick film. Conductors available include silver, palladium silver, gold, and nitrogen-fired copper. The resistive paste is ruthenium oxide, which has a resistive temperature coefficient of about 250 ppm/°C.

Because of its low cost, high density, and ease of assembly, this new substrate is a likely replacement for pc boards in all sorts of consumer applications. Already the technique is being evaluated by manufacturers in the

television, automotive, toy, and white-goods industries. (Just imagine a dish washer or refrigerator with its controlling electronics screened and fired onto its porcelainized steel housing.)

Even military suppliers like RCA Government and Commercial Systems are interested. A military pc board's copper conductors screened onto a ceramic-on-steel substrate is shown above. The RCA unit has also duplicated large multilayer hybrids by reflow-soldering leadless ceramic chip-carriers to a ceramic-on-steel motherboard. All of these approaches are being checked against long-term environmental factors, since little is yet known about their effect on the material.

Possibly the technique can also be applied as a large high-density hybrid for more sophisticated industrial or computer applications. But this is not likely to happen in the immediate future.

Enter digital in-circuit testing

As the combination of LSI and advanced packaging techniques boosts circuit density and complexity to still higher levels, it is also aggravating the test engineer's main problem: how to get an acceptable board yield at a minimum cost. So in-circuit testing is spreading as a means of isolating and prescreening the passive and active components and connections on a board before going to the more expensive functional test (see the table on p. 196 for a comparison of in-circuit and functional

testing). The growing importance of in-circuit testing is showing up in two ways—entry of more firms into the field, and development of digital testing for on-board LSI devices. Originally only FaultFinders Inc. of Latham, N. Y. (recently acquired by Fairchild), and Zehntel Inc. of Concord, Calif., designed and produced machines for in-circuit inspection of analog components and circuitry. These testers use a special bed-of-nails fixture for accessing circuit nodes with spring probes on pogo pins.

Within the last two years, four more large companies have entered this market—Computer Automation Inc., Irvine, Calif., Teradyne Inc., Boston, Mass., GenRad Inc., Concord, Mass., and Hewlett-Packard Co., Palo Alto, Calif. Most of their machines supplement full analog in-circuit capability with a limited digital in-circuit capability that allows a user to isolate a small- or medium-scale IC and statically test its truth table. But with a complex LSI device like a microprocessor, this

method is no longer adequate and breaks down.

The new in-circuit testers, the Zehntel TS-800 and the Hewlett-Packard 3060A, can test boards with complex digital LSI. Both use a technique called signature analysis, in which a low-impedance drive isolates a device from its neighbors and time-dependent frequency stimuli create a comprehensive input test pattern. The resultant bit stream at the device output is analyzed for a consistent signature; a faulty device yields a different signature than expected.

Both the new machines can also do straight functional analog or digital testing. More machines with this dual capability are bound to appear soon.

It is interesting to note that the HP machine functionally tests through its bed of nails, which can access many more points than the normal edge connector input. This approach, too, could become more prevalent in future test systems.

PROFILE

He pushed chip-carriers

If chip-carriers now seem assured of being the package on the circuit boards of the next generation of sophisticated computers, credit for their acceptance must go in part to Dan Amey. As chairman of the Joint Electron Device Engineering Council's JC-11.3.1 task group on packaging for large-scale integrated circuits, he has spread the chip-carrier gospel in papers and talks at technical conferences. And as engineering manager of packaging techniques at Sperry Univac's facility in Bluebell, Pa., he and his group are evaluating three chip-carrier types.

Amey has been at Sperry Univac for 11 years. For the last six, he has been responsible for packaging in small and medium-sized computer systems. In these years, he has seen his company move from wire-wrapped double-sided pc boards crammed with dual in-line packages, to multilayer boards with DIPs, to developmental multilayer

boards bearing ceramic carriers and thick-film hybrids.

He took his first serious look at the chip-carrier only in January 1976, in the course of a major study by Sperry Univac to establish what hardware made the most economic sense for LSI packaging. The presentation of its ideas plus a recommended design to the Computer Packaging Society of the Institute of Electrical and Electronic Engineers led to an *ad hoc* committee of users and manufacturers of LSI circuitry and packages. This group, of which he was a member, asked Jedec to bring a standardization proposal to the attention of industry.


Jedec accepted the idea, and in August 1976 a task group on LSI packaging began work under Amey's chairmanship. The result is the well-known standard proposing: a five-member family of 50-mil-center chip-carriers that all fit on a standard pc pattern; a family of 40-mil-center devices for ceramic substrates; and a standard for dual and quad in-line packages. Amey points out that one of the results of the Jedec spec has been to publicize chip-carriers and to stimulate new developments in this field.

He has presented more than eight technical papers on all aspects of LSI package standardization. At Sperry Univac, his group is at present studying AMP's leaded plastic carrier, ceramic leadless carriers in sockets, and ceramic leadless carriers with edge clips. In addition, it has developed a line of thick-film digital hybrids that are compatible in size and mounting with the Jedec LSI standard. This effort has by now influenced both new applications for chip carriers and the substrate orientation and input/output conventions of the Jedec spec.

Although Amey himself has had success with leaded carriers, he has this to say about the field in general: "No one package or packaging technique will satisfy all LSI applications. In general, users are better off if they can choose from a variety of packages and freely change from one to the other without system redesigns."

He notes, too, that the success of the Jedec chip-carrier activity has been due to a rare group effort by semiconductor manufacturers, package suppliers, and users of LSI circuits.

Jerry Lyman





Is there life on Germanium?

Plenty.

The demand for our Germanium semiconductors continues to grow.

Germanium has advantages over Silicon for many applications; low saturation voltage, low battery drain for example. And we've just announced the world's first single-chip 100A power transistor, based of course on Germanium technology.

At GPD we make devices to all the well-known specs: JAN, EIA, and PRO-ELECTRON AD, ADY, ADZ, ASZ, AU, AUY and ASY.

And we can now replace practically all the Germanium products you used to buy from Motorola (MP500-506, 2N4276-4283, 4048-4053), Delco (DTG110, 2N1100, DTG2000-2400A), GE (2N319-324, 524-526, 1370-1381, 1413-1415, 1924-1926), Siemens, Mullard, SGS-ATES, and Thomson.

Our range goes from 150mW small signal to 100A power, in packages of all shapes and sizes.

Germanium is here to stay.

We'll be making Germanium devices as long as you, the customer want them.

Send for our latest catalogue or let us know your specific problem.

GPD, Box 65, Shawsheen Village Station, Andover, Mass, 01810.
Tel: (617) 475-5982.
Telex: 94-7150 GPD Andr.

Germanium Power Devices Corporation

The Germanium Manufacturers

UK Representative Wintronics PO Box 24 E. Grinstead, Sussex. 034287-277 UK Agents Jermyn Industries Sevenoaks, Kent. Sevenoaks (0732) 50144 Tlx 851-95142/Consort Electronics Ltd Roseham, Parade, Reading Road, Yately, Camberley, Surrey. Yately (0252) 871717 Tlx 851-858009 Norway Nordisk Elektronik (Norge) A/S Mustadvei 1 Postboks 91-Lilleaker, Oslo 2. (0752-1380) Tlx 856-8963 Italy Syscom Elettronica Spa, Via Gran Sasso 35, 20092 Cinisello Balsamo, Milano 92.89.251/2/3 and 92.89.159 Tlx 845-36115 (Syscom) Ezelettronica S.r.l. Sede: 20145 Milano, Via Muscheroni, 19, 4981851/2/3/4/5 Tlx 39102 Thomelca/UIT. Regionale: 01197 Roma, Via B. Oriani, 32. 895394 Tlx 61358 Thomelca/UIT. Regionale: 40138 Bologna, Via Massarenti, 410/3. 534062 Belgium, Holland, Luxembourg B.V. Laboratorium Voor Electronentechniek Diode, Hollantlaan 22 Utrecht. 030-884214 Tlx 844-47388/ Ree Picard 202 Picardstraat 1020 Bruxelles. (02) 4285105 Tlx 846-25903 Austria, Hungary, Czechoslovakia, Yugoslavia Rieger GmbH Marxergasse 10 A-1030 Wien 3. (0222) 724684-0 Tlx 847-1-1087 Union of South Africa L'Electron Enterprises (Pty) Ltd P.O. Box 72544 Johannes-burg 2000. 22-3363/4/5 Tlx 960-80671 Denmark E.V. Johansen Elektronik A/S Svanevej 12 DK-2400 Copenhagen NV. 451839022 Tlx 855-16522/GDS-Henckel Elektronik ApS Fyrevangene 4 DK-4622 Havdrup. (03) 38-5716 Tlx 855-43168 Portugal Diltram Componentes Electromica, 1 da Av. Miguel Bombarda 133, 1. D Lisboa 1. 45313 France TMC 125 Rue Anatole-France 93121 La Courneuve. 833-33-74 ext. 189 Tlx 842-210311F (Publi) Sweden Integrerad Elektronik P.O. Box 43 S-182 51 Djursholm. (08) 753-93-30 Tlx 854-10282 Switzerland GDC Müller S.A. 8 rue de l'Aubergine C.P. 77 1211 Geneva 9. 215977 Tlx 845-59434/Onni Ray AG 8008 Zurich Dufourstrasse 5b. (01) 478200 Tlx 845-53236 West Germany Solicom GmbH Warngauer Str. 46. 8000 München 90. 089-69 65 66 Tlx 841-05-22870.

World Radio History

Circle 201 on reader service card

New Omniscrite® Series B-5000



from

\$395*
Single Pen
\$645*
Dual Pen

*U.S. Domestic Price Only

Circle 204 on reader service card

One and Two Pen 10" Strip Chart Recorders


- Self-aligning sprocketless paper drive
- Non-contact feed back element
- 6 switch selectable chart speeds, field adjustable for Eng/Met scaling
- Over 160 models to select from

*A registered trademark of Houston Instrument

houston instrument | DIVISION OF BAUSCH & LOMB
"the recorder company"

Optimize performance with Houston Instrument modular flexibility

Omnigraphic® Model 2000 X-Y Recorder



The Omnigraphic Model 2000 is the best known and most versatile X-Y recorder in the world. It outperforms all others and still beats their price. If you're looking at X-Y's, consider these Omnigraphic features.

- 11" X 17" or 8 1/2" X 11"
- 30 in/sec speed (40 in/sec available)
- ±0.2% accuracy

*Registered trademark of Houston Instrument

- Best common mode rejection
- Same servo response on both axes
- Best price/performance available
- Prices from \$1085*

Send for free "Designer's Choice" catalog today.

*U.S. Domestic Price only

houston instrument

ONE HOUSTON SQUARE
(512) 837-2820

EUROPEAN HEADQUARTERS: Rochester, N.Y. 14640 Gistel, Belgium
Phone 059/277445 Telex: Bausch 81399

"the recorder company"

DIVISION OF BAUSCH & LOMB

AUSTIN, TEXAS 78753
TWX 910-874-2022

HI PLOT™

a digital plotter
with performance
and reliability. . .



at a
price you won't
believe

- Both serial and parallel inputs built-in
- Uses standard 8 1/2" x 11" paper
- Plotting speed up to 2.4 inches per second
- Resolution of both 0.01 and 0.005 inch
- Baud rate and step size easily changed
- \$1085 (Quantity 1 price)

houston instrument

DIVISION OF BAUSCH & LOMB

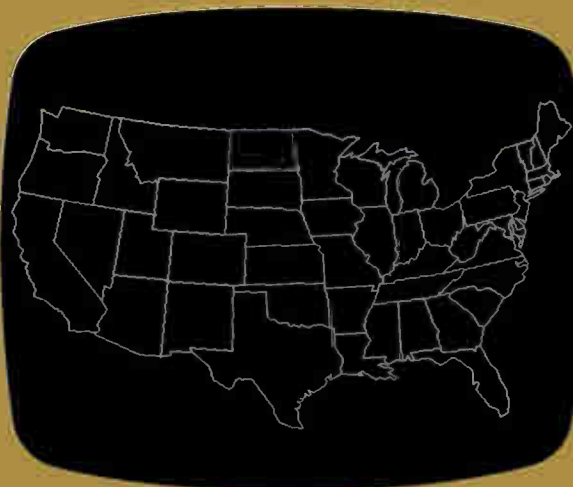
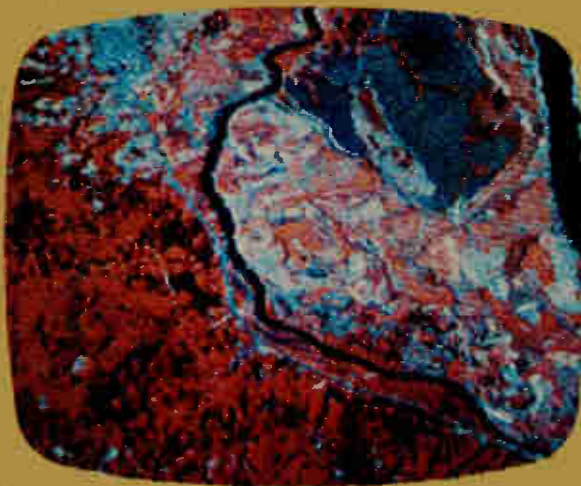

"the recorder company"

Circle 482 on reader service card

For rush literature requests or local sales office information only, persons outside Texas call toll free 1-800-531-5205

Circle 483 on reader service card

GRINNELL DISPLAYS:



Full color image processing . . . greyscale and pseudo-color . . . basic B/W graphics . . . and everything in between: our 100% solid state, modular graphic television display systems can be matched to your computer display requirement, easily and economically.

And, they're intelligent. Powerful instruction sets minimize software overhead, simplify programming and eliminate the need for

complex macro-instructions and high order programming languages.

Further, every Grinnell system includes a standard computer interface, full alphanumeric and graphics, 4K MOS random access refresh memories and your choice of standard resolutions: 256 x 256, 256 x 512 or 512 x 512. Plug-compatible interfaces for most minicomputers are available, along with a large number of

operating options. All systems drive standard TV monitors.


Grinnell displays are already at work in tomography, ERTS imaging, process control, data plotting and many more applications.

So, before you decide on a display system, talk to our experts. Complete operating systems start at \$5,450, and quantity discounts are available. For detailed specs and/or a quotation, call or write.

GRINNELL SYSTEMS

2986 Scott Boulevard, Santa Clara, California 95050 (408) 988-2100

Circle 205 on reader service card



COMPONENTS

□ *The same creative use of solid-state processes and techniques that keeps logic and memory devices on the move is showing up in other components. Complementary-metal-oxide-semiconductor, emitter-coupled, and integrated injection logic are enhancing converter speed and resolution to the point where last year's 8-bit analog-to-digital and digital-to-analog models are giving way to 10-, 12-, and 16-bit parts. Work on gallium compounds and other materials is making solid-state optical displays brighter, more colorful, and longer-lived. Thin-film resistor networks are experimenting with silicon chrome and rivaling discrete devices for precision; V-groove MOS and novel packaging are boosting the ratings of power semiconductors; and sensors are becoming both smaller and more sensitive.*

In short, size and price keep going down, while reliability goes up.

A highlight in the converter market has been the frantic grab for the sockets housing the industry standard hybrid d-a converter, the DAC-80. Having dominated the market since the first DAC-80 was introduced in 1975, Burr-Brown Research Corp. of Tucson, Ariz., is now being challenged by two technologically innovative alternatives from Analog Devices Corp., Norwood, Mass., and Beckman Instruments Inc., Fullerton, Calif., not to mention both companies' second sources. The former used its ingenuity and monolithic capability to bring out a three-chip version of Burr-Brown's 11-chip hybrid, claiming improved reliability over the DAC-80's impressive track record—fewer than 0.5% of them were returned in the past two years, according to Burr-Brown, and most were faultless.

Beckman chose to give the user a low-power C-MOS alternative: a 150-milliwatt part versus Burr-Brown's 800-mw model. This is a direct descendant of the company's successful microprocessor-compatible, 12-bit

The Analog Devices AD 574 (opposite) is a two-chip, microprocessor-compatible analog-to-digital converter.

C-MOS 7545 and 7546 four-quadrant multiplying d-a parts for use with an external ac reference. Beckman is committed to C-MOS and is also looking into the possibility of using sapphire substrates for higher performance as prices for silicon-on-sapphire processes go down. The a-d counterparts of the 7545 and 7546 can be expected shortly for some 20% less in price; they will be fully microprocessor-compatible converters, using chip and ladder switches, successive-approximation registers, and peripheral control logic.

Also from Analog Devices is the AD574, a complete two-chip 12-bit a-d converter that has output circuitry for direct coupling to 8-, 12-, or 16-bit microprocessor buses. One chip is the AD565 12-bit d-a converter with a voltage reference on it, and the other is an P-L device with a successive-approximation register and controls.

More data converters

Another company introducing a 12-bit d-a converter is Motorola Inc.'s Semiconductor Group, which thus far admittedly is doing a catch-up act. In its 8-bit d-a converter, however, one skill that gives the Phoenix firm an edge is MECL, its version of high-speed emitter-coupled logic. Capable of converting data at rates above 25 megahertz, this monolithic IC exhibits a settling time of 10 nanoseconds, fast enough for display processing and video broadcast systems. Hooked up as a successive-approximation a-d converter, it achieves a full-scale output voltage of 10.2 volts, though limited by a 51-milliampere drive capability. The chip uses thin-film processing throughout and will cost a moderate \$26.

In this ultrafast conversion-speed category, a couple of other companies have impressive products. TRW LSI Products of Redondo Beach, Calif., shines with its 8-bit a-d converter in a 64-pin dual in-line package. Manufactured with the triple-diffusion process unique to the company's LSI devices, the converter digitizes data at from dc to 30 MHz. It consists of 255 strobed compara-

TABLE 1: PERFORMANCE PARAMETERS OF DISPLAYS

Display type	Power requirements (nominal) (mW)	Drive requirements	Speed	Temperature range (°C)	Color	Digit height (in.)	Operating life (hr)
Liquid-crystal	0.045	10 V pk-pk, 1 μ A ac	medium	0° to +55°	limited	2.0	10,000 – 50,000
Light-emitting-diode	15	5 V, 10 mA, dc	fast	-55° to +85°	yes	0.5	100,000 – ∞
Incandescent	250	4.5 V, 24 mA ac per segment	slow	-50° to +70°	limited	1.0	50,000 – 200,000
Gas-discharge	275	180 V, 2 mA ac per segment	fast	0° to +65°	limited	0.8	100,000 – 200,000
Planar-gas-discharge	750	200 V, 2 mA dc per segment	fast	0° to +70°	limited	0.5	25,000 – 100,000
Vacuum-fluorescent	90	18 V, 1.3 mA ac plus filament and grid supplies	fast	0° to +70°	yes	1.0	10,000 – 150,000

SOURCE: CREATIVE STRATEGIES INTERNATIONAL

TABLE 2: PRECISION RESISTORS COMPARED

Characteristics	Wire-wound	Metal-film	Bulk-metal
Resistance tolerance	1%, 0.1%, 0.01% (0.005% at extra cost)	1%, 0.1% (0.05% at extra cost)	1%, 0.1%, 0.01%, 0.005% (0.001% hermetically sealed)
Temperature coefficient of resistance (TCR)	standard: ± 25 typical: ± 10 special: ± 5	standard: ± 50 typical: ± 25 special: ± 10	standard: 5 instrument: 5 range: 1
Differential TCR (tracking)	standard: up to 50 typical: 20 good: 10 (5 by selection)	standard: 100 typical: 50 good: 20 (5 by selection)	standard: 5 typical: 3 good: 1 (0.5 by selection)
Rise time (ns)	200 (50 by processing)	10 (typical)	2 max. (1 typical)
Voltage coefficient	good	good except high values	good
Noise	good	good except high values	good
Stability (MIL SPEC)	MIL-R-39005	MIL-R-55182-J	MIL-R-55182/9
moisture	0.1%	0.4%	0.05%
high-temperature exposure	0.1%	0.5%	0.05%
load life	0.1%	0.5%	0.05%

SOURCE: VISHAY RESISTIVE SYSTEMS CORP.

tors and exhibits a recovery time of 20 ns from a full-scale step input.

To come up with a 10-ns part, Advanced Micro Devices Inc., Sunnyvale, Calif., uses 15 ECL comparators in a 4-bit configuration. The disadvantage here is that, for an 8-bit converter, five parts have to be put together in a series-parallel arrangement. In Worcester, Mass., Micro Networks Corp. is trying its hand at 3- and 4-bit converters with 30- to 50-nanosecond conversion speeds, while in Canton, Mass., Datel Systems Inc. has 3-bit a-d slices, working in the 20-MHz region, that should find use in high-speed check-reading machines.

Speed is being enhanced in multiplying d-a converters as well. Hybrid Systems Corp., Bedford, Mass., has introduced the DAC 391, a 12-bit two-quadrant multiplication hybrid converter that settles in 750 ns to a step change of $\pm 1/2$ least significant bit in the full-scale range. For a \$125 starting price, that family offers both voltage and current outputs in 24-pin DIPs.

Meanwhile Burr-Brown is also covering the high-performance end of the spectrum. It will introduce 16-bit hybrid d-a and a-d converters of the DAC-80 type at the end of the fourth quarter of 1979. The a-d model will have all the thin-film resistors mounted on one chip and laser-trimmed to guarantee 14-bit accuracy to $\pm 0.003\%$ for a price of \$175.

Other companies that have introduced and are about to bring out 10- to 16-bit converters with all sorts of functions on board are: Datel, Fairchild Camera & Instrument, Harris Semiconductor, Hybrid Systems, Intersil, Micro Power Systems, Raytheon Semiconductor, Signetics, Siliconix, and Teledyne-Philbrick.

This past year has witnessed a rash of new analog input/output boards. It seemed that whoever is in the


data-converter business was bound to expand vertically by putting these converters on boards and surrounding them with peripheral circuitry that would interface the real world to any of a dozen of the most popular 8- and 16-bit microcomputers. By far the most often tapped microcomputers are the iSBC 80 series from Intel Corp. and the LSI-11 series from Digital Equipment Corp.

Analog I/O

Other systems with which the boards are interfacing are Texas Instruments' 9900 series, Motorola's Micro-module and Exorciser series, Pro-Log and Mostek's 4- and 8-bit boards, as well as Zilog's Z80-MCB. Datel Systems Inc., Canton, Mass., has even produced an I/O board for Digital's PDP-11 minicomputer line.

The analog-based companies that designed their boards around the iSBC 80 and/or the LSI-11 series are: Analog Devices, Datel, Data Translation, ADAC, Burr-Brown, and Analogic. Even Micro Networks decided to plunge in with a first-generation version for the iSBC 80, and a board for TI's 9900 system is soon to come. Meanwhile, old timers in this business like Analog Devices and Burr-Brown came out with second-generation boards that eliminated many of the extra "bells and whistles" that the basic user does not really need but ends up paying for. And pay he does, with prices for the boards ranging anywhere from \$250 to \$750.

As for the coming year, those companies who have initially invested vertically can be expected to expand horizontally, catering for more and more microcomputers. They find that dealing with the large microcomputer houses for whose products they have designed the boards initially is much more lucrative if done in volume much like original-equipment manufacture. The OEM decision



Wake up
to
Micro Networks

Did I Dream...
**I Bought a 16 Bit A/D Converter in a DIP
for Only \$169.00?***

No, it's a fact. You can now achieve high resolution in a convenient, space-saving, low cost DIP. The first 16 Bit A/D converter in a DIP — MN5280 — provides 6 user-selectable input ranges, $\pm 0.003\%$ linearity, an internal clock, and optional offset and gain adjustments.

All this with power consumption of less than 1.5 watts... for only \$169.00.

Wake up to Micro Networks, where designers' dreams are realized.



Micro Networks Corporation

324 Clark Street, Worcester, Massachusetts 01606
(617) 852-5400 • TWX: 710-340-0067

*100 Quantities.

Circle 209 on reader service card
World Radio History

is forced upon the I/O analog board producers by the age-old business decision of building versus buying that every engineer faces. With the option of building the interface for his own specifications turning out to be less expensive, the OEM business end of the boards is cementing a gold-lined avenue between Electronics Row in the East and Silicon Valley in the West.

Refinement in displays

Not content with existing display technologies, manufacturers are experimenting with electrochromic, fluorescent-activated, the PLZT chemical compound, and electrophoretic approaches all of which resemble the liquid-crystal display. But they are also busy improving LCDs, light-emitting diodes, and other optical readouts, with a view especially to lowering costs. Table 1 lists the performance parameters of today's display types.

In LEDs, gallium compounds are receiving special attention. For greater brightness, gallium arsenide phosphide is being processed on gallium phosphide and vice versa. For a blue LED, gallium nitride is being tried as the emitter of a display segment.

Development programs in LCDs range widely. The aims are to lengthen their operating life, make them easier to multiplex, address, and install, as well as more rugged and easier to view—but perhaps above all, to increase their operating temperature range and switching speed.

For instance, heaters are now being developed that would maintain the liquid crystal at higher temperatures so that it may switch faster. A new material, phenylcyclohexane (PCH), is being tried that supposedly operates at least twice as fast as that presently used, over a wider temperature range. Texas Instruments Inc. of Dallas circumvented the whole temperature problem neatly in a digital I²L watch that it introduced recently with LCD analog display hands: an on-chip voltage regulator compensates for the negative temperature coefficient of the LCD ester mixture used.

As for ease of viewing, pleochroic dyes are being tested in the liquid-crystal background for a better contrast ratio. Nor is the polarizer material being neglected. Polaroid Corp. of Cambridge, Mass., has developed one that does not degrade as rapidly in high humidity; however, it yields a narrower field of view, which must be corrected by using a thinner and more expensive back glass.

Passive precision

In passive components, the push is toward greater precision. Beckman Instruments has built thin-film resistor networks with a precision equivalent to that of individual precision metal-film discretes but for 30% less cost. Packaged in 16- and 14-pin DIPs, they track 5 ppm/°C while offering 1% to 0.1% resistance tolerance, 50-ppm/°C temperature coefficients, and 0.5% to 0.1% resistor ratio tolerances.

Meanwhile Vishay Resistive Systems Group, Malverne, Pa., is improving precision parts manufactured

with the company's unique bulk-metal design. It has introduced bulk-metal precision resistors with a novel paddle kind of lead that requires only two weld points instead of four. This carries heat away from the resistor for a better load-life stability than other precision resistors (see Table 2). Moisture and high temperature exposure stabilities also compare favorably with those of wire-wound and metal-film precision parts.

A significant breakthrough in discrete resistors with 10% to 20% tolerances was achieved by Allen-Bradley Co., Milwaukee, Wis. A combination of new resistive materials and manufacturing techniques for the cermet trimmer line yielded parts exhibiting a typical temperature coefficient of ± 35 ppm/°C. compared to the usual 120 to 200 ppm/°C of others. Also, Thincor of Hatboro, Pa., has found a way of vacuum-depositing microminature coils on different material substrates, ideal for high-density packages.

Power technology

In power semiconductors, many v-MOS field-effect transistors are by now being installed in products. Indeed, TO-202 and TO-220 packages are rapidly becoming the industry standards for power applications in small enclosed environments.

Siliconix Inc. gave birth to the V-groove devices in Santa Clara, Calif., two years ago and in June introduced an improved version—the VN84BA, a 12-A device rated at 80 v with 3-ohm on-resistance. Among other companies that are bringing out or will be announcing v-MOS power parts are Fairchild, Semtech, Intersil, TI, ITT Semiconductor, and Motorola. They are after key markets for the parts: switching power supplies, audio equipment, and electronic ignition and distributor systems in automobiles.

Meantime, new packaging techniques are being explored and extensive thrusts into higher sustaining voltage ranges are being made. Siliconix is applying the V-groove construction to junction FETs capable of switching kilowatts in nanoseconds. Another possibility it is examining is a complementary design to the original v-MOS—p-channel v-MOS, in which the driving transistors would run just below the supply voltage. The resulting devices would be simpler to design, have fewer internal parts, and be easier to use.

In the world of Darlington transistors, General Electric Co. has produced a latching transistor that combines the advantages of the asymmetric thyristor with those of the power Darlington. The 800-v transistor in a TO-3 housing latches on at 1 A, after which this base drive may be removed. It can then turn off collector currents up to 25 A with a negative base pulse. The device, however, can also be turned off by a diode in much the same way as a gate-assisted thyristor. These features make the device an economical replacement for expensive power Darlington.

Darlington's are what Fairchild Camera & Instrument Corp.'s discrete product group in Mountain View, Calif., is shipping to General Motors each month for automo-

bile electronic ignition systems. Moreover, a big effort is on to develop 500-ns transistors for switching power supplies. This would be in addition to the already established lines of products used in switchers that Fairchild now possesses—diodes, transistors, linear ICs, and small-signal transistors.

Examples of high-power technology shrinking into a semiconductor package are the devices RCA Corp.'s Solid State division, Somerville, N. J., calls transcendent, because they are permeable to heat. Its three families of 250-A rectifiers with blocking voltages of 1,200 v, 100-A transistors at voltages of 800 v, and 400-A thyristors are quarter the size and 15% the weight of equivalently rated devices because they are packaged in a unique way. Instead of adding bulky heat sinks and heat-dissipating fins externally, RCA bonds one end of a heat pipe directly to the wafer surface and attaches fins to its other end. Water passes through the pipe, absorbing the heat and giving it up to the fins. Initially priced at \$1,125, the parts came down to \$400 when second-generation devices were recently introduced with even higher ratings.

Sensors, meanwhile, are responding to the pressures for miniaturization and high performance. National Semiconductor Corp. of Santa Clara, Calif., is now making commercially available the one and only monolithic pressure transducer—the LX0603—which was the mainstay of its hybrid transducer for some time. Texas Instruments is also working on a whole line of silicon sensors for registering key automobile engine readings; slated for 1979 introduction, these semiconductor parts will exhibit response times of 5 seconds to the competition's 30 s. In another area of sensor technology, Analog Devices announced the AD590J temperature-to-current transducer in a package small enough to fit inside a thermocouple's 1/8-inch weld fitting. Operating over a -55°C to $+150^{\circ}\text{C}$ range, the device produces a current output that changes 1 microampere per $^{\circ}\text{C}$ from a value of $298.2\ \mu\text{A}$ at room temperature. The package and specifications combination make the part economically attractive wherever temperature fluctuations are critical to the performance of these devices. And that covers almost the breadth of electronic systems, subsystems, and components.

PROFILE

He put Darlington's into cars

To many people automotive electronics means microprocessors and memories, but to Fairchild product development manager Vikram M. Patel at Fairchild Camera & Instrument Corp., Mountain View, Calif., it means Darlington's. Five years ago, Delco wanted an ignition system that had low enough current to reduce wear and tear on the points, yet a high enough voltage at the secondary coil to fire the spark plugs. So he designed the first Darlington to go into cars.

Since then, Patel has remained instrumental in expanding the often neglected frontiers of discrete component technology. For the U. S. Air Force, for example, he designed an 800-volt complementary npn-pnp bipolar planar transistor. He is also credited with the fastest switching transistor in the world, a device with three epitaxial layers that switches in 500 nanoseconds. He was also working on a Darlington design for Wankel ignition systems until GM killed the rotary engine project.

To get the 500-ns transistors, he came up with a discrete emitter design to "ensure that the emitter-periphery-to-emitter-area ratio is as high as possible." In power transistors it is typically 0.25 but in Patel's it is 0.75.

In an industry enchanted with microprocessors and chip memories, he prefers the discrete world. "In discrete technology you can look at the broader picture in the sense that you can design and know the process, whereas in IC manufacturing things are too compartmentalized. There are more parameters to play with in discrete processing than in, say, transistor-transistor logic, where the process stays the same and only geometries change."


Moreover, he believes that changing requirements will fuel discrete development for years to come. For example, applications for power transistors and power rectifiers will grow because the market is not yet mature, he says. Also, work has to be done on improving the secondary break-

down of switching transistors, increasing their switching speeds and getting 1,000-V devices into mass production.

Born in India, Patel earned a BSEE and a BSME in 1966 from Gujarat University. After receiving an MSEE from Stevens Institute of Technology, Hoboken, N. J., in 1969, he worked for Transiron Electronics Corp., Wakefield, Mass., and RCA Corp., Somerville, N. J., before joining Fairchild in 1973. He left for Unitrode Corp., Watertown, Mass., for 10 months before rejoining Fairchild's transistor division in August.

William F. Arnold





CONSUMER

by Howard Wolff, Associate Editor

□ For the companies that entertain, educate, or just generally bemuse the consumer with their electronics-loaded equipment, the year has been one of improvement and refinement rather than dramatic technological breakthrough—and 1979 at this point promises more of the same. While such developments as the use of microprocessors and one-chip electronic tuning for television sets or the expansion of video cassette capacity for home recorders are exciting to the people who design and sell them, the impression such advances make on the customer is minimal. There has been nothing to compare with some of the developments that spurred radical changes of the past—the Trinitron tube, the \$99 calculator, the first video games.


But that is not to say that the designers have nothing to show for their year's labors. In television, black-and-white receivers are now commodity items, but a developing trend is to add on a-m/fm radio and tape recorders. In color TV, most of the evolution is taking place in the larger (19-to-25-inch-screen) models. There, the trend is to pack more electronics into less real estate, with more movement toward completely automatic adjustment of brightness, color, and contrast.

It is in construction that today's television sets—and other consumer electronic items for that matter—most reflect the international flavor of the business. The industry's technology base has broadened to include most of the world: designs aimed at reducing circuits and parts, lowering energy consumption, and using more and larger integrated circuits now come from Europe as well as Japan and the U. S.

In the arena of TV games, on the other hand, the technological innovation is strictly from America. There, the movement is away from custom chips and add-ons. Instead, the video playthings that are hitting the market for the big Christmas push will be gussied up with programmable microprocessors, add-on memory, tape inputs, and additional programs.

But due to come on strongest in the games field is a class of products that are more than games—the educational nonvideo sets. These microprocessor-centered devices feature word and number games. Texas Instruments Inc. of Dallas probably has the most advanced in its Speak & Spell, which itself breaks new technological ground with a voice-synthesizer chip that takes children through spelling and pronunciation drills disguised as games. As for the larger and more expensive video playthings—video cassette recorders—outside of increased tape capacity, the only development of note is the domination of the Video Home System format over its rival Beta because it performs better for a comparable cost and can handle four-hour tape cassettes. And home computers still are a solution seeking a problem: manufacturers are scratching for applications while trying to convince consumers it is worth their time and effort to learn to use the machines. Meanwhile, small businesses are the best customers for the smaller systems that were

Opposite is a C-MOS wafer intended for digital watch circuits, undergoing processing at RCA Solid State.



Tube cut. Glass stems remain on exhaust machine after RCA worker cuts them from top sections of photomultiplier tubes.

originally thought of as the perfect domestic slave.

But it is perhaps in the area of projection television that a true innovation is still to take place and where much of the early excitement that seems to surround the next big-ticket item is currently centered.

Projection TV waits in the wings

Projection, or large-screen, television has reached the point where its market is now divided into parts—over and under \$2,000 retail. Getting the price of the more expensive sets down to a level that is more palatable to the public is one problem; the other, and perhaps more difficult one, is to exterminate the performance bugs. These, too, come in two classes, with even the more expensive sets afflicted by them. The first involve brightness, contrast, and resolution; the second, limited viewing angle. Ironically, systems that have overcome one class of affliction seem to suffer from the other.

At the moment, the only big U. S. electronics manufacturer involved in projection TV is General Electric Co., Fairfield, Conn. Its rear-projection Widescreen 1000 is about to receive a big push in advertising for the holiday season and should also benefit from the problems of the dollar against the yen, since competitive sets from Panasonic and Quasar will be hard put to stay below \$4,000.

Meanwhile, the question is when the other big American TV names—RCA Corp. and Zenith Radio Corp.—will decide that technology has overtaken the bugs and jump into the market. The answer apparently is that they are both watching and waiting; when projection television is able to deliver a bright enough picture for

\$2,000, they probably will be there.

Looking ahead, some steps toward those goals are about to be taken. Kloss Video Corp., Cambridge, Mass., says that American and Japanese manufacturers are showing interest in producing under license its bright three-tube Schmidt system. Meanwhile, Kloss itself says it is ready to turn out 30,000 sets of tubes annually. Another three-tube system, with an $f1$ lens from U. S. Precision Lens Co., Cincinnati, and monochrome tubes from Clinton Electronics Corp., Rockford, Ill., could come in at a reasonable price and offer brightness of 60 to 80 foot-lamberts.

Advent Corp. of Cambridge, Mass., one of the early manufacturers of projection systems, is replacing its model 750 with the 760, a two-piece, three-lens affair designed to sell for \$3,300.

Finally, the newest system of them all to attract attention is the Aqua Beam system developed by Arthur Tucker, president of both Electronic Systems Products Inc. and Big Picture Inc. in Titusville, Fla. It uses a single projection lens and three 9-inch monochrome tubes that feed into dichroic mirrors with a fluid optical system. A high-resolution unit designed to be used with video cassette recorders by disothèques will sell for about \$5,600; first consumer units will cost \$2,800.

Shrinking the prices of VCRs

Aside from such developments, and predictions about whether the consumer will part with thousands of dollars to see larger athletes, Love Boats, and Charlie's Angels, engineers at consumer electronics companies have been concentrating on getting prices down. The need to do so is particularly urgent in Japan, where the climbing value of the yen vis à vis the dollar has seen American prices of products made in Japan soar comparably. Since it takes years to build a plant in the U. S., such developments as the Victor Co. of Japan's low-cost Vidstar color camera to use with home VCRs present bright hope for the future. Designed to retail in the \$700 range, the camera compares with Toshiba's \$1,000 model and even more expensive ones from Hitachi and Victor itself.

Sony Corp. is taking a different route for its latest home camera—charge-coupled devices. Tentatively due to hit the market next fall, the camera uses three CCD sensors for the primary colors and has a total of 111,192 picture elements—226 horizontal and 492 vertical. What's more, Sony claims to double horizontal resolution through use of a spatial offset technique. What remains now is to get the camera's sensitivity to match that of vidicon versions and to bring its price down to the \$1,000 mark. Toshiba Corp., too, is working on a CCD camera—but its model uses just one array. Its CCDs will have 512 vertical and 340 horizontal elements. The firm plans to introduce a broadcast version of the camera early in 1980, but work still must be done to get the price down to the home VCR level.

Japanese technology also is reducing the number of ICs in big-ticket items, such as VCRs. Hitachi researchers have developed an advanced and simplified signal system

for the VHS-format VCR aimed at reducing the number of parts to 450 from 1,400. They use seven large-scale ICs: three for luminance, three for chrominance, and the seventh to deal with the precision servo system.

The Japanese are even working on video disk systems—remember them? Sony Corp. researchers have developed an optical system in which the disk rotates at 900 revolutions per minute instead of the standard 1,800 rpm, thus breaking through the half-hour barrier with a disk that can play an hour on each side. Such developments keep video disk recording alive, but don't look for such systems to make a big splash commercially in the next few years.

Television is still king

Until the prices of such relatively exotic playthings as VCR and projection TV come down, the anchor of the consumer electronics industry is still television. And microprocessors will be making their way into the set more often in the next few years. Typical is National Semiconductor Corp.'s MTC—for microprocessor-based, software-defined television controller—developed at the Santa Clara, Calif., company's labs in West Germany. It controls channel selection and search tuning and offers display of channel, date, and time through a digital-to-analog converter and 256 bytes of complementary-metal-oxide-semiconductor random-access memory. The system permits the viewer to get the various information-display options available in Europe—Videotest, Antiope, Viewdata, and the like—and thereby serve in effect, with a second microprocessor, as a home computer.

Also in Western Europe, where digital tuning and infrared remote control have been standard on receivers for some years, designers are looking to new technologies to enable them to push more features into the sets. Now they have seen the future and it looks like digital tuning based on frequency synthesizers. Companies with chips to do the job on the market or close to it are the Netherlands' Philips, West Germany's Siemens and Intermetall, and Motorola Semiconductor in Geneva.

In the U. S., the most recent innovation in television receivers was last year's development by General Electric of automatic color control based on the external, vertical-interval-reference signal. Now comes the refinement of VIR circuitry, beginning with a large-scale IC for line recognition and signal processing from Fairchild Camera and Instrument Corp., Mountain View, Calif. And Japan's Matsushita Electric Industrial Co. will have in its new sets an IC that uses VIR to control color saturation. The chip will go into Panasonic sets from parent Matsushita and Quasar receivers from its U. S. subsidiary; it also will be sold to other manufacturers. The circuit needs only about 60 peripheral parts and requires no assembly-line adjustments.

For wristwatches, something big may have been started this year when Texas Instruments introduced its electronic timepiece with a display of liquid-crystal hands. The watch face contains 120 elements connected using a multiplexing technique that employs just 26

Here is absolutely the best PC connector catalog you can get your hands on.



There's no point in being modest about the thing. This is the clearest, most straight forward, easy-to-use PC connector catalog in the business.

It helps that it is also your guide to one of the broadest lines of PC connectors offered by a single manufacturer. We have more basic designs in more depth, with more options than anyone.

But our line is only as good as your ability to get to it. And so we've spent time and effort to make sure our catalog lets you do just that.

It's logically organized—first by contact centers and then by type of terminations.

Everything on each connector series is shown on a single spread. No flipping back and forth.

You spend your time solving your design problem—instead of trying to solve our catalog.

Use the coupon and get your free copy.

Quick delivery of connectors Our distributors keep a large inventory of standard Viking connectors. If you need connectors in a hurry, chances are they're only a phone call away.

O.K. Send me

- your latest PC connector catalog.
- the name of your nearest rep./distributor.

NAME: _____ TITLE: _____

COMPANY: _____ PHONE: _____ EXT: _____

ADDRESS: _____

CITY: _____ STATE: _____ ZIP: _____



Viking

CONNECTORS

Viking Industries, Inc.

21001 Nordhoff Street, Chatsworth, CA 91311, U.S.A./ (213) 341-4330/TWX 910-494-2094

CREATIVE ARCHITECTURE



In the future microcomputers will help extend architecture beyond our most extravagant visions. Buildings will actually be computers that are sensing, monitoring and controlling environments to an unprecedented degree of comfort and safety. Even today the possibilities are only limited by our imagination.



CREATIVE FLEXIBILITY

Creative Micro Systems manufactures a line of general purpose microprocessor support modules. These M6800-based devices are pin and outline compatible with the industry standard EXORciser* and Micromodule* bus. Original Equipment Manufacturers can benefit by the use of these modules as the building blocks for end products. Their flexibility and adaptability has been proven by applications in data acquisition, data communication, materials testing, process control and agriculture.

*Trade Mark of Motorola, Inc.

BEST OF BOTH WORLDS

Concentrate on the best solution for your product needs. Creative Micro Systems can provide the best hardware devices. Add the appropriate software and watch a unique personality develop for your application.

BUILDING WITH CMS

Start building with our 9600 MPU Module—a complete microcomputer system on a single board. It features the MC6802 processor, 6K of EPROM, 1.1K of RAM, 40 lines of parallel I/O, two full duplex serial I/O channels with BREAK detect, three 16-bit programmable timers, and a power failure protect/restart circuit.

If your requirements are more extensive the 9600 is supported by a variety of memory and I/O devices. The 9626 8K static RAM, the 9620 16 port parallel I/O, the 9650 8 port duplex serial I/O, the 9640 multiple programmable timer, the 96702 32 point contact closure and the 9610 utility prototyping board are all available now.



The line is fully supported with a card cage, mother boards, power supplies and accessories.

THE OEM ADVANTAGE

Original Equipment Manufacturers who specify Creative Micro Systems modules have found that system design is simpler, fabrication and testing is faster and costs are lower and more predictable. You can even compute in-place costs from our specifications and take advantage of immediate delivery. And our commitment doesn't stop here. New modules and subsystems are continually being announced to meet the requirements of advanced systems of the future.

The next time you feel creative give us a call. We'd like to supply your building materials.



Creative Micro Systems

6773 Westminster Ave.
Westminster, CA. 92683
(714) 892-2859



Circle 216 on reader service card

contacts. The device also has a programmable logic array built with integrated injection logic, allowing the 154-by-268-mil chip to sport a built-in voltage regulator. The watch will compete with both conventional- and digital-face watches, even though its initial price is \$275 to \$325. But TI is confident that it will have models in stainless-steel cases selling for less than \$50 next year.

Auto makers continue to look to electronics

Pushed by tough Federal legislation requiring better fuel economy and cleaner exhaust emissions, the automotive industry continues to seek the help of electronics. On-board microprocessors are the only available technology able to control an engine precisely enough to make it both cleaner and more efficient. Here is what Detroit plans for its 1979 products.

Ford Motor Co.'s LTD and Mercury Marquis will introduce the EEC-II system, which controls spark timing, exhaust-gas recirculation rate, and air/fuel ratio, based on inputs from seven sensors (crankshaft position, throttle position, barometric pressure, manifold absolute pressure, exhaust-gas oxygen, exhaust-gas-recirculation valve position, and engine coolant temperature). At its

heart is a 12-bit Toshiba custom microprocessor.

General Motors Corp.'s C-4 (computer-controlled catalytic converter) engine control system, which made its debut last year in some California models, will continue to appear on more models in California until 1981, when it will go nationwide. The C-4 system basically keeps the air/fuel ratio extremely close to stoichiometric conditions, thus maximizing the efficiency of the three-way catalytic converter. System components include an electronic control module containing a Motorola 6800 microprocessor (GM's Misar spark-timing control module uses a Rockwell chip), an electromechanical carburetor, coolant-temperature and oxygen sensors, and the catalytic converter. But engine control is only one application of electronics on wheels. Hard on the heels of GM's success with its Cadillac Seville trip computer, Chrysler Corp. will introduce a similar unit, using a Mostek 3870 microprocessor, in 1979 trucks.

Beyond 1979, the Big Three are looking for improved reliability, inexpensive transducers, "fail-soft" capability, and feasible on-board diagnostic circuitry. And although research and development continues, radar-based control and safety systems are way down the pike.

PROFILE

He helped viewers tune in

Advances in television receiver design generally stem from the engineering talents of two teams, not one person, and generally it's the group at the components producer that develops the basic concepts for the set maker's engineers to apply.

An exception to both rules is Hans Mangold, head of TV Development at West Germany's Grundig AG. By recognizing the potential of certain techniques long before others, Mangold has helped his Nuremberg-based company become Europe's technological front runner in TV design and West Germany's undisputed leader in color TV sales, with an estimated market share of 25%.

Mangold, 55, joined Grundig straight out of Munich Technical University in 1950. After a stint designing radios, his first major accomplishment in TV engineering was to develop transistorized tuners. His second notable achievement in the 1960s, was to help pioneer variable-capacitance diode tuning.

Diode tuning, Mangold notes, not only simplified receiver design but also "provided the platform for the further advance of electronic control techniques"—notably digital techniques and the replacement of analog with digital memories in 1972. That was the year when Texas Instruments Inc. began supplying integrated circuits to Grundig. "Working with that company was quite an experience," Mangold says. To get TI engineers, accustomed as they were to industrial and military component specs, to "think consumer" was not always easy, he notes. But he is quick to add that working with TI was, and still is, "highly beneficial to us."

TI also made the devices needed to implement Mangold's and his fellow designers' idea for a voltage synthesis method for station searching and selection. That came in 1975, a year that also saw Grundig introduce the

infrared remote control method later adopted by most other West German set makers.


Besides pushing new tuning and control concepts, Mangold has helped streamline receiver production. He came up with the printed coils that Grundig made in house and began using in volume in 1964. Later he helped his firm become the first in Europe to use an IC incorporating the complete video intermediate-frequency stage, and in 1972 he introduced modular design on a large scale. Last year he persuaded Siemens AG to come out with surface-wave filters at reasonable cost.

To Mangold, a soft-spoken and amiable man, electronics is both work and hobby. "It's on my mind day and night," he says. Until this year, he oversaw both TV and video cassette recorder development at Grundig. But now that TV design has reached a certain plateau, he is devoting all his time to VCR activities.

John Gosch



New From Vitramon, Incorporated



VHF/UHF and Microwave Chip Capacitors

Vitramon, Incorporated is now offering two new series of "VEE JEM" Chip Capacitors — designed exclusively for applications in both the VHF/UHF and microwave frequency ranges.

The VHF/UHF series features a guaranteed minimum "Q" over its operating range of 30 MHz to 1 GHz.

The VHF/UHF components are measured for quality factor by the tuned transmission line method — the most accurate way to provide repeatable data that can be correlated with your own measurements.

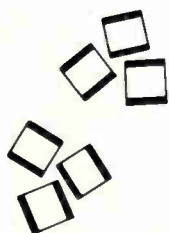
The *Microwave Chip Capacitors* are characterized to 4.2 GHz and designed

for coupling, by-pass and DC blocking applications.

Unlike other microwave chip capacitors, these characterized units provide the engineer with a true measure of insertion loss across the 0.4 to 4.2 GHz range. Data is measured — not extrapolated.

If you're paying too much for chip capacitors in the VHF/UHF frequency range — or guessing at your losses when you specify chips above 1 GHz — please give us a call.

We have the chip capacitors that will solve your problems.



Vitramon®

Vitramon Limited (London)
Vitramon GmbH (Stuttgart)
Vitramon France S.A.R.L. (Paris)

Vitramon North America
Division of Vitramon, Incorporated
Box 544, Bridgeport, Conn. 06601
Tel: (203) 268-6261

Vitramon Pty. Limited (Sydney)
Vitramon Japan Limited (Tokyo)
Vitramon do Brasil (Sao Paulo)
QCI Corporation (Farmingdale, N.J.)

Compare the advantages of SEMTECH HIGH VOLTAGE MONOLITHIC CERAMIC CAPACITORS with the others!



Ideal for High Voltage High Density Power Supplies

We have a high density high voltage monolithic ceramic capacitor that meets present day equipment design criteria. These capacitors feature higher volumetric efficiencies and voltage stability over wider temperature ranges.

Surge Current Capabilities

In addition to high voltage the inherent design offers higher surge current handling capabilities than previously available in ceramic monolithic capacitors of similar size.

"GOLD CAP" Radials

Construction: Monolithic radial leaded and dip coated
Voltage: 1, 2, 3, 4 & 5 KV
Capacitance: 18pF to .39 μ Fd.
Dimensions: (Body) From .40"L x .35"H x .25"T to .80"L x .75"H x .35"T

"MONO" Chips

Construction: Monolithic with end terminations
Voltage: 1, 2, 3, 4 & 5 KV
Capacitance: 18pF to .39 μ Fd
Dimensions: (Body) from .25"L x .20"W x .15"T to .65"L x .60"W x .25"T

Semtech high voltage ceramic capacitors are available in both NPO and X7R dielectric types in quantity from stock. Priced low enough for use in commercial applications.



652 Mitchell Road, Newbury Park, California 91320
(805) 498-2111 • (213) 628-5392 • TWX: 910-336-1264
CHICAGO: (312) 352-3227 • DALLAS: (214) 661-2217
FLORIDA: (305) 644-5404 • MARYLAND: (301) 937-0070
NEW YORK / NEW JERSEY: (201) 964-9365
SAN FRANCISCO: (415) 494-0113 • SEATTLE: (206) 455-4807
CANADIAN SALES: Avotronics, Ltd. (416) 493-9711
EUROPEAN SALES: Bourns AG Zug, Switzerland (042) 232-242

Circle 219 on reader service card

CHRONOLOGY

October 1977

- National Semiconductor introduces its 2900 4-bit-slice processor. Device, built with emitter-coupled logic, is 20% faster than Advanced Micro Devices' original part. *Oct. 13, p. 34*
- Mobil Tyco Solar Energy Corp. develops a process for growing 3-in.-wide continuous ribbons of silicon from a melt. The process is aimed at solar cell production. *Oct. 27, p. 41*

November 1977

- Beckman Instruments announces the first d-a converters to combine microprocessor compatibility and low power dissipation: the 12-bit C-MOS 7545/7546. *Nov. 10, p. 26*
- Digital Equipment Corp. announces its first 32-bit minicomputer, the VAX-11/780. *Nov. 10, p. 36*
- Rockwell International's Collins Group is first to quality data-encryption chip that meets the U. S. National Bureau of Standards' Federal data-encryption specifications. *Nov. 10, p. 42*
- Honeywell develops automatic-focusing module with analog IC as its core; incorporated into the Konica C35AF, it contributes to a completely automatic camera. *Nov. 10, p. 40*
- Signetics introduces the 5030 and 5031, two a-d converters using a new triple-slope conversion technique. They are the first monolithic converters to be built using a low-power Schottky process. *Nov. 24, p. 44*

December 1977

- Sandia Laboratories produces thick-film hybrid circuits that survive 300°C. *Dec. 8, p. 36*
- IBM builds 1,024-bit yttrium-iron-garnet bubble lattice memory. *Dec. 8, p. 40*
- Bell Laboratories reports excellent results of eight-month field trial of fiber-optic telecommunications system in Chicago. *Dec. 22, p. 43*
- French Laboratoire d'Electronique et de Technologie de l'Informatique builds 128-by-128-element LCD on a 6.4-mm² matrix for videophone use. *Dec. 22, p. 55 or 3E*

January 1978

- Fairchild ships 9440 16-bit I²L microprocessors that execute instruction set of Data General's Nova minicomputers. *Jan. 5, p. 56*
- RCA shows first high-quality video camera to use CCDs. *Jan. 19, p. 33*

February 1978

- Data General unveils its Eclipse M/600 minicomputer, which utilizes a mainframe-style I/O scheme, enabling throughput of 16-bit minis to rival that of some 32-bit machines. *Feb. 2, p. 40*
- Communications Transistor Corp. announces first V-MOS field-effect transistors, which enable 100-W operation in the vhf portion of the rf spectrum. *Feb. 2, p. 131*
- IBM builds 2-kilobit RAM with Josephson-junction memory cells. *Feb. 16, p. 43*
- Hitachi uses polyimide resin for insulating layers in linear ICs, enabling fabrication of denser chips. *Feb. 16, p. 48*
- Intel announces the 8086 16-bit microprocessor. *Feb. 16, p. 99*

March 1978

- Fujitsu offers first 64-K dynamic RAM. Unit, which uses +7- and -2-V supplies, is built with 2- μ m polysilicon gates. *March 2, p. 33*
- Robert Widlar, father of 741 op amp, designs linear bipolar circuits for National Semiconductor that operate from 1-V supply. *March 2, p. 39*
- Stanford University combines an insulated-gate triac with MOS components on the same piece of silicon, creating Trimos devices—fast, high-current solid-state switches. *March 2, p. 42*
- General Electric produces a nickel-cadmium cell in a dual in-line package. *March 16, p. 41*
- Texas Instruments develops scanning laser to sense wafer defects. *March 16, p. 48*
- Fairchild and Motorola bring out standardized ECL gate arrays. *March 30, p. 39*
- Honeywell Information Systems scraps its 66/85 large-scale computer after finding problems with its current-mode logic. *March 30, p. 46*
- ILC Data Device Corp. makes the first hybrid a-d converter to break the 2- μ s time barrier for conversion. *March 30, p. 115*

April 1978

- Shugart Associates utilizes Winchester technology to make a 14.5-megabyte hard-disk drive priced under \$1,500. *April 13, p. 43*
- Hewlett-Packard combines microprocessor technology and fractional-N synthesis to increase spectrum analyzer's accuracy. *April 27, p. 107*

May 1978

- Rockwell International announces the 6500/1, a one-chip version of its 8-bit 6500 microprocessor family. Chip is its first successful n-channel device. *May 11, p. 40*
- National Semiconductor introduces its IBM-compatible System/400 and is joined by Two Pi Co. with its V32. *May 11, pp. 81, 228*
- Intel 8022 is first 8-bit microcomputer with on-board a-d converter. *May 11, p. 183*
- Philips readies 11-cm-diameter, one-hour stereo disk that is played back by optical means using a laser diode in the pickup arm. *May 25, p. 33*
- Standard Microsystems Corp. develops Clasp (Coplamos large-stage programmable) process, which greatly speeds turnaround time of ROMs compared with standard metal-mask process. *May 25, p. 39*
- Nippon Telegraph and Telephone develops a single-fiber connector for optical fibers. *May 25, p. 40*
- Magnuson Systems Inc. joins the competition in the IBM-compatible mainframe arena with the introduction of its M80 computer. *May 25, p. 93*

June 1978

- Philips develops Schottky-clamped I²L device with 3.5-ns gate delay and 400- μ A gate current. *June 8, p. 41*
- Alpha-particle radiation is shown as a source of soft errors in CCD memories and dynamic RAMs; causes snag in development of dense memories. *June 8, p. 42*
- Zehntel Inc. produces in-circuit tester using signature analysis that tests digital LSI and MSI parts on pc boards. *June 8, p. 240*
- P-MOS chip from Texas Instruments, used in low-cost children's spelling aid, is first to synthesize speech from contents of a ROM. *June 22, p. 39*

July 1978

- Hewlett-Packard bolsters top of its computer line with the 3000 series III and unveils its first business computer, the HP-250. *July 6, p. 33*
- IBM generates 1- μ m light bubbles, analogous to magnetic bubbles, in magnesium-doped zinc-sulphide thin film. *July 6, p. 33*
- Texas Instruments announces first 16-K static RAM. *July 20, p. 39*
- AT&T reveals its plans for a switched data-communications service. *July 20, p. 41*

August 1978

- Nippon Telegraph and Telephone's lab develops X-ray lithography system with alignment accuracy of $\pm 0.1 \mu\text{m}$. *Aug. 3, p. 69*
- Europe conducts its first trial transmissions of digital TV signals via satellite. *Aug. 3, p. 70*
- First 16-K pseudo-static RAM (dynamic cells with on-chip refresh counter circuits) is readied by Mostek. *Aug. 17, p. 33*
- Texas Instruments announces first commercial quarter-million-bit bubble memory chips. *Aug. 17, p. 39*
- Intel introduces its iSBC 80/30 single-board computer with dual-port RAM. *Aug. 17, p. 109*

September 1978

- Single 5-V 64-K dynamic RAM is unveiled by Texas Instruments. *Sept. 14, p. 39*
- Sperry Univac develops first commercially licensed C-band system for satellite data communications to use 5-m-diameter antennas. *Sept. 14, p. 46*
- Rockwell International announces quarter-million-bit bubble memory with driver, support, and peripheral products. *Sept. 14, p. 161*

**Our system
emulates the 8080 and
the 8085. The Z80.
The 6800. The TMS 9900.
And that's just
for openers.**



Because who has time to learn a new system when a better chip comes along?

Prototype control probe runs prototype hardware and software under control of the microprocessor lab while you maintain access to program activity.

JOB AFTER JOB, OUR SYSTEM STAYS WITH YOU.

We know time spent learning equipment is best spent on equipment that's going to stay around.

That's why we engineered the first development lab for designers like us who work with major microprocessors.

Now you can work with two or more chips. Without depending upon a single chip vendor. Without buying and learning an entirely new system.

THE BEST IDEAS

Our features are the kind of ideas you'd probably engineer for yourself... the kind of system you get from a chip user, not a chip vendor.

DISC BASED SYSTEM

Includes text editor, macro relocatable assembler, debugging software and file management utilities, to help simplify software preparation and debugging.

REAL TIME PROTOTYPE ANALYZER

This invaluable option lets you easily track down timing or program



logic problems by dynamically monitoring the microprocessor bus in real time.

UNCRASHABLE ARCHITECTURE

Separate system and emulator processors and memory protect the operating system software should your program fail while emulating the target microprocessor.

PARALLEL DEVELOPMENT INTEGRATED TESTING

Hardware and software engineers can test, trace, and debug independently up to the point of integration. Then they can work together, productively.

If you're concerned about how you spend your time, take a close look at a design lab you can use time and again... even when a better chip comes along.

Contact your local Tektronix Sales Office, or write or call Tektronix, Inc., P.O. Box 500, Beaverton, OR, (503) 644-0161. In Europe, Tektronix, Ltd., P.O. Box 36, St. Peter Port, Guernsey, Channel Islands.

Tektronix
COMMITTED TO EXCELLENCE

Tektronix
microprocessor
development labs.

Designed by
people on your side
of the bench.

For literature please circle #222
For demonstration please circle #223
For fast reply, call (800) 547-1512
(in Oregon, collect 694-9051)

New Developments from SYSTEMS...

The SEL 32/30



Until now, you've either had to forego 16-bit pricing to get 32-bit performance, or you've had to give up 32-bit performance just to keep the budget in line.

No longer. Now you can invest in a full-blown 32-bit computer and pay no more than you would for a 16-bit computer. And not have to worry about insufficient power for future needs.

The SEL 32/30 is the smallest of the SYSTEMS hierarchy

of 32-bit computers. But don't let its small size fool you. This MAXIBOX is big in performance and throughput, ideally suited for scientific or process control applications such as telemetry, simulation, industrial or laboratory automation. And it costs you no more than a 16-bit computer.


The SEL 32/30 is value-engineered for the OEM. It is a single chassis, fully integrated system that is upward compatible with the entire SEL family of 32-bit computers. So even if you start with a minimal investment,

it will continue to pay off as your customers' applications expand.

If power and performance are what you need, and budget is a definite consideration, talk to us. We'll make sure that when you invest in a SEL 32/30 MAXIBOX, more dollars will flow to your bottom line.

Call us. We're easy to talk to.
(305) 587-2900
6901 West Sunrise Boulevard
Ft. Lauderdale, Florida 33313.

MOS MAXIBOX.™



SYSTEMS

ENGINEERING LABORATORIES
Circle 225 on reader service card

M&T protects some of the great American Institutions.

A Visit to Grandma's. Protected by M&T specialty adhesives.

Today, a visit to Grandma's is likely to mean a jet flight.

And when the kids look out the window to see Grandma waving from the arrival gate, FURANE* and URALANE* urethane adhesives made by M&T are helping to hold that window in place. Our EPIBOND* epoxy adhesives helped to secure the overhead storage compartment. Even the galley and the food and beverage carts the flight attendants use to serve you are bonded using M&T products.

Not to mention the protection you don't see—M&T technology has helped the aircraft and aerospace industries to keep inner and outer construction reliable and safe by supplying an extensive line of urethane and epoxy formulations.



*ALSTAN, aquaMeT, COPPER-LUME, EPIBOND, FURANE, THERMOGUARD and URALANE are trademarks of M&T Chemicals Inc. © M&T Chemicals Inc. 1978

Late night TV.

Protected by our acid copper plating.

Thanks to the late, late show, America's millions of insomniacs can rely on something a lot more entertaining than counting sheep.

And thanks to M&T, manufacturers of printed circuit boards can rely on our COPPER-LUME* PC process to protect the reliability and integrity of their circuits.

With COPPER-LUME PC, they're assured of uniform plating to prevent cracking and breaking. Extra protection in the holes, where cracking is most common. And extra protection during soldering to resist thermal shock.

Our other plating innovations protect some great institutions, too. Like our ALSTAN* 80 process for preplating aluminum car bumpers, so car buyers can enjoy shiny bumpers and lower gas consumption. If you're involved in plating on other metals or plastics, we can deliver some innovative solutions for you, too.



The Camping Trip.


Protected by our waterborne coatings.

Anybody who goes camping knows that your station wagon can fill up with a lot more gear than you thought you'd ever need to rough it.

And anybody who knows station wagons realizes that, unless you have the right protection, an uncarpeted deck can get pretty roughed up from sliding gear across it.

That's why M&T came up with aquaMeT* waterborne organic coating, to offer car manufacturers a nonpolluting thick paint system for total scratch-resistant protection with *just one coat*.

And when the beer and soft drinks come out around the fire, remember that M&T supplies a complete line of inks, coatings, compounds, and sealants to some of the world's largest can producers.



The Blow Dry.

Protected by our flame-retardant additives for plastics.

Where would people be without their blow driers, to face the world with every hair in place (or carefully windblown)?

And where do hot comb manufacturers get the flame retardants to keep the plastic safe?

From M&T. Supplier of the THERMOGUARD* line of anti-mony-based flame retardants including the flame retardant that gives you such a constant price advantage, you'd think we named it after your accountant—THERMOGUARD CPA.

So if you make plastics that have to be made flame retardant—for any application at all—remember the company that protects the appliances that come closest to people.

For more information on how M&T can help you protect the institutions that are nearest and dearest to you, write to our Director of Corporate Communications, M&T Chemicals Inc., Rahway, N.J. 07065, or call (201) 499-0200. And use our great competitive edge to your profit.



M&TTM

CHEMICALS INC.

Protecting American Institutions since 1908.

PLATING CHEMICALS • ORGANOTIN AND SPECIALTY CHEMICALS • COATINGS AND INKS • FUNCTIONAL PLASTICS



When Joe Bruno heard we were famous for our custom work, he brought us his '57 Chevy.

Sorry Joe. It's custom MOS/LSI.

Chances are that in the fifties you were into custom cars too—who wasn't? But today you're designing systems, and custom means MOS/LSI.

If you're presently in production or breadboarding a system with discrete components and a batch of SSI and MSI integrated circuits, our high-density MOS processes will usually enable us to put your whole system on ONE CHIP at great cost savings. We've got high-voltage P-MOS technologies, as well as C-MOS capability. But, where we really shine is in our high-density n-channel silicon-gate COPLAMOS® technology, which virtually all our customers are now specifying for their high-performance, low-cost custom requirements. If you also need quick turn-around on mask-programmable options and

patterns, we can combine COPLAMOS® with our most recent technological breakthrough CLASP™ (which stands for COPLAMOS Last Stage Programmability) to provide the solution.

Standard Microsystems is a total-capability supplier—all design engineering, wafer processing, assembly, and test is performed in our modern, Hauppauge, New York facilities. Our processes are usually compatible with current state-of-the-art processes used throughout the industry. Not only can we start your design from scratch, but we can enter the custom cycle at any point. If you have masks, we can process wafers, generate test procedures, assemble devices and final test.

So, the next time you have a need in the custom area, just peel out to Standard Microsystems and tell 'em Joe sent ya.



STANDARD MICROSYSTEMS CORPORATION

35 Marcus Boulevard, Hauppauge, New York 11787 (516)273-3100 TWX: 510-227-8898

The largest manufacturer of MOS/LSI data communication circuits

Circle 228 on reader service card

World Radio History

Memory tester runs at 25 MHz

Automatic unit can check out 4-K static RAMs
with 40-ns cycle times; maximum skew error is 1.5 ns

by Larry Waller, Los Angeles bureau manager

With present automatic test equipment unable to keep pace with ever-faster random-access memories, the stage is set for another generation of testers in this competitive business. Apparently beating the ATE pack is Macrodata Corp.'s true 25-MHz machine—meaning it can fully exercise such devices as a 40-ns-cycle-time 4,096-bit static RAM. The firm shipped its first M-1 memory tester late last month to a customer it would not identify, but which industry sources say is volume memory-maker Intel Corp.

"The issue is sheer 25-MHz speed and nanosecond timing accuracies," says Jack G. Salvador, executive vice president and general manager. "Our M-1 tester can make accurate measurements of 40 ns on the 4-K metal-oxide-semiconductor RAMs without guessing. The 10-12-MHz testers that are state-of-the-art today can't do it."

Making do. What Salvador refers to is a make-do situation in which memory manufacturers and users find themselves. Many new devices are faster than their test equipment, which mostly dates back four to five years. To get around this, they make a time measurement at less than the all-out cycle time, then mathematically extrapolate to an implied clock rate.

Besides the 40-ns 4-K RAM, the Macrodata tester can handle larger static RAMs (16,384 and 65,536 bits) at 20-MHz clock rates and 50-ns cycle times. At 25 MHz, its capability also can accommodate transistor-transistor-logic and emitter-coupled-logic RAM testing, along with dynamic RAMs that have cycle times somewhat slower than static devices.

In all-important timing characteristics, the machine has 1.5-ns maximum skew error and edge-placement error of less than 1 ns, Macrodata claims. In calibrating the unit, a critical point with the ATE gear, a self-calibration in software allows "it to be done by a technician, rather than an engineer, by typing in a keyboard instruction," Salvador says. It stays in calibration for days, he claims.

Inside drivers. Salvador says the M-1 breaks new ground with its method for interfacing with the memory device under test. Present testers, for the most part, have to place driver electronics outside the console, next to the device itself, to get accurate test signals. To get around this cumbersome arrangement, Macrodata has designed a hybrid comparator package that allows measurement and error processing at the end of a cable connected to internal drivers.

The M-1 tester kicks off an entire second-generation family, says Salvador, with new machines for other large-scale-integrated devices planned during the next year or so. While he will not be pinned down to giving schedules for microprocessor testers, he observes that "major portions of the M-1, such as the 64-channel test head, timing base and computer supervision, obviously are compatible" with microprocessor testing.


Macrodata's price is \$110,000. So far, only four prospective buyers have been permitted to see the M-1, but there already is a backlog and 120-day delivery. It will be shown at the Institute of Electronic and Electrical Engineers' 1978 test conference, from Oct. 31 to Nov. 2, at Cherry Hill, N. J.

Macrodata Corp., 21135 Erwin St., P. O. Box 1900, Woodland Hills, Calif. 91365. Phone (213) 887-5500 [338]



Motorola

#1 The
CMOS
Leader



Now there's a "Better" reliability program covering CMOS for industrial applications.

Motorola's "Better" program plugs the gap between standard commercial grade integrated circuits and costly military type hi-rel product. Motorola CMOS is now a major participant in the program.

The high quality and reliability of Motorola's standard CMOS is well recognized. There are

times, though, when your project requires documented reliability at moderate cost.

The "Better" program meets this requirement. It's a quality enhancement and reliability program which provides the necessary proof of reliability and quality for standard product.

Three levels of "Better" extra processing.

Each of the three levels of extra processing in the "Better" program is intended to meet differing user needs at nominal cost. As a total program, "Better" is designed to:

- Eliminate the need for incoming inspection
- Eliminate the need for expensive, time-consuming independent testing
- Reduce infant mortality and field failures
- Reduce equipment service calls and downtime
- Reduce system rework
- Save time and money
- Increase end-user satisfaction.

In addition to the stringent in-process controls, quality inspections, and outgoing quality inspections of Motorola standard commercial CMOS, the three "Better" levels add: Level I — 100% temperature cycling per MIL-STD-883, and 100% high temperature functional test @ +100°C; Level II — 100% burn-in to MIL-STD-883 test conditions equivalent to 160 hours @ +125°C, and 100% post burn-in DC parametric test @ 25°C; Level III — Levels I and II combined.

Over 125 CMOS functions are now listed in "Better," Level II, with most available in both plastic and ceramic packages. "Better" Level I and Level III CMOS is available on a factory consultation basis.



For "Better" program details, inquire at your Motorola sales office or write Motorola Semiconductor Products Inc., P.O. Box 20912, Phoenix, AZ 85036, or circle the reader service number.



MOTOROLA
Semiconductor Group

High productivity and lifestyle: get both in Corpus Christi.

Texas stands third among all the states in productivity per worker. And Corpus Christi workers add more value to the products they make per wage dollar than the average worker of any state.

But high productivity is just one of the reasons for locating your next plant here; others are equally compelling.

- Texas has the nation's highest ranked business climate.*
- You pay no state income taxes, either corporate or personal.
- Average unemployment insurance tax rate is third lowest in the nation. Living costs are among the lowest in the country.

The most persuasive factor may well be the terrific quality of life in Corpus Christi. Semi-tropical climate (average temperature, 71.2°). Sunshine, surf and palm trees. Year-round outdoor fun in a sportsman's paradise.

Want to know more? Get all the facts by calling (512) 883-5571, or mail the coupon below.

*From a study by the Fantus Company, internationally recognized plant location consultants.

Please send me more information on industrial sites and the Corpus Christi area.

Name and Title _____

Company _____

Street _____ City/State _____ Zip _____

Brodie Allen, Director
Corpus Christi
Industrial Commission
P.O. Box 640- MA
Corpus Christi, Texas 78403.

Corpus Christi

Sparkling City-by-the-Sea

Corpus Christi Industrial Commission (512) 883-5571

**Available now for sale or lease: buildings ranging up to 50,000 square feet.
Long-term financing can be arranged.**



Formula for memory metamorphosis



High-speed Static NMOS memory from EMM

Are you condemning your system to dynamic memory speeds? It's time to move up to high-speed static NMOS memory technology.

The EMM MICRORAM 3420 is your formula. It contains 32K by 21 bits of memory on a single pluggable module. Yet it accesses in 200 nsec, and cycles in 300. And it incorporates a Late Data Control! which allows a delay in the execution of a write cycle pending the arrival of data.

The 3420 saves power, too. Typically it draws less than 30 watts in standby, less than 40 watts in operate mode. System design is very simple, as the static RAMs require no charge pump or

refresh circuitry. And they don't generate soft-bit errors, so reliability is much higher than with dynamic RAM systems.


Other versions of the MICRORAM 3400 Series are available in 16 to 22 bit configurations, 8 to 32K capacities, and access times as low as 180 nsec.

Transform your system from sluggish dynamic to reliable high speed static NMOS memory. Call or write today for full technical details as well as price and delivery information.



EMM CSD The OEM Systems Division of Electronic Memories and Magnetics Corp.
12621 Chadron Ave., Hawthorne, Calif. 90250 • (213) 644-9881

THE FAST



HI-5610
85ns

HI-5612
150ns

HI-562
200ns

STACK.

Now..Harris offers the most advanced family of high-speed D/A Converters in the industry.

Recently Harris introduced the HI-562. The first D/A Converter to combine high-speed performance with true 12-bit accuracy.

Now we've outdone ourselves. With two new high-speed models. The HI-5610, 10-bit. And the HI-5612, 12-bit. The most advanced line of high-speed, high-performance D/A Converters in the industry today.

- Faster, more accurate than any existing monolithic circuit.
- Less expensive, smaller than competing hybrids and modules.
- With laser-trimmed nichrome resistors for added accuracy and stability.

Now Harris provides you with a prime source to meet your most demanding data conversion design needs: A/D converters, CRT graphic displays, process control systems, precision instruments, data acquisition systems or communication terminals.

Need speed? The new HI-5612 is the fastest 12-bit D/A Converter on the market today.

Want superior performance? These devices are the only fast D/A converters to have feedback and gain setting resistors included internally.

And now, we give you economy, too! The HI-562 is available at a new low price, making it price competitive with run-of-the-mill devices that can't touch it performance-wise. Whichever you choose, you get fast settling time, excellent linearity, low gain drift, and each device is fully monotonic over temperature.

Available in 24-pin DIP, all three models operate on +5V and -15V supply voltages and +10V reference.

Check out our new fast stack...then call the Harris Hot Line today. Or write: **Harris Semiconductor Products Division, P. O. Box 883, Melbourne, Florida 32901.**

	HI-562	HI-5612	HI-5610
Bits	12	12	10
Settling Time to $\pm 1/2$ LSB	200 ns typ	150 ns typ	85 ns typ
Differential Linearity (0-75°C)	$\pm 1/2$ LSB max	$\pm 1/2$ LSB max	$\pm 1/2$ LSB max
Low Gain Drift (0-75°C)	± 5 ppm/°C	± 5 ppm/°C	± 5 ppm/°C
Output Current	5 mA	5 mA	5 mA

HARRIS HOT LINE!
1-800-528-6050, Ext. 455

Call toll-free (except Hawaii & Alaska) for phone number of your nearby Harris sales office or expedited literature service.


Harris Technology
...Your Competitive Edge



HARRIS
SEMICONDUCTOR
PRODUCTS DIVISION
A DIVISION OF HARRIS CORPORATION

Circle 235 on reader service card

matrox SBC-80 MULTIBUS displays



MATROX has the most complete line of CRT display boards for Intel's Multibus in the industry. We have alphanumeric; graphics; color; black and white; variable resolution; external/internal sync; 50/60 Hz; software and much, much more. Just plug the board in the Multibus, connect video to any standard TV monitor, and presto, you have added a complete display to your system at a surprisingly low cost.

MSBC-2480	24 lines x 80 character alphanumeric	\$ 350*
MSBC-256	256 x 256 dot graphics	\$ 650
MSBC-512x256	512 x 256 graphics	\$ 850
MSBC-512	512 x 512 graphics	\$1150
MSBC-1024	1024 x 256 graphics	\$1150
MSBC-24/320	24 x 80 alpha; 320 x 240 graphics combined	\$1150
RGB-256	256 x 256 x 4; 16 color or grey graphics	†1250

And we have other uP displays and display controllers. These include state of the art OEM alphanumeric LED displays, alphanumeric video RAM's and CRT graphics controllers. They come as complete, ready to use sub-systems (single chips, modules, PCB's). Many of them are plug-in compatible with other buses (PDP-11, LSI-11, S-100, Prolog). If we don't have the display you require, we will design it for you.

IF YOU NEED A DISPLAY FOR YOUR uP, LET US KNOW.
WE ARE READY TO HELP YOU.

U.S. REPS WANTED *100 quant.

matrox electronic systems

2795 BATES RD., MONTREAL, QUE. H3S 1B5
TEL. (514) 481-8838 or (514) 735-1182; TLX. 05-825651
U.S. ONLY, TRIMEX BUILDING, MOORE'S, N.Y. 12958

New products

Instruments

Reference stable to 2 ppm/year

Solid-state unit is
less temperature-sensitive
than saturated cells

Voltage references of the conventional saturated-cell variety are still the most stable units available, provided they are maintained under the tight environmental control of a standards laboratory. In the everyday world, however, solid-state devices offer many advantages.

The latest zener-diode voltage reference from Standard Reference Labs, for example, boasts a long-term drift of no more than 2 parts per million per year and a typical short-term drift of 0.2 ppm/hour. This compares to 1 ppm/year for a saturated chemical cell under ideal conditions; under average indoor conditions, the chemical cell's drift is more like 3 ppm/year.


Each cell in the Trancell 100-SC family has two outputs: a zener voltage of about 6.3 v with the stability specified above, and a 10.0-v output

derived from the diode voltage by means of an op amp and a resistive feedback network. The 10-v output is stable to within 10 ppm/year and 0.5 ppm/hour. Three versions of the 100-SC are offered: the two-cell Trancell 102-SC, the three-cell 103-SC, and the four-cell 104-SC.

Because they provide a precise +10-v level, units in the 100-SC series are easily combined with precision voltage dividers to develop accurate, continuously variable voltage levels suitable for calibrating such instruments as high-accuracy digital voltmeters and analog-to-digital and d-a converters.

Unlike chemical cells, the Trancell 100-SC units are essentially immune to long-term temperature-history effects, which may disable saturated cells for weeks or months. The response times to charging and discharging currents are much shorter as well, thereby minimizing their cumulative effects. Further, the solid-state construction means that the Trancells are hardly affected by reasonable amounts of shock and vibration.

A particularly useful feature of the 100-SC models is their self-calibration capability, made possible by the zener-voltage output. When calibrating the 10-v output against the zener voltage, the user connects





TM 500 Hits the Road.

If you're on the move making on-site field tests or measurements, a TEKTRONIX TM 500 Test and Measurement system is a great way to go.

With a TM 515 Traveler Mainframe, you can leave behind all the problems of crating up your instrumentation for travel . . . without saying good-bye to laboratory accuracy and convenience.



Up to five TM 500 plug-ins pack neatly in the handsome, but rugged, carry-on TM 515 Traveler Mainframe. Instruments and all weigh about 30 lbs. and slip under the seat of most commercial aircraft.

And, with nearly 40 ready-to-go TM 500 plug-in instruments to choose from, you can handle just about any test or measurement application anywhere, on a moment's notice. The TM 500 family includes DMMs, Counters,

Generators, Amplifiers, Power Supplies, Oscilloscopes, Logic Analyzers and Word Recognizers designed to meet a variety of performance capabilities.

Each plug-in can operate independently or in combination through the built-in electrical interfacing of the mainframe's "mother board."

For example, an interfaced digital field service system might include a dual channel oscilloscope, a digital delay, a counter and a multimeter to give you a universal

counter, full function DMM capabilities plus trigger level readouts at the touch of a button, or even the ability to display and count signals simultaneously through a single probe.

And it's just as easy to configure a travel lab for an oscilloscope calibration, audio and RF sweeper applications, logic analysis or control system maintenance, etc. TM 500 is designed for configurability.

So, the next time a call comes in from across town, or across the country, be prepared to hit the road with the compact performance and go-anywhere convenience of a TM 515 Travel Lab.

For on-the-road engineering, TM 500 is just the ticket.

TM 500 Designed for Configurability

For a copy of our free TM 500 Concepts Brochure please call the Tektronix automatic answering service (toll free) at 1-800-547-1512. Oregon residents call collect on 644-9051. For even faster service, call your local Tektronix Field Office.

In Europe write: Tektronix Limited, P.O. Box 36, St. Peter Port, Guernsey, Channel Islands.



Oscilloscope Calibration Travel Lab



RF Sweeper Travel Lab



Audio Travel Lab

World Radio History

Tektronix
COMMITTED TO EXCELLENCE

For Technical Data circle 237 on Reader Service Card
For Demonstration circle 221 on Reader Service Card

New products

the 10-v output to the input of a precision Kelvin-Varley resistive divider. The divider is then set to the zener voltage, and a high-sensitivity null detector is connected between the divider output and the zener output of the Trancell. Any error will show up on the null detector and may be eliminated by an adjustment potentiometer built into the 100-SC

voltage-reference units.

The three-cell Trancell 103-SC, which fulfills the common requirement for three independent standards, sells for \$4,300 and has a delivery time of 16 weeks.

Standard Reference Laboratories Inc., Pollitt Drive South, Fair Lawn, N. J. 07410. Phone John Halgren at (201) 797-3907 [351]

Synthesized generator has low single-sideband noise

For adjacent-channel interference and spurious-response testing of receivers, cavity-tuned oscillators are usually used because they produce less single-sideband noise than do synthesized-signal generators and they do not generate nonharmonic spurious signals. But synthesized-signal generators offer programmability, a distinct advantage in automatic test applications.

Aiming to end this dichotomy, designers of the model 8662A synthesized-signal generator paid particular attention to maintaining signal purity. In the frequency-reference section, the output of a low-noise 10-MHz reference oscillator is further cleaned by two crystal filters. The synthesizing oscillator, on the other hand, uses a technique in which inductance-reactance elements are switched in and out of the circuit using p-i-n diodes. Combining these switched values with narrow-tuning varactors produces a very high Q, spectrally pure oscillator with a 2-to-1 tuning range.

The results of this workmanship are reflected in the 8662's specifications. The 10-kHz-to-1,280-MHz generator resolves 0.1 Hz below 640 MHz and 0.2 Hz above. Between 320 and 640 MHz, SSB noise is -132 dBc/Hz at 10 kHz offset (dBc is a measurement of noise signal power with respect to the carrier level).

Below 320 MHz, noise is even less; above 640 MHz, SSB noise increases to only -126 dBc/Hz for the same offset. While spurious signals have not completely disappeared, they are at least -90 dBc up to 640 MHz and -84 dBc above it.

Output attenuation for the 8662 ranges from $+13$ dBm to -140 dBm with 0.1 dB resolution. The attenuator is inherently accurate to within ± 3.75 dB at -140 dBm and at 1,280 MHz. Between $+13$ dBm and -120 dBm, absolute accuracy is within 1 dB, achieved using microprocessor applied corrections.

In addition to improving the

Small Wonder — A 17 to 150 kHz Crystal a fraction of the HC-13's size

Where there's no place
for "second best"



It's coldweld sealed — and it occupies less than .02 in.³! Small wonder that it's from Reeves-Hoffman, because we've led the pack in the production of highly reliable, low-frequency crystals. When you compare our new miniature to the larger conventional holders, you realize it's no small accomplishment. Cable, call or write today for full information.

Reeves-Hoffman

Division, Dynamics Corporation of America
400 W. North St., Carlisle, PA 17013 U.S.A.
Phone: 717-243-5929 TWX: 510-650-3510

ANOTHER VINTAGE YEAR FOR CHERRYS



We planted the seeds for these Cherrys 25 years ago. Today they're the pick of the switching crop. Good, sturdy, hardworking switches with years of know-how, experience and refinement behind them . . . and a bright future ahead.

What kinds of switches? You name it, Cherry's got it. Snap-action switches with unique Cherry coil spring mechanism for long mechanical life. Gold crosspoint contact switches for low energy solid state circuits. Thumbwheel switches in a full range of alphanumeric readouts and output codes. Individual keyboard switches and complete keyboard assemblies with electronics. Rotocode® switches . . . a new rotary switch with coded electrical output.

If your products are made or sold overseas you'll be glad to know that Cherry's switches are available worldwide from our modern manufacturing plants in the USA, England, Germany and Japan and a licensee in Australia. All our switches have passed rigid performance requirements of independent testing laboratories. Many of our switches have been listed, certified or approved by various international testing and approval agencies.

Check the complete crop of Cherry switches. Ask for our latest 84 page catalog. For immediate action just phone (312) 689-7700.

CHERRY



CHERRY ELECTRICAL PRODUCTS CORP.
3608 Sunset Avenue, Waukegan, Illinois 60085

SWITCHES and KEYBOARDS — Available locally from authorized distributors.

World Radio History

Circle 239 on reader service card



ELORG FERRITE DEVICES WILL NEVER LET YOU DOWN

UNDER

WIDE AMBIENT TEMPERATURE VARIATIONS

HIGH HUMIDITY

VIBRATION

SINGLE OR REPEATED IMPACTS

Ring magnets of "3.1 BA" Grade ferrite for moving-coil speakers:

- minimum residual induction 0.38 T (3,800 Gs)
- minimum induction coercive force 167 kA/m (2,100 Oe)
- minimum magnetizing coercive force 171 kA/m (2,100 Oe)
- maximum specific magnetic energy 12.3 kJ/m³ (3.1 MGs²Oe)

Magnet standard size	Dimensions with tolerance, mm		
	Outside dia.	Internal dia.	Axial length
K 45 x 22 x 10.5	45 ± 1	22 ± 0.6	10.5 ± 0.1
K 51 x 24 x 9	51 ± 1.2	24 ± 0.6	9 ± 0.1
K 56 x 24 x 12	56 ± 1.2	24 ± 0.6	12 ± 0.1
K 56 x 24 x 8	56 ± 1.2	24 ± 0.6	8 ± 0.1
K 61 x 24 x 8	61 ± 1.5	24 ± 0.6	8 ± 0.1
K 61 x 24 x 13	61 ± 1.5	24 ± 0.6	13 ± 0.1
K 72 x 32 x 10	72 ± 1.5	32 ± 0.7	10 ± 0.1
K 72 x 32 x 15	72 ± 1.5	32 ± 0.7	15 ± 0.1
K 86 x 32 x 10.8	86 ± 1.5	32 ± 0.8	10.8 ± 0.1

Antenna cores
E-shaped, U-shaped, ring and pot cores
Yoke cores for deflection systems

Sole exporter —



32/34 Smolenskaya-Sennaya
121200 Moscow, USSR
Telephone 251-39-46, Telex 7586

New products

instrument's accuracy, the microprocessor also improves switching speed, simplifies front-panel test control, and allows storage and control of up to nine complete sets of front-panel settings. Ultimately, this latter feature permits operators to build test sequences that can be performed automatically.


Inquiries Manager, Hewlett-Packard Co., 1507 Page Mill Rd., Palo Alto, Calif. 94304 [353]

Four-channel unit generates 32-bit words at 30 MHz rate

Plug-compatible with Tektronix's TM-500 power modules, the PI-210 is a four-channel, 32-bit-word generator that works at bit rates up to 30 MHz when used with the PI-100A clock generator.

The PI-210 was designed specifically for testing high-speed digital circuits and systems requiring a combination of digital word patterns and continuously adjustable pulse delays and widths; three independently adjustable controls for pulse delay and return-to-zero width are provided.

Word length is variable between 2 and 32 bits, and a maximum word length of 128 bits may be achieved by cascading channels. Data may be generated in serial or parallel format and independent RZ/NRZ and WORD/WORD controls are provided for each channel. For a given power module, the number of channels is expandable to a maximum of 16 in





Now you don't have to approach panel design in a roundabout way

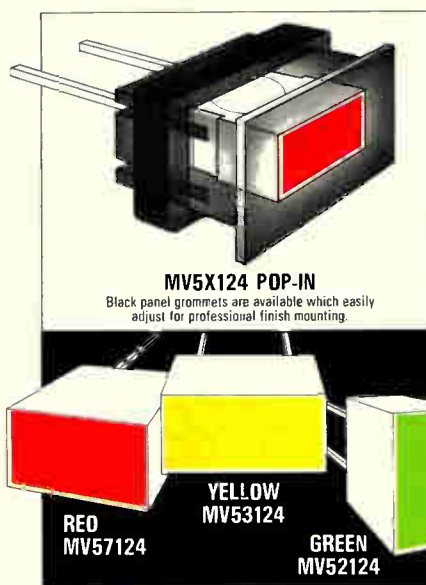
OUR REVOLUTIONARY NEW RECTANGULAR LED GIVES YOU A CHOICE OF HIGH EFFICIENCY COLORS.

The "Legend Lamp" series of indicators from Monsanto brings you a new shape for modern industrial panel design . . . plus a selection of three high efficiency colors (red, yellow, and a new, brighter green). It's the perfect design answer for a legend backlight, a panel indicator or a bargraph meter.

You can add symmetry and efficiency to panel design without crosstalk problems.

The unique design of our Legend Lamps utilizes a special plastic to house the LED assembly, so that no light is emitted from the sides or edges of the unit. All of the light is concentrated on

the viewed surface. Lamps can be stacked, side-by-side in an X or Y direction without light interference between units. And mounting becomes a simple operation with a special 2-piece grommet.



A new dimension in light output. You're assured of uniform illumination across a large emitting area (.15" x .25"). This new package makes maximum use of emitted light, minimizing unusable light. Light output is a very bright 4 millicandelas at 20 mA (red and yellow) and 3 mcd for green. That's up to 3 times the output of other rectangular lamps.


We'll send you a free sample. Write today, on your company letterhead, for a free sample. Please indicate desired color. We'll also send you full specifications.

Monsanto Commercial Products Co.,
Electronics Division,
3400 Hillview Avenue,
Palo Alto, CA 94304.
Telephone: (415) 493-3300.

FIRST IN LED MATERIAL AND TECHNOLOGY

Monsanto

Circle 241 on reader service card



Now Gould offers a range of digital storage oscilloscopes that offer a world of advantages over conventional tube storage technology, beginning with being able to capture transient or "one-time" events and store them indefinitely for display or hardcopy printout. This makes them ideal for electronic, electromechanical, educational, and biophysical applications.

Both the OS4000 and the new OS4100 combine the capabilities of semi-conductor memory with a bright, stable, flicker-free display. This technique allows analysis of signal build-up and decay characteristics through pre- and post-trigger viewing. Expansion of the display after storage permits detailed study of specific areas of the trace.

The new model—OS4100—also offers you stored X-Y displays, channel sum or

difference and a maximum of $100\mu\text{V}$ per cm sensitivity with noise suppression. A unique trigger window circuit assures capture of transients of unknown polarity.


Other outstanding features include automatic operation, display of stored and real time traces simultaneously and hard copy memory output in digital or analog form. And IEEE488 is available for compatible interfacing.

If features like these aren't enough to lure you away from less sophisticated instruments, remember that Gould scopes are backed by a two-year warranty of parts and labor, exclusive of fuses, minor maintenance and calibration. And application assistance, customer training and worldwide service centers are part of Gould's customer support program.

→ GOULD

Circle 242 on reader service card

Extend your storage capabilities beyond the conventional.



Gould manufactures 60% of the world's digital storage oscilloscopes.

Our full line of portable, general purpose oscilloscopes is used with confidence around the world. And since we're committed to research and development, you can be assured that we will keep offering you new and improved products.

For detailed information or an on-site demonstration of any oscilloscope in the Gould line, contact Gould Inc., Instruments Division, 3631 Perkins Avenue, Cleveland, OH 44114. In Europe contact Gould Instruments, Roebuck Road, Hainault, Essex England IG6 3UE.

For brochure or demonstration call toll free (800) 325-6400, Ext. 77. In Missouri (800) 342-6600, Ext. 77.



New products

four-channel increments. The outputs are capable of driving a minimum of 2 v across 50 Ω .

Transistor-transistor-logic compatible, the PI-210 is priced at \$850 in single quantities.

Pulse Instruments Co., 1536 W. 25th St., San Pedro, Calif. 90732. Phone Dave Kan at (213) 541-3204 [354]

Logic analyzer sells for under \$1,300

The 2710-D is a data logic analyzer designed for compatibility with 8-bit microprocessors. Using the clock of the system under test, the unit can store data, address, and three microprocessor control-line bits in its 27-by-64-bit random-access memory. Recorded information is displayed on the analyzer's 16-digit light-emitting-diode display. The instrument, which is small and light enough to be carried in an ordinary briefcase, is priced at \$1,295.

The analyzer works at speeds up to 10 MHz and has two clock qualifiers. Triggers A and B, which are each 27 bits wide and user-definable, allow nested triggering to isolate faults within various program loops. When combinational triggering is used in conjunction with the clock qualifiers, as well as with the 0-to-9,999 clock delay feature, virtually any program event can be stored in memory for analysis by the user at his leisure.

The 2710-D is controlled from its 24-button keyboard, accepting inputs in hexadecimal, octal, or decimal notation. Base conversions can be made by entering data in one form and displaying it in another.

The 16-digit LED display shows the memory location of a recorded word, the 16-bit address word, the 8-bit data byte, and the three qualifiers. Users can scroll through data, viewing one word at a time, or address a specific recorded word.


The unit measures 2.75 by 9.5 by 13 in. and weighs about 7 lb.

Gould Inc., Biomation Division, 4600 Old Ironsides Dr., Santa Clara, Calif. 95050. Phone (408) 988-6800 [355]

15-MHz portable oscilloscope has full-size display

To get a portable oscilloscope, purchasers have to give up some of the capabilities found only in larger, laboratory units. But designers of the OS255 have decided that would-be portable-instrument buyers will not have to surrender their eyesight, too—they have provided their instrument with a full-sized, 8-by-10-cm cathode-ray tube to present clear, single-trace, dual-trace, or X-Y displays. So as not to deplete their patrons' pocketbooks, they have priced the unit at a low \$795.

For that money, users get a dc-to-15-MHz instrument with a 2-mv/cm vertical sensitivity over the entire bandwidth. In addition to ac- and dc-coupled triggering modes, a television mode is provided in which an active sync separator automatically selects line or frame triggering according to the selected sweep speed. A selectable time base with sweep speeds up to 500 ns/cm can be expanded by a factor of five by means of a pushbutton, thus provid-



ing a maximum speed of 100 ns.

Although relatively inexpensive, the unit has features that are usually found only on more expensive models, such as invert and add controls, a switched X-Y display mode, 1-v, 1-kHz square-wave calibration and 4-v positive-ramp outputs, and a 1-v intensity-modulation input for handling logic-analyzer outputs.


Delivery of the 15-lb unit is within 30 days; it can be seen in Europe at next month's Electronica.

Gould Inc., Instruments Division, Marketing Services, 3631 Perkins Ave., Cleveland, Ohio 44114. Phone (216) 361-3315 [357]

Long-life

JIS mark authorized and
MIL standard approved
electronic tube manufacturer

Fluorescent Glow Lamp



Fluorescent glow lamps have been considered superior to the conventional red and orange neon lamps as they provide a psychologically soothing effect with stable coloring. There has been, however, some doubt as to the stability of their properties, and they had been thought inapplicable for circuits.

Now, as a result of the efforts by our technical team, we have resolved these problems and achieved even greater longevity and brightness (x1.5 when the same rating is used)

Thus, we can recommend the fluorescent glow lamp as a circuit element in electronic tuners which currently provide the mainstream of TV channel indicators.


	NL-34/G	NL-35/G
Rating	100V 500k Ω 0.8mA	100V 27k Ω 1.5mA
Brightness	80mlm (x1.5)	150mlm (x1.5)
Life	30,000 hrs (Beam brightness is lowered to 50%)	30,000 hrs

Manufacturers of colored lights,
neon tubes of all varieties,
black lights, and xenon discharge tubes

 **Elevam** Electronic Tube Co., Ltd.

No. 17-8, Chuo 2-chome, Ohata-ku, Tokyo, Japan
TEL: Tokyo(774)1231-5 Telex: 246-6583 JNANOX Cable: "NANOXNIHON"

Circle 244 on reader service card



John Blum

What a time for a PCM filter to quit.

Your customers care only about one thing.

When their telephone system is installed, it's got to work. Period.


They may not even know it, but they want the best PCM filters for their digital switching system available.

That's why you should specify ITT North. We design a wide variety of PCM filters, as well as tone receivers (DTMF, MFR1, No. 5 and MFR2 — a bandsplit filter for 2-wire operations is available), DTMF group filters, subscriber line interface circuits as well as custom hybrid circuitry. Products that make you look good.

We have the capability. The experience. The facilities.

So when you're in Florida, visit us. Or write for our comprehensive brochure. And we'll make a believer out of you.

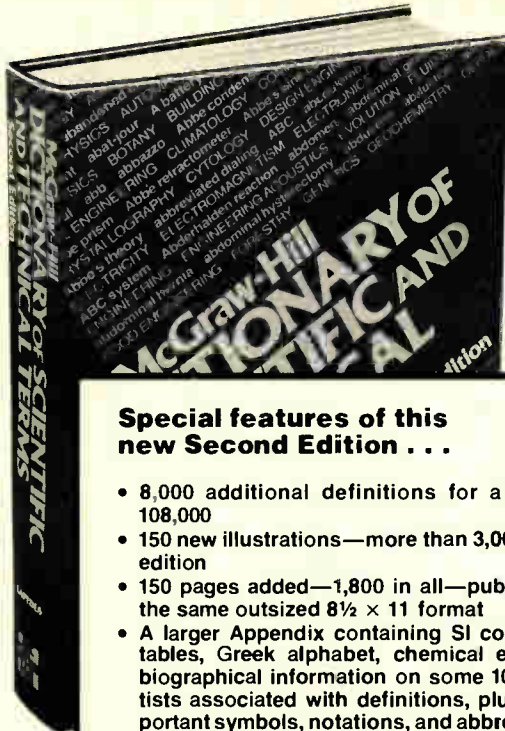
Microsystems Division, ITT North Electric Co., 700 Hillsboro Plaza, Deerfield Beach, Florida 33441. Phone: (305) 421-8450. TELEX & TWX 510-953-7523.



ITT North

Microsystems Division

Now a completely updated new edition of the unique reference
 acclaimed by users and reviewers*
 the world over . . .



Special features of this new Second Edition . . .

- 8,000 additional definitions for a total of 108,000
- 150 new illustrations—more than 3,000 in this edition
- 150 pages added—1,800 in all—published in the same outsized 8½ × 11 format
- A larger Appendix containing SI conversion tables, Greek alphabet, chemical elements, biographical information on some 100 scientists associated with definitions, plus all important symbols, notations, and abbreviations used today
- Includes new terms in traditional areas and specialized terms now coming into wider general use.

McGraw-Hill
DICTIONARY OF
SCIENTIFIC AND
TECHNICAL TERMS

Second Edition

Daniel N. Lapedes, Editor-in-Chief

Prepared by the Staff of the McGraw-Hill Encyclopedia of Science and Technology and a Board of 30 Contributing-Consulting Editors

Reflecting the explosive growth of science and technology and the ever-expanding vocabulary it generates, this highly praised Dictionary—now in a new Second Edition—defines thousands upon thousands of terms in hundreds of fields. It is an indispensable tool for scientists, engineers, technicians, librarians, writers, and students. A truly comprehensive one-volume reference, the Dictionary contains scores of illustrations and employs the very latest terminology throughout—offering you significant reductions in research time, no matter where your interests may lie in the sciences, engineering, or industry.

A Model of Scholarship

All terms in the volume were selected and reviewed by a Board of Consultants, each from a particular branch of science or technology. Their absolute attention to detail and clarity puts all basic terms, plus all new terms, where you want and need them—in a single, dependable volume that is at once instructive, functional, and illuminating. With all of science and engineering covered in this single work, the Dictionary eliminates further searches through specialized books and articles, and saves you the cost of multiple reference materials. But even better, you don't have to wade through paragraphs of description. The Dictionary is in strict A-to-Z format, and cross-referenced for synonyms, acronyms, and abbreviations to avoid confusion when the same terms are applied to different processes, materials, or mechanisms.

As a busy professional, you owe it to yourself to examine this new edition and test it in every possible way. Ask to have a copy sent to you for 15 days on approval. See how it can save you valuable time—and meet your most demanding criteria for concise, reliable definitions.

Special Edition Also Available

A handsome deluxe edition—bound in high-quality buckram, thumb-indexed, and with gilt-edged pages—has been published simultaneously, and may be ordered by checking the appropriate box on the coupon below.

The major fields covered and identified with each entry . . .

Acoustics	Civil	Geodesy	Meteorology	Pharmacology
Aerospace	Engineering	Geography	Microbiology	Physical
Engineering	Climatology	Geology	Mineralogy	Chemistry
Agriculture	Communications	Geophysics	Mining	Physics
Analytical	Control Systems	Graphic Arts	Engineering	Physiology
Chemistry	Cryogenics	Histology	Molecular	Plant Pathology
Anatomy	Crystallography	Horology	Biology	Plasma Physics
Anthropology	Cytology	Hydrology	Mycology	Quantum
Archaeology	Design	Immunology	Naval	Mechanics
Architecture	Engineering	Industrial	Architecture	Relativity
Astronomy	Ecology	Engineering	Navigation	Solid-state
Astrophysics	Electricity	Inorganic	Nuclear Physics	Physics
Atomic Physics	Electromagnetism	Chemistry	Nucleonics	Spectroscopy
Automatic Data	Electronics	Invertebrate	Oceanography	Statistical
Processing	Embryology	Zoology	Optics	Mechanics
Biochemistry	Engineering	Lapldary	Ordnance	Statistics
Biology	Engineered	Mapping	Organic Chemistry	Systematics
Biophysics	Acoustics	Materials	Paleobotany	Systems
Botany	Evolution	Mathematics	Paleontology	Engineering
Building	Fluid Mechanics	Mechanical	Pathology	Textiles
Construction	Food Engineering	Engineering	Particle Physics	Thermodynamics
Chemical	Forestry	Mechanics	Petroleum	Vertebrate Zoology
Engineering	Genetics	Medicine	Engineering	Virology
Chemistry	Geochemistry	Metalurgy	Petrology	Zoology



"A remarkably good buy."

—Chemical Engineering

"No scientific or engineering office should be without a copy."

—American Scientist

"A genuinely indispensable reference for technical writers and editors, engineers, and anyone who needs clear, accurate information."

—Plastics Engineering

"Does a hard job superbly."

—Popular Science

"Fascinating . . . invaluable for all libraries and companies that must deal with the technical or scientific community."

—AIChE Journal

"Outstanding . . . recommended for all reference collections."

—Library Journal

"For scientists and generalists alike who wish to broaden their technical vocabulary without overburdening their shelf space."

—Power Bookshelf

"A definitive reference work."

—Building Systems Design

"Indispensable."

—Business Week

Heralded throughout the world, the Dictionary is now being translated into Arabic, Italian, Japanese, Spanish, and other languages—eloquent proof of its value to scientists and technicians in all fields, everywhere!

At bookstores or direct from publisher for 15 days' free examination.

McGraw-Hill Book Company
 P.O. Box 400, Hightstown, New Jersey 08520



Please send me _____ copy (copies) of the McGraw-Hill DICTIONARY OF SCIENTIFIC AND TECHNICAL TERMS, Second Edition, (045258-X) for 15 days on approval. At the end of that time, I will either remit \$39.50 for each copy ordered, plus tax, postage, and handling, or return the book(s) without further obligation.

Check here for De Luxe Edition (045259-8), \$49.50

Name _____

Address _____

City _____ State _____ Zip _____

SAVE MONEY! Remit with this order, plus local tax, and McGraw-Hill pays all regular postage and handling charges. Same 15-day return and refund privileges apply.

This offer good only in U.S. and is subject to acceptance by McGraw-Hill.

50-C724-4018-3

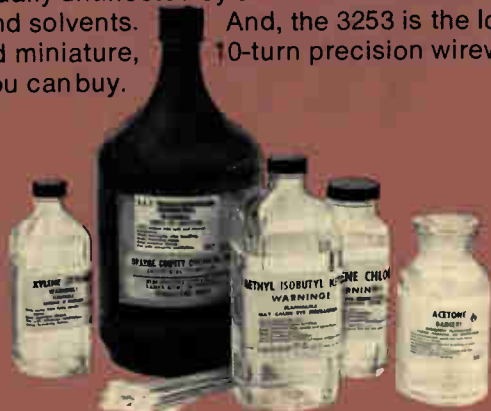


THE INCREDIBLE 3253: You can't spec a smaller size or lower priced precision pot

When it comes to performance, Duncan delivers. The versatile 3253 is precise enough for the most exacting applications. The tough, durable housing is virtually unaffected by even the harshest of cleaners and solvents. And, the 3253 is the lowest-priced miniature, 10-turn precision wirewound pot you can buy.

5 and 10-turn models and with high torque. Also, metric versions with 6mm shaft and 9mm bushing. And, 10-turn hybrid elements (model 4253) are available from stock.

If your specifications demand quality, demand Duncan. For complete information, call or write us today.



- 3/4" long; only 7/8" diameter
- 2 Watt power capability
- 100 to 100K ohms resistance
- linearity ±0.25% (±0.1% also available)
- temperature range -55°C to +105°C

The 3253, like all Duncan pots, features gold-plated terminals with welded terminations. Available in 3,

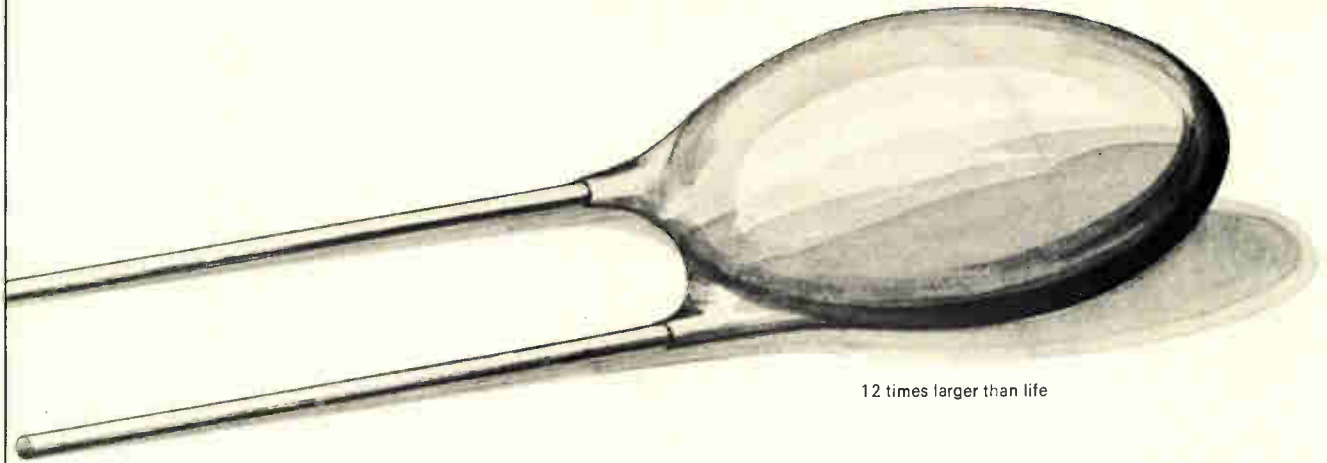
Circle 247 on reader service card



DUNCAN ELECTRONICS
SUBSIDIARY

SYSTRON  **DONNER**

2865 Fairview Road • Costa Mesa, California 92626
PHONE (714) 545-8261 □ TWX 910-595-1128



12 times larger than life

Minute size - massive technology

The DT dipped tantalum capacitor range is designed for professional applications. The standard 24 hour burn-in process underlines the importance given to long-term reliability.

Leakage current figures are typically one tenth of the specification limit of 0.01 CV. Available in 7 case sizes, from 0.1 to 100 mfd and from 3.15 to 35 V.d.c.

Write or 'phone for further data.

Tansitor dipped tantalum

Circle 248 on reader service card

Tansitor Electronics, Inc.
 West Road, Bennington, Vermont 05201
 Phone: (802) 442-5473
 TWX: (710) 360-1782
 Tansitor - reliable in so many ways

MOVING?

Please give us 4 weeks advance notice. Attach the label for your old address, write in your new address below, and send to Fulfillment Manager, Electronics, P.O. Box 430, Hightstown, N.J. 08520.

OLD
 ADDRESS
 LABEL

NEW ADDRESS

Name _____


Address _____

City _____

State/Province _____

Zip/Postcode _____

Country _____



CP/M™ CONTROL PROGRAM FOR MICROCOMPUTERS

CP/M FOR SBC 80/10, 80/20

CP/M, the industry standard diskette operating system, is widely used for microcomputer software development and is the basis for many application software packages. CP/M facilities include dynamic file management, a fast assembler, general purpose text editor, and advanced debugger. Hardware requirements for the SBC Version of CP/M are SBC 80/10 or 80/20 (please specify when ordering) with minimum of 16 kilobytes of RAM starting at location 4000 (hex) and the Intel SBC 201 Disk Controller (other controllers can be supported through field modification of the software). Cost of the SBC Version of CP/M is \$200, which includes IBM-compatible single density diskette, bootstrap PROM and documentation. Additional software available from **Digital Research** includes MAC Macro Assembler, SID Symbolic Instruction Debugger, and TEX Text Formatter.

DIGITAL RESEARCH

P.O. Box 579 • Pacific Grove, California 93950
 (408) 649-3896

Circle 107 on reader service card

Weather forecast outlook for your investments in Bavaria: bright and sunny



General climatic conditions

In every respect Bavaria offers an ideal climate for business initiatives. The political and economic stability which this West German state has enjoyed for many decades helps to safeguard your capital investments. The profound confidence placed in Bavaria's economic and political development is reflected in the high level of foreign investments: DM 3.2 billion since 1962.

No dark clouds over the labor market

Bavaria's well-trained workers are good partners who will give you a square deal. They are known for their reliability and loyalty to the firms in which they work. Statistics show that strikes are few and far between. The large number of qualified young people coming to work in Bavaria shows that the state is a magnet for highly skilled personnel.

Infrastructure helps to generate a favorable investment climate

Bavaria's infrastructure meets the exacting requirements of a modern industrial state. (Note that the Federal Republic of Germany has the most extensive network of autobahns or superhighways in Europe.) The international airports

in Munich and Nuremberg and many strategically located airfields throughout the state link Bavaria to Europe and the world. The sources of available energy range from natural gas to nuclear power. Industrial sites with utility connections are laid out in all parts of the state.

Bavaria's economy basking in bright sunshine

Take advantage of Bavaria's dynamic economic growth. For example,

1. Since 1962 Bavaria's GNP growth rate has been above the federal average.
2. Productivity in industry increased by 45 per cent between 1970 and 1976.


Bavaria is a leading location for West Germany's electronics and electrical engineering industry and the principal center of the country's aerospace industry. Science and research centers offer valuable locational advantages, especially to companies using advanced technologies.

Fruitful showers - of public funds to promote sound investment projects

The Bavarian government encourages the establishment of production facilities in Bavaria's assistance areas by granting generous tailor-made financial aid (for example, subsidies of up to 25 per cent of the cost of an investment or low-interest long-term loans).

Welcome to Bavaria!

... West Germany's most attractive vacation area with national parks and nature areas of unexcelled beauty.



Coupon

Industry Location Advisory Service
Bavarian State Ministry of Economics
Prinzregentenstrasse 28
D-8000 Munich 22
West Germany
Telephone: (089) 21 62-6 42
Telex: 05-23 759 bywvm d

Please send me a copy of

- the Industrial Location Atlas "Bavaria - A Land with a Future"
 information on government financial assistance

In US: Information from
Kallman Associates
30 Journal Square
Jersey City, New Jersey 07306
Phone 201-653-3304

Name _____

Position _____


Company _____

Address _____

Tel. _____

Circle 249 on reader service card

THE BEST 300 LPM PRINTER ON THE MARKET IS NOW EVEN BETTER.



In order to build up a customer base of more than 40,000 units in three years, you have to have a superior printer. And no matter how you look at it, the Teletype* model 40 printer has a lot going for it.

Look at cost. Nowhere does anyone offer as much in a 300 LPM printer for as little as the model 40 costs. At the OEM price of under \$2000, it even compares favorably against low-speed printer costs.

Look at reliability. The model 40's unique design utilizes a minimum of moving parts for a maximum of on-line time. Plus proven LSI (Large Scale Integration) circuitry handles many functions formerly performed mechanically. This reduces hardware requirements and increases printer life.

Look at features. The unit is completely operational to give you everything necessary to go on-line. You also get 32 switch-selectable no-cost options to choose from, easily changeable character sets, and self-diagnostics.

Finally, look at product support. Not only do we offer nationwide service, we'll maintain your printer for as little as \$23 per month—and that includes labor and material.

With all that going for the model 40, how could we make it even better? Two ways.

First, we gave it a new, simplified OEM interface. Simply command the motor on, watch for the next character command, and send data.

Next, ribbon life has been significantly extended with our new re-inker mechanism that's available as a low-cost option.

No wonder we're getting a reputation as the OEM printer people.



THE OEM PRINTER PEOPLE

*Teletype is a trademark and service mark of the Teletype Corporation.

Circle 250 on reader service card

The only standards higher than yours are ours.

As tough as they are, most Mil Specs are still minimum levels of acceptability for aerospace and defense components.

Fairchild doesn't believe in *minimal* levels of anything.

That's why every one of our QB products is processed to Mil Spec 883B.

And why we offer full spectrum processing on the industry's biggest selection of digital logic families.

And why our Low Power Schottky, for example, is processed to give you higher density, simplified MOS/TTL interface, direct CMOS/TTL or TTL/CMOS interface, higher speed (5 ns/gate or 45 MHz/register) and lower power (2 mW/gate).

And why we're proud to match our acceptance rates and total reliability with any other manufacturer of semiconductors.

Send for proof.

The phone number at the bottom of this ad, or a letter, will get you a copy of our Annual Reliability Report. For more details on our complete digital line, contact your Fairchild sales office, distributor or representative. Fairchild Camera and Instrument Corporation, P.O. Box 880A, Mountain View, CA 94042. Tel: (207) 774-6211. TWX: 910-379-6435.

FAIRCHILD

Call us on it. (207) 774-6211



WE WENT TO MULTILAYER BOARDS TO ELIMINATE INTERCONNECT PROBLEMS.

NOW QA SAYS WE NEED TO TEST THE BARE PC BOARDS. WHY ?

Multilayer boards have solved some interconnect problems but as the complexity of boards increases new problems are created making the need for test at bare board level perhaps more important than ever.

In older methods of assembly the wiring was exposed and as errors were found in system test it was a simple matter to repair the wire connections. With multilayer construction the interconnects have become an integral part of the board assembly. Narrower land widths, closer spacing between land runs and other characteristics of current multilayer board construction offer greater chances for specks, nicks, dirty bath debris and photo errors to occur in board processing. It is not uncommon to experience a yield rate of only sixty to seventy per cent on complex multilayer boards with no "layer" level testing. At this point, identification of errors and subsequent repair is extremely expensive (if not impossible) bringing the average board production cost up dramatically.

As the complexity of multilayer boards increases, the need for test at bare board level becomes a necessity. Testing at inner layer level saves!

Rapid pay back periods can be expected on ATE for multilayer board manufacturing. Bottom line profit is important! Bare board testing makes its contribution and the right test equipment will show a good return on investment.

The Difference in Testing!



DIT-MCO INTERNATIONAL CORPORATION

Dit-Mco International Corporation
5612 Brighton Terrace
Kansas City, Missouri 64130
Telephone (816) 444-9700
Telex Number 42-6149

European Technical Representative
RADIX HOUSE
Central Trading Estate
Staines, Middlesex, TW18 4-XA, England
Telephone: (0784) 51444

New products

10-W amplifier covers wideband

Class A unit works
from 1 to 1,000 MHz
using hybrid coupling

The fourth and most powerful of Amplifier Research's W series of ultra-wideband Class A amplifiers, the model 10W1000 is the only unit of its kind on the market that can put out a linear 10 w in the frequency range from 1 to 1,000 MHz.

In that range, the unit provides a power gain of at least 40 dB that is guaranteed flat to within ± 1.5 dB, although typical flatness is on the order of only ± 1 dB. Up to 10 w, gain compression is less than 1 dB, but the unit can be pushed to produce 14 w. In the linear mode, harmonics in the output are at least 20 dB below the fundamental frequency, and the third-order intercept point is typically 50 dbm.

To obtain these power/bandwidth characteristics, Don Shepard, company president and the man largely responsible for the 10W1000's de-


sign, departed from the single power transistor techniques used for other models of the series and made use of hybrid coupling—combining the outputs of several amplifiers using ferrite isolators.

"We tried to find an individual transistor that could provide the linearity we needed at the right rating, but it doesn't seem to have been made yet," he explained. But by going to hybrid coupling, the company was able to retain most of the proven design of its earlier models.

The Class A device's specifications make it ideal for use as a single power amplifier for checking receivers of varying power and frequency characteristics and for radio-frequency interference testing. But Shepard notes that the unit was designed with the philosophy that "you can't control a customer's situation."

A knowledge of how people wanted to use the unit dictated its protection-circuitry design. When overdriven by 3 dB into an open load, the amplifier will automatically shut itself down after about 50 μ s.

In many applications, the 10W1000 will be driven by a sweep generator, most of which have automatic gain controls. Since it takes the age time to start having an effect



DDC



A/D, D/A

Synchro

Custom Hybrids

leads the way in hybrid converter technology.

As a pioneer in hybrid technology with over 20 years of data conversion experience DDC has the circuit design and manufacturing capability to meet your most advanced hybrid data converter requirements.

In synchro and resolver converters, DDC has the only line of hybrids available *anywhere*. And in A/D, D/A converters, DDC has a broad line of the most advanced hybrids. For custom requirements, DDC has complete capability, from circuit design through fabrication and testing, to produce fully qualified hybrids to meet your specifications.

All DDC hybrids are processed to MIL-STD-883B and MIL-M-38510D, so they're suited

for extreme environments in military and industrial applications.

To learn more about how DDC's engineering organization and hybrid capability can help you, contact us today. Our applications engineers are prepared to discuss your requirements in detail.

DDC

ILC DATA DEVICE CORPORATION

A Wholly Owned Subsidiary of ILC Industries, Inc.

Airport International Plaza, Bohemia, New York 11716

516-567-5600, TWX 510-228-7324

ILC Dover—Sole designer and manufacturer of Apollo and Shuttle space suits.



Circle 253 on reader service card

New products

on the generator's output, the initial part of the sweep can overdrive the amplifier, but for such a brief period as not to be harmful; hence, the built-in delay.

The impedance of the input, as well as the output, is matched for 50 Ω . The unit exhibits a maximum input voltage-standing-wave ratio of 2:1; that for the output is at least

2.5:1; Further production line data should reduce that figure, according to Shepard.

The unit, complete with power supply, measures 19.8 by 8 by 18 in. and weighs 40 lb. It is priced at \$4,900. Delivery is within 60 days.

Amplifier Research, 160 School House Rd., Souderton, Pa. 18964. Phone (215) 723-8181 [401]

BEGONE CURSED ALIAS

The new Precision 616 cuts clean with programmable ease. 80 dB/octave attenuation slopes and time domain filters superior to Bessel. Up to 16 filter channels, programmable for gain and cutoff frequency. Interfaces with mini, micro or GPIB. Typical



phase match is $\frac{1}{2}^\circ$, with worst case of 2° . You get performance that used to require a custom instrument, without paying a custom price. Call Don Chandler, 607-277-3550, or write for complete specs and a demonstration.



PRECISION FILTERS, INC.

303 W. Lincoln, Ithaca, N.Y. 14850



30-MHz transistor boasts 200-W minimum power

Designed for use in military, commercial, and marine communications systems, the L \bar{O} T-1000 is a 200-w transistor that is linear in the range from 2 to 30 MHz. The device's advanced packaging design keeps its thermal impedance at a low 0.42°C/w, assuring reliable operation at 100°C and at its minimum peak envelope power of 200w.

The semiconductor tolerates a voltage-standing-wave ratio of 3:1 at minimum, typically withstanding a 10:1 ratio in a collector-load configuration. Third-order intermodulation distortion is guaranteed to be less than -34 dB and is typically -36 dB. It is rated for a minimum



breakdown voltage of 110 v.

The L \bar{O} T-1000 is priced at \$51.50 in quantities of 100 to 499 and is available in sample quantities now. Production quantities will be available later in this quarter.

TRW Inc., RF Semiconductor Division, 14520 Aviation Blvd., Lawndale, Calif. 90260. Phone Dave Hoffmaster at (213) 679-4561 [409]

Bipolar chip contains all CB synthesizer linears

The LM1862 is a linear bipolar chip that contains all the linear elements of a citizens' band frequency synthesizer: a 75-MHz voltage-controlled



Introducing a programmable 1 μ Hz to 21 MHz* synthesizer, function generator and sweep oscillator in one \$3000** instrument.

For unprecedented performance per dollar, use HP's 3325A Synthesizer/Function Generator in applications such as testing communication and servo systems or simulating geophysical and biomedical transducers.

Frequency synthesizer. The easy-to-use front panel lets you select sinewave, frequency (11-digit resolution) and up to 10V peak-to-peak amplitude into 50 Ω . Direct readout of units on the 3325A is given in peak-to-peak, rms or dBm. And for low-distortion audio and VLF/ULF testing, the 3325A can be used as a low-cost frequency standard as well.

Function generator. Squarewaves to 11 MHz with 20 nsec rise time let you evaluate timing and gating circuits with precision. Or, use the triangle and ramp waveforms to 11 kHz with 0.05% linearity for accurate VCO testing and amplifier performance analysis.

Sweep oscillator. Sweep linearly over 13 decades or logarithmically over 7 decades without phase discontinuity and simplify swept frequency measurements on networks. Sweep-time selection ranges from 0.01 to 99.9 seconds.

Automatic testing. Combine the 3325A with a computing controller via the HP-IB*** for easy programming and versatility in production testing. Isolated interface and floating input/output simplifies system design.

And there's more. Ten storage registers for quick recall, external amplitude and phase modulation, $\pm 719.9^\circ$ phase offset, auxiliary 21 to 61 MHz output, self test, and synchronization capability with other instruments. Plus two field installable options: An oven-controlled 10 MHz oscillator for stability of 0.05ppm/week (\$550**) and a 40V peak-to-peak output to 1 MHz (\$200**).

Get all the details on this new wideband frequency synthesizer, programmable function generator or phase-continuous frequency sweeper from your local HP field engineer.

* Sinewave specification only.

** Domestic U.S.A. price only.

*** HP's Implementation of IEEE Standard 488-1975

HEWLETT  PACKARD

1507 Page Mill Road, Palo Alto, California 94304

For assistance call: Washington (301) 948-6370, Chicago (312) 255-9800, Atlanta (404) 955-1500, Los Angeles (213) 677-1282

098/44

New products

oscillator, a crystal oscillator-buffer section, and the necessary mixers and logic circuitry. The device replaces about 8 to 10 transistors, a varactor, and two to three coils.

To provide linear voltage-to-frequency transfer characteristics, the device employs an external tuned tank circuit in conjunction with a lead-lag phase-shift network. The

tank circuit sets the center frequency of the VCO, and the output signal is phase-shifted by the lead-lag network. Both the original output signal and the phase-shifted signal are then amplified and the two are summed. The amount of phase variation is determined by the control voltage that sets the ratio of the lead and lag signals. The resulting phase shift and

the Q of the tank circuit determine the total range of the voltage-controlled oscillator.

The chip meets or exceeds the spectral purity requirements of the Federal Communications Commission for frequency synthesizer systems. When it is used in a 40-channel system, its spurious outputs are 70 dB below the carrier in band and 80 dB below the carrier out of band. Receiving-to-transmitting transfer time is about 10 ms, and transfer time from channel 1 to 40 is about 50 ms. The LM1862 requires a 7.5-v supply and dissipates 200 mW. It is priced at \$2.50 in original-equipment quantities and is delivered 12 to 16 weeks after receipt of order.

National Semiconductor, 2900 Semiconductor Dr., Santa Clara, Calif. 95051. Phone (408) 737-5000 [404]



Tough, weatherproof, colorful.

These new KINGS strain-relief **Flexiboots** do more than protect the cable from wear, fatigue and weather. Their ten different colors give you a convenient key that you can use to identify the length of cable assemblies or to match the right cable to the right jack. The new colored **Flexiboots** have a unique patented double-gripping action that assures a positive hold on KINGS K-Grip Jr.™ small, lightweight RF connectors. Available for use with RG 174, 58 and 59 cable sizes. Write or telephone for our new catalog sheet, No. 50786.

KINGS
ELECTRONICS COMPANY, INC.

40 Marbledale Road | Tuckahoe, NY 10707 | (914) 793-5000 | TWX 710-562-0110 | Telex 13-7449
Circle 256 on reader service card

World Radio History

Duplex fiber-optic link uses simple mechanical hookup


Terminating fiber-optic communications lines can be such a difficult task that many designers are reluctant to avail themselves of the technology's potential benefits. Noting this aversion, Radiation Devices has so designed the Fibercom duplex data link that making fiber-optic connections is a simple mechanical process—one that can be performed by field technicians after only an hour's training.

The system is designed to work with single-fiber cables consisting of a fused-silica optical fiber, typically surrounded first by cladding, then by a buffering layer and a strengthening member, and finally by an outer jacket. The basic components of the duplex link are an optical source, a detector, and two sets of connectors.

Connecting a cable to the source or detector is a simple two-part process. First, about 30 cm of the cable's outer jacket and strengthening member are stripped away, and the cable is passed through a compression fitting until the leading edge of the remaining jacket and member just pass through the

Electronics / October 26, 1978

Now Zilog does double-duty.



Introducing the world's first dual-channel data communications device. It works with (almost) anyone's microprocessor.

The Z80 Serial Input/Output:

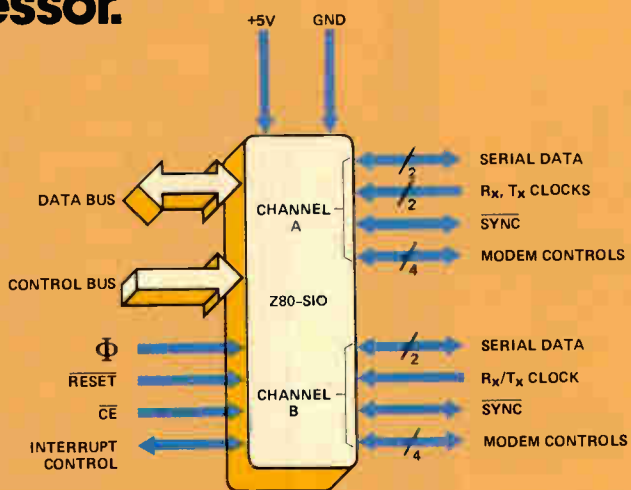
Here at last is a general-purpose device that can efficiently solve data communications problems for just about any microprocessor on the market.

The Z80-SIO is the world's first dual-channel, multi-protocol, serial communications interface circuit. It supports all serial data communications techniques with a

single, N-channel (+5V) 40-pin device.

What else would you expect from the company that's pledged to stay a generation ahead in microcomputers?

Check out the Z80-SIO today. It's on your Zilog distributor's shelves right now in prototype or production quantities. Make double sure your next design delivers all the performance you're looking for.



CHANNELS:	Two independent, full-duplex with modem controls.					
DATA RATES:	0-550k bits/second (Z80-SIO); 0-880k bits/second (Z80A-SIO).					
OPERATING MODES:	Asynchronous; bisynchronous (with CRC generation and checking); SDLC/HDLC (with CRC generation and checking).					
COMPATIBLE WITH:	Z80/Z80A	8080A	8085A	6800	6500	9900

10460 Bubb Road, Cupertino, California 95014.
 (408) 446-4666 • TWX 910-338-7621
 EASTERN REGION: (617) 667-2179
 OHIO REGION: (614) 457-0820
 MIDWESTERN REGION: (312) 885-8080
 SO. WESTERN REGION: (714) 549-2891
 NO. WESTERN REGION: (409) 446-4666
 EUROPE (ENGLAND): (0628) 36131/2/3

An affiliate of
EXON ENTERPRISES INC.

We want you to know more about Microcomputer Peripherals



Circle 257 on reader service card

GEOMETRY PROBLEMS?

Pincushion distortion on CRT displays can be solved by the Syntronic problem solvers when electronic circuit correction is out of reach.

A Syntronic yoke with carefully calibrated and accurately positioned magnets will "push" in the corners and "pull" out the sides for near-perfect geometry. Any remaining distortion or defocusing is corrected with Syntronic's stator core design combined with special coil turns distribution.*

To see the difference 28 years experience makes, let Syntronic solve your geometry problem.


**Write for
Syntronic Instruments
AP Note No. 1 "Pincushion
Distortion, a Significant Factor in
CRT Displays"*



syntronic

SYNTRONIC INSTRUMENTS, INC.
100 Industrial Road
Addison, IL 60101
Phone (312) 543-6444

New products



fitting. Hand-tightening this fitting fastens the cable securely to the link.

Once the cable is secured, 3 cm of buffer and cladding is stripped away, and the optical fiber thus exposed is sheared off with a low-cost cleaving tool. Thus prepared, the end of the cable is pushed into the source or detector assembly until it "bottoms out" onto the actual source or detector element. The element is protected by a tough, yet resilient, conformal coating so that neither the element nor the cable can be scratched; mating is simplified by the fact that the diameters of the source and the detector are much greater than that of the optical fiber. Connection is completed by tightening a nut on the assembly, locking the optical fiber in place.

Depending upon the model chosen, data rates of up to 500 kilobits/second or 5 megabits/second are attainable. Choosing a 400- μ W or 40- μ W source provides transmission distances of 2,000 or 200, respectively. The units can be configured for use with 115-v ac or 15-to-24-v dc supplies and transistor-transistor-logic or RS-232 inputs and outputs. Individual units are priced from \$425 to \$875 depending on options, and delivery is four to six weeks.

Radiation Devices Inc., P. O. Box 8450, Baltimore, Md. 21234. Phone Patricia Rybak at (301) 628-2240 [403]

Solid-state replacement for TWT amplifier is long-lived

Offering an extremely long life cycle—approximately 50,000 hours—the AD 181003 is a solid-state replacement for traveling-



Our family gives you a flat answer.

Our new flat cable connector family has both standard and stackable sockets, PCB connectors and headers, all designed for lowest total applied cost.

In socket connectors our BA Series gives you a low profile package with the option of either open or closed cover design for both end-cable and through-cable applications.

Our BD Series stackable socket line concept permits stacking two connectors on a wire-wrappable post.

For direct solder applications our BC Series handles PCB connector needs.

Featured with the product family is a simple universal termination system designed for minimum tooling cost.

For your header applications our low profile BB Series line is available for both vertical and right-angle mounting in solder or wire-wrappable designs.

Contact GTE Sylvania, Connector Products Operation, Box 29, Titusville, PA 16354. Phone: 814-589-7071.

Remember, good connections run in our family.

POWER PROTECTED WITH CONATHANE®.....



NON-MOCA* BASED POTTING, CASTING AND MOLDING COMPOUNDS

A proven series of systems developed by CONAP assure the performance of electrical/electronic gear exposed to hostile environments. The CONATHANE EN-Series are two-part, 100% solids, unfilled translucent liquid polyurethane systems. Ideally suited to potting, molding and encapsulation of water-tight electrical connectors, harness breakouts, cables, other electrical/electronic devices including flexible coatings for printed circuitry. Five hardness ranges are available in this series of eight systems, varying from a soft 45 Shore A to a semi-hard 90 Shore A.

Elastomers prepared from CONATHANE systems provide these exceptional advantages:

- Hydrolitic stability. No changes in hardness after 42 days of continuous exposure at 97° C. and 95% humidity, and less than 10% loss in tensile strength. Even boiling in water has no effect.
- Superior thermal shock resistance — from -70° C. to 135° C.
- Stable electrical properties over a wide temperature range.
- Fungus resistance.
- Exceptionally high Dielectric Strength properties (all systems > 600 vpm).
- Excellent sound transmission (acoustical) characteristics.
- Good handling properties.

*DuPont Trademark

Get complete specifications. Write for Technical Bulletins covering this unique CONATHANE Series of resin systems, or send details of your requirements.

CONAP

CONAP, INC. / OLEAN, N. Y. 14760 / 716-372-9650

CONAP (CANADA) LTD.

5200 Dixie Rd. North — Unit 41 / Aerowood Industrial Plaza / Mississauga, Ont.

New products

wave-tube amplifiers that operate in the 18-to-26-GHz frequency range.

The unit has a minimum gain of 38 dB and a maximum noise figure of 10 dB. It employs standard rf connectors and a WR42 waveguide; it can operate from power supplies that provide either 115 v ac or -15 v dc. It will also operate in military environments.

Units are priced at approximately \$8,000 and are available in 60 to 90 days.

Aercom Industries Inc., 405 Tasman Dr., Sunnyvale, Calif. 94086. Phone (408) 744-1320 [407]

Band-splitting filter keeps Touch-Tones 40 dB apart

Designed for use as the front end of a dual-tone multifrequency, or Touch-Tone, receiver, the TTF-1 is a band-splitting filter that works directly with such decoders as Mosstek's MK-5102 and Collins/Rock-



well's CRC 8030 without any additional parts.


The passband gain of the device can be set by the user with a single resistor and is variable from a minimum of -10 dB to a maximum of +40 dB. Attenuation for 941-Hz and 1,209-Hz signals is typically 45 dB, whereas for 60-Hz/697-Hz signals it is 17 dB. Input impedance is 50 kΩ minimum, and power consumption is typically 25 mw. The TTF-1 operates from a nominal 5-v supply that can vary up to 18 v.

In single quantities, the device is priced at \$48 and is available from stock to six weeks.



Konix International Corp., P. O. Box 4929, Margate, Fla. 33063. Phone George Tunny at (305) 753-0474 [408]

SUB-NANOSECOND ECL

**If you're not
running with
our F100K
ECL family
you're not
running at
full speed.**



Fairchild's Sub-nanosecond ECL family holds the world's speed record.



What it all means is this: You can now build a faster system with fewer parts without adding power or new logic.

Lightning-fast logic.

Our new ECL family incorporates the fastest standard family of integrated circuits on the market today. The F100K family. Produced with Fairchild's advanced Isoplanar II process. Featuring gate delays of 750 ps. And four-to-five-level-deep MSI circuits with delays of 2.5 to 3 ns.

F100K is fully voltage and temperature compensated. It offers you high speed at reduced power. A high level of on-chip integration. The most flexible logic functions available. And optimum I/O pin assignments to minimize crosstalk, noise coupling and feed-through; and facilitate OR-ties and power-bus routing.



F100K circuits come in both a 24-pin flatpak and ceramic DIP.

Fairchild bipolar LSI technology has taken another giant step toward the 21st Century.

We're producing the fastest logic family ever developed.

And, it's a big family: 33 logic circuits, seven compatible memory products, and an LSI gate array. Plus an 8-bit slice with parity on the way.

F100K SUB-NANOSECOND ECL LOGIC PRODUCTS

Device	Function	Available
.100101	Triple 5-input gate	now
.100102	Quint 2-input gate	now
.100107	Quint ex-or/nor	now
.100112	Quad driver	now
.100114	Quint line receiver	now
.100117	Triple AOI	now
.100118	5-wide AOI	now
.100122	9-bit buffer	now
.100123	Hex bus driver	now
.100130	Triple D latch	now
.100131	Triple D flip-flop	now
.100136	Multipurpose counting register	now
.100141	8-bit universal shift register	now
.100142	4 X 4 content addressable memory	now
.100145	16 X 4 register file	now
.100150	Hex D latch	now
.100151	Hex D flip-flop	now
.100155	Quad multiplexer/latch	now
.100156	Mask-merge	now
.100158	8-bit shift matrix	now
.100160	Dual 9-bit parity checker/generator	now
.100163	Dual 8-input multiplexer	now
.100164	16-input multiplexer	now
.100165	Universal priority encoder	now
.100166	9-bit comparator	now
.100170	Universal demux/decoder	now
.100171	Triple 4-input multiplexer	now
.100179	8-bit carry lookahead	now
.100180	Fast 6-bit adder	4Q '78
.100181	4-bit ALU (binary/decimal)	now
.100182	Wallace tree adder	4Q '78
.100183	2 X 8-bit recode multiplier	4Q '78
.100194	Quint transceiver	now



The short-delay array.

To make a fast system faster, you have to reduce interconnection delays. And that means LSI. Which means choosing between standard bipolar slices, dedicated custom design and uncommitted arrays.

Our new F200 ECL gate array family makes your decision easy. It's considerably faster than bipolar bit slice approaches.

F100K COMPATIBLE MEMORY PRODUCTS			
Type	Organization	Speed (MAX)	Status
100145A	16 X 4 RAM	10 ns	production
100414	256 X 1 RAM	10 ns	production
100415	1024 X 1 RAM	20 ns	production
100416	256 X 4 PROM	20 ns	production
100422	256 X 4 RAM	10 ns	4th Qtr. '78
100470	4096 X 1 RAM	35 ns	sampling
100475	1024 X 4 RAM	25 ns	2nd Qtr. '79

It's less costly and less time-consuming than dedicated custom design. (The design cycle is about five months, as opposed to 18 months for a dedicated LSI design of equivalent complexity.) And it gives you the advantages of uncommitted LSI arrays, without any of the disadvantages.

The F200 gate array offers typical gate propagation delays of 750 ps. It is totally F100K compatible. It consists of a master diffusion set of 168 discrete ECL gates (switches), designed for complete hook-up flexibility. Functions for up to 250-300 equivalent gates may be designed by customizing both layers of metallization. Ease of




layout is facilitated by a comprehensive macrocell library.

The array contains 144 2-input internal low-level gates, arranged in a 6 X 6 matrix of cells. Each cell consists of four gates. There are also 24 output high-level gates, each having 50Ω line-drive capability.

The F200 array comes in both a 52-pin leadless package for liquid cooling and a 68-pin JEDEC LSI package for air-cooled systems.

Let us rush you the speedy details.

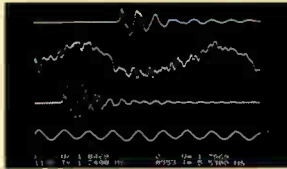
For all the facts you need to start optimizing your systems, write us on your company letterhead. Fairchild Camera and Instrument Corporation, P.O. Box 880A, Mountain View, CA 94042. TWX: 910-379-6435.



FAIRCHILD

NORLAND'S NEW 3001

gives you only one thing
other digital scopes don't ...
THE ANSWER!




● **ACQUISITION** — Simultaneously acquire transient or continuous data from up to four independent sources at sample rates to 2 usec/point.

● **TIME DOMAIN PROCESSING** — Pre-programmed keys convert to engineering units, integrate, differentiate, +, -, *, ÷, perform statistical investigations, measure RMS, Rise-time, 1/ΔT, etc.

● **FREQUENCY DOMAIN PROCESSING** — Pre-programmed keys calculate FFT, IFT, PSD, Cross Spectrum, complex multiplication, complex division, etc.



● **PROGRAMMING** — 250 Line program memory allows user to combine and automate system functions.



● **DISPLAY** — High intensity interactive CRT displays acquired or processed data, keyboard instructions, and instrument operating parameters (sample rate, operating diagnostics, etc.)



● **I/O** — Resident interfacing to floppy disk (RS232C), printer (RS232C), and x-y recorder. (IEEE interface optional).



...a digital scope that does more than display

NORLAND CORPORATION

NORLAND DRIVE - FORT ATKINSON, WI 53538 - U.S.A. - TEL. (414) 563-8456 - TELEX 26-5448
A SUBSIDIARY OF CORDIS CORPORATION

FORT

Light — the information medium

Transmission and Optical Fiber Department

NUMBER ONE
with its
manufacturing program

Presheathed single fiber - LD O2

Specifications :

- Material: Silica
- Attenuation: 5 to 10 dB/km
- Numerical aperture: 18 to 20°
- Passband: 300 MHz/km
- Outer fiber dia: 120 μ ± 5 μ
- Cable OD: 0.9 mm ± 0.1 mm
- Max available length: 1500 m



Optical cable with 3, 7, 19 silica fibers TIS LD



Optical cable with 7 silica fibers TIS ZMO7 and TIS PZO7

Specifications :

- Material: Silica
- Attenuation: 15 to 50 dB/km
- Numerical aperture: 32°
- Passband: > 150 MHz / 500 m
- Outer fiber dia: 400 μ ± 10 μ
- Cable OD: 6 mm
- Max available length: 500 m
- Tensile strength: 25 kg
- Radius of curvature: 80 mm



Optical cable with 19 glass fibers TIS-MD 19


Specifications :

- Material: Glass
- Attenuation: < 100 dB/km
- Numerical aperture: 5°
- Passband: > 100 MHz / 100 m
- Outer fiber dia: 105 μ ± 5 μ
- Cable OD: 6 mm
- Max available length: 250 m
- Tensile strength: 25 kg
- Radius of curvature: 80 mm




ALL OUR CABLES can be delivered WITH or WITHOUT CONNECTORS

TRANSMITTER-RECEIVER ASSEMBLIES for fiber optic cables



Type TIS-IM and MD with connectors

System for
DIGITAL
transmission



FORT

Z.I. de la Gaudrée - 5, rue Lambert
91410 DOURDAN (France)

Tél. (1) 492.94.63+

Télex : TXFRA 270105 F REF. 643

TQS FORT


RHEINGAUSTRASSE 83 BS
62000 WIESBADEN 12 W GERMANY
Tel (0 61 21) 28 35

FORT ITALIA

VIA PICCININI 2
24100 BERGAMO ITALIA
Tel (035) 222 5/1

FORT IS MARKETED IN 14 COUNTRIES

With a platform like this, no wonder you keep electing Grayhill to the top spot in the rotary club!



The winner campaigns not only on his distinguished war record, but even more on what he's been doing for the voters lately. True, we started in the military switch business during World War II, but now we also offer a comprehensive line of commercial and industrial rotary switches—and we let you choose the grade you need within each configuration.

We've built our business big by keeping our switches small, knowing the value of "real estate" in today's electronic products. But you get a big array of options in style, features, mountings, with current ratings from logic levels to 5 amps.

Grayhill responsiveness to your needs applies not only in product but in the way we do business. So we make it easy for you to buy—with our tell-all catalog, comprehensive listings in *EEM*,



SERIES 75
THE WORLD'S
SMALLEST ROTARY



SERIES 71
LOTS OF SWITCH, LOTS OF OPTIONS,
NOT LOTS OF MONEY



SERIES 42-44
THE WORKHORSE... BUT A
REAL THOROUGHbred

national distribution network, and a quick delivery cycle on most rotary switch products...including 150,000 Adjustable Stop configurations available off the shelf!

But above all, you respect the way we make our switches—the premium materials, the patented contact systems, the enclosed construction, the detent feel we build in. Because you know—a vote for Grayhill Rotary Switches is a vote for your customer's satisfaction with your product.



...the Difference between Excellent and Adequate.

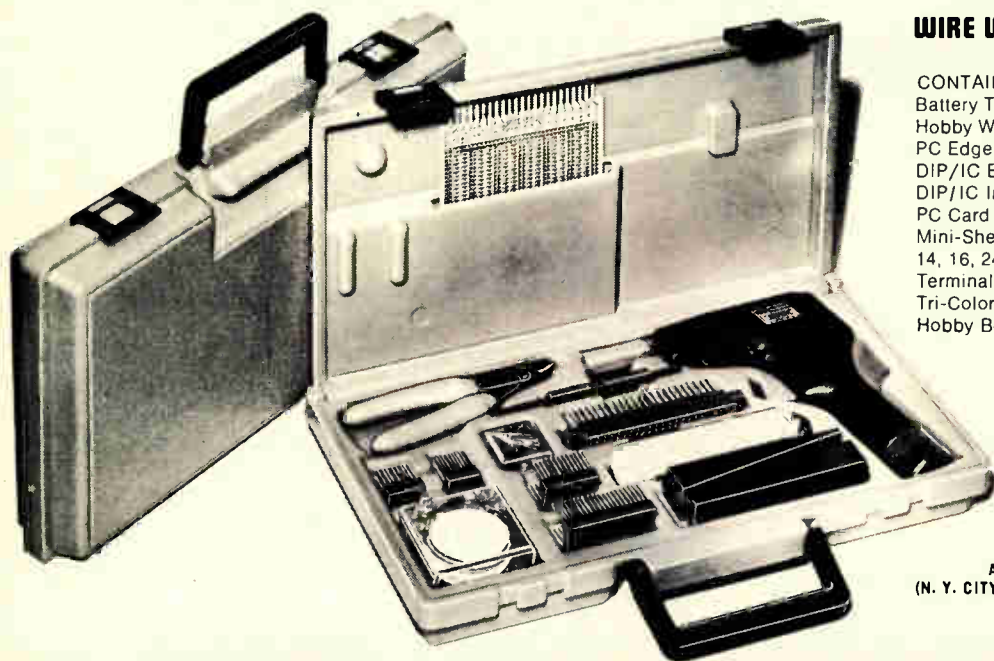
561 Hillgrove Avenue • La Grange, IL 60525

Telephone: 312/354-1040.



**GRAYHILL ENGINEERING CATALOG...
THE ROTARY SWITCH BUYER'S BIBLE.
CALL OR WRITE FOR YOUR FREE COPY.**

ok® wire wrapping center ok®



WIRE WRAPPING KIT WK-5

CONTAINS:
 Battery Tool BW-630
 Hobby Wrap Tool WSU-30 M
 PC Edge Connector CON-1
 DIP/IC Extractor Tool EX-1
 DIP/IC Insertion Tool INS-1416
 PC Card Guides & Brackets TRS-2
 Mini-Shear with Safety Clip SP-152
 14, 16, 24 and 40 DIP Sockets
 Terminals WWT-1
 Tri-Color Wire Dispenser WD-30-TRI
 Hobby Board H-PCB-1

\$74.95

ADD \$1.00 FOR SHIPPING
 (N. Y. CITY AND STATE RESIDENTS ADD TAX)

OK MACHINE & TOOL CORPORATION

3455 Conner St., Bronx, N.Y. 10475 (212) 994-6600 / Telex 125091

Circle 266 on reader service card

NEW FROM BISHOP!

TECHNICAL MANUAL & CATALOG 106 Free!

Featuring The World's Largest Selection of PC Drafting Aids



Over 120 Pages!

Includes Product Samples

- NEW Expanded & Separate Technical Reference Data Manual
- Hundreds of Work-Saving Tips & Ideas
- Over 15,000 PC Drafting Symbols & Tapes
- Custom PC Patterns & Symbols Made To Your Specifications
- NEW Precision Grid Line
- NEW PUPPETS™ PC Layout System Patterns & Sizes
- NEW PreKut Tape Shapes
- NEW Precision Slit PC Artwork Tape
- NEW "TD" Symbols
- NEW Reduction Marks
- NEW Prespaced Pad Patterns
- NEW Reference Designation, Letter & Number Kits
- NEW Dual In-Line Patterns
- NEW Continuous Connector Patterns
- NEW Color Core Width Coding



Call Or Write For Your Free Copy

Bishop Graphics, Inc.

5388 STERLING CENTER DRIVE, P.O. BOX 5007
 WESTLAKE VILLAGE, CALIFORNIA 91359
 PHONE: (213) 991-2600 / TELEX: 66-2400

266 Circle 110 on reader service card

Stack
 PC boards
 this
 close



with
 MXO-40
 oscillators.



Pinched for space? These 4-pin ceramic DIP crystal oscillators are only .200" high, .820" long, .520" wide. Frequency ranges: TTL, 31.5 KHz—60 MHz; CMOS, 250 Hz—10 MHz. Stability: $\pm .01\%$ and $\pm .1\%$ standard. As low as $\pm .0025\%$ available. Temperature range: 0° to 70° C. Typical price (100 pieces, 10 MHz): \$7.50 each.


For complete specs circle Reader Service Number or write: CTS Knights, Inc., 400 Reimann Ave., Sandwich, IL 60548. Phone: (815) 786-8411.

CTS KNIGHTS, INC.



Circle 111 on reader service card

Why limit your application opportunities? Go with Noritake's optimized Itron displays!



You don't have to be restricted by the shortcomings of ordinary digital display schemes when you can get "best-fit" solutions at really right prices with Noritake's Itron Fluorescent units.

5 x 7 Dot Matrix Arrays. 14-Segment Alphanumeric and 7-Segment units. Bar and Dot Matrix Graphic Panels. Special Character Configurations. Whatever your application calls for, we most likely have a cost-effective answer in stock—or we can develop a special configuration to fit your particular design needs. You'll appreciate more than mere money-savings, too. Like bright, high readability at a distance, even under high ambient light conditions. Plus low voltage and moderate power consumption. And, narrow silhouette, compact, flat-glass packages that are simple and convenient to mount. So contact us now and get your optimized display designs going fast with Noritake's Itron Fluorescent units.

itron[®]

FLUORESCENT
DISPLAYS

Patented and manufactured by
ISE ELECTRONICS CORP.

INTERNATIONAL REPRESENTATIVES

WEST GERMANY: Neumuller GMBH, 8 Monchen 2,
Karlsruhe 55, Phone: (089) 599-1230, Telex: 522106.

FRANCE: Europave France, 5 Ave. Leon Harmel,
Antony Cedex 92167, Phone: 666-21-10, Telex: 42204381

UNITED KINGDOM: ITT Component Service, West Road,
Harlow, Essex CM20 2BP U.K., Phone: 027-35351, Telex: 817202

HONG KONG: Phone: 5-232420 TAIPEI Phone: 351-0293

NORITAKE ELECTRONICS, INC.

L. A. OFFICE: 22410 Hawthorne Boulevard, Torrance, CA 90505, (213) 373-6704, Telex: 67-4910
N.Y. OFFICE: 41 Madison Avenue, New York, NY 10010, (212) 481-3440, Telex: 12-5469

NORITAKE COMPANY, LIMITED

JAPAN: 1-1 Noritake Shinmachi, Nishiku, Nagoya-Shi, (052) 561-7111, Telex: J59738
EUROPE: Burotel Belgium SA, Rue de la Presse 3-5, 1000 Bruxelles, (02) 217-83-60, Telex: 4626962

Circle 112 for Literature Only

Circle 267 for Demonstration

World Radio History

Suddenly your last year's Electronics Buyers' Guide is as outdated as last year's phone book

Just published; 1978 Electronics Buyers' Guide. Completely new listings of catalogs, new phone numbers, new addresses, new manufacturers, sales reps, and distributors! The total market in a book—four directories in one!

1.

Directory of products. Over 4,000 products, over 5,000 manufacturers.

2.

Directory of catalogs. Includes six post-paid catalog inquiry cards for 10-second ordering.



3.

Directory of manufacturers. Local sales offices, reps, and distributors, with phone numbers. Number of employees and engineers, dollar volume, name of company contact.

4.

Directory of trade names of products and their manufacturers. You can trace a product by its trade name only.

The only book of its kind in the field.

If you haven't got it, you're not in the market.

To insure prompt delivery enclose your check with the coupon now.

Electronics Buyers' Guide
1221 Ave. of the Americas
New York, N.Y. 10020

Yes, please send me _____ copy(ies) of 1978 EBG.
 I've enclosed \$25 per copy delivered in the USA or Canada.
 I've enclosed \$35 per copy for delivery elsewhere (\$47 if shipped by Air). Full money-back guarantee if returned in 10 days.


Name _____

Company _____

Street _____

City _____ State _____ Zip _____

YOUR FLAT CABLE CONNECTION NEEDS ARE SUMMED UP IN ONE WORD. AUGAT.



We have everything it takes to make the right connections. And we mean everything. What's more, all our connectors offer the advanced technology and high quality you've come to expect from Augat.

Take our unique crossover header. Its special mirror-image pin design inside the connector lets you mate cable-to-cable with direct line continuity. This eliminates translator boards and lets you make

make "T" connections for special programming, testing, or daisy chaining.

Of course, if you need standard flat cable and



connectors, we have those, too. In fact, we have a wide range of female socket connectors, DIP plugs, and header assemblies. We can even supply complete assemblies to your specifications.

bulkhead connections without polarization problems.

Yet our new crossover header isn't the only thing that's new. We also offer a new intra-switch and intra-connector. They make it easy to isolate or select any combination of circuits individually or in a group. What's more, they let you



When you add Augat's line of mass termination connectors to our complete line of DIP sockets, packaging panels, and Wire-Wrap® services, you get the single source for all your interconnection needs.


So if you've been having a hard time making ends meet, call your nearest Augat distributor, or write Augat, Inc., 33 Perry Avenue, P.O. Box 779, Attleboro, Mass. 02703. Tel. (617) 222-2202.

*Registered trademark of Inter-Technology Company

AUGAT®

Augat interconnection products, Isotronics microcircuit packaging, and Alco subminiature switches.

calcumeter™



...a new dimension
in multimeters
that can save you
hours per week
through these
"micro-powered"
measurement
techniques:

SET UP ONCE, THEN
AUTOMATICALLY
AND DIRECTLY...

You scale/offset...
You sort with limits...
You average noise away...
You get dBV directly...

You display in % DEVIATION...
You troubleshoot by sound...
You measure and HOLD one
million times on a single
9V battery...

You control and datalog remotely
with accessory printer...

You perform math conversions
with 11 special keys...

You store... five different
locations.

Plus autoranging, autozeroing,
autopolarity...

AND MUCH, MUCH MORE...

for only **\$389**
BASIC UNIT U.S.A. ONLY

Displayed at
WESCON Sept. 1978
ISA Oct. 1978



ELECTRO SCIENTIFIC
INDUSTRIES, INC.
Portland, OR.

Look what our custom CMOS microcomputer helps you do:

ESI's all new Calcumeter 4100 is a far cry from simple measurement and calculation ... It's a synthesis and total integration of the two main functions of every electronic engineer's life. Starting from our 25 years leadership in precision instrumentation, we let our imagination fly as to what a microcomputer could do ... The following Special Measurement Modes will automatically condition every measurement you make in volts, amps and ohms:

SCALING AND/OR OFFSET
 Program a constant and automatically scale any measurement. Add or subtract a constant to a direct or scaled value. Program the two together.

DIGITAL AVERAGING
 Average n^{th} measurements. Program away noise. Increase resolution.

HI-LO LIMITS SORTING
 Program upper and lower limits and graphically display each measurement value proportionally to the limits. Limits can be over wide dynamic range—on different ranges.

INVERSE CONVERSION
 Converts every measurement to its inverse value. Display resistance as conductance.

DECIBEL VOLTAGE
 Display each measurement referenced to a programmed value in decibels. Display (dBV) = $20 \text{ Log}_{10} \frac{\text{MEASUREMENT}}{\text{STORED VALUE}}$

DEVIATION MODE
 Displays each measured value as a percent deviation of a programmed nominal or previously measured value.

AUDIBLE ALARM
 Once pushed, a crisp tone sounds whenever an error occurs—particularly useful when in the LIMITS or FIXED RANGE modes.

PLUS THESE SPECIAL MATH KEYS!
 Every measured value is automatically stored in the x register for direct calculator conditioning.

- Sum measurements.
- Process complex equations.
- Store up to 5 measurements.
- Solve for parallel resistances.
- All in efficient Reverse Polish Notation.

$\frac{x}{y}$ $\frac{x}{y} \div$ 10^x e^x y^x LOG LN
 $\frac{x}{y} \times$ $\frac{x}{y} \div$

AND THE ABILITY TO STORE AND MOVE DATA TO FIVE DIFFERENT MEMORY LOCATIONS

You get a four-level stack, plus an independent Memory. Four direct Memory keys with momentary display of Memory contents.

$\frac{x}{y}$ $\frac{x}{y} \div$ $\frac{x}{y} \times$ $\frac{x}{y} \div$

CONT Measure continuously
 twice a second. Press HOLD to store final reading.

HOLD 1,000,000 Single Cycle Measurements or 3000 hours from one 9 V battery.

DISP Display Control Select engineering notation, scientific notation or programmable fixed decimal. The calculator works with 8 digits, while the measurement electronics resolves $3\frac{1}{2}$.

A $3\frac{1}{2}$ -digit DMM with extraordinary portability

RANGE Autorange or Fixed You're in autorange when you turn on, which automatically seeks best resolution within six ranges. Or push RANGE and a number to select a specific range.

SPECIFICATIONS

AMPS: 10 μ A resolution up to 200 mA, to 20 Amps with accessory shunt.
 VOLTS: 10 μ V sensitivity through 1000 Vdc, 750 Vac.
 OHMS: 0.1 Ω resolution through 20 M Ω .
 Basic accuracy: 0.25% dcV.



CALCUMETER OPERATION SELECTION

You program one from each group.

MEASUREMENT FUNCTIONS		RANGE CONTROL	MEASUREMENT CONTROL	MEASUREMENT MODES	DISPLAY FORMATS
A	~ ac	AUTORANGING	SINGLE CYCLE MEASUREMENT	DIRECT MEASUREMENT	ENGINEER NOTATION
V					SCIENTIFIC NOTATION
Ω	\equiv dc	FIXED RANGES	CONTINUOUS MEASUREMENTS	SPECIAL MEASUREMENT MODES	FIXED DECIMAL

FULL SCALE RANGES

PUSH	DC VOLTS	AC VOLTS	DC AMPS	AC AMPS	OHMS
RANGE 0	0		A U T O R A N G E		
RANGE 1	19.990×10^{-3}	19.990×10^{-3}	19.990×10^{-3}	19.990×10^{-3}	199.90
RANGE 2	199.90×10^{-3}	199.90×10^{-3}	199.90×10^{-3}	199.90×10^{-3}	1.990×10^3
RANGE 3	1.9990	1.9990			19.990×10^3
RANGE 4	19.990	19.99	Current ranges can be expanded by using ESI Model 4130 Current Shunt.		
RANGE 5	199.90	199.90			199.90×10^3
RANGE 6	1000	750			1.9990×10^6
					19.990×10^6

CALL NOW TOLL FREE 1-800-547-5637 OR USE COUPON ON BACK

World Radio History

Calcumeter 4100

The "micro-powered" multimeter with a mind of its own.

Options/Accessories

The Calcumeter is the first to offer the best of both worlds as far as a calculator and a high performance processing digital voltmeter are concerned ... combining them into one interactive package, which makes possible functions not performed on any other DMM or calculator at any price.

And you order with confidence, knowing that the guarantee below is backed by one of the industry's oldest and most careful manufacturers of precision instrumentation.

OUR NO RISK FREE TRIAL GUARANTEE

With no strings attached you can order your Calcumeter 4100, and the accessories you desire, use them for two weeks and still return them for full credit or refund if you are not satisfied for any reason. In addition, the product carries a full year warranty.

1 ORDER NOW!

Call 1-800-547-5637 FREE to place your order (Oregon residents: 1-503-297-1729)

2 OR, SEND YOUR PURCHASE ORDER TO:

Micrometrics, Inc.*Suntek Business Park
9450 S.W. Barnes Rd.
Portland, OR 97225

3 OR, USE THIS COUPON BELOW (TO ADDRESS ABOVE)

*Exclusive sales agent for all Calcumeter products designed and manufactured by Electro Scientific Industries.

The \$389 "micro-powered" package:

The standard package and equipment that comes with every Calcumeter 4100 includes the following:

- 1) Calcumeter 4100, with 9V battery.
- 2) Test leads with fingerguard probes and recessed connectors.



- 3) Direct prod for probing with instrument in hand.
- 4) Two alligator clips that screw on to end of probes.
- 5) Complete Owner's Handbook (priced \$10 when purchased separately). Over 100 pages.
- 6) Shortform manual—snaps into storage case.
- 7) Storage case and benchtop cradle.

Data Logging Printer

A must for anyone desiring automatic data printout, this low cost printer plugs into the Calcumeter's bidirectional data port next to the output jacks. Internal clock permits interval sampling ranging from 3 seconds to three hours. Five button control. AC powered.



Temperature Probe

From -55°C to +125°C



RF Probe — Usable to 200 MHz

Current Shunt — Expands current measurement up to 20 amps.



Battery Eliminator Banana plug adaptor



Foot switch — For remote start.

AC Clamp-on Current probe expands current measurement to 200 amp.

Soft cases for Calcumeter and Printer



TO MICROMETRICS, Inc.,* PORTLAND, OR. Please ship the following: LIT ONLY

QTY	ITEM	@\$	TOTAL
	Calcumeter 4100. Includes test leads & probes, clips, direct prod, storage case, owner handbook, shortform manual, battery.	389.00	
	Data Logging Printer #4142	189.00	
	Temperature Probe #4120	69.00	
	Battery Eliminator #4110	12.50	
	RF Probe #4122	69.00	
	Banana Plug Adaptor #4115	6.00	
	Foot Switch #4116	18.00	
	Soft Case—Calcumeter #4118	9.50	
	Soft Case—Printer #4119	9.50	
	Current Probe #4132	89.00	
	Current Shunt #4130	39.00	
	Owner Handbook only #78082	10.00	
	Shipping & Handling		3.00
	TOTAL		

PAYMENT CHOICE:

- CASH—Check or money order enclosed
- PURCHASE ORDER—Attached—Terms Net 30
- CREDIT CARD—Charge to

VISA /BAC MASTER CHARGE

Include 4-digit number above name on card

EXPIRATION DATE _____

NAME _____

CO /ORG. _____

ADDRESS _____

CITY _____

STATE _____ ZIP _____

SIGN HERE _____

TITLE _____

PHONE (_____) _____

World Radio History



Designed and produced by

ELECTRO SCIENTIFIC INDUSTRIES, INC.
Portland, OR.

New products

Industrial

Control unit has programmer

Nine setpoint-versus-time
programs reside in unit
with three-mode controller

Continuing its evolutionary campaign to apply the benefits of micro-computer technology to the industrial-control area, Honeywell's Process Control division has developed what it believes is the first microprocessor-based digital control programmer that combines, in a single box, a setpoint-versus-time programmer and a three-mode controller. Unlike the earlier TDC 2000, which applied the microprocessor to large, interactive systems, the new DCP 7700 is a dedicated controller for unit processes. Typically, it will be used to control the temperatures of furnaces, environmental chambers, ovens, kilns, and the like.

Built around an Intel 8080, the DCP 7700 is capable of storing up to nine separate programs consisting of a total of 200 functions. Each function can be a ramp, a soak, or a switch actuation. Among the key features of the new programmer-controller are a nonvolatile memory

that needs no battery backup to retain stored programs during a power failure, key-lock security to prevent unauthorized changing of programs, and an extensive self-diagnostic program that exercises all of the unit's electronics, displays, and push buttons.

All functions, including the writing, verifying, and editing of programs, are controlled by front-panel push buttons. One time- and memory-saving feature is an automatic cycle command, which causes a program to repeat itself a preset number of times.

Another important feature, which can be implemented or disabled in the field, is guaranteed soak; this allows a soak to proceed only when the process variable gets within an adjustable error band around the set point. The soak period starts at that time.

The controller portion of the instrument can be provided either with a standard 4-to-20-mA current output or with a time-proportional output implemented by a set of relay contacts. The current can work into resistances from 0 to 1,000 Ω . The relay, whose contacts are rated at 120 v and 3 A, has an adjustable cycle time of 2 to 120 seconds.

A three-mode unit, the controller provides proportional, derivative, and integral action. Its output can be controlled automatically or manually, and it can perform bumpless



BY POPULAR DEMAND!

MS-215 Dual Trace Miniscope



With Rechargeable
Batteries & Charger Unit **\$435**

- 15-megahertz bandwidth.
- External & internal trigger.
- Auto or line sync modes.
- Power usage — < 15 W.
- Battery or line operation.
- 2.9" H x 6.4" W x 8.0" D.



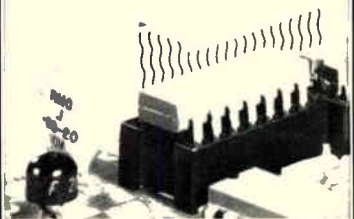
Non-Linear Systems, Inc.

Originator of the digital voltmeter.
Box N, Del Mar, California 92014
Telephone (714) 755-1134 TWX 910-322-1132

Circle 273 on reader service card

Check

- Transistors
- Capacitors
- Diodes
- IC's



CONTROLLED HEATING
... where it counts

THERMO-PROBE

Heat any integrated circuit or electronic component to its rated temperature with a heat probe. Accuracy $\pm 3^\circ\text{C}$ or better. Or check the component's temperature with a thermo-couple probe. Model 810 Thermo-Probe does both. Reads out directly in $^\circ\text{C}$ and $^\circ\text{F}$ on a large 4 1/2-inch meter.

**MTI MICRO-TECHNICAL
INDUSTRIES**

P.O. Box 287 South Laguna, CA 92677

TELEPHONE (714) 545-3734
TWX 910 596-1325 MICROTCH LBEH

Circle 3 on reader service card 273

New products

transfers from one mode to the other. Its temperature range can be field-selected for Fahrenheit or Celsius by an internal slide switch. Any standard thermocouple can be accommodated, as can a 100- Ω platinum resistance temperature detector. The unit can also accept 4-to-20-mA, 0-to-1,000-mV, and 1-to-5-v linear inputs.

The 7700 communicates in engineering units. Temperatures are set in degrees, not in percentages.

In small quantities, the model 770011 programmer-controller sells for \$2,990. Three programmer-only models are also available: the single-programmer model 770010 at \$2,400, the dual 770020 at \$2,500, and the triple 770030 at \$2,600. Quantity discounts are available on all four units. Delivery times are 10 to 12 weeks after receipt of order.

Honeywell Process Control Division, 1100 Virginia Dr., Fort Washington, Pa. 19034 [371]




THE NEW T-5Q AND T-5J

TWO LOW COST, QUALITY SWITCHES . . ENVIRONMENTALLY SEALED . . ABOVE AND BELOW KEYBOARD MOUNTING PANEL

T-5Q (Unlighted) T-5J (Lighted) Designed specifically for keyboard use in environmental extremes of water, dust and temperature the T-5Q and T-5J incorporate a tight-fitting neoprene boot that seals all internal switch parts above and below the keyboard mounting panel. Both switches feature low cost (5000 quantity price of the lighted T-5J, including lens and diffuserless lamp, is 99c), high switch-to-switch reliability, long life (20 million cycles), excellent performance characteristics and ratings and full freedom in style, color and function. Phone or write for detailed catalogue and sample.

Circle 274 on reader service card

 *the better switchmaker*

MECHANICAL ENTERPRISES • INC

8000 Forbes Place • Springfield, Virginia 22151 • (703) 321-8282 • TWX 710-832-0942

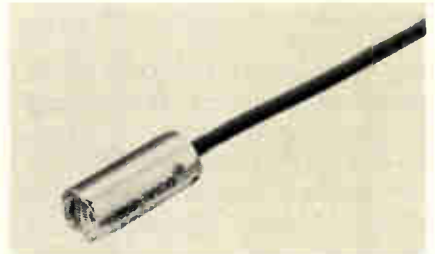
GERMANY *Neumuller GmbH* UNITED KINGDOM *Devlin Electronics, Ltd.* ITALY *ISAB, S.P.A.*
SWITZERLAND *DIMOS A.G.* HOLLAND *Logic Control Electronics B.V.*
FRANCE *Tekelec Airtronic* AUSTRALIA *General Electronic Services, Pty. Ltd.* SPAIN *Ceinsa*

World Radio History

Small microphone hears big noises

Designed to measure high-intensity sound during flight testing of jet aircraft, the model 8550M1 piezoresistive microphone responds to audible sounds from 100 to 190 dB SPL with a high-level output. The tiny transducer measures just 0.17 in. in diameter and 0.37 in. in length and weighs 10 g, including cable.

A sculptured-silicon diaphragm



that has a Wheatstone bridge with four active arms diffused into its surface is responsible for the unit's performance and ruggedness. Operation is in the gage mode, with the back of the diaphragm referred to atmospheric pressure through the cable. Hybrid circuitry within the case provides temperature compensation up to 200° F.

Endevco Dynamic Instrument Division, Rancho Viejo Road, San Juan Capistrano, Calif. 92675. Phone Jon Wilson at (714) 493-8181 [374]

Relative humidity transducer features fast response speed

Changes in relative humidity are sensed by the electrically conductive surface layer of the PCRC-11 transducer. Although the surface layer is integral with a nonconductive dielectric substrate, it is uncoated; therefore, the 7/8-by-1 3/8-by-1/16-in. unit adsorbs, rather than absorbs, water. This lowers the unit's response time, hysteresis, and temperature coefficient.

The sensor monitors relative humidity from 0% to 100% over a

Smart performance on a dumb budget.



For the cost of a dumb instrument, you can now have a very sophisticated microprocessor controlled universal timer/counter. The new Racal-Dana Series 9500.

The Series 9500 gives you our patented Auto Trigger function that automatically sets trigger levels to the ideal trigger point of each incoming waveform at the touch of a button. No more hunting, no more guessing.

The Series 9500 also gives you GPIB interface that saves design time, simplifies system operation and eliminates the need for additional equipment.

The Series 9500 has versatile arming capabilities that enable you to take advantage of Synchronous Window and Selective Gate Control. This simplifies your measurement procedure and gives you the capability of selecting specific ranges or events to measure with absolute confidence in your results.

The Series 9500 is the fastest, easiest, most versatile instrument in its price range. It's a very smart buy...even on a dumb budget. Give us a call and we'll tell you just how smart the Series 9500 really is.

Racal-Dana Instruments, Inc., 18912 Von Karman Ave., Irvine, CA 92715. Phone: 714/833-1234.

RACAL-DANA

RACAL

KNOBS



Matching Instrument Series

When good instrument design needs a compliment, choose Buckeye knobs. Visual harmony is achieved in any type: round, bar, concentric, pointer or skirted, because they match in appearance. Fine markings are also a hallmark of quality by Buckeye craftsmen — either hot-stamped or silk-screened. Buckeye knobs are standard with two set screws and aluminum bushing precisely set to assure concentricity. Prices start at .390 in thousand lots.

WRITE TODAY FOR NEW KNOB CATALOG


the **BUCKEYE** stamping company

555 Marion Rd., Columbus OH 43207
614/445-8433



Circle 5 on reader service card

New products



temperature range of -60°F to $+200^{\circ}\text{F}$. Response time is largely a function of ventilation. At zero ventilation, the transducer takes at least 30 seconds to register a 63% change in relative humidity; this drops to milliseconds with moderate air ventilation.

Phys-Chemical Research Corp., 36 West 20 St., New York, N.Y. 10011. Phone (212) 924-2070 [375]

Fast, Reliable EPROM Erasing



Only UVP offers a complete family of high quality UV Erasing Systems to meet your needs. And for a lot less than you'd imagine. All offer simple operation and reliable performance for fast, complete erasure of 4 to 600 chips in 20 minutes or less!

Small wonder they've become the recommended UV source by Eprom manufacturers and users.

Quality-built and backed by 46 years of UV experience and technology.

Available only through your authorized UVP Eprom Erasing Systems Dealer.

ULTRA-VIOLET PRODUCTS, INC. 
5100 Walnut Grove Avenue, San Gabriel, CA 91778 U.S.A.

276 Circle 9 on reader service card

Bidirectional controller stores 50 preset numbers

The Series 7920 Multicontroller automatically controls multistep machining and processing operations with the help of a microprocessor-based predetermining counter.

Preset numbers are entered into the counter on a front-panel keyboard. Count and preset information appears on a six-decade light-emitting diode display, while the preset row number shows up on a second display. Input circuitry accepts pulses up to 10 kHz in unidirectional operation and quadrature, add/subtract, and count-direction inputs in the bidirectional mode. Common or individual prewarn/slowdown outputs operate while counting up as well as counting down.

A nonvolatile memory permanently retains all count, preset, and programming data. Open-collector

Electronics / October 26, 1978

Perfection comes
to an imperfect world.



Racal-Dana Instruments Inc.
18912 Von Karman Avenue, Irvine, CA 92715. Telephone: 714/833-1234.

Circle 271 for Literature Only.

With true rms from 10Hz to 1.5GHz,
you can now make accurate RF
millivolt measurements no matter
what the shape of your wave form.

Only the Racal-Dana 9301A gives you
true rms measuring capability for RF
signals. With less than 20 microvolt
residual noise levels, it assures you
maximum accuracy to -60dBm.

You get direct, accurate read-
outs without the need for calculations.
And a read-and-hold probe cir-
cuit allows you to capture
and store readings up to
3 minutes.

In addition, the 9301A
is fully programmable
for systems applications.

Don't settle for less than
the 9301A. At \$1295, it's the
perfect solution. Call or write today.

RACAL-DANA

RACAL

Circle 20 for Product Demonstration.

Bowmar's
New Look
in Tactile
Feedback
Keyboards

TACTIFLEX

Bowmar's new "Tactiflex" flat-surface custom
keyboards are ideal for any configuration from a
basic keyboard to complex total systems.

● Tactile response so vital to quick and positive
contact ● Flat, spill-resistant surfaces for ease of
maintenance ● Unlimited overlay graphics include
colors, sizes, shapes and nomenclatures to meet
functional and aesthetic demands with a limitless
variety of customized designs ● Special advice and
assistance in keyboard problems


Bowmar

Bowmar Instrument Corp.
8000 Bluffton Road • Fort Wayne, Indiana 46809
(219) 747-3121

Circle 21 on reader service card

World Radio History

So sensitive, so compact



They'll change your ideas about dc relays!

Our supersensitive dc relays are ideal for high density pack-
aging. They provide plenty of switching capacity in a small
cube and are real power misers when it comes to sensitivity.

Take our SPDT 28 Series relay (left). It's available with 3 to
10 amp contact ratings. Sensitivity ranges from only 44 to 176
mW. The entire package is just a 1.1" cube. PC mount, of
course. The 27 series (top) is only .526 cu. in. A general
purpose 3 amp SPNO, SPNC, SPDT relay, it has a sensitivity
of from 180 mW to 400 mW. Or take the 3 to 10 amp Series
29 relay (right). It takes as little as 176 mW to operate. Another
energy miser!

These are typical of the NAPCC dc relay line. All are de-
signed for maximum sensitivity, minimum size and maximum
ratings. Not to mention highly competitive pricing.

Send for information today!

NORTH AMERICAN PHILIPS CONTROLS CORP.

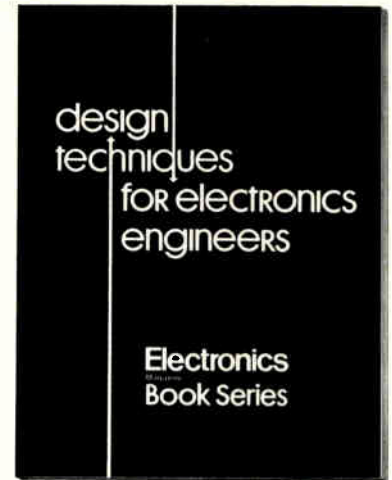
Frederick, Md. 21701 • (301) 663-5141

Circle 22 on reader service card

277


New from Electronics... when you can't afford to reinvent the wheel.

Here's just a sampling of the vast range of useful information you'll have at your fingertips...



- How to use soluble masks to protect pc boards from solder.
- How to evaluate power dissipation in microcircuit design.
- How to hand-solder DIP circuits to save testing dollars.
- How to compare the power of C-MOS with TTL.
- How to really look at low-drift IC op amps.
- How to accurately trim closed resistor loops.
- How to drive LEDs directly from C-MOS logic outputs.
- How to convert coordinates and find SWRs graphically.
- How to compare coaxial-cable shielding effectiveness.
- How to calculate resistance for sum and difference networks.
- How to use a programmable calculator to analyze filter designs.
- How to compute response of RLC networks with a short program.
- How to eliminate stray signals in remotely gain-switched op amps.
- How to chart power losses for hybrid-combined amplifiers.
- How to reduce IC FET op-amp input bias currents.
- How to build timing circuits for noisy environments.
- How to approximate waveforms with exponential functions.
- How to increase an instruction set without increasing word length.
- How to extend the life of digital recording heads.
- How to add numeric readout to logic probe displays.
- How to pick the right film for better oscilloscope pictures.
- How to use a frequency counter to measure capacitance.
- How to evaluate high-energy pulse effects on materials.
- How to operate a logic gate as a flip-flop.
- How to choose the right detector for rf power measurements.
- How to measure the access time of bipolar read-only memories.
- How to test power supplies quickly and cheaply.
- How to get the most out of a digital multimeter.
- *And much, much more.*

Order today, and don't forget the other valuable books in the Electronics Books Series listed on the coupon below.

Electronics Book Series P.O. Box 669, Hightstown, NJ 08520			If after my 10-day free-trial examination I am not fully satisfied I understand that my payment will be refunded.	
1. Microprocessors Send me _____ copies at \$8.95 per copy.			<input type="checkbox"/> Payment enclosed <input type="checkbox"/> Bill firm <input type="checkbox"/> Bill me Charge to my credit card: <input type="checkbox"/> American Express <input type="checkbox"/> Diners Club <input type="checkbox"/> BankAmericard/Visa <input type="checkbox"/> Master Charge*	
2. Applying Microprocessors Send me _____ copies at \$9.95 per copy.		Acct No. _____ Date Exp. _____		
3. Large Scale Integration Send me _____ copies at \$9.95 per copy.		*On Master Charge only, first numbers above name _____		
4. Basics of Data Communications Send me _____ copies at \$12.95 per copy.		Name _____ Title _____		
5. Circuits for Electronics Engineers Send me _____ copies at \$15.95 per copy.		Company _____		
6. Design Techniques for Electronics Engineers Send me _____ copies at \$15.95 per copy.		Street _____		
7. Memory Design: Microcomputers to Mainframes Send me _____ copies at \$12.95 per copy.		City _____ State _____ Zip _____		
8. New Product Trends in Electronics Send me _____ copies at \$14.95 per copy.		Signature _____		
Discounts of 40% on orders of 10 or more copies of each book.				

New products



output sequencing and hold time, as well as other operating modes, are also entered through the front-panel keyboard. The Model 7920 also includes a separate six-decade pre-determining batch counter.

Veeder-Root, 70 Sargeant St., Hartford, Conn. 06102. Phone A. Patricelli at (203) 527-7201, Ext. 422 [376]

6- or 8-digit counter-timer has built-in battery

Depending on which plug-in function card is inserted into the 8000 Series counter-timer, it can operate as a direct counter of switch closures or ac or dc pulses, a programmable timer, a rate meter, or a digital tachometer. All function cards are field-programmable for high-speed counting and use in electrically noisy environments.

The unit itself is available in six- and eight-digit versions, using orange light-emitting diodes. The 8000 Series contains a built-in 110/220-v, 50/60-Hz power supply, from which 110 mA at 5 v is available to drive photoelectric and proximity devices and shaft encoders. Also included is a rechargeable nickel-cadmium battery capable of supporting the count for six months



Digital Equipment Corp.

Data General Corp.

PDP-11, NOVA & INTERDATA users

handle your Tape and Disc System needs...

...with performance never before available

Universal Tape Controllers

- Software Compatible for PDP-11, Nova & Interdata
- Embedded design
- 9 Trk 800/1600 bpi, 7 Trk 200/556/800 bpi intermixed
- 12.5 to 125 ips

Universal Disc Controllers

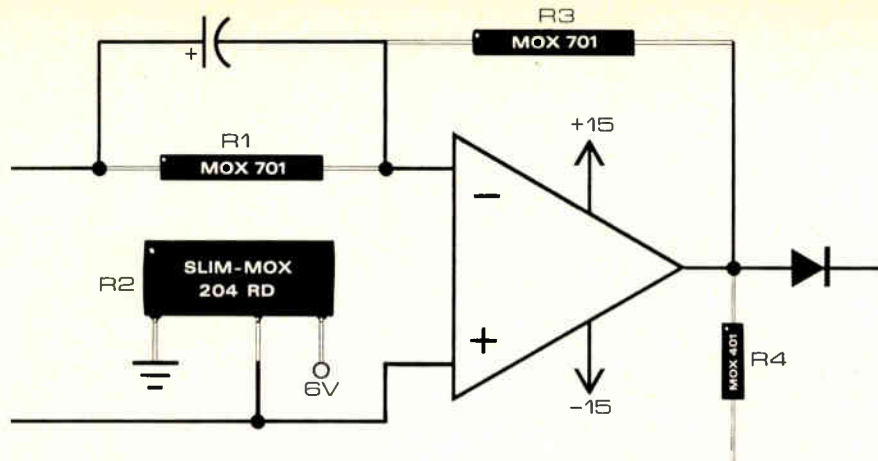
- Software Compatible for PDP-11 & Nova
- Embedded design
- Top Load (5440) & Front Load (2315)
- Up to 20 mb per drive

WRITE FOR COMPLETE INFORMATION



western peripherals T.M.

(714) 991-8700 • TWX: 910 591-1687 • Cable: WESPER
1100 Claudina Place, Anaheim, CA 92805



Our resistors stand out.

A superior resistor naturally stands out. And a resistor that combines low cost, inherent stability and reliability stands way ahead of the crowd. Our Commercial Performance Mox series does just that. And more. Its family of resistors now serves applications ranging from high impedance electrometer circuits to bleeder resistors. Developed through a refinement of our high voltage resistor technology, the CPM series provides the superior performance which you've come to expect from VICTOREEN, at a very accessible price. We've combined high technology, low price and delivery. Which is why our resistors stand out . . . and Our Customers Prefer Mox.



TYPE	VOLT RATING	POWER @ 70°C	"L" MAX
MOX 401	1.5 Kilovolts	0.5 Watts	0.500 Inches
MOX 701	3.0 Kilovolts	1.0 Watts	0.840 Inches
MOX 1101	6.0 Kilovolts	1.5 Watts	1.235 Inches

TYPE	RESISTANCE RANGE AND TEMPERATURE COEFFICIENTS			TOLERANCES
	100 PPM/°C	250 PPM/°C	500 PPM/°C	
MOX 401	100K-200M	201M-1000M	1001M-1500M	1,2,5 and 10%
MOX 701	100K-400M	401M-2000M	2001M-2500M	1,2,5 and 10%
MOX 1101	100K-600M	601M-2500M	NA	1,2 and 5%

VICTOREEN, INC.

10101 WOODLAND AVE • CLEVELAND, OHIO 44104
Phone: (216) 795-8200 • TWX: (810) 421-8287



Circle 27 on reader service card

New products

during power outages.


The 8000 Series is available in panel-mounted, wall-mounted and base-mounted versions. Delivery is from stock; prices start at \$130.

Kessler-Ellis Products Co., Atlantic Highlands, N. J. 07716 [377]

Reflective object sensors are low-cost, reliable

For noncontact sensing applications such as paper-edge detection, motor-speed control, and proximity detection, the OPB 708 and 709 reflective object sensors combine high efficiency with solid-state reliability.

Each mates a solution-grown light-emitting diode with a photosensor—a silicon npn phototransistor in the OPB 708, a photo-Darlington in the OPB 709—in a molded plastic package. The photosensor receives radiation from the LED only when a reflective object is in its field of view, so it could be used in, say, an automated container-filling operation to



initiate the flow of the liquid or powder to be packaged.

With the unit positioned 0.150 in. from a reflective surface and a LED current of 40 mA, typical output current for the 708 is 50 μ A for a 90% diffuse surface, 1 mA for a specular surface like aluminum foil. Under the same conditions, the OPB 709's output current would be 7.5 mA and 100 mA, respectively.

Both models are available from stock. In quantities of 1000, the OPB 708 is priced at \$1.75, while the OPB 709 costs \$2.75.

Optron Inc., 1201 Tappan Circle, Carrollton, Texas 75006. Phone (214) 242-6571 [378]

Just published: 1978 EBG!

Completely new listings of catalogs, new phone numbers, new addresses, new manufacturers, sales reps, and distributors! The total market in a book—four directories in one!

To insure prompt delivery enclose your check with the coupon now.



Electronics Buyers' Guide
1221 Ave. of the Americas
New York, N.Y. 10020

Yes, please send me _____ copy(ies) of 1978 EBG.
 I've enclosed \$25 per copy delivered in the USA or Canada.
 I've enclosed \$35 per copy for delivery elsewhere (\$47 if shipped by Air). Full money-back guarantee if returned in 10 days.

Name _____
Company _____
Street _____
City _____ State _____ Zip _____

Our help can get your new European plant started. Our people will keep it working.

Any country in the EEC can help you set up production. You could shop from government to government for assistance. Compare start-up grants, loan subsidies, tax relief, employee training and so on.

What would you find? Here is the conclusion reached in an independent study of the Common Market countries by Plant Location International of Brussels: "Overall, Northern Ireland gives the best package of incentives."

But the ribbon-cutting is just the first step. Whatever the size and nature of financial aid, ultimate success depends on the quality of the local work force and management.

A TRADITION OF INDUSTRY

The people of Northern Ireland are part of a manufacturing tradition that stretches back to the Industrial Revolution. It has shaped positive attitudes toward productivity, attendance, new production techniques, and company loyalty. This heritage shows in the smooth relations between company and union. Here workers possess a range of skills from the basic to the sophisticated. Here work is work. People of all political views work harmoniously together.

All this has helped productivity in Northern Ireland to increase 37% over an eight-year period. At the same time, a yearly average of only 368 working days per 1,000 workers were lost here, compared to an average 559 days in

the United States. And rates of labor turnover are among the lowest anywhere.

THE AMERICAN EXPERIENCE

More than thirty U.S. manufacturers serve their Common Market customers from Northern Ireland. Among them are Du Pont, Goodyear, Ford, Monsanto, ITT, and Tenneco. Grundig, Telefunken, and Enka are here from the Continent. Most U.S. firms now have full local management, who successfully employ American management techniques.

A NEW ARRIVAL—GM

General Motors, which has recently decided to locate in Northern Ireland, comments: "Among the many factors that led to the choice of Northern Ireland is your established tradition in engineering, the quality of your skilled workers, the fine record of labor performance in the province, and your excellent communications by road, rail, sea, and air."


GET STARTED

Talk to Reg Browne or George McLaren at our New York Office. Whether your European location needs are immediate or future, they'll quickly tailor an offer of assistance to suit your project outline. Call (212) 593-2258. Or write: Northern Ireland Industrial Development Office, British Consulate-General, 150 East 58th Street, New York, New York 10022.

NORTHERN IRELAND
Put us to work for you.

ASSOCIATED ENVIRONMENTAL SYSTEMS

Reliable Low Priced Chambers



Low cost liquid CO₂ cooled BK series chambers from ½ ft.³ to 27 ft.³ working volume. Temperature ranges from -100°F to +425°F with control stability ± ½ °F. All with RFI free, solid-state controls, forced air circulation, adjustable high temp failsafe, stainless steel interiors, all as standard items. Automatic programmers, various size viewing windows, access ports, liquid Nitrogen (LN₂) cooling, and ambient air cooling are optional.

Mechanical Refrigeration Chambers

For those customers with longer test requirements, Associated offers the most complete line of self contained mechanical, cascade refrigeration chambers — the SK and FK Series. Ranges from -120°F to +350°F with control stability ± ½ °F. Bench top units in 1, 2, 5, 8 ft.³ and floor models in 14, 33, and 64 ft.³. Associated also offers a complete line of temperature-humidity, salt spray test component chambers and walk-in rooms.

ASSOCIATED ENVIRONMENTAL SYSTEMS

Subsidiary of Walter Kidde & Company, Inc.

KIDDE

360 MERRIMACK ST., LAWRENCE, MA 01842
(617) 683-9501 • TWX 710-342-0765

282 Circle 30 on reader service card

Converting Force to mV's? That Takes Interface...



...Interface, Inc., designer and builder of a full line of precision strain gage load cells for force measurement and test systems. This low range Minibeam cell offers a guaranteed error band of less than ± 0.04%, is thermally compensated to within 8 ppm/°F, yet is priced as low as \$160 in unit quantities. Like all Interface load cells, it's warranted for 2 years.

For specifications on 5 to 250 pound capacity Minibeams that operate in tension or compression—for details on load cells with capacities to 100 tons, contact Interface, Inc., 7401 E. Butherus Dr., Scottsdale, AZ 85260 USA. (602) 948-5555. Telex 668-394.



Low Profile



Sealed Super-Mini



Super-Mini

interface

ADVANCED FORCE MEASUREMENT

Circle 31 on reader service card

.100 centers CARDEDGE CONNECTORS

4 thru 50 Bellowform Contacts


Single Sided



TYPICAL SECTION THRU CONTACT

Write for free sample.
6121-0-□ □ A

Specify contact quantity
Specify terminal
"X" for solder lug
"DD" for flow solder to fit .037 dia. eyelet




6121-0-35XA SHOWN

For nearest sales office or distributor, see your electronic directory.



Continental Connector Corporation
34-63 56th Street, Woodside, N.Y. 11377
PHONE: (212) 899-4422

Circle 33 on reader service card



Get the inside story... on software, hardware, simulations, computer games, robotics, computers and calculators, languages and compilers, custom systems design and scores of applications.

Read **BYTE**®

BYTE, the leading magazine in the personal computer field, will keep you aware of fast-paced changes in the ever growing world of micro-processors. You'll find **BYTE** tutorials invaluable, reports on home computer applications instructive, and the reviews of computer products stimulating.

Tutorial information in **BYTE** is of interest to both the beginner and

experienced computer user. **BYTE**'s editorial content explores the fun of using and applying computers for personal satisfaction in activities from electronic music to electronic mail, from games to pragmatic personal business. In **BYTE** is found authoritative yet easily read coverage of principles of computer hardware and software design, approaches to novel applications,

and essentials of proven interest to personal computer enthusiasts.

Each month serious computer users read **BYTE**. They're rewarded with timely articles by professionals, computer scientists and competent amateurs. Isn't it time you got the inside story? Subscribe now to **BYTE**, the Small Systems Journal.

Fill in and mail the coupon today. Read your first copy of **BYTE**. If it is everything you expected, honor our invoice. If it isn't, just write "Cancel" on the invoice and mail it back. You won't be billed and the first issue is yours at no charge.

Allow 6 to 8 weeks for processing. If you have any questions, dial toll free 800-258-5485. This is the number of the **BYTE** Subscription Department.

BYTE and **BYTE** logo are trademarks of **BYTE** Publications, Inc.

© **BYTE** Publications, Inc. 1978

BYTE Subscription Dept. P.O. Box 590 Martinsville, NJ 08836
Please enter my subscription for

- One year \$15 (12 issues) Two years \$27 Three years \$39
 Send group rate information
 Check enclosed entitles me to 13 issues for price of 12 (North America only)
 Bill Visa Bill Master Charge Bill me (North America only)

Card Number _____ Expiration Date _____

Signature _____ Name (please print) _____

Address _____

City _____ State/Province/Country _____ Code _____

- Foreign Rates (To expedite service, please remit in U.S. Funds)
 Canada or Mexico One year \$17.50 Two years \$32 Three years \$46.50
 Europe, one year (air delivered) \$25
 All other countries, one year (surface delivered) \$25. Air delivery available on request. 7UAG



AO STEREOSTAR[®] Microscope. It has everything from A to Zoom.

**ALL ESSENTIAL FEATURES FOR AN
OUTSTANDING INDUSTRIAL MICROSCOPE**

Auxiliary Lenses: .5x, 2x

Body Rotation: 360°

Eyepieces: 10x, 15x, 25x

Field Size Range (inches): .13-2.25

Magnification: Standard 7-30x; Range 3.5-150x

UL listed Illuminator

Working Distance: Standard, 4.0 inches; Range, 1.4-5.7 inches

**Zoom Range: .7-3x; Zoom Control: Dual Side Mounted; Zoom
Ratio: 4.3-1**

These are all features you want and need for efficient assembly or inspection of microcomponents. The AO STEREOSTAR ZOOM Microscope was specifically designed for production-line applications. It's easy to use, with plenty of working distance plus coupled zoom control conveniently located on both sides. And traditional AO quality optics give very high resolution for crisp, sharp images. Send for a detailed brochure. American Optical, Scientific Instrument Division, Buffalo, NY 14215.

AO
American
Optical

FREE Washer Catalog and Sample Pack

*Catalog lists 3000 sizes of
non-standard washers and spacers
available without die charge*

All metal washers are flat and tumble de-burred. They are made immediately to your order from existing dies. Materials certified if needed.

Boker's complete stamping capability includes tooling, welding, metallurgical lab, assembly, and quality control. Let us give you a quick quote.

For your convenience our complete catalog is reprinted in ThomCat. Look under BOKER'S in Volume 9.

Satisfied customers from coast to coast.

BOKER'S, INC.

3104 Snelling Ave. So., Mpls., MN 55406 Phone 612-729-9365
Circle 37 on reader service card



OD's from
.086" to 1.936"
ID's from
.027" to 1.637"
Thicknesses:
.005" to .125"
Any stampable
material

Stamping
Specialists
Since 1919.

VIBRATION-PLUS COMPLETE TESTING SYSTEMS



Sine or Random Vibration up to: 5,000 pound force,
1,800 pound payload, 2,000 Hertz frequency.



Plus: Automatic Multi-channel System Control

Plus: Total Systems Engineering

Plus: Temperature/Humidity

Plus: Customized Fixturing

Plus: Data Acquisition

*Thermotron will
do it all for you!
Design, Install
and Service a
Totally Integrated
System.*



Small Business Subcontractor of the Year • 1977 / Region 5

**THERMOTRON INDUSTRIES
DYNAMIC SYSTEMS DIVISION**

KOLLEN PARK DRIVE, HOLLAND, MI. 49423
PHONE (616) 392-1492 / 396-1727

MOTOROLA MICROMODULE USERS: INTERFACE TO THE REAL WORLD.

RTI-1230 SERIES. 7 COMPLETE "PLUG-IN AND GO" ANALOG I/O SUBSYSTEMS.

Real world interfacing for data acquisition made easy. Complete functional, electrical and mechanical compatibility with the Motorola EXORciser Development Systems and Micromodule single board computers. Functions are pre-wired. All microcomputer bus connections are made by simply plugging the RTI-1230 Series board into the card cage. All you have to do is connect your analog signals and start collecting data. Here are the choices:

- RTI-1230 Input System – Up to 32 Analog Inputs, High Performance 12 bit A/D.
- RTI-1231 Combination System – Up to 32 Analog Inputs and two 12 bit DAC outputs.
- Choice of Resistor or Software programmable Gain Instrumentation Amplifiers.
- RTI-1232 Output Systems – Four 12 bit analog outputs, plus optional 4-20 mA current loop drivers – 4 digital logic drivers.
- Optional high speed 8 bit A/D.

MEMORY MAPPED I/O SIMPLIFIES PROGRAMMING.

Memory Mapping makes A/D conversions as simple as reading data

from a single memory location; the result - reduced system software, enhanced throughput, and faster setup.


COST EFFECTIVE SOLUTIONS FOR DATA ACQUISITION PROBLEMS.

The Motorola Micromodule single board microcomputer coupled with any of the RTI-1230 Series Analog I/O Subsystems offers a complete, cost effective solution to demanding data acquisition requirements. Convenient setup, 12-bit accuracy, and simplified programming all add up to superior performance in the real world at a price you can live with. For example, the RTI-1230-R

Analog Input Subsystem with a 12-bit A/D and Resistor Programmable Gain Amplifier sells for \$399 complete and ready to plug-in.

Our growing family of analog I/O subsystems for all popular microcomputers - Motorola, Texas Instruments, Intel, Pro-Log - are designed to provide maximum convenience and versatility with the least uncertainty and frustration.

Call or write Analog Devices, Inc., P.O. Box 280, Norwood, MA 02062. Telephone: (617) 329-4700.




 **ANALOG
DEVICES**

WAY OUT IN FRONT.

Cost-saving fasteners "made to order" for electronics/plastics

■ Lightweight, resilient Palnut® fasteners adjust to materials in electronic equipment, providing firm but gentle retention. Applied quickly and easily, these fasteners resist heat, vibration and corrosion. Following are typical applications, shown with the specific fasteners used in them.

Fastening to PC boards



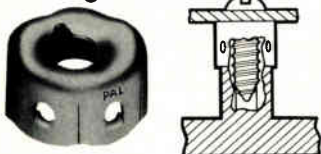
Blind Pushnut® fasteners fit over studs of components, then snap into holes in PC boards. Spring feet expand.

Fastening to panels



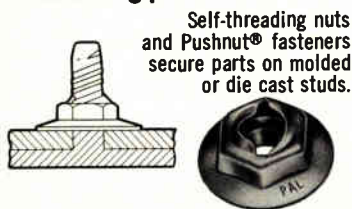
Molded bushings of components that project through panel are secured by self-threading nuts or locknuts (if threads are molded).

Fastening cabinets



On-sert® fasteners fit over hollow plastic bosses and prevent splitting.

Fastening parts to studs



Self-threading nuts and Pushnut® fasteners secure parts on molded or die cast studs.

Ask for Catalog No. 3 which summarizes the entire Palnut line. **Palnut Division** of TRW Inc., Glen Road, Mountainside, N.J. 07092 (201/233-3300).

TRW PALNUT DIVISION

New products

Data acquisition

Analog boards mate to Multibus

ADAC 710 series interfaces with Intel, National single-board computers

Microcomputers are increasingly finding their way into industrial and process-control applications. That means they often have to acquire low-level dc signals from strain gauges, thermocouples and other transducers in noisy, high-voltage environments. To simplify that task, engineers at ADAC Corp. have come up with a series of analog-input boards that interface directly with the single-board computer bus used by Intel Corp.'s iSBC and National Semiconductor Corp.'s BLC series.


The ADAC 710 series will acquire signals from 10 mv to 500 mv full scale, with a resolution of 2 μ v, for processing in the Intel SBC-80/10, SBC-80/20 and MDS-800 systems, and the National BLC-80/10. A. L. Grant, ADAC's vice president for marketing, is not claiming a first with the low-level capability for those systems, but says he knows of no similar input boards that offer the

useful combination of features embodied in the series.

Those features include the ability to withstand common-mode voltages up to 250 v and still pick up the low-level inputs; a 12-bit successive-approximation analog-to-digital converter combined with a software-programmable-gain amplifier; and an optional cold-junction-compensation circuit that can be software-programmed on a channel-to-channel basis to allow direct operation with all standard thermocouples. "Combined with the fast sampling rate of 200 samples per second, we think these features make these boards unique," Grant maintains.

The model 710-8 is the version of the board offering eight differential input channels; it sells for \$895 in quantities of one to four. The 710-16 will accommodate 16 channels of low-level inputs and is priced at \$1,195. Either of the boards can provide the cold-junction-compensation circuit for thermocouples for an additional \$75.

In addition, expander boards are available that increase the number of input channels by 8 and 16, respectively. They are the models 710-RX-8 and 710-RX-16, which are priced at \$695 and \$995, respectively. They, too, can accommodate the cold-junction-compensation circuit. With the appropriate connector, up to seven of the 710-RX-16




BBN's Piezoelectric Accelerometers Use Tiny Chips For Improved Vibration Measurement.



The tiny preamplifier we build into our accelerometers provides a low impedance output voltage proportional to acceleration. This means that:

- Now you eliminate the costly charge amplifiers that charge coupled accelerometers require.
- Now outputs are directly interfaced with meters, oscilloscopes, spectrum analyzers and recorders.
- Now you eliminate noise due to cable motion, which severely affects the performance of charge coupled accelerometers.
- BBN accelerometers are protected from dropping and rough handling up to 10,000 g's.
- Units are available with a resolution as low as .000005 g's.
- Frequency response .03 Hz to 45 kHz.

BBN has a no-obligation consignment policy. Call us today and we'll discuss your application and give you complete details.



Comprehensive literature available. Detailed specifications in EEM, EBG, EEC, CEM and Gold Book.



BBN Instruments Company
 50 Moulton Street, Cambridge, Ma 02138 U S A
 Phone: (617) 491-0091/Telex: 92-1470/Cable: BBNCO
 A Division of Bolt Beranek and Newman, Inc

Circle 59 on reader service card

Upward

When are you going to get your very own, personal subscription to Electronics?

It could be very important to you. And we're not just referring to your status in the office hierarchy.

You (and we) are in a quick-moving business. News breaks frequently. Change is the name of the game. Awareness is the way to win.

You've got to follow what's going on beyond your specialty. Your career may have to last longer than your specialty.



mobility.

If change is the game, obsolescence is the penalty for losing. Obsolescence of products, of technology and, unfortunately, of people. We can't change this fact. But we can help you cope with it.

Give us one hour of reading time every two weeks and we will keep you aware of what's going on around you and around the changing world of electronics technology.

Move up. Fill out one of the subscription postcards in this issue.

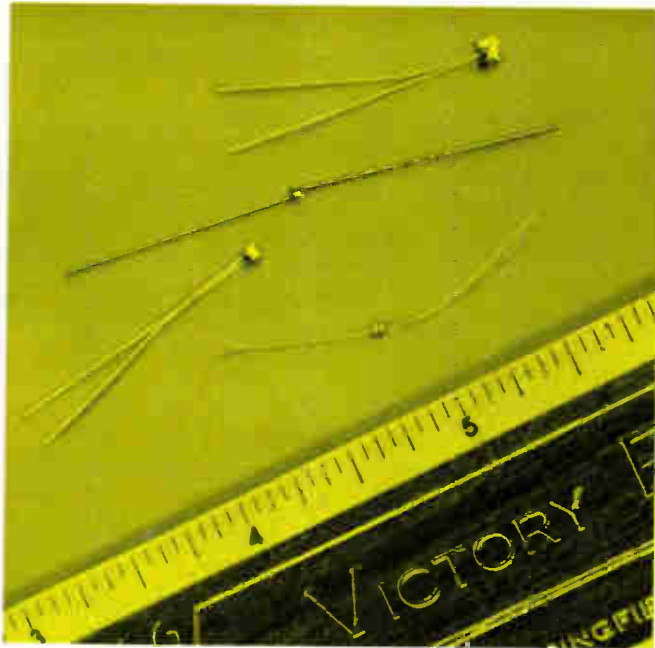
Electronics Magazine. The one worth paying for.

VICTORY SELECTIVITY

THERMISTORS

Selectivity, not just a word but a reality at VECO. SensiChips[®] thick films, beads and probes in a wide variety of sizes and resistances. Try us, you'll like VECO quality and prices.

VICTORY ENGINEERING CORP.
Victory Rd. Springfield, N. J. 07081
TWX 710-983-4430 Tel 201-379-5900



Circle 61 on reader service card

Test With Confidence

High-voltage Leakage Tester

audibly signals excess leakage



... GROUNDS
... ARCING
MODEL

103

Measures
Leakage
... not capacity
current

TEST VOLTAGE CONTINUOUSLY VARIABLE AD-
JUSTABLE LEAKAGE LIMIT ... CAPACITY COM-
PENSATION ON AC TESTS ... RATINGS TO 10,000
VOLTS AC & DC ... LIMITED ENERGY ... NON-
DESTRUCTIVE ... FOR LAB AND PRODUCTION
LINE SERVICE ...

MANUFACTURERS OF INSULATION TESTERS
CABLE & HARNESS TESTERS ... MEGOHMMETERS
STROBOSCOPES ... COIL & WINDING TESTERS
& BATTERY TESTERS

SLAUGHTER COMPANY

MOORE & HAILEY STS
Tele: 405-223-4773

ARDMORE, OKLAHOMA 73401
TWX: 910-830-6972

New products

channel expansion boards can be arranged in a daisy chain.

The basic data-acquisition system on all the boards contains ADAC's multi-reed-relay flying-capacitor low-level multiplexer. The 710 series can operate with a software choice of program control or program interrupt and a jumper choice of memory-mapped I/O or isolated I/O. The software-programmable-gain amplifier includes automatic zeroing and six gain settings: 10, 20, 50, 100, 200, and 500 mv full scale. Delivery of any model is 30 days after receipt of order.


ADAC Corp., 15 Cummings Park, Woburn, Mass. 01801. Phone A. L. Grant at (617) 935-6668 [381]

12-bit d-a converter

settles accurately in 100 ns

With high-speed microprocessors muscling into the industrial market, critical control applications will require digital-to-analog converters that are not only reliable and accurate but fast as well. Two 12-bit d-a converters, models 4065 and 4065-83, are ready to meet that demand; they settle to within 0.01% for a full-scale step in a blinding 100 ns maximum, 60 ns typical.

Laser-trimmed thin-film networks and proprietary quad current switches translate the converters' transistor-transistor-logic-level inputs into current outputs. Output ranges of 0 to 4 mA or -2 to +2 mA are pin-selectable. The monotonicity range for both units is from -36°C to +125°C; within that range, nonlinearity is typically within $\pm 1/2$ least significant bit and differential nonlinearity is guaranteed not to exceed 1 LSB. At 25°C, both those specifications are within $\pm 1/2$ LSB





You may not know how expensive a pushbutton really is until months after it's paid for.

The true measure of a pushbutton's cost isn't so much what you pay. It's how many times you pay it.

If you spend less in the first place, you could end up with a higher price tag from what you spend over and over in repair costs and downtime.

That's why it's worth it to specify the MICRO SWITCH Advanced Manual Line (AML) of pushbuttons, rockers, paddles and indicators. It's the most complete line of manual controls ever offered, designed to save you money from start to finish.

AML is easy to wire, thanks to single-level termination, simple snap-in PC board mounting and sub-panel mounting that uses individual, strip or matrix hardware (see inset). The result is low installed cost.

And of course, you get traditional MICRO SWITCH reliability and long life. Which means money savings over the long haul.


No matter how many words you use to describe the broad AML lineup, it all comes

down to just two: cost effectiveness. For a panel that's pleasing to the eye as well as the budget.

If you'd like a personal demonstration just call 815/235-6600.

MICRO SWITCH is also ready to provide you with field engineers for application assistance and a network of authorized distributors for local availability.

AML. It's the closest a line of push-buttons can come to paying for itself.



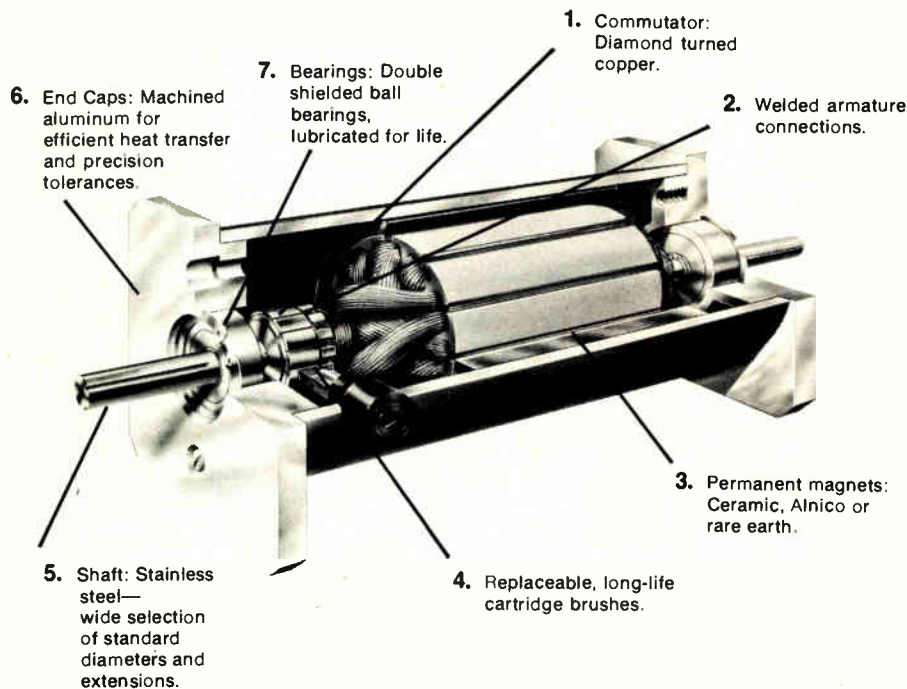
New full-guarded pushbuttons.



MICRO SWITCH

FREEPORT, ILLINOIS 61132
A DIVISION OF HONEYWELL

An engineer's guide to better PM motors.



Efficient, reliable performance, rugged construction, quality materials, and Clifton's broad experience and modern facilities combine to produce the best overall value in low-cost DC permanent magnet motors. For further information, call John Staiber at (215) 622-1000.

CLIFTON PRECISION

MARPLE AT BROADWAY • CLIFTON HEIGHTS, PA. 19018

Circle 117 on reader service card

Just published: 1978 EBG!



Completely new listings of catalogs, new phone numbers, new addresses, new manufacturers, sales reps, and distributors! The total market in a book—four directories in one!

To insure prompt delivery enclose your check with the coupon now.

Electronics Buyers' Guide
1221 Ave. of the Americas
New York, N.Y. 10020

Yes, please send me _____ copy(ies) of 1978 EBG.
 I've enclosed \$25 per copy delivered in the USA or Canada.
 I've enclosed \$35 per copy for delivery elsewhere (\$47 if shipped by Air). Full money-back guarantee if returned in 10 days.

Name _____
 Company _____
 Street _____
 City _____ State _____ Zip _____

New products

maximum. Zero offset and gain errors, both adjustable to zero, are a maximum of $\pm 1/2$ LSB and $\pm 1\%$, respectively.

For reliability, both converters are subjected to internal and external visual inspection, stabilization bake, and fine and gross seal testing of their hermetic packages. The 4065-83 earns its suffix by also passing burn-in and temperature cycling tests. All screening is performed along the lines of MIL-STD-883, method 5008.

Both converters exhibit high temperature stability and, to ensure that this characteristic is used optimally, they contain highly stable internal voltage references and internal thin-film resistors for use with external operational amplifiers. In single quantities, the 4065 is priced at \$160, the 4065-83 at \$220. Both are available from stock.

Teledyne Philbrick, Allied Drive at Rte. 128, Dedham, Mass. 02026. Phone Robert Jacobs at (617) 329-1600 [383]


Analog I/O board fits DEC computers

With the ST-LSI input/output board, users can slip 32 single-ended analog-to-digital and 2 digital-to-analog channels directly into a single slot in their LSI-11 or PDP-11/03 computers. The I/O board has a resolution of 12 bits as well as a throughput rate of 25,000 samples per second.

The unit comes with an on-board clock that has 16 programmable time bases for sample sequencing. Starting with a board containing 16 a-d channels priced at \$625, purchasers are able to add another 16 channels for \$40, 2 d-a channels for \$180, and either a programmable-gain amplifier for \$195 or a differential instrumentation amplifier for \$90. All configurations come with a diagnostic program and instruction manual. Delivery is from four to six weeks.

Datel Systems Inc., 1020 Turnpike St., Canton, Mass. 02021. Phone (617) 828-8000 [385]

Let's talk control.



Whether you're monitoring a complex automated line or depending on the operation of a single closed loop system, control is vital to efficient, effective performance. Hi-G time delay relays and solid state controls give you flexible, reliable control.

Our SC series 10 amp AC solid state controls (above) give you all the solid state advantages, optional field programming, and attractive pricing.

Hi-G field programmable TDP series time delay relays have an easy access window.

To change wiring terminals in seconds. Change timing parameters with almost no downtime. Plus accommodating a much larger range of input operating voltages. Our six types can be programmed for ninety-eight operating modes. Our TDP-1 can replace eighteen adjustable models.

The TL series time delay relays feature hybrid thick film technology. For extremely stable, highly reliable control. In smaller, more convenient packages. With spade lug for quick connec-

tions, sockets, or permanent solder connections.

For increased operating efficiency, we have all the control you need. So let's talk.

(203) 623-2481.

Electronics Division

Hi-G Co., Inc.

580 Spring Street


Windsor Locks, CT 06096.



Let's talk controls.

Circle 131 on reader service card

The Indicator With a Memory



New!

The P35 panel mount memorizing indicator from Ferranti-Packard.

The P35 features:

- Long life (100 million operations minimum)
- Excellent visibility (light reflecting disc)
- Choice of 5 fluorescent disc colors
- Enclosed housing
- Simple mounting

A 1 millisecond, 250 mA current pulse sets or resets the disc, status is retained indefinitely by remanent magnetism.

Uses include:

Transient recorders, Industrial process displays, Contact status indicators, Field equipment.

Discover how you can use the P35 indicator—Fill out the reader service card or write direct today.

When clear displays count, specify:



Ferranti-Packard Limited

Electronics Division
6030 Ambler Drive
Mississauga, Ontario
Canada L4W 2P1
Telephone: (416) 624-3020
Telex: 06-961437



Actual Size

New products

tions of note are its common-mode-rejection ratio of 80 dB minimum, its open loop gain of 110 dB minimum, a slew rate of 3 v/μs, and a bandwidth of 1 MHz.

The AD542 is available in both commercial and military temperature versions. Prices for the device begin at \$2.50 in quantities of 100. It is available from stock.

Analog Devices Inc., Semiconductor Division, 829 Woburn St., Wilmington, Mass. 01887. Phone (617) 935-5565 [343]

Two-lead LED lamp turns from red to green

The CSL-310L lamp is a clever configuration of two light-emitting diodes in a single T-1¼, two-lead package. Biasing the lamp in one direction causes it to emit red light; biasing it in the opposite direction produces a green light.

This "traffic-light" capability suggests that the lamp be used in critical go/no-go applications. The device's three-state aspect makes it useful for power-off/standby/ready status displays, too.

Optimized for visibility in ambient light, the red and green light intensities are 2 and 4 millicandelas, respectively, with a 25-mA current. With this current, the voltage drop across the lamp is 2.4 v, and both diodes are protected against reverse voltage.


In hundreds, the lamps are priced at 95¢ each and are available from stock.

OPCOA Division, IDS Inc., 330 Talmage Rd., Edison, N. J. 08817. Phone Robert Kokesh at (201) 287-0355 [344]

Short capacitor shrinks power supply size

In power-supply applications, ordinary capacitors often rise above the module board like grain elevators above a Kansas wheat field. Such capacitors can be a design nuisance that dictates the final package size. The ML and TL series of aluminum

Let's talk technique.



When you have a complex solenoid application, the talk turns to technique. Sophisticated design technique. Engineering technique. That's when you need a manufacturer who can meet your specifications exactly. And, deliver your product on time and on cost. That's when you need Magnetec.

O.E.M. customers around the world rely on our engineering and manufacturing capabilities to get the job done. And they know that our highly automated production techniques enable us to pro-

duce up to 35,000 solenoids per day. For a wide range of applications. Like data communications. Photography. Business equipment. Automobiles. Safety equipment. And vending machines.

Magnetec offers a diversified line of high performance solenoids, including C-frame, D-frame, and tubulars. With many additional features for optimal performance in specific applications. Just give us your actual duty cycle, force and stroke requirements, and preferred voltages. We'll produce all the reliable, high

quality solenoids you need.

For either standard or special purpose solenoids, we have the technique you need. So let's talk. (203) 243-8941.

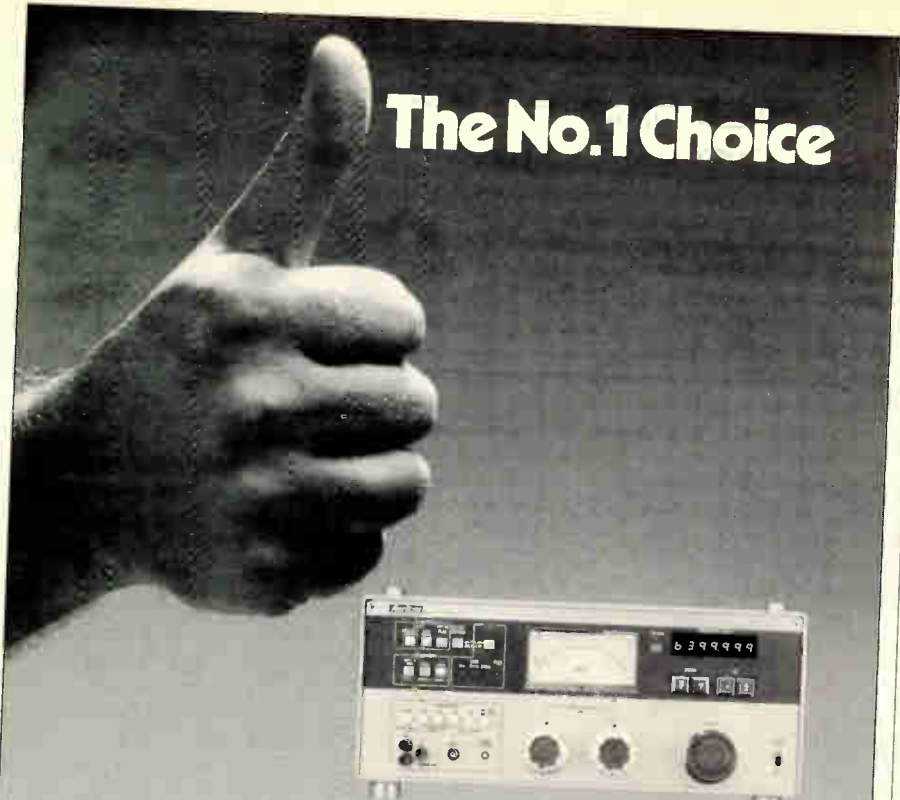
Magnetec Corp.
Division of Hi-G, Inc.
96 Granby Street
Bloomfield, CT 06002.



Let's talk solenoids.

Circle 134 on reader service card

The No.1 Choice



Anritsu's All-New Selective Level Meter ML38A

With a frequency range from 20 Hz to 6.4 MHz and frequency stability of $\leq 1 \times 10^{-5}$, the new ML38A is bound to be your best choice in selective level meters. Its level measuring range of -120 dBm to +30 dBm (BW 70 Hz) is complemented by other standout features such as a 7-digit LED frequency display and a selection of three bandwidths—6 Hz (option 01), 70 Hz and 3.1 kHz. Make the right choice—pick the ML38A.

Other Major Specifications

- Input impedance 75 Ω unbalanced
75 Ω , 135 Ω , 150 Ω , 600 Ω balanced
- Intrinsic distortion ≥ 68 dB (f: ≥ 2 kHz)
attenuation ≥ 60 dB (f: 200 Hz to 2 kHz)
 ≥ 55 dB (f: <200 Hz)
- Power requirements 100V $\pm 10\%$, 50/60 Hz, ≤ 50 VA
- Dimensions 195 (H) x 426 (W) x 350 (D) mm
- Weight ≤ 19 kg

For comprehensive literature on Anritsu's Selective Level Meter, contact—

Anritsu

ANRITSU ELECTRIC CO., LTD
MEASURING INSTRUMENTS DIVISION
SALES DEPARTMENT:

12-20, Minamiazabu 4-chome, Minato-ku, Tokyo 106, Japan
Phone: (03) 446-1111/Telex: 0-242-2353
Cable: ANRITDENKI TOKYO

U.S.A. Tau-Tron Inc. Tel: (617) 667-3874 • West Germany Knott Elektronik GmbH Tel: (08178) 4085
• U.K. Dymar Electronics Limited Tel: Watford 37321 • France Tekelec Airtronic Te: (1) 946-96-48
• Italy Vianello S.p.A. Tel: (02) 54 40 41 • Spain Uritronics, S.A. Tel: 242 52 04 • Holland C.N. Rood B.V.
Tel: 070-99 63 60 • Sweden Tele-Instrument AB Tel: 08-38 03 70 • Singapore O'Connor's (Pte.) Ltd. Tel: 637944
• Australia NEC Australia Pty. Ltd. Tel: Melbourne 560-5233 • Malaysia O'Connor's (Malaysia) SDN.BHD Tel: 51563/5 • Brazil Anritsu Eletrônica Comércio Ltda. Tel: Rio 221-6086

New products



electrolytic capacitors, on the other hand, do not impose such design constraints: their body height is less than or equal to their body diameter.


The capacitors have values between 2,200 and 22,000 μ F, with a tolerance of -10% to +30% and rated voltages of 16 to 100 v dc. Leakage currents are 5 mA or less and the units can withstand ripple currents as high as 4.5 A. At 85°C and rated voltage, they have a 1,000-hour life.

The TL capacitors come with terminals for mounting on printed-circuit boards, while the ML units have standard solder-lug terminals. Deliveries are from stock to eight weeks.


Panasonic, One Panasonic Way, Secaucus, N. J. 07094. Phone Steve Belcak at (201) 348-7270 [348]

Operational amplifier powers large load over wide band

Suitable for application in high-quality audio equipment, instrumentation and control circuits, and telephone channel amplifiers, the NE5533 is a dual operational amplifier that has a narrow signal band-



Let's talk good connections.



Cambridge fastfit™ co-axial connectors are the easiest way to make all the good connections you need. On the production line, just crimp the braid. In the field, simply trim it with a knife. You get a high integrity termination every time.

Fast and fool-proof. That's the fastfit approach. Because fastfit connectors have the same electrical and mechanical characteristics as Q.P.L. 39012 military types. They have fewer parts, for easier

installation. And are competitively priced.

Let us know what you need. The Cambridge line of fastfit connectors includes more than fifty sizes and types. If you need custom designed connectors to fit your special application, we have the design expertise and the production capability to give you the benefits of the fastfit approach. Fast. Reliable. Cost-effective.

Whatever your communications application, Cambridge has all the good connections

you need. So let's talk. (203) 243-1761.


Cambridge Products Corp.
Division of Hi-G, Inc.
244 Woodland Avenue
Bloomfield, CT 06002.



Let's talk connectors.

Circle 148 on reader service card

the printer for you



computer output/business systems/ multiple forms/data acquisition/ CRT hard copy/graphics


A new 80 column matrix print mechanism leads the line of reliable printers manufactured by Victor. The Model 80 was designed to support a broad number of applications, including most business systems and graphics requirements. Provides outstanding legibility combined with proven reliability.

The Model 80 provides a variety of features normally found only on expensive printers or as costly options. Built-in graphics capability with bi-directional paper movement under control of a precision stepper motor. Built-in choice of friction or sprocket paper feed is another Victor standard as well as the famous Victor matrix print head.

Eighty columns wide, the Model 80 boasts a true throughput of more than 100CPS with bi-directional printing. The new, low-cost Victor ribbon cartridge assures you of ink free fingers when making ribbon changes. Paper loading is a pleasure with the new swing back platen, especially designed for our demanding customers.

These Victor dot matrix printing mechanism designs are among those used in more than 500,000 Victor print mechanisms in use today.

Our staff of Application Engineers are at your disposal when your engineering staff requires support for designing an "80" in your system. For the "80" or most matrix printing requirements including specials, contact us by phone or mail the attached coupon.



VICTOR DATA PRODUCTS/JOHN TULLIO

3900 N. Rockwell, Chicago IL 60618 312 539-8200

Send technical literature

- 80 column printer
 All Victor's print mechanisms

Name _____

Company _____

Street _____

City _____

State/Zip _____

Phone _____

New products

width of 10 MHz, a power bandwidth of 200 kHz, and a slew rate of 13 v/ μ s. It is capable of driving 10 v rms into a 600- Ω load.

The unit is internally compensated for gains equal to or greater than +3 and its frequency response can be optimized using an external capacitor. Voltage gains of 100,000 for dc signals or 6,000 at 10 kHz are attainable; supply voltages can be anywhere in the range from ± 3 v to ± 20 v.

An A version of the device with tighter specifications than the standard unit is also offered. Both versions come in 14-pin dual in-line packages and are available from stock. The standard version is priced at \$2.15 in quantities of 100 or more, the A version at \$2.80 in similar quantities.

Signetics, P. O. Box 9052, 811 E. Arques Ave., Sunnyvale, Calif. 94086. Phone Guy Caputo at (408) 739-7700 [346]

Code switch speaks binary-coded hexadecimal

The model SMC-301-AK panel-mounting bidirectional code switch has 16 positions, which are set by pushing the up- or down-counting buttons, as needed. Each position is marked with a hexadecimal designation, 0 through 9 and A through F. Advancing the switch to any one of these positions opens or closes a contact on each of the unit's four lines, thus producing a binary-coded hexadecimal switch path.

Individual units occupy less than 0.3 in.² of panel space and can be snapped together with other units (as shown) without additional hardware. Nor is additional hardware required for panel mounting; end plates on the switches or gangs of switches provide snap-in mounting.

Individual switches are priced at \$5.28 in quantities from 50 to 99; delivery is two to three weeks. Other position markings are available on special order.

ALCO Electronic Products Inc., 1551 Osgood St., North Andover, Mass. 01845. Phone Tom Clark at (617) 685-4371 [350]

Let's talk business.



Good business. Profitable business. Your business. We can help. With decades of research and development behind us, Hi-G remains dedicated to providing premium quality electrical and electro-mechanical products at affordable prices. Combining advanced design with highly automated production gives you more for your business dollar. All the way down the Hi-G product line.

With fastfit™ RF connectors from the Cambridge Products Division. Solenoids

from the Magnetec Division. Flagship™ and Q.P.L. relays from the Relay Division. Time delay relays and LIQUA-SENSE™ liquid level sensors from the Electronics Division. Multi-layer PC boards from the Defiance Division. And professional-grade transformers from the Merrimack Division. If it's made by a division of Hi-G, it's made right. And that makes good business sense. For us. For you.

Let's talk about your special requirements. How we


can meet them with economical, highly reliable Hi-G products. If you mean business, let's talk. Call Alvin Lukash, President. (203) 623-2481.

Hi-G Incorporated
580 Spring Street,
Windsor Locks, CT 06096.



Let's talk business.

AVX Technology. Silver replaces Gold.



Until now, expensive gold conductors had to be used in multilayer circuits because silver conductors would migrate through ordinary dielectric materials and short. Now, AVX announces a new dielectric, AVX 8010, that blocks silver migration completely. The new material lets you substitute silver for gold in multilayer construction, cutting component cost without cutting component reliability.

When fired, AVX 8010 gives a high density, low K dielectric without pinholes. When used with AVX 6107 platinum silver, multilayer systems can be air fired and wire bonded. Since the dielectric blocks lateral migration between adjacent buried conductors, circuit density can be increased.

Test AVX 8010 with our silver conductor in your multilayer applications. The performance is golden; the cost is silver.

Photo at left shows magnification of a multilayer circuit showing a via through the dielectric.

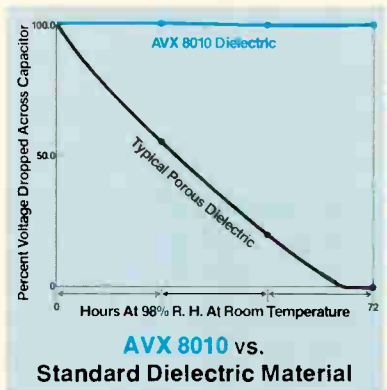


Chart above shows AVX 8010 Dielectric tested using a capacitor pattern 0.1 in.² with dielectric 1.8 mils thick. Samples were biased with 5.0 VDC for 24 hours, 10.0 VDC for 24 hours and 25.0 VDC for 24 hours, all tests run consecutively, while stored in a 98% relative humidity, room temperature environment. Total voltage dropped across capacitor indicates no leakage through AVX 8010 dielectric.

AVX MATERIALS

AVX Materials Division, 10080 Willow Creek Road, San Diego, California 92131
Telephone (714) 566-9510 TWX 910-335-1547



Boschert low-power switchers win OEMs' stamp of approval. Here's why.

Low cost. Only Boschert is delivering switching power supplies that are cost-competitive with linears in the 25 to 400 watt range. That's because Boschert is focusing exclusively on the design and production of low-power switchers. Our modular design techniques are lowering prices while maintaining quality and reliability.

Small, light and efficient.

Boschert power supplies are perfect for microprocessor-based systems and other digital equipment because they're five times smaller than comparable linear supplies, and nine times lighter. Because little power is wasted as heat, they require no fans — only convection cooling. And Boschert switchers are well-suited for high pulse-load environments such as printers: when additional power is required, it is available instantaneously — at any output.


Multiple outputs. Boschert power supplies are convenient for system designers because they offer as many as six outputs in flexible voltage configurations. Our

computer-evaluated modular design approach with 90 percent common components allows us to meet your unique technical requirements at low cost, with a minimum of design time.

Boschert experience and reliability.

Boschert has assembled the finest switching power supply design and production team anywhere. Our facilities are prepared to meet expanded production schedules rapidly and reliably — with rigorous automatic burn-in, wave soldering and testing techniques. With over 50,000 of our power systems in operation today, we're the leading company for low-power low-cost OEM switchers.

For information, contact a Boschert representative. Or write Boschert Incorporated, 384 Santa Trinita Ave., Sunnyvale, CA 94086. Phone (408) 732-2440. TWX 910-339-9241. The finest microprocessor-based systems are powered by Boschert. What about yours?




Circle No. 154 for more information

MICRO POWER

Microcomputer with printer—\$375. That's Rockwell Micropower.

For learning, designing, work or just fun, Rockwell's AIM 65 microcomputer gives you an easy, inexpensive head start.



- 20-Column Printer and Display
- Dual Cassette, TTY and General-Purpose I/Os
- R6502 NMOS Microprocessor
- System Expansion Bus
- Read/Write RAM Memory
- PROM/ROM Expansion Sockets
- Advanced Interactive Monitor Firmware
- Big Terminal-Style Keyboard


For more on AIM 65 and how you can develop programs in assembly language or BASIC, write Microelectronic Devices, Rockwell International, D-727-F 4, P.O. Box 3669, Anaheim, CA 92803 or phone (714) 632-3729, or contact your local Hamilton-Avnet office.



Rockwell International

...where science gets down to business

Allied Control Relays: When real estate is at a premium!



Presenting The Real Estate Experts in Relays.

Challenge: squeeze maximum relay performance into premium PCB real estate. Continued sophistication demands greater relay miniaturization, plus consistent high quality and reliability. Teltone board shown squeezes in 1 MPC and 11 DR (DIP) units.

Our Allied Control Relays have led the way in meeting the challenge.* We offer a broad line of new and proven relays in five families:



Low Profile Relays

MPC, MPCs, MPCL (1, 2 or 4 poles). New DIP and SIP series. Pacesetter high density packaging. Sealed versions withstand fluxing, wave soldering, in-line cleaning.



Solid State Relays

E22, E-3, new E-6 series relays. Extremely low electrical noise, long life characteristics. Zero axis voltage switching. Good for hostile atmospheres and otherwise severe applications. (4 through 40 amps)



Cradle Relays

The pioneer in relay down-sizing. Wide variety in sensitivity, mounting and contact configurations. DC, AC, multipole and latching.



Midget Industrial Relays

New Midget power relay series GH and GY (1, 2, 3 or 4 poles). Open frame BOT/BOY, PO Series. Hermetically sealed BOHR, POHR Series. Heavy duty, AC, DC, up to 15 amp contact rating.



Military Relays

QPL, 1/2 size high performance crystal can relays to MIL-R-39016/6-109 L or M. Full size crystal can relays to MIL-R-5757/13 and round can multipole relays to MIL-R-5757, 5 and 10 amp as applicable.

Specify Allied Control Relays for your premium real estate.

See catalog data in EEM or call your Gould/Allied Control Relay representative or distributor. Gould Inc., Electrical Products Group, 100 Relay Road, Plantsville, CT 06479, 203-621-6771.

Key System Intercom board compliments of **TELSTONE**

*Write for test data: Low Profile TR 202 Cradle TR 104

GOULD

Circle 163 on reader service card

New products

Packaging & production

Conductive coat cuts emi

Sprayed copper liquid lowers the cost of shielding plastic cases

Injection-molded plastics have become extremely popular as both instrument and computer enclosures because of their low cost and high resistance to shock. However, the plastic cases provide no shielding against electromagnetic interference. Conductive gasketing and coating for the plastic enclosures have been devised to cut emi, but these have turned out to be fairly expensive. Now Acheson Colloids has developed a new copper coating with an acrylic binder that can be sprayed and air-dried onto plastic surfaces at an approximate cost of 0.22 cent per square foot. The new one-coat system needs no protective overcoat.

The new material, Electrodag 436, is a liquid with a density of 15.1 lb/gal. When dry, the conductive coating has a sheet resistance of 0.5 Ω /square at a thickness of 1 mil. The attenuation of a 2-mil coat is 60 to 70 dB from 0.1 MHz to 10 GHz. Maximum service temperature is 177°C and the shelf life of the new material is a minimum of six months. Theoretically, 1 gallon will cover 620 ft² with a 1-mil coating.

Acheson has extensively tested samples of the new material against exposure to heat, humidity, and salt spray. For instance in heat-stability tests (140°F for 72 hours), the resistance of a sample changed from 0.16 to 0.46 Ω . Other samples tested for humidity stability (120°F in 100% humidity for 168 hours) went from 0.19 to 0.50 Ω . In salt-spray testing (5% salt solution at 95°F for 48 hours), resistance went from 0.18 to 0.13 Ω . Conventional copper coatings showed much greater resistance changes after this kind of exposure.

The new coating can be spray


applied with conventional jet spray systems. A 1.5-to-2-mil coat is recommended for good shielding performance. This product dries to the touch in about 1 minute and can be handled in about 30 minutes. The conductive material is currently being evaluated by several large electronics firms. Supplied in concentrated form, it can be diluted with either MIBK or with a blend of isopropanol and toluol.

Acheson Colloids Co., a division of Acheson Industries, Port Huron, Mich. 48060. Phone (313) 984-5581 [391]

64-pin package minimizes pc-board real-estate needs

The 64-pin quad in-line package developed jointly by Intel and 3M [*Electronics*, Aug. 31, p. 42] is now being offered to other integrated-circuit manufacturers. The package, which consists of a leadless chip-carrier, a socket, and a heat-dissipating cover, takes up about 40% less space on printed-circuit boards than conventional dual in-line packages.

The chip carrier is mechanically keyed so that it can be oriented properly in the socket. The carrier is



inserted without force or special tools and is pressed in place over spring-wipe contacts by the heat-dissipating cover. The pin configuration of the socket dictates the manner in which it must be inserted on the pc board.

The QUIP measures 1.1 by 1.89 by 0.35 in. and the carrier's square chip cavity has 0.4-in. sides. Thermal resistivity of the assembly is 35° C/w in still air; maximum lead

New Multi-Slide Multi-Circuit DIP Switches



- Widest variety of switching combinations available anywhere
- One switch . . . many functions
Frequency Range Selection Select on Test
Test Point Monitoring Cross Point Switching
Program Addressing Attenuator Level Selection
- Choose from these popular models . . . and more
2 Poles, 4 Posit. 1 Pole, 8 Posit.
4 Poles, 2 Posit. 4 Poles, 2 Posit. (var.)
- True "break-before-make" action
- Spring-loaded double ball-bearing detenting for positive positioning
- Self-cleaning Gold/Nickel contact plating, wiping action for consistent switching performance
- Epoxy dust cover (clear optional), molded-in standoffs

Sudden Service on Small Quantities!

PROTOTYPES

available on phone or letterhead request

MINELCO

a TALLEY INDUSTRIES Company

135 South Main Street
Thomaston, Conn. 06787 203-283-8261

MDB gets your IBM Series/1 together with more than 30 different line printer models, over 100 different terminals (TTY/RS232 type), or wire wrap for your special requirements.

MDB interfaces provide peripheral variety for the IBM Series/1 computer system. No longer limited to the manufacturer's models, you can select from the almost unlimited peripheral devices available in the minicomputer market. User flexibility is the benefit of MDB interface products.

The MDB Line Printer Controller for IBM Series/1 computers gives total printer capability with no change in system software. Microprocessor controlled, the interface allows maximum data transfer to any printer. The single board module operates in cycle-stealing mode or under Direct Program Control; character code and transfer belt conversion is available to match any printer.

The MDB Serial Interface Board provides user flexibility in attachment of the Teletype or equivalent device to the Series/1 computer. This board also permits use of any CRT or similar device through use of RS232 circuitry. The TTY board has RS232, 422, and 423, as well as current loop modes of operation. It is double buffered to minimize data over-run; baud rates of 50 to 19.2K are switch selectable.

Unique interface design requirements are facilitated by the WW72 and WW64 wire wrap boards for Series/1 computers. Up to 72 twenty-pin or 64 sixteen-pin IC posi-

tions are available respectively; numerous other IC size combinations can be developed by the user. These boards include pins in the user wirewrap portion with pads provided for discrete components. The MDB boards can accommodate any .300, .400 or .600 center dual in-line packages; two 40-pin ribbon-cable edge connectors are provided.



MDB interface products always equal or exceed the host manufacturer's specifications and performance for a similar interface. MDB interfaces are completely software transparent to the host computer. MDB products are competitively priced, delivery is 14 days ARO or sooner.

MDB places an unconditional one year warranty on its controllers and tested products. Replacement boards are shipped by air within twenty-four hours of notification. Our service policy is exchange and return.

MDB also supplies peripheral device controllers, GP logic modules, systems modules and communications/terminal modules for DEC PDP-11 and LSI-11*, Data General and Interdata computers. Product literature kits are complete with pricing.

MDB 1995 N. Batavia Street
Orange, California 92665
714-998-6900
SYSTEMS INC. TWX:910-593-1339

*TM Digital Equipment Corp.



New products

impedances are 500 mΩ and 5 pF for the longest lead. In quantities of about 50,000, the 64-pin packages are initially priced at \$6 each, or about 9.4¢ per lead.

3M Co., Dept. EP8-8, P. O. Box 33600, St. Paul, Minn. 55133 [396]

Snap-on insulator protects repair and service people

An insulating cover that fits over TO-3 devices, the model 8909NB is designed to prevent service and repair personnel from receiving electrical shocks by accidentally coming into contact with a live case. A small hole on the case's top will admit a needle probe so that electrical measurements can be taken without removing the cover.



Molded from Zytel 101L nylon, the snap-on case meets flammability standard UL 94V-2 and can be used in low-vibration applications. In quantities of 1,000 or more, the insulators are priced at 4.5¢ each. They are available from stock.


Thermalloy Inc., 2021 W. Valley View Lane, Dallas, Texas 75234. Phone Jim Pritchett at (214) 243-4321 [399]

Adhesive tie holder swivels to accommodate new routings

The model FTH-4A is a device with a swivel head that holds tied wires or cables in place. Adhesive-backed, the nylon holder can be mounted on any flat surface without drilling holes.

To use the FTH-4A, one end of a

4,000,000,000 electronic components must be right.



We've sold that many CAMBION electronic components and other CAMBION precision products around the world since CAMBION went into business more than 30 years ago. By the time you read this, the number will have increased dramatically.

The number of combined years of design, manufacturing experience and care that have gone into making these billions of parts and products is also impressive.

At CAMBION everyone is interested in one thing: making CAMBION products that live up to the trust our customers put in them. That's why our customers keep coming back to us and more and more OEM's are turning to CAMBION every day.

It's also why we can afford to guarantee everything we make. Confidently.


Write today for free, full-line catalogs of the right CAMBION connections for you.
Cambridge Thermionic Corporation, 445 Concord Avenue, Cambridge, MA 02138.

CAMBION[®]

The right connection.

The 4½'s with more!

Extra performance, extra features, extra value!



30000-count accuracy, auto/manual ranging, 4-terminal ohms, IEEE 488 Bus Interface and more!

For maximum performance at a low price, you can't beat the Keithley 172A. At \$499, it's your best buy in a top-of-the-line 4½-digit DMM. The 173A adds extended autoranging ac and dc current measurement — for only \$645.

Outstanding dcV accuracy is specified as 0.009% for 24 hours, 0.015% for one year over normal lab temperatures.

The unique 30000-count display gives five-digit accuracy for those 24 and 28-volt measurements.

Auto/manual ranging matches the range-changing mode to your measurement — autoranging for widely-varying signals, manual ranging for repetitive measurements.

Get full five-function capability: dc voltage measurements from 10µV to 1200V; acV from 10µV/digit to 1000V, 20Hz to 100kHz; resistances from 10mΩ to 300MΩ.

The 172A measures ac and dc currents from 10µA to 2A. To measure beyond this range, the 173A offers 10nA/digit to 3A full scale.

HI-LO ohms adds convenience to in-circuit resistance measurements. In LO mode, you don't worry about turning on semiconductor junctions, in HI you can turn them on for a quick test.

And more . . . lighted function indicators, 2 or 4-terminal input, optional IEEE 488 interface and a complete line of accessories. It all adds up to two of the best values in top-of-the-line DMMs.

Call now for details . . . on the 172A, 173A or on other Keithley DMMs to meet your requirements.

**TOLL FREE
800-321-0560**

In Ohio: (216) 248-0400

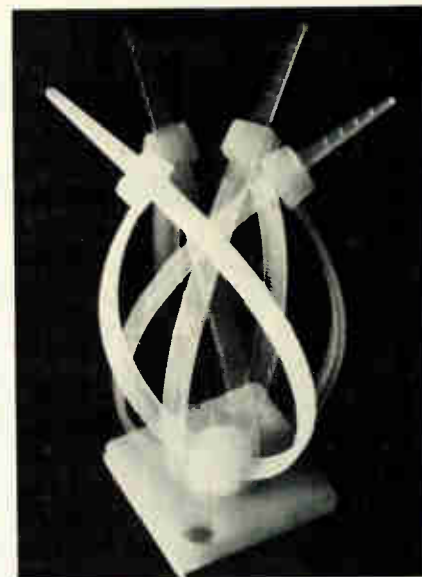
Keithley Instruments, Inc., 28775
Aurora Road, Cleveland, Ohio 44139,
U.S.A.

Heighhofstrasse 5, D-8000 München
70, West Germany (089) 7144065.

Keithley . . . The best value in DMMs.

KEITHLEY

New products



plastic tie is passed around the cable or wire to be secured and passed through a slot in the unit's swivel head. Should cable rerouting be required, the head can be rotated to accommodate the new routing.

Units without the adhesive backing are also offered. Both types are available from stock. Free samples are available on request.

Richco Plastic Co., 5825 N. Tripp Ave., Chicago, Ill. 60646. Phone Linda Rooney at (312) 539-4060 [400]

System tests zener diodes to accuracies within 0.1%

A zener-diode tester based on the Series Five test system meets the demand for units which can evaluate today's improved devices. Suitable for testing essentially all zener types, including parts with zero temperature coefficients, the system can make measurements which are accurate to within 0.1%.

Based on a PDP-11/34 with dual floppy disks, the tester can, with an optional supply, generate forcing functions as high as 250 v and 250 mA. Tests in the 60-to-1,000-Hz range can also be performed.

Preprogrammed tests included with the systems software need only operator-entered forcing functions and limits. New tests and functions

“At MCT, We Take The Sweat Out of Buying a Hot Handler...”



... With Our Series 2608E”

Considering elevated temperature DIP testing? Our Series 2608E Elevated Temperature Handler provides accurate ($\pm 1^\circ\text{C}$) hot handling at temperatures up to 125°C and eliminates the installation, performance and maintenance worries of other handlers, no sweat.

We install every Series 2608E, and we train your operators and service personnel at the time of installation. Our selection of universal logic interfaces and our comprehensive library of tester interfaces assure you that the Series 2608E will be easily integrated into your testing operation.

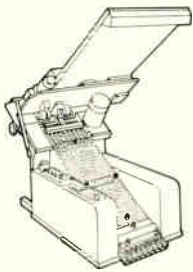
Key performance features like 7000 DPH speed . . . 13-track input and 8 programmable output categories . . . the ability to handle .3, .4, and .6-inch wide devices and devices with 8 to 40 leads . . . all combine to make the Series 2608E the ideal handler for incoming inspection.

Durable mechanical assemblies; five-million cycle contact life, and 'leads up' cycling of devices assure that the Series 2608E will be up and running so you won't be running to call your serviceman.

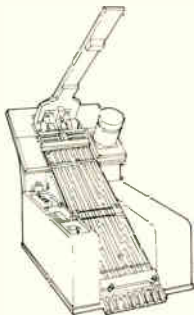
When you purchase an MCT Series 2608E from us, you benefit from our expertise as the major supplier of elevated temperature handlers to the semiconductor industry worldwide. With our strong support programs in the areas of installation, service and operator training, we can give you top-notch hot handling . . . no sweat.

For more information on the Series 2608E and our other handlers, contact, MCT, Inc. P.O. Box 43013, St. Paul, MN 55164 or call (612) 482-5170.

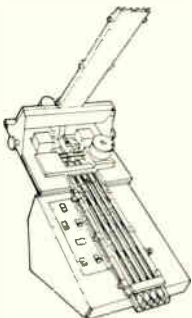
**microcomponent
technology**
Incorporated



Series 2608M
8,500 DPH
Expanded Input
Ambient Handler



Series 2608
10,000 DPH
Ambient Temperature
Handler



Series 2604
5000 DPH
Ambient Temperature
Handler



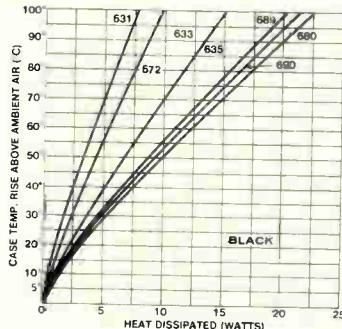
All TO-3 coolers are not created equal!

These six heat sinks are only a few of the TO-3 coolers available from Wakefield. This broad variety lets you select exactly the cooler you need to meet your particular packaging considerations, cooling requirements and cost limitations.

If you need a TO-3 cooler, there is nobody that can give you a better choice.

Try one free.

See for yourself. Indicate which of these units you want to try and we will be happy to send a free sample.



Part No.	Performance (°C/W)		Price (5,000 quantity) Plain
	Black	Plain	
<input type="checkbox"/> 631	14	17	.066
<input type="checkbox"/> 672	11	12	.069
<input type="checkbox"/> 635-1.0	7	8	.122
<input type="checkbox"/> 689-1.0	5.5	6.6	.224
<input type="checkbox"/> 690	5	5.5	.29
<input type="checkbox"/> 680-1.0	4.6	5	.80



WAKEFIELD ENGINEERING INC.

77 AUDUBON ROAD, WAKEFIELD, MA 01880 (617) 245-5900
TWX 710-348-6713

AN COMPANY

Circle 183 on reader service card

MINIATURE INFRA-RED PHOTO-REFLECTION SWITCHES



FULLY AMPLIFIED, VERY LOW COST, 18 DIA. x 80MM
MAIN FEATURES ARE :

- SUPPLY VOLTAGE : 10-30VDC - 24VAC - 48VAC - 110VAC
- OUTPUT TYPE : NPN, PNP, TRIAC
- SENSITIVITY TYPE : 80 MM OR 2M WITH REFLECTOR
- MAX CONSUMPTION : 1.2W FOR ALL MODELS
- BUILT-IN HISTERESIS
- PLASTIC CASING, HERMETIC CONSTRUCTION

ALL MODELS HAVE BEEN FACTORY TESTED FOR 96 CONSECUTIVE HOURS PRIOR TO DELIVERY.

41010 S.DAMASO (MODENA) ITALY
STRADA CURTATONA
LOCALITA' FOSSALTA
TEL.: (059) 367057 - 371050

**SALE AGENTS
REQUIRED IN
ALL MARKETS**

314 Circle 184 on reader service card

New products

can be created using Basic language with specialized verbs. The system supports four test stations, and special input/output cards allow communication to and from external test instruments or special systems.

Depending on the options chosen, the unit is priced from \$75,000 to \$100,000. Delivery is within 90 days. Lorin Industries Inc., Precision Road, Danbury, Conn. 06810. Phone (203) 744-0096 [413]

Heat sink balances

two transistors thermally

The PSE1 series of heat dissipators can thermally balance two power transistors using a design that minimizes loss of board space. Models in the series accommodate transistors in 152, TO-220, TO-126, TO-202, and TO-127 cases.

The units can dissipate up to 3 w per transistor with a case temperature rise of 100°C in natural convection and up to 9 w per device with a case temperature rise of 75°C in a 1,000-feet-per-minute forced air environment. In 1,000-and-up quantities, sinks with black anodized finish are priced at \$.244 each while those without finish cost \$.131 each. Delivery is from stock.

International Electronics Research Corp., 135 W. Magnolia Blvd., Burbank, Calif. 91502 [414]

Connector handles mix of electrical and optical wires

Now it is possible to assemble in a single standard connector housing a mix of power, signal, coaxial, and fiber-optic cables. AMP Inc. has added to its Multimate line fiber-optic ferrules for single optical fibers, allowing for the first time intermixing of various cable types. To optimize control of optical core alignment, the ferrules are designed to fit 16-gage connector cavities. The ferrules can accommodate 400-to-600- μ m diameter single optical fibers with jackets up to a maximum


Who stole page 39?

This whodunit happens all the time. By the time the office copy of Electronics Magazine gets to your name on the routing slip, a page is missing. Or maybe the reader service cards. Or an entire article has been clipped. Sometimes you never get the magazine at all.

Other times the magazine is (glory be!) intact. But dogeared. Or otherwise abused. Or at the very least, you get it late.

O.K., we'll grant that a second-hand, third-hand, or maybe seventh-hand copy of Electronics is better than none. But it's no substitute for the copy that comes directly to you—to your home if you wish—with up-to-the-minute news and information of the technology in this fast-moving field.

To get your very own subscription to Electronics send in a subscription card from this magazine. And if they are missing, write to subscription department, Electronics, McGraw-Hill, 1221 Avenue of the Americas, New York, N.Y. 10020.



Electronics Magazine.
The one worth paying for.



Isotronics

Aerovox[®]

INDUSTRIES, INC.

CDE CORNELL-DUBILIER
ELECTRONICS

electronics firms love New Bedford, Mass.

A significant number of electronics component manufacturers have located in New Bedford, Mass. Among them are Isotronics, Aerovox, and Cornell-Dubilier.

Why? Several good reasons. They're labor-intensive, and New Bedford has an exceptional supply of skilled workers *guaranteed* by our brand-new \$25-million technical - vocational school! We're within easy reach of many high-technology companies, as well as top-notch educational facilities. We've got low-cost industrial park space and inexpensive existing industrial space.

And it's a great area in which to live. halfway between Newport, R.I., and Cape Cod, and just an hour south of Boston.



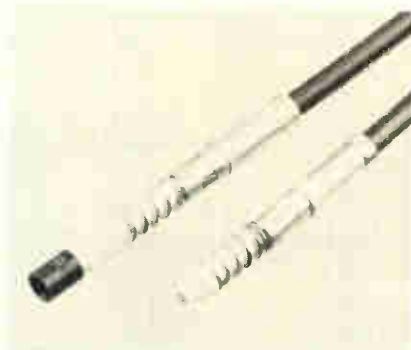
If your firm is thinking of relocating or expanding, you ought to find out more about New Bedford and its advantages. Just call or write:

EDC City of New Bedford
Industrial Development
Commission

1213 Purchase Street
New Bedford, Ma 02740
Telephone (617) 997-6501
Produced in cooperation with the
Bristol County Development Council, Inc.

316 Circle 190 on reader service card

New products



of 90 mils in diameter—large enough for many applications.

The stranded wire size is restricted to 16 gage as well, making the connectors ideal in applications such as machine and process control, remote monitoring, utility distribution systems, and automobiles. The fiber-optic ferrules exhibit losses of 2 db when 0.002-in. spacing is maintained between the two facing fiber surfaces. The bodies of both the male and female ferrules are molded of resilient thermoplastic, then fitted into brass retention sleeves. The retention springs are stainless steel, and the compression springs, needed to ensure the 0.002-in. spacing, are fabricated from cadmium-plated music wire.

The cost per fiber-optic line is \$6 to \$7, which is approximately 1/3 the cost of previously available optical links. A typical 12-to-24-pin connector costs 15 to 20¢ per standard mated wire pair. The standard Multimate housings, besides accepting the fiberoptic ferrule, accommodate the following: screw machine solid contacts, precision formed contacts and coaxial contacts.

AMP Inc., Harrisburg, Pa. 17105. Phone (717) 546-0100 [415]

Volksmeter + A Little Extra For Less



LM-3.5A \$155
0.5% Accuracy

- Measures VDC, VAC, Ohms, DCmA & ACmA.
- Auto zero & Polarity.
- Battery powered with charger unit included.
- 1.9"H x 2.7"W x 4.0"D.
- Large 0.3" LED display.



Non-Linear Systems, Inc.

Originator of the digital voltmeter.

Box N, Del Mar, California 92014

Telephone (714) 755-1134 TWX 910-322-1132

Circle 191 on reader service card

SINGLE BOARD

PROGRAMMABLE ANALOG TRANSVERSAL FILTER

PTF-1 is a digitally controllable transversal filter designed to implement any arbitrary 32 point finite impulse response (FIR).

- LOW COST
- 8-BIT μ P COMPATIBLE
- > 35 dB BAND REJECTION
- WIDE DYNAMIC RANGE
- SAMPLING RATE VARIABLE UP TO 32 kHz
- OPTIONAL KEYBOARD ENTRY

FOR MORE INFORMATION WRITE OR PHONE TO

IGS

INTEGRATED CIRCUITS AND SYSTEMS

P.O. BOX 4779 STN E

OTTAWA ONT., CANADA K1S 5H3

(613) 443-3018

Circle 484 on reader service card

Rugged enough to ride the rails in all weather — a MAP criss-crossed the country on a railroad flatcar helping a major automobile manufacturer acquire and process shock and vibration data in real time. Back in the lab, MAP controlled a hydraulic shaker system for modeling and simulation of the actual roadbed conditions.

More than 200 MAPs are installed worldwide. Many are operating in diverse rugged environments. Aboard geophysical exploration vessels, in trucks, and in aircraft, MAP's reliability under stress is being proved again and again.

MAP is more than an ordinary array processor. It's a fully software-supported intelligent co-processor with fast FORTRAN con-

trolled I/O Scrolls for real-time data acquisition. MAP's unique architecture minimizes host overhead and produces either real-time or continuous multi-user processing with up to 40-megabyte transfer rates. MAP is cost effective too — typical systems start under \$30,000.

MAPs are being used in image processing, medical research, scientific computation, seismic exploration... sonar, radar, speech, acoustics, communications, simulation... and much more. Get the facts on MAP — call or write for specifications, pricing, references or a demonstration.




Photo courtesy of MTS Systems Corporation


CSP Inc.

209 Middlesex Turnpike
Burlington, MA 01803
(617) 272-6020

© 1978 CSP Inc.

What can a railroad ride tell you about Array Processing?


MAP™ is the only Array Processor that functions in real time...all the time.



See the MAP-300 demonstrated at the Canadian Computer Show, Toronto, Nov. 28-30 at Booth #1103.

Circle 194 on reader service card

The function of this function generator is to make your job easier.



B&K-PRECISION
Model 3010 \$175

If you stop and think about it, the function of any generator *should be* to make your job easier. When we at Dynascan designed our new Model 3010 function generator, that's exactly what we had in mind.

How did we achieve this? The 3010 was designed inside and out to be convenient and fast to use, and to provide years of trouble-free operation.

The 3010 generates all of the popular waveforms you're most likely to need, at only \$175. In addition to generating square, sine and triangle wave outputs, the unit offers a fixed TTL square-wave output. Sine-wave distortion is less than 1% and triangle-wave linearity and square-wave symmetry are a near perfect 99%. A convenient row of reliable pushbuttons provides fast, error-free selection of the appropriate range and output waveform.

For a chance to have your day run a little smoother, contact your local B&K-PRECISION distributor for immediate delivery or a demonstration.

The stable voltage-controlled oscillator (VCO) of the 3010 is varied on each range by the front-panel frequency control, or the VCO external input. A 0 to 5.5 volt ramp applied to the VCO external input will provide a 100:1 output frequency change. In this way, the 3010 can be used as a sweep generator for response tests. Other features that will help your job run smoothly include: .05% stability, a variable DC offset control for engineering and quality control applications, a convenient tilt-stand handle, and a detailed 38-page operations manual.

Because the B&K-PRECISION Model 3010 covers from 0.1Hz to 1MHz in six ranges, you'll probably be able to use it in more applications than you first guessed. These include IF response tests, test-instrument linearity measurements, transducer tests and digital clock-pulse substitution.

B&K PRECISION **DYNASCAN CORPORATION**

6460 West Cortland Street, Chicago, Illinois 60635 • 312 / 889-9087

In Canada: Atlas Electronics, Ontario • Intl. Sls: Empire Exporters, Inc., 270 Newtown Road, Plainview, L.I., NY 11803

Circle 196 on reader service card

PLUG ALL YOUR MEASUREMENT NEEDS INTO ONE RECORDER.

Gould plug-in signal conditioners give you all the versatility you need so you don't have to buy new recorders as your measurement needs change.


This modular approach allows you complete latitude of measurement capabilities. Measure microvolts to kilovolts; microstrain to 10,000 microstrains; temperature from -250° to 2500°C ; frequencies

from 10 Hz to 50KHz. Simply plug in the appropriate signal conditioner.

And you get all this versatility without sacrificing any of the features you expect from your Gould instrument — calibrated zero suppression, low pass filtering to eliminate high frequency interference, full floating inputs for operation up to 500 volts off ground at any sensitivity setting.

Find out how one recorder can satisfy all your measurement needs. Contact Gould Inc., Instruments Division, 3631 Perkins Ave., Cleveland, OH 44114. Or Gould Alco S.A., 57 rue St. Sauveur, 91160 Ballainvilliers, France.

For brochure call toll-free: 800-325-6400, ext 77. In Missouri: 800-342-6600.



Circle 199 on reader service card
World Radio History



GOULD

Introducing act 1

(avionic computer terminal)



Conic puts a dramatic advance in avionic computer testing on the line with you.

Now for the first time you can quickly test computers "on-line" with Conic's portable Avionics Computer Terminal. (We call it act 1).

It can inspect, modify and correlate computer and computer controlled systems operation *in real time* by combining the capabilities of hardware and software development systems, a production tester, and system support equipment in one single instrument. Use it for unattended automatic testing.

act 1 gives you:

- Three hardware breakpoints which may be logically linked or used independently
- Up to 65K of external memory which can substitute for and/or extend the Target Computer (TC) memory
- Independent mapping of four TC memory zones
- Two 1K, 16 bit stacks for the memory address bus and the memory data bus. A 1K, 8 bit stack is available to monitor external signals
- The ability to disassemble any section of the TC memory. Program execution may be monitored and displayed on the CRT or the optional line printer

- Simplified commands which may be entered via the internal keyboard, keypad or cassette tape recorder or the external paper tape punch

To get the whole story of act 1, call or write Bill Strauser at Conic Data Systems, 9020 Balboa Avenue, San Diego, CA 92123. Phone (714) 279-0411.


CONIC DATA SYSTEMS

A subsidiary of Loral Corporation


Circle 202 on reader service card



VACTEC Photodetectors



Dumb looking little chips for silicon are tough to advertise. They don't look like much, but they do remarkable things, if you can use microamperes of light current (at 100 f.c.) vs. picoamperes of dark current for a million-to-one signal-to-noise ratio. Linearity and stability are super with a surprising response to visible and blue light (400 nm). These BES (blue enhanced silicon) photodiodes are available in a variety of ceramic or metal hermetic packages so that you needn't be expert at handling these insignificant looking chips.



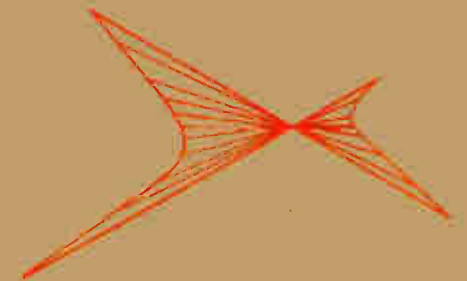
Almost equally as dull looking are the phototransistor and photodarlington. Since they don't look much different than the others, why buy ours? One reason is that we test what we specify. Not only are the wafers one hundred per cent probe tested, but once the devices are packaged (in equally insignificant looking packages), we one hundred per cent sort for light-current characteristics, dark current (leakage), and breakdown.

Even though our devices are as good as we say and reasonably priced, so what is different? Our dedication to this industry is remarkable for a small company. We have technology normally found at only the giants of the semi-conductor industry. At this one facility in Maryland Heights, Missouri, we not only make photodiodes and phototransistors but custom LSI light actuated CMOS IC's for the new Kodak cameras. Even more remarkably, we not only process these chips in entirety, we design the circuits. When you can do such processes as silicon gate CMOS, and epitaxy for bipolar, you learn a lot about silicon chemistry that necessarily spills over to the production of photodiodes and phototransistors. Coupling this with our photometric expertise gained through seventeen years of experience makes an unbeatable combination. We even assemble our own special purpose computers for testing both IC's, transistors, and diodes as well as making many of our own parts handlers to feed the parts into position for automatic testing with a calibrated light source. We don't just brag about "planar" processing, we do all types of silicon processing. This high level of silicon technology plus our exclusive dedication to photodetection must inevitably make our phototransistors and photodiodes a little better than the rest.

So that our CDS, selenium, silicon solar cell, and coupler departments won't feel left out, we make the best of those devices also. It's just that they have had their share of our advertising dollars in the past.

Talk to us but better yet, visit us and we think you'll not only be impressed but amazed. We'd like to work closely with your applications people, and making custom photodevices of any kind is no big deal for us at Vactec.

Write today for catalogs and more information: 2423 Northline Industrial Blvd., Maryland Heights, Mo. 63043 • (314) 872-8300



VACTEC, INC.

Circle 206 on reader service card

REPRINTS AVAILABLE FROM *ELECTRONICS*

No. of
copies
wanted

Books

- ___ R-803 New product trends in electronics—Electronics Book Series 333 pp \$14.95
- ___ R-732 Memory design—Microcomputers to mainframes—Electronics Book Series 180 pp \$12.95
- ___ R-726 Design Techniques for Electronics Engineers: 293 time-saving ideas in 48 chapters—Electronics Book Series 370 pp \$15.95
- ___ R-711 Circuits for electronics engineers: 306 circuits in 51 functional groups—Electronics Book Series 396 pp \$15.95
- ___ R-704 Thermal design in electronics 52 pp \$5.00
- ___ R-701 Applying microprocessors—Electronics Book Series 191 pp \$9.95
- ___ R-608 Basics of Data Communications—Electronics Book Series 303 pp \$12.95
- ___ R-602 Large Scale Integration—Electronics Book Series 208 pp \$9.95
- ___ R-520 Microprocessors—Electronics Book Series 154 pp \$8.95
- ___ R-011 Computer-aided Design 135 pp \$4.00

Articles

- ___ R-815 Higher power ratings extend V-MOS FETs' dominion 8 pp \$2.00
- ___ R-813 Data-link control chips: bringing order to data protocols 10 pp \$3.00
- ___ R-811 Multiplexing liquid-crystal displays 10 pp \$3.00
- ___ R-809 New methods and materials stir up printed wiring 10 pp \$3.00
- ___ R-801 World market report 1978 24 pp \$4.00
- ___ R-734 Microcomputer families expand 20 pp \$4.00
- ___ R-730 Special report—Automotive electronics gets the green light 10 pp \$3.00

- ___ R-728 Flexible circuits bend to designers' will 10 pp \$3.00
- ___ R-724 Special report—Technologies squeeze more performance from LSI 22 pp \$3.00
- ___ R-722 Demands of LSI are turning chip makers towards automation 12 pp \$3.00
- ___ R-720 How EEs feel about engineering—3-part series 26 pp \$5.00
- ___ R-718 Display makers strive to refine their technologies 8 pp \$3.00
- ___ R-716 Special report—Japanese wave in semiconductor technology 24 pp \$3.00
- ___ R-714 Special report—active filter technology 6 pp \$3.00
- ___ R-713 Electron-beam lithography draws fine line 10 pp \$3.00
- ___ R-712 Special report—large-scale integration 16 pp \$3.00
- ___ R-710 Personal computers mean business 8 pp \$2.00
- ___ R-708 So you want to be a consultant 6 pp \$2.00
- ___ R-706 Low-cost dual delayed sweep method 6 pp \$2.00
- ___ R-705 Powering up with linear ICs 12 pp \$3.00
- ___ R-703 Special report—memories 16 pp \$3.00
- ___ R-702 World market report 1977 24 pp \$4.00
- ___ R-616 Special issue—technology update \$4.00
- ___ R-614 Power supply choices for sophisticated designs 8 pp \$3.00
- ___ R-612 Fiber-optic communications special report 24 pp \$3.00
- ___ R-610 Special report on hybrid-circuit technology 19 pp \$3.00
- ___ R-606 Special issue—Making it with microprocessors \$4.00
- ___ R-526 How reliable are today's components 16 pp \$3.00
- ___ R-524 Special report on bipolar large-scale integration 12 pp \$3.00
- ___ R-522 Special report on power semi-

- conductors 12 pp \$3.00
- ___ R-518 Special issue—productivity \$4.00
- ___ R-514 Eight ways to better radio receiver design 6 pp \$3.00
- ___ R-512 Design of circuits for dangerous environments 4 pp \$2.00
- ___ R-510 Bipolar advances with I²L microprocessor 8 pp \$2.00
- ___ R-508 Designing microprocessors with standard logic 12 pp \$3.00
- ___ R-506 The case for component burn-in 7 pp \$2.00
- ___ R-434 Designing systems with the standard interface 12 pp \$3.00
- ___ R-432 An update on communications satellites 8 pp \$2.00
- ___ R-430 Choosing the right bipolar transistor model for computer-aided design 20 pp \$3.00
- ___ R-428 Designing with low-cost lasers 6 pp \$2.00
- ___ R-424 Microprocessor applications 28 pp \$3.00
- ___ R-422 A microprogrammable minicomputer 8 pp \$2.00
- ___ R-420 Computerized text-editing and typesetting 8 pp \$2.00
- ___ R-418 Computer analyses of rf circuits 8 pp \$2.00
- ___ R-414 The ion-implanted n-channel process 6 pp \$2.00
- ___ R-412 Liquid cooling of power semiconductors 6 pp \$2.00
- ___ R-410 Special report on passive components 16 pp \$3.00
- ___ R-406 Designing with the new logic, C-MOS and bipolar 16 pp \$3.00
- ___ R-324 Semiconductor memories are taking over data-storage applications 16 pp \$3.00

Charts

- ___ R-516 Electronic symbols \$2.00
- ___ R-213 Electromagnetic spectrum (updated 1976) \$3.00
- ___ R-326 Optical spectrum (6-page report and chart) \$3.00

Payment must accompany your order

Make check or money order payable to Electronics Reprints. All orders are shipped prepaid by parcel post. Allow two to three weeks for delivery. For additional information call (609) 448-1700 ext. 5494.

Back issues now available:
1960 to 1969, \$5.00 each
1970 to 1973, \$3.00 each
1974 to 1977, \$4.00 each

USE THIS PAGE AS YOUR ORDER FORM

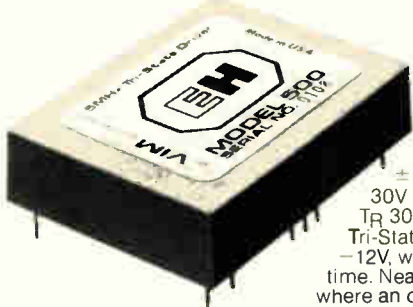
Cost of orders \$ _____
Plus 10% handling charge \$ _____
TOTAL AMOUNT ENCLOSED \$ _____

Mail your order to:
Janice Austin
ELECTRONICS REPRINTS
P.O. Box 669
Hightstown, N.J. 08520

SEND REPRINTS TO

Name _____
Company _____ Dept. _____
Street _____
City _____ State _____ Zip _____

TRI-STATE 5MHz & 10MHz DRIVERS



±15V output, drive
30V peak-to-peak.
 T_R 30nS, 200 pF load.
Tri-State output ±15 to
-12V, with 50nS disable
time. Neat for test fixturing
where an output voltage
waveform is the stimulus to
the input terminal of an IC
under test.

For data sheets on these
and all the growing E-H
family of driver, comparator
and switch modules use the
reader service number. Or
write E-H International, Inc.,
515 Eleventh Street,
Oakland, CA 94607.
Phone: (415) 834-3030.
TWX: (910) 366-7258.




Circle 363 on Reader Service Card

Introducing wireless warning . . . the new AI-126 Audio Indicator from Projects Unlimited, available now with P.C. mount. Wave Solderable, the AI-126 features include: Electronic/Mechanical transducer • 375 Hz frequency • Voltage Ranges 1.5 to 16 Vdc • Economical price. For full catalog information on the AI-126, and our entire line of audio indicators write Projects Unlimited, Inc., 3680 Wyse Road, Dayton, Ohio 45414. Phone (513) 890-1918 TWX 810-450-2523.



WARNING WITHOUT WIRING.



WE'RE WARNING YOU . . .

Circle 364 on Reader Service Card

CLOCK OSCILLATORS!

UNDER THE COVER



COUNTS

On the outside clock oscillators can look the same. Under the cover is another story. Especially if it's an Anderson low-profile clock oscillator!

Anderson employs thick film hybrid integrated circuit processing. But then again, so do others. That's not unusual. However, the quartz crystal is! It's a genuine Anderson crystal. Made to exacting specifications . . . not to meet price. And the crystal can be three-point mounted for even greater rigidity and better shock resistance.

Available in frequencies from 1 Hz to 25 MHz, all Anderson Clock Oscillators have dual-in-line pin spacing and will drive up to 10 TTL loads. Write or call for full specifications to learn the whole "under-cover" story!

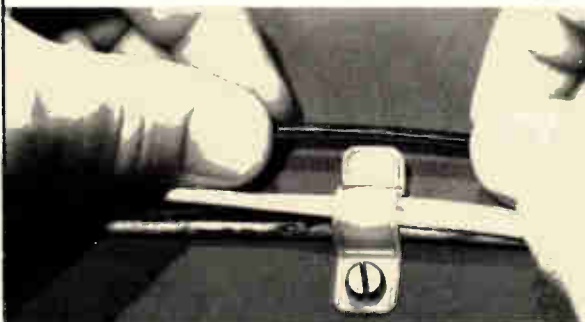


ANDERSON ELECTRONICS, INC.
310 Penn Street
Hollidaysburg, Pennsylvania 16648
Phone: 814-695-4428 TWX 510-691-2516

ANDERSON . . . Known by the Companies it Keeps!

Circle 365 on Reader Service Card

NEW *Weckesser* NYLON FLEX-CLIP



Just slip wires in or out
for changes or removal.

Now, new convenience in initial assembly plus versatility for easy inspection, removal or changing of wires. Wires are easily slipped in and out of specially designed lip. Contour of clip plus spring-back flexibility of nylon, provides easy assembly yet holds bundles securely. Clip is screw mounted.

FREE SAMPLES
Send for samples, literature and prices.

***Weckesser* COMPANY, Inc.**

4444 West Irving Park Road • Chicago, Illinois 60641 • 312 282-8626

Circle 208 on reader service card

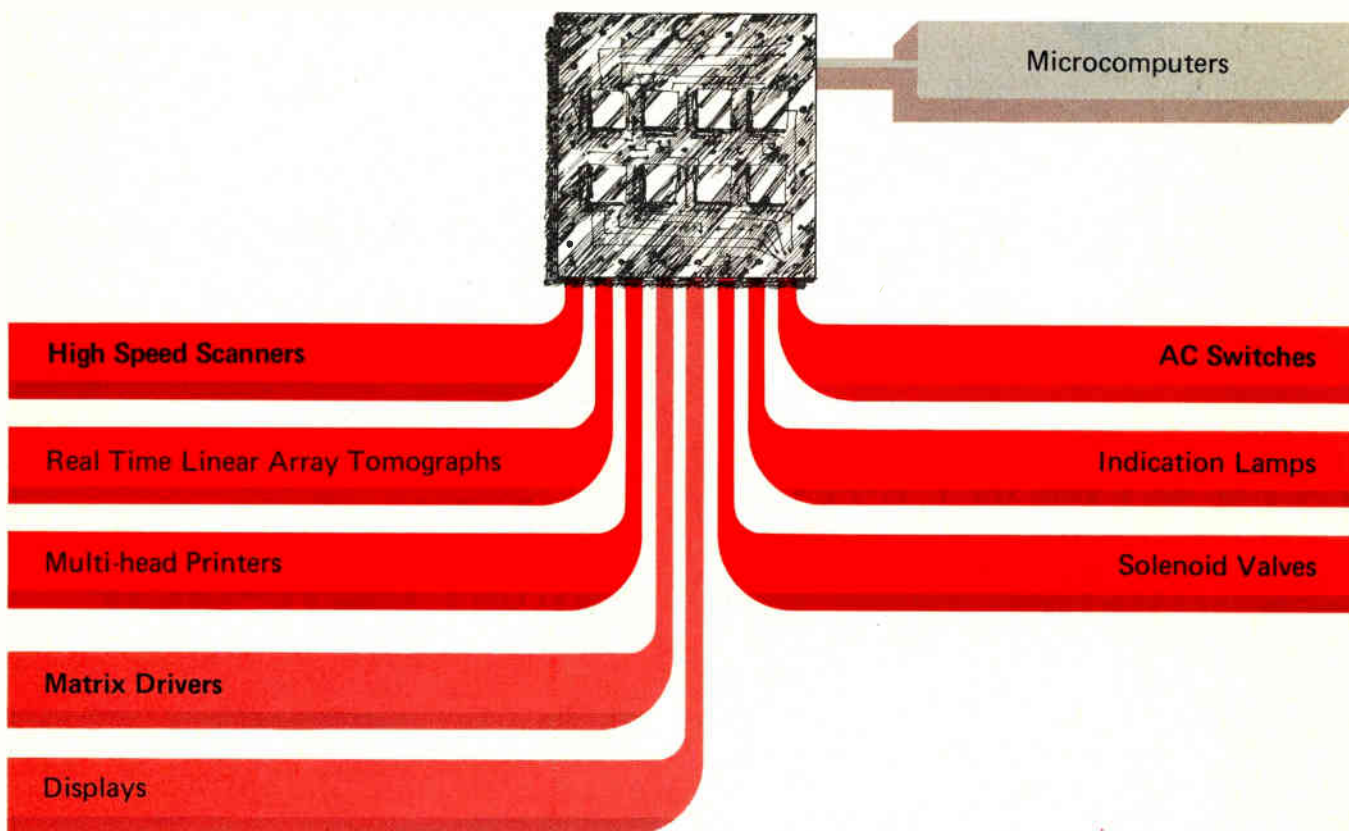
High Voltage IC Switch —the new look in interface

The interface between microcomputers and controlled devices used to be an engineer's nightmare, requiring relays, transistors, thyristors and a lot of complicated circuitry. Now Hitachi has changed all that.

Our new High Voltage IC Switch not only eliminates all the complex gadgetry and achieves a substantial reduction in size, but also increases

reliability and boosts power capacity (220V, 200mA), thereby permitting direct drive and the handling of several functions through one IC.

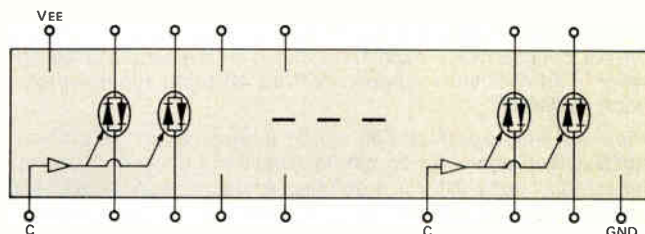
As high speed scanners for piezo devices, AC switches driven directly by microcomputers and matrix drivers for various displays, High Voltage IC Switches are giving interface the clean, functional look of the future.



Main specifications:

Items	Max.	Unit	Measuring conditions
Voltage	220	V	$I_r = 10\mu A$
Average current	200	mA	per switch
dv/dt	500	V/ μs	0 ~ 200V
Voltage drop	1.5	V	$T_j = 25^\circ C, 200 mA$
Junction temperature	-10~+80	$^\circ C$	—

Circuit configuration:



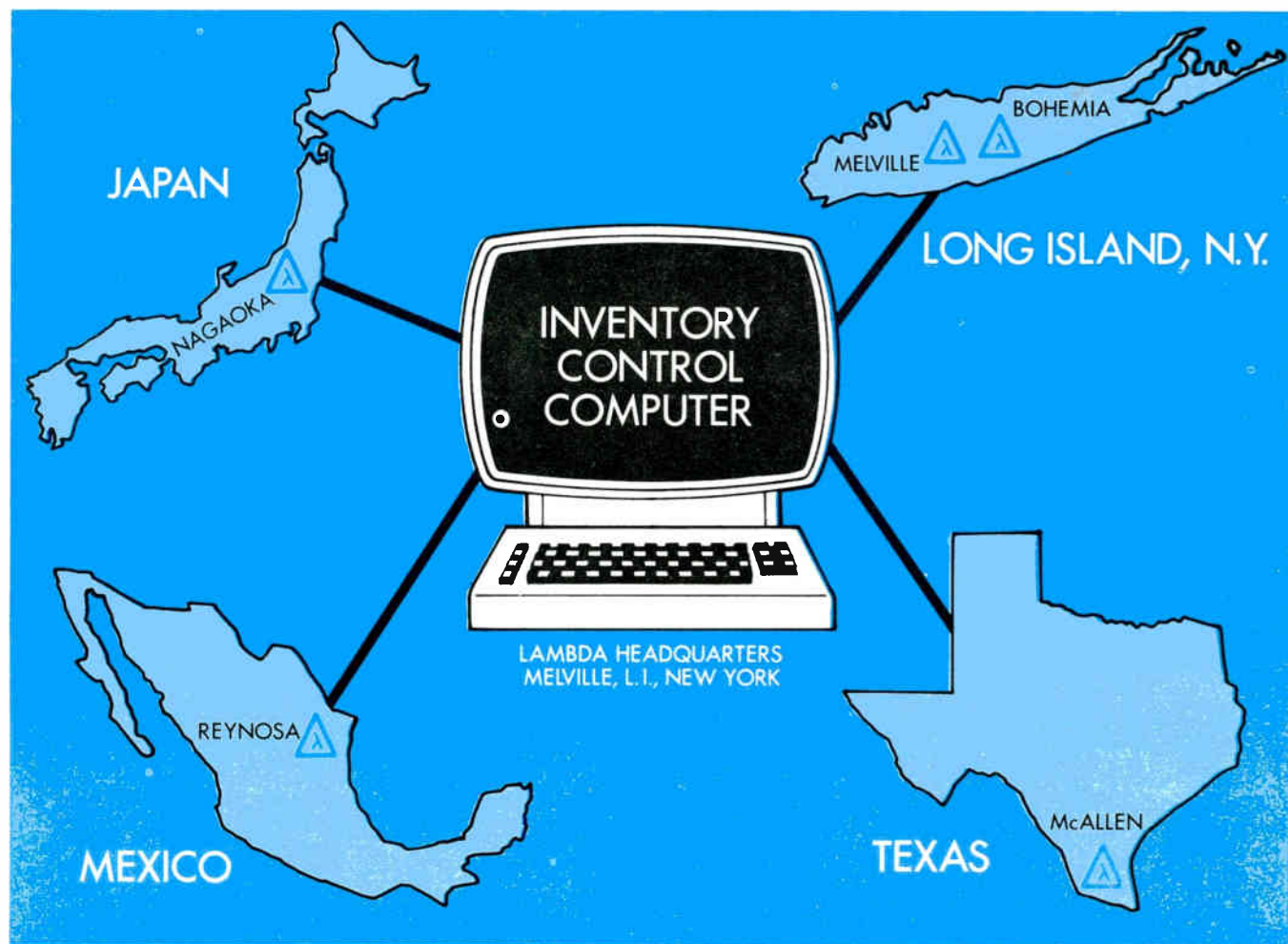
Hitachi, Ltd., Sangi Denshi Dept.
6-2, Otemachi 2-chome, Chiyoda-ku, Tokyo 100, Japan
Telephone : Tokyo (03) 270-2111
Cable : "HITACHY" TOKYO
Telex : J22395, J22432, J24491, J26375

For more information, visit the Hitachi booth at Electronica '78, Hall 19, Booth No. 19043-45, 19053-55

Circle 210 on reader service card

Circle 211 on reader service card →

ALL LAMBDA LG/LJ SERIES SWITCHING POWER SUPPLIES NOW IN STOCK FOR ONE DAY DELIVERY.




**THE WORLD'S LARGEST MANUFACTURER
OF STANDARD SWITCHING POWER SUPPLIES
WITH 5 PLANTS WORLDWIDE.**

 **LAMBDA ELECTRONICS**

OVER A DECADE OF LAMBDA LEADERSHIP IN MODULAR POWER SUPPLY TECHNOLOGY

NEW IN 1978

200 AMP
SWITCHING POWER SUPPLY



70% EFFICIENCY
LGSG 110/220 VAC
\$1300

 **LAMBDA
ELECTRONICS**

DIVISION of  INSTRUMENTS INC.

1965-66

Silicon modular series -




35%
Efficiency
\$1428

LM-H 110/220 VAC INPUT



35%
Efficiency
\$899

LM-G 110/220 VAC INPUT



35%
Efficiency
\$712

LM-F 110/220 VAC INPUT



36%
Efficiency
\$487

LM-EE 110 220 VAC INPUT



36%
Efficiency
\$385

LM-E 110/220 VAC INPUT



36%
Efficiency
\$305

LM-D 110/220 VAC INPUT



36%
Efficiency
\$193

LMC 110/220 VAC INPUT

1970-71

1976-

- regulated power supplies

Switching power supplies



38% Efficiency
\$1284

LXS-G 110/220 VAC INPUT



70% Efficiency
\$773

LGS-EE 110/220 VAC INPUT OR 44-58 VDC INPUT




38% Efficiency
\$722

LXS-7 110/220 VAC INPUT



70% Efficiency
\$642

LGS-6 110/220 VAC INPUT OR 44-58 VDC INPUT




38% Efficiency
\$599

LXS-EE 110/220 VAC INPUT



70% Efficiency
\$476

LGS-5 110/220 VAC OR 20.5-32 VDC OR 44-58 VDC INPUT



38% Efficiency
\$348

LXS-D 110 220 VAC INPUT



70% Efficiency
\$345

LJS-12 110/220 VAC 130-160 VDC INPUT



38% Efficiency
\$300

LXS-CC 110/220 VAC INPUT



70% Efficiency
\$285

LJS-11 110/220 VAC 130-160 VDC INPUT



38% Efficiency
\$219

LXS-C 110/220 VAC INPUT



70% Efficiency
\$230

LJS-10 110/220 VAC 130-160 VDC INPUT



38% Efficiency
\$182


LXS-B 110/220 VAC INPUT



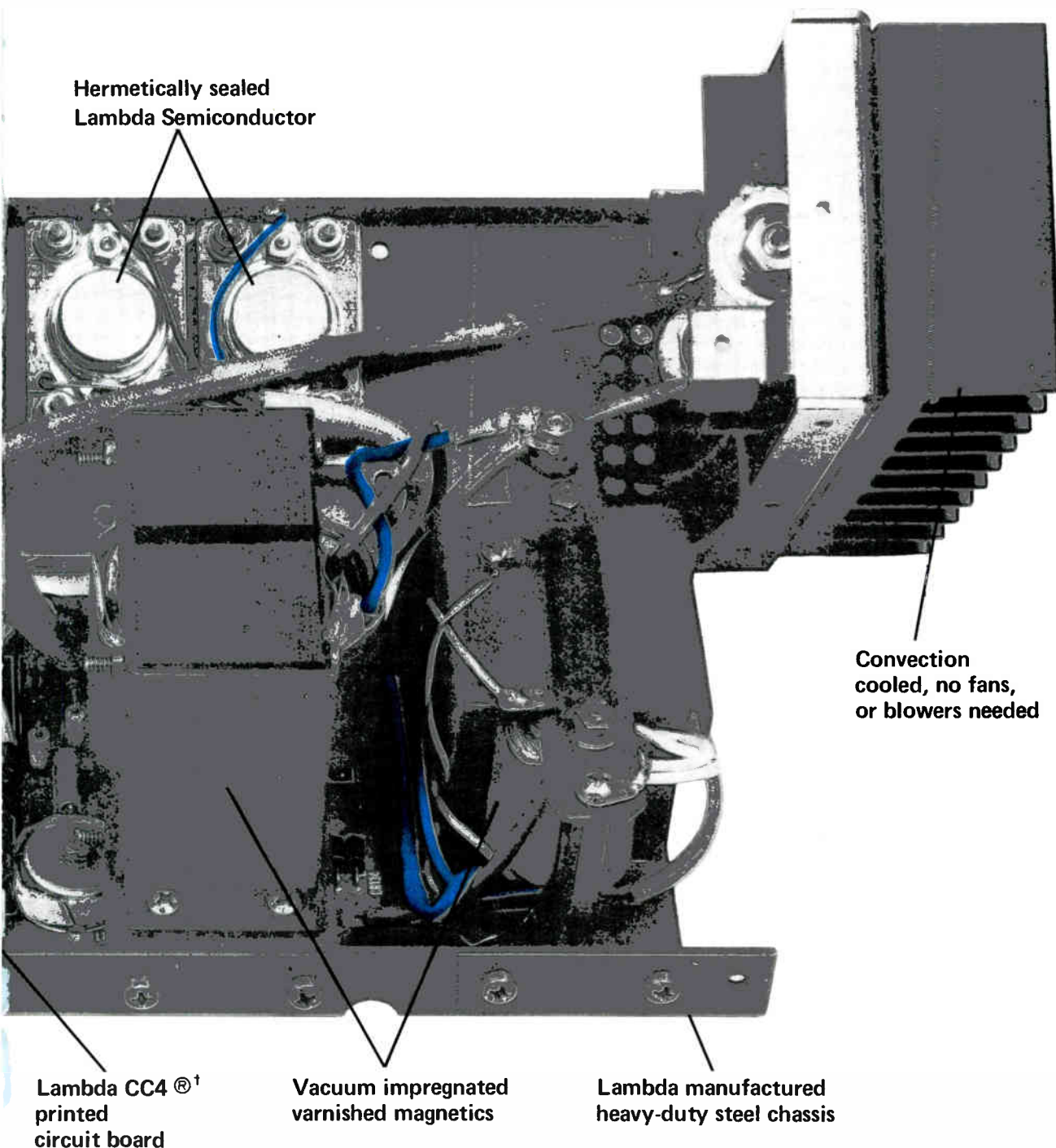
60% Efficiency
\$160

LJS-13 110/220 VAC 130-160 VDC INPUT

Here's why Lambda LG series the most advanced switching



switching power supplies are power supplies in the world.



Features of LG Series

- 84 models, 4 package sizes
- up to 200 Amps, up to 28 volts
- input 20.5-32, 44-58 VDC as well as 105-132 VAC/187-242 VAC/205-265 VAC
- hi-reliability obtained thru new advanced circuitry
- less than 120 components for LGS-5
less than 140 components for LGS-6
less than 160 components for LGS-EE
less than 200 components for LGS-G
- convection-cooled, no fans or blowers needed
- meets mil spec MIL-I-6181D EMI conducted
- meets MIL-STD-810C
- efficiency up to 75%
- density up to 1.2 watts/cu in
- 5 year guarantee
- serviceability—designed for ease of field repair
- built-in 0V shuts down inverter and crowbars output voltage
- power failure hold-up time (see curve)
- fungus proofing standard
- 20 KHz switching
- vacuum varnished impregnated transformer
- hermetically sealed Lambda semiconductors
- listed in UL recognized component index
- CSA certified

Features of LJ Series

- 56 models, 4 package sizes
- up to 30 amps, up to 28 volts
- 20 KHz switching
- built-in 0V shuts down inverter and crowbars output voltage
- efficiency—greater than 70%
- convection-cooled, no fans or blower necessary
- serviceability—designed for ease of field repair
- power failure hold-up time: 16 msec
- AC input 105-132/187-265 VAC
- reg-0.4%
- ripple—10 mV rms
- listed in UL recognized component index
- guaranteed for 5 years

Voltage and Current Ratings

AC INPUT 105-132 VAC STANDARD

5 VOLTS ± 5% ADJ

MODEL	REGULATION (line load)	RIPPLE mV (RMS)	MAX AMPS AT AMBIENT OF				PKG SIZE	DIMENSIONS (Inches)	PRICE
			40 C	50 C	60 C	71 C			
LJS-13-5-0V	0.4%, 0.4%	10	5.0	5.0	4.0	2.8	13	4 3/4 X 1 25/32 X 6 5/16	\$160
LJS-10-5-0V	0.4%, 0.4%	10	10.0	10.0	8.0	5.5	10	4 3/4 X 1 25/32 X 7 15/16	230
LJS-11-5-0V	0.4%, 0.4%	10	20.0	20.0	16.0	11.0	11	4 3/4 X 4 5/16 X 7 15/16	285
LJS-12-5-0V	0.4%, 0.4%	10	30.0	30.0	24.0	16.5	12	4 3/4 X 6 1/4 X 7 15/16	345
LGS-5-5-0V-R	0.1%, 0.1%	10	45.0	38.0	31.0	21.0	5	3 3/16 X 4 15/16 X 14 5/8	476
LGS-6-5-0V-R	0.1%, 0.1%	10	70.0	61.0	51.0	38.0	6	3 3/16 X 7 1/2 X 15 1/8	642
LGS-EE-5-0V-R	0.1%, 0.1%	10	110.0	100.0	86.0	72.0	EE	4 15/16 X 7 1/2 X 16 1/2	773
LGS-G-5-0V-R	0.1%, 0.1%	10	200.0	180.0	155.0	130.0	G	5 3/16 X 19 X 14	1404

6 VOLTS ± 5% ADJ

LJS-13-6-0V	0.4%, 0.4%	10	4.1	4.1	3.3	2.3	13	4 3/4 X 1 25/32 X 6 5/16	\$160
LJS-10-6-0V	0.4%, 0.4%	10	8.3	8.3	6.6	4.5	10	4 3/4 X 1 25/32 X 7 15/16	230
LJS-11-6-0V	0.4%, 0.4%	10	16.7	16.7	13.3	9.2	11	4 3/4 X 4 5/16 X 7 15/16	285
LJS-12-6-0V	0.4%, 0.4%	10	25.0	25.0	20.0	13.7	12	4 3/4 X 6 1/4 X 7 15/16	345
LGS-5-6-0V-R	0.1%, 0.1%	10	38.0	33.0	26.0	18.0	5	3 3/16 X 4 15/16 X 14 5/8	476
LGS-6-6-0V-R	0.1%, 0.1%	10	60.0	56.0	49.0	36.0	6	3 3/16 X 7 1/2 X 15 1/8	642
LGS-EE-6-0V-R	0.1%, 0.1%	10	100.0	90.0	80.0	65.0	EE	4 15/16 X 7 1/2 X 16 1/2	773
LGS-G-6-0V-R	0.1%, 0.1%	10	170.0	151.0	132.0	109.0	G	5 3/16 X 19 X 14	1404

12 VOLTS ± 5% ADJ

LJS-13-12-0V	0.4%, 0.4%	15	2.0	2.0	1.7	1.1	13	4 3/4 X 1 25/32 X 6 5/16	\$160
LJS-10-12-0V	0.4%, 0.4%	15	4.2	4.2	3.4	2.3	10	4 3/4 X 1 25/32 X 7 15/16	230
LJS-11-12-0V	0.4%, 0.4%	15	8.3	8.3	6.6	4.5	11	4 3/4 X 4 5/16 X 7 15/16	285
LJS-12-12-0V	0.4%, 0.4%	15	12.5	12.5	10.0	6.8	12	4 3/4 X 6 1/4 X 7 15/16	345
LGS-5-12-0V-R	0.1%, 0.1%	15	24.0	20.0	16.0	11.0	5	3 3/16 X 4 15/16 X 14 5/8	476
LGS-6-12-0V-R	0.1%, 0.1%	15	37.5	35.0	30.5	23.0	6	3 3/16 X 7 1/2 X 15 1/8	642
LGS-EE-12-0V-R	0.1%, 0.1%	15	60.0	53.0	46.0	38.0	EE	4 15/16 X 7 1/2 X 16 1/2	773
LGS-G-12-0V-R	0.1%, 0.1%	15	105.0	95.0	85.0	70.0	G	5 3/16 X 19 X 14	1404

15 VOLTS ± 5% ADJ

LJS-13-15-0V	0.4%, 0.4%	15	1.6	1.6	1.3	0.9	13	4 3/4 X 1 25/32 X 6 5/16	\$160
LJS-10-15-0V	0.4%, 0.4%	15	3.3	3.3	2.6	1.8	10	4 3/4 X 1 25/32 X 7 15/16	230
LJS-11-15-0V	0.4%, 0.4%	15	6.7	6.7	5.3	3.7	11	4 3/4 X 4 5/16 X 7 15/16	285
LJS-12-15-0V	0.4%, 0.4%	15	10.0	10.0	8.0	5.5	12	4 3/4 X 6 1/4 X 7 15/16	345
LGS-5-15-0V-R	0.1%, 0.1%	15	18.7	16.5	13.2	9.0	5	3 3/16 X 4 15/16 X 14 5/8	476
LGS-6-15-0V-R	0.1%, 0.1%	15	30.0	28.0	24.5	20.5	6	3 3/16 X 7 1/2 X 15 1/8	642
LGS-EE-15-0V-R	0.1%, 0.1%	15	47.0	42.0	36.0	30.0	EE	4 15/16 X 7 1/2 X 16 1/2	773
LGS-G-15-0V-R	0.1%, 0.1%	15	85.0	75.0	65.0	55.0	G	5 3/16 X 19 X 14	1404

20 VOLTS ± 5% ADJ

LJS-13-20-0V	0.4%, 0.4%	15	1.2	1.2	1.0	0.7	13	4 3/4 X 1 25/32 X 6 5/16	\$160
LJS-10-20-0V	0.4%, 0.4%	15	2.5	2.5	2.0	1.4	10	4 3/4 X 1 25/32 X 7 15/16	230
LJS-11-20-0V	0.4%, 0.4%	15	5.0	5.0	4.0	2.7	11	4 3/4 X 4 5/16 X 7 15/16	285
LJS-12-20-0V	0.4%, 0.4%	15	7.5	7.5	6.0	4.1	12	4 3/4 X 6 1/4 X 7 15/16	345
LGS-5-20-0V-R	0.1%, 0.1%	15	13.5	11.5	9.3	6.3	5	3 3/16 X 4 15/16 X 14 5/8	476
LGS-6-20-0V-R	0.1%, 0.1%	15	23.0	21.5	18.5	15.5	6	3 3/16 X 7 1/2 X 15 1/8	642
LGS-EE-20-0V-R	0.1%, 0.1%	15	34.0	30.0	26.0	22.0	EE	4 15/16 X 7 1/2 X 16 1/2	773
LGS-G-20-0V-R	0.1%, 0.1%	15	62.0	55.0	48.0	40.0	G	5 3/16 X 19 X 14	1404

24 VOLTS ± 5% ADJ

LJS-13-24-0V	0.4%, 0.4%	15	1.0	1.0	0.8	0.6	13	4 3/4 X 1 25/32 X 6 5/16	\$160
LJS-10-24-0V	0.4%, 0.4%	15	2.1	2.1	1.7	1.2	10	4 3/4 X 1 25/32 X 7 15/16	230
LJS-11-24-0V	0.4%, 0.4%	15	4.2	4.2	3.3	2.3	11	4 3/4 X 4 5/16 X 7 15/16	285
LJS-12-24-0V	0.4%, 0.4%	15	6.3	6.3	5.0	3.4	12	4 3/4 X 6 1/4 X 7 15/16	345
LGS-5-24-0V-R	0.1%, 0.1%	15	11.5	9.9	7.9	5.4	5	3 3/16 X 4 15/16 X 14 5/8	476
LGS-6-24-0V-R	0.1%, 0.1%	15	20.0	19.0	16.0	13.0	6	3 3/16 X 7 1/2 X 15 1/8	642
LGS-EE-24-0V-R	0.1%, 0.1%	15	30.0	27.0	23.0	19.0	EE	4 15/16 X 7 1/2 X 16 1/2	773
LGS-G-24-0V-R	0.1%, 0.1%	15	54.0	48.0	42.0	35.0	G	5 3/16 X 19 X 14	1404

28 VOLTS ± 5% ADJ

LJS-13-28-0V	0.4%, 0.4%	15	0.9	0.9	0.7	0.5	13	4 3/4 X 1 25/32 X 6 5/16	\$160
LJS-10-28-0V	0.4%, 0.4%	15	1.8	1.8	1.4	1.0	10	4 3/4 X 1 25/32 X 7 15/16	230
LJS-11-28-0V	0.4%, 0.4%	15	3.6	3.6	2.9	2.0	11	4 3/4 X 4 5/16 X 7 15/16	285
LJS-12-28-0V	0.4%, 0.4%	15	5.4	5.4	4.3	3.0	12	4 3/4 X 6 1/4 X 7 15/16	345
LGS-5-28-0V-R	0.1%, 0.1%	15	9.6	8.2	6.6	4.5	5	3 3/16 X 4 15/16 X 14 5/8	476
LGS-6-28-0V-R	0.1%, 0.1%	15	17.5	16.5	14.5	12.0	6	3 3/16 X 7 1/2 X 15 1/8	642
LGS-EE-28-0V-R	0.1%, 0.1%	15	25.0	23.0	20.0	16.0	EE	4 15/16 X 7 1/2 X 16 1/2	773
LGS-G-28-0V-R	0.1%, 0.1%	15	46.0	42.0	36.0	30.0	G	5 3/16 X 19 X 14	1404

Voltage and Current Ratings

DC INPUT 20.5-32 VDC STANDARD

5 VOLTS ± 5% ADJ

MODEL	REGULATION (line load)	RIPPLE (mV RMS)	MAX AMPS AT AMBIENT OF				PKG. SIZE	DIMENSIONS (Inches)	PRICE
			40°C	50°C	60°C	71°C			
LGS-5-5-C-OV-R	0.1%, 0.1%	10	35.0	31.0	25.0	16.5	5 3 3/16 x 4 15/16 x 15	\$535	

6 VOLTS ± 5% ADJ

LGS-5-6-C-OV-R	0.1%, 0.1%	10	29.0	26.0	21.0	14.0	5 3 3/16 x 4 15/16 x 15	\$535
----------------	------------	----	------	------	------	------	-------------------------	-------

12 VOLTS ± 5% ADJ

LGS-5-12-C-OV-R	0.1%, 0.1%	15	15.0	13.5	10.0	7.0	5 3 3/16 x 4 15/16 x 15	\$535
-----------------	------------	----	------	------	------	-----	-------------------------	-------

15 VOLTS ± 5% ADJ

LGS-5-15-C-OV-R	0.1%, 0.1%	15	13.0	11.0	8.0	5.6	5 3 3/16 x 4 15/16 x 15	\$535
-----------------	------------	----	------	------	-----	-----	-------------------------	-------

20 VOLTS ± 5% ADJ

LGS-5-20-C-OV-R	0.1%, 0.1%	15	10.5	9.0	7.0	4.5	5 3 3/16 x 4 15/16 x 15	\$535
-----------------	------------	----	------	-----	-----	-----	-------------------------	-------

24 VOLTS ± 5% ADJ

LGS-5-24-C-OV-R	0.1%, 0.1%	15	8.5	7.5	6.0	3.9	5 3 3/16 x 4 15/16 x 15	\$535
-----------------	------------	----	-----	-----	-----	-----	-------------------------	-------

28 VOLTS ± 5% ADJ

LGS-5-28-C-OV-R	0.1%, 0.1%	15	7.5	6.8	5.4	3.5	5 3 3/16 x 4 15/16 x 15	\$535
-----------------	------------	----	-----	-----	-----	-----	-------------------------	-------

DC INPUT 44-58 VDC STANDARD

5 VOLTS ± 5% ADJ

LGS-5-5-D-OV-R	0.1%, 0.1%	10	40.0	32.0	25.0	16.5	5 3 3/16 x 4 15/16 x 15	\$476
LGS-6-5-D-OV-R	0.1%, 0.1%	10	60.0	53.0	45.0	36.0	6 3 3/16 x 7 1/2 x 15 1/8	655
LGS-EE-5-D-OV-R	0.1%, 0.1%	10	90.0	85.0	73.0	54.0	EE 4 15/16 x 7 1/2 x 16 1/2	832

6 VOLTS ± 5% ADJ

LGS-5-6-D-OV-R	0.1%, 0.1%	10	35.0	28.0	21.5	14.0	5 3 3/16 x 4 15/16 x 15	\$476
LGS-6-6-D-OV-R	0.1%, 0.1%	10	50.0	46.0	41.0	35.0	6 3 3/16 x 7 1/2 x 15 1/8	655
LGS-EE-6-D-OV-R	0.1%, 0.1%	10	78.0	67.0	56.0	42.5	EE 4 15/16 x 7 1/2 x 16 1/2	832

12 VOLTS ± 5% ADJ

LGS-5-12-D-OV-R	0.1%, 0.1%	15	17.5	14.0	10.8	7.0	5 3 3/16 x 4 15/16 x 15	\$476
LGS-6-12-D-OV-R	0.1%, 0.1%	15	31.0	28.0	24.0	18.0	6 3 3/16 x 7 1/2 x 15 1/8	655
LGS-EE-12-D-OV-R	0.1%, 0.1%	15	39.0	33.5	28.0	21.0	EE 4 15/16 x 7 1/2 x 16 1/2	832

15 VOLTS ± 5% ADJ

LGS-5-15-D-OV-R	0.1%, 0.1%	15	14.0	11.0	8.6	5.6	5 3 3/16 x 4 15/16 x 15	\$476
LGS-6-15-D-OV-R	0.1%, 0.1%	15	25.0	23.0	20.0	15.0	6 3 3/16 x 7 1/2 x 15 1/8	655
LGS-EE-15-D-OV-R	0.1%, 0.1%	15	32.0	28.0	23.5	17.5	EE 4 15/16 x 7 1/2 x 16 1/2	832

20 VOLTS ± 5% ADJ

LGS-5-20-D-OV-R	0.1%, 0.1%	15	11.5	9.3	7.1	4.6	5 3 3/16 x 4 15/16 x 15	\$476
LGS-6-20-D-OV-R	0.1%, 0.1%	15	19.0	18.0	16.0	12.0	6 3 3/16 x 7 1/2 x 15 1/8	655
LGS-EE-20-D-OV-R	0.1%, 0.1%	15	26.0	22.5	18.5	14.0	EE 4 15/16 x 7 1/2 x 16 1/2	832

24 VOLTS ± 5% ADJ

LGS-5-24-D-OV-R	0.1%, 0.1%	15	9.8	7.8	6.1	3.9	5 3 3/16 x 4 15/16 x 15	\$476
LGS-6-24-D-OV-R	0.1%, 0.1%	15	16.0	15.0	13.0	10.0	6 3 3/16 x 7 1/2 x 15 1/8	655
LGS-EE-24-D-OV-R	0.1%, 0.1%	15	21.5	18.5	15.5	11.5	EE 4 15/16 x 7 1/2 x 16 1/2	832

28 VOLTS ± 5% ADJ

LGS-5-28-D-OV-R	0.1%, 0.1%	15	8.7	7.0	5.4	3.5	5 3 3/16 x 4 15/16 x 15	\$476
LGS-6-28-D-OV-R	0.1%, 0.1%	15	14.0	13.0	11.0	9.0	6 3 3/16 x 7 1/2 x 15 1/8	655
LGS-EE-28-D-OV-R	0.1%, 0.1%	15	19.5	17.0	14.0	10.5	EE 4 15/16 x 7 1/2 x 16 1/2	832

Voltage and Current Ratings

AC INPUT 187-242 VAC STANDARD

5 VOLTS ± 5% ADJ

MODEL	REGULATION (line load)	RIPPLE mV (RMS)	40° C	MAX AMPS AT AMBIENT OF			PKG. SIZE	DIMENSIONS (Inches)	PRICE
				50° C	60° C	71° C			
LGS-5V-5-OV-R	0.1%, 0.1%	10	43.0	36.5	28.0	15.0	5	3 3/16 x 4 15/16 x 14 5/8	\$533
LGS-6V-5-OV-R	0.1%, 0.1%	10	63.0	55.0	46.0	34.2	6	3 3/16 x 7 1/2 x 15 1/8	719

6 VOLTS ± 5% ADJ

LGS-5V-6-OV-R	0.1%, 0.1%	10	37.0	32.0	23.0	13.0	5	3 3/16 x 4 15/16 x 14 5/8	\$533
LGS-6V-6-OV-R	0.1%, 0.1%	10	54.0	50.4	44.1	32.4	6	3 3/16 x 7 1/2 x 15 1/8	719

12 VOLTS ± 5% ADJ

LGS-5V-12-OV-R	0.1%, 0.1%	15	23.0	19.0	15.0	7.0	5	3 3/16 x 4 15/16 x 14 5/8	\$533
LGS-6V-12-OV-R	0.1%, 0.1%	15	34.0	31.5	27.4	20.7	6	3 3/16 x 7 1/2 x 15 1/8	719

15 VOLTS ± 5% ADJ

LGS-5V-15-OV-R	0.1%, 0.1%	15	18.5	16.0	12.0	6.0	5	3 3/16 x 4 15/16 x 14 5/8	\$533
LGS-6V-15-OV-R	0.1%, 0.1%	15	27.0	25.2	22.0	18.4	6	3 3/16 x 7 1/2 x 15 1/8	719

20 VOLTS ± 5% ADJ

LGS-5V-20-OV-R	0.1%, 0.1%	15	12.6	10.8	8.7	4.6	5	3 3/16 x 4 15/16 x 14 5/8	\$533
LGS-6V-20-OV-R	0.1%, 0.1%	15	20.7	19.3	16.6	13.9	6	3 3/16 x 7 1/2 x 15 1/8	719

24 VOLTS ± 5% ADJ

LGS-5V-24-OV-R	0.1%, 0.1%	15	11.5	9.9	7.9	3.9	5	3 3/16 x 4 15/16 x 14 5/8	\$533
LGS-6V-24-OV-R	0.1%, 0.1%	15	18.0	17.1	14.4	11.7	6	3 3/16 x 7 1/2 x 15 1/8	719

28 VOLTS ± 5% ADJ

LGS-5V-28-OV-R	0.1%, 0.1%	15	9.6	8.0	6.0	3.3	5	3 3/16 x 4 15/16 x 14 5/8	\$533
LGS-6V-28-OV-R	0.1%, 0.1%	15	15.7	14.8	13.0	10.8	6	3 3/16 x 7 1/2 x 15 1/8	719

AC INPUT 205-265 VAC STANDARD

5 VOLTS ± 5% ADJ

LGS-5V1-5-OV-R	0.1%, 0.1%	10	43.0	36.5	28.0	15.0	5	3 3/16 x 4 15/16 x 14 5/8	\$533
LGS-6V1-5-OV-R	0.1%, 0.1%	10	63.0	55.0	46.0	34.2	6	3 3/16 x 7 1/2 x 15 1/8	719

6 VOLTS ± 5% ADJ

LGS-5V1-6-OV-R	0.1%, 0.1%	10	37.0	32.0	23.0	13.0	5	3 3/16 x 4 15/16 x 14 5/8	\$533
LGS-6V1-6-OV-R	0.1%, 0.1%	10	54.0	50.4	44.1	32.4	6	3 3/16 x 7 1/2 x 15 1/8	719

12 VOLTS ± 5% ADJ

LGS-5V1-12-OV-R	0.1%, 0.1%	15	23.0	19.0	15.0	7.0	5	3 3/16 x 4 15/16 x 14 5/8	\$533
LGS-6V1-12-OV-R	0.1%, 0.1%	15	34.0	31.5	27.4	20.7	6	3 3/16 x 7 1/2 x 15 1/8	719

15 VOLTS ± 5% ADJ

LGS-5V1-15-OV-R	0.1%, 0.1%	15	18.5	16.0	12.0	6.0	5	3 3/16 x 4 15/16 x 14 5/8	\$533
LGS-6V1-15-OV-R	0.1%, 0.1%	15	27.0	25.2	22.0	18.4	6	3 3/16 x 7 1/2 x 15 1/8	719

20 VOLTS ± 5% ADJ

LGS-5V1-20-OV-R	0.1%, 0.1%	15	12.6	10.8	8.7	4.6	5	3 3/16 x 4 15/16 x 14 5/8	\$533
LGS-6V1-20-OV-R	0.1%, 0.1%	15	20.7	19.3	16.6	13.9	6	3 3/16 x 7 1/2 x 15 1/8	719

24 VOLTS ± 5% ADJ

LGS-5V1-24-OV-R	0.1%, 0.1%	15	11.5	9.9	7.9	3.9	5	3 3/16 x 4 15/16 x 14 5/8	\$533
LGS-6V1-24-OV-R	0.1%, 0.1%	15	18.0	17.1	14.4	11.7	6	3 3/16 x 7 1/2 x 15 1/8	719

28 VOLTS ± 5% ADJ

LGS-5V1-28-OV-R	0.1%, 0.1%	15	9.6	8.0	6.0	3.3	5	3 3/16 x 4 15/16 x 14 5/8	\$533
LGS-6V1-28-OV-R	0.1%, 0.1%	15	15.7	14.8	13.0	10.8	6	3 3/16 x 7 1/2 x 15 1/8	719

SPECIFICATIONS OF LG SERIES

DC output

voltage range shown in tables

Regulated voltage

regulation line	0.1% for 105 to 132 VAC, 187-242 VAC, 205-265 VAC
regulation load	0.1% for 0 to full load
ripple and noise	10mV RMS, 35 mV p-p for 5 and 6V units 15mV RMS, 100mV p-p for 12 thru 28V units
remote programming resistance	1000 ohms/volt
remote programming voltage	volt per volt

Temperature coefficient 0.03% per°C

AC input

line	105-132 VAC, 47-440 Hz
power	360 watts max. at 0.6 P.F. for LGS-5 750 watts max. at 0.7 P.F. for LGS-6 1100 watts max. at 0.6 P.F. for LGS-EE 1800 watts max. at 0.7 P.F. for LGS-G

DC input 20.5-32 VDC, LGS-5-C packages only. Input voltage specs. comply with minimum usable voltage for lead acid batteries.
44-58 VDC. "D" models only.
145 VDC ± 10%, LGS-5, LGS-6 packages only.

Efficiency 64% minimum except LGS-EE-D and LGS-6-D which are 60% minimum and LGS-5-C which is 55% minimum.

Soft-start circuit: (LGS-6, LGS-6V, LGS-EE, LGS-G only)

limits in-rush current at turn-on.

Overshoot

no overshoot at turn-on, turn-off or power failure.

Ambient operating temperature

continuous duty 0° to 71°C.

Storage temperature range

-55°C to +85°C

Overload protection

Electrical
pre-set electronic current limiting at factory. Internal failure protection by means of line fuse.

Thermal

by self-resetting thermostat on heat sink.

Overvoltage protection

built-in fixed overvoltage protection standard on all units. When a pre-set voltage is exceeded, the overvoltage protector crowbars the output and removes the inverter drive.

EMI

Conducted — conforms to MIL-I-6181D.

Radiated — see graphs for performance.

Cooling — convection cooled.

DC output controls

simple screwdriver voltage adjustment over the voltage range.

Metering (LGS-G only)

digital panel meter monitors output voltage/current by means of a Volt/Amp selector switch

Input and output connections

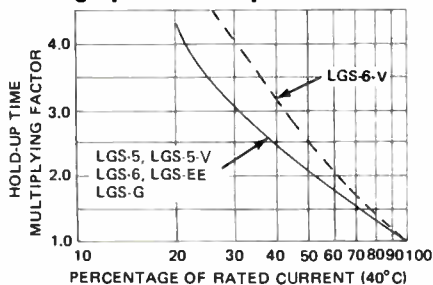
by heavy duty barrier strip; heavy duty studs on all LGS-6, EE and G.

Mounting

two mounting surfaces, three mounting positions for LGS-5 one mounting position for LGS-5V, 6, 6V, 6D, EE, EED and G. For LGS-5-C and 5D models derate current 10% for mounting positions in which the radiator fins are not vertical.

Power failure

See graph for hold-up time vs load current on all units. (Except LGS-C and LGS-D models).



MODEL	SERIES	HOLD-UP TIME AT 100% RATED 40°C CURRENT (IN MILLISECONDS)				
		LGS-5	LGS-5-V	LGS-6	LGS-EE	LGS-6-V
- 5-OV-R		16.5	18.0	16.5	24.0	16.5
- 6-OV-R		16.5	17.5	9.4	23.0	16.5
- 12-OV-R		5.0	3.0	9.3	7.0	1.0
- 15-OV-R		5.0	4.5	8.3	8.0	2.0
- 20-OV-R		5.0	6.0	5.0	10.0	6.0
- 24-OV-R		5.0	2.0	2.5	8.0	5.0
- 28-OV-R		5.0	1.0	7.0	8.0	5.0

Hold-up times as a function of load current.

Remote sensing

provision is made for remote sensing to eliminate effects of power output lead resistance on DC regulation.

Fungus proofing

all units are rendered fungi inert.

Military Specifications

The LGS series has passed the following tests in accordance with MIL-STD-810C.

- 1) Low Pressure — Method 500.1, Procedure I.
- 2) High Temperature — Method 501.1, Procedure I & II.
- 3) Low Temperature — Method 502.1, Procedure I.
- 4) Temperature Shock - Method 503.0, Procedure I.
- 5) Temperature — Altitude — Method 504.1, Procedure I. Class 2 (0°C operating)
- 6) Humidity — Method 507.1, Procedure I.
- 7) Fungus — Method 508.1, Procedure I.
- 8) Vibration — Method 514.2, Procedures X & XI.
- 9) Shock - Method 516.2, Procedures I & III.

MIL-1-6181D — Conducted and radiated EMI with one output terminal grounded.

Physical Data

Package Model	Size (inches)	Weight	
		Net (lbs)	Shlp (lbs)
LGS-5	3 3/16 x 4 15/16 x 15	13 1/2	15
LGS-6	3 3/16 x 7 1/2 x 15 1/8	20	23
LGS-EE	4 15/16 x 7 1/2 x 16 1/2	26	31
LGS-G	5 3/16 X 19 X 14	42	45

Options

AC input

For LGS-EE and LGS-G models only

For LGS-5, LGS-6 see preceding page

Add Suffix	For Operation at:	Price Qty 1-14	Price Mixed Models Qty 15 & up	Price Single Model Qty 15 & up
-V	187-242VAC * 47-440Hz	12% or \$30†	12% or \$30†	10% or \$30†
-V1	205-265 VAC 47-440Hz	12% or \$30†	12% or \$30†	10% or \$30†

*derate 10% for V option only

† whichever is greater

Accessories

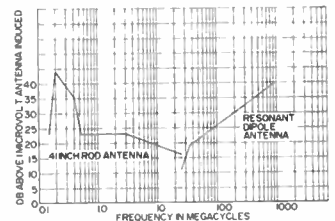
Rack adapters available.

Guaranteed for 5 years

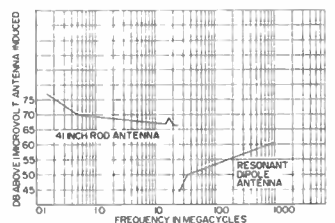
5 year guarantee includes labor as well as parts. Guarantee applies to operation at full published specifications at end of 5 years.

UL/CSA

Listed in UL recognized components index; CSA certified



Narrow band (cw) radiated interference limits



Broadband and pulsed cw radiated interference limits

SPECIFICATIONS OF LJ SERIES

DC output

voltage range: refer to tables

regulation, line	0.4% for line variations from 105-132VAC.
regulation, load	0.4% for load variations from 0 to full load
remote programming resistance	1000 ohms/volt
remote programming voltage	volt/volt
ripple and noise	10mV rms, 50 mV p-p for 5V and 6V models; 15 mV rms, 100 mV p-p for 12V to 28V models.
temperature coefficient	0.03%/°C.
power failure	output will remain within regulation for 16 msec after power failure.

AC input

line	105-132 VAC 47-440 Hz
hold up time	16 msec min at low line and full load, and V_o max.

DC input

145 VDC \pm 10%

Overshoot

no overshoot on turn-on, turn-off, or power failure

Efficiency

greater than 70% (60% FOR LJS-13) with advanced 20 KHz switching circuitry

Ambient operating temperature range

continuous duty from 0°C to 71°C with load current ratings as shown in tables

Storage temperature range

-55°C to 85°C

Overload protection

Electrical

external overload protection: automatic factory preset electronic current limiting circuit limits the output current thereby providing protection for the load as well as the power supply.

internal failure protection: provided by fuse.

Input and output connections

heavy duty terminal block on front of chassis.

Controls

DC output controls

simple screwdriver voltage adjustment over the voltage range

Remote sensing

provision is made for remote sensing to eliminate effect of power output lead resistance on DC regulation.

Remote shutdown

capability of remote on-off control for either positive ground or negative ground output.

Overvoltage protection

built in fixed overvoltage protection on all model outputs.

Mounting

One mounting surface.

Options

AC input

Add Suffix	For Operation at:	Price Qty. 1-14	Price Mixed Models Qty. 15 and up	Price Single Model Qty. 15 and up
-V	187-265 VAC 47-440 Hz	12% or \$30*	12% or \$30*	10% or \$30*

*whichever is greater

See Physical Data below for sizes of "V" option power supplies - The "V" option supplies sizes are larger than equivalent standard power supplies.

Physical Data

Package Model	Weight (lbs.) net	Size (inches)
LJ-13	1.6	4 3/4 X 1 25/32 X 6 5/16
LJ-13-V	2.0	4 3/4 X 1 25/32 X 7 15/16
LJ-10	2.0	4 3/4 X 1 25/32 X 7 15/16
LJ-10-V	3.0	4 3/4 X 1 25/32 X 9 1/16
LJ-11	5.5	4 3/4 X 4 5/16 X 7 15/16
LJ-11-V	7.0	4 3/4 X 4 5/16 X 9 1/16
LJ-12	7.0	4 3/4 X 6 1/4 X 7 15/16
LJ-12-V	8.5	4 3/4 X 6 1/4 X 9 1/16

Finish

gray, Fed. Std. 595 No. 26081.

UL

Listed in Underwriter's Laboratories Recognized Components Index.

Guaranteed for 5 years

5 year guarantee includes labor as well as parts. Guarantee applies to operation at full published specifications at end of 5 years.

ONLY LAMBDA'S LJ SERIES SWITCHING POWER SUPPLIES

50,000 HOURS MTBF* DEMONSTRATED



LJS-12
30A



LJS-11
20A



LJS-10
10A



LJS-13
5A

*CONDITIONS: FULL LOAD — 40°C RATINGS — 115 VOLT AC INPUT — CONFIDENCE LEVEL: 60%

THE BROADEST LINE OF SWITCHING POWER SUPPLIES IN THE WORLD

▲ Lambda staffed sales and service offices

1

ATLANTIC REGION
Melville, New York 11746
515 Broad Hollow Road
Tel. 516-694-4200
TWX: 510-224-6484

Long Island, N.Y.; New York, N.Y.;
Northern New Jersey
Tel. 516-694-4200

Delaware; Eastern Pennsylvania;
Tel. 215-279-5644
Southern New Jersey
Tel. 609-965-5299

Maryland; Dist. of Columbia;
Northern Virginia
Tel. 301-657-2717

Southern Virginia;
North & South Carolina;
Tel. 919-273-1860

Alabama; Georgia;
Tennessee; Mississippi
Tel. 404-973-6046

Largo, Florida
Tel. 813-596-5151

Poughkeepsie, New York
Tel. 914-297-4800

2

NORTH-EASTERN REGION
Lexington, Massachusetts 02173
2 Militia Drive
Tel. 617-861-8585
TWX: 710-326-7558

Rochester, New York
Tel. 716-454-6770

3

SOUTH-WESTERN REGION
Dallas, Texas 75231
6950 Winchester
Tel. 214-341-5130
TWX: 910-861-9048

Houston, Texas
Tel. 713-464-6554

Oklahoma
Tel. Enterprise 2-183

4

MID-WESTERN REGION
Arlington Heights, Ill. 60005
2420 East Oakton St., Unit Q
Tel. 312-593-2550
TWX: 910-222-2856

Minneapolis, Minnesota
Tel. 612-935-6194

Cleveland, Ohio;
Western Pennsylvania
Tel. 216-585-7808

Detroit, Michigan
Tel. 313-881-7886

5

FAR-WESTERN REGION
Carson, Calif. 90746
20601 S. Annalee Ave.
Tel. 213-537-8341
TWX: 910-346-7649

Denver, Colorado
Tel. 303-779-9561

6

NORTH-WESTERN REGION
Sunnyvale, California 94086
599 N. Mathilda Ave.,
Tel. 408-738-2541
TWX: 910-339-9243

CANADA
Veeco Lambda Ltd.
100C Hymus Blvd.
Pointe-Claire, Quebec-H9R 1E4
Tel. 514-697-6520
TWX: 610-422-3029

Veeco Lambda Ltd.
P.O. Box 501, Postal Station K
Toronto, Ont., M4P 2G9
Tel. 416-486-0794

LAMBDA MANUFACTURING PLANT:
Melville, N.Y.
515 Broad Hollow Rd.
Bohemia, N.Y.
85 Orville Drive
Reynosa, Mexico
Corpus Christi, Texas 78410
121 International Dr.
(512-883-6251)

LAMBDA ELECTRONICS
DIVISION OF Veeco INSTRUMENTS INC.

You know Hamlin reed switches. Now get to know Hamlin reed relays.

Hamlin has long been Number One in reed switches. Now make Hamlin your Number One choice for printed circuit board and dual-in-line packaged reed relays.

Hamlin reed relays are hermetically sealed in epoxy with a choice of Form A, B or C contacts. Diode or electrostatic shielding is optional. These are available as dry reed and mercury-wetted, no bounce operation. One mercury model permits operation in any position — a Hamlin exclusive.

All offer long life at moderately low cost, fast switching and good isolation between input (coil) and output (contacts).

Use Hamlin reed relays with the same confidence you have in Hamlin reed switches for all military, industrial and commercial applications in the world of computers, telecommunications and industrial controls.

For more information on these exciting new products and the complete Hamlin line of relays from 1.5 to 40 amps write or call; Hamlin, Inc. Lake & Grove Sts., Lake Mills, WI 53551, 414/648-2361.



HAMLIN
INCORPORATED

1165

Circle 370 on Reader Service Card

State-of-the-art equipment and materials arranged according to function

As published in *Electronics*, more than 700 products from 500 vendors, all carefully researched by the editors. Cross-referenced company index.

Electronics Magazine Book Series.

Electronics Book Series

P.O. Box 669, Hightstown, N.J. 08520

Send me _____ copies of "New Product Trends in Electronics, Number One" at \$14.95 per copy.

Discounts of 40% on orders of 10 or more copies.

I must be fully satisfied or you will refund full payment if the book is returned after ten-day trial examination.

Payment enclosed Bill firm Bill me

Charge to my credit card:

American Express Visa Diners Club Master Charge

Acc't No. _____ Date exp. _____

On Master Charge only, first numbers above name _____

Name _____ Title _____

Company _____

Street _____

City _____ State _____ Zip _____

Signature _____



333 pages
\$14.95

About mailing lists... an important notice to our subscribers.

In recent years we have made the list of subscribers to McGraw-Hill publications (names and mailing addresses only) available to carefully screened companies whose products or services might be of interest to you.

These companies enter into an agreement that permits them to mail information to you without placing you under any obligation.

We have always considered such direct marketing activities to be legitimate and important in the American system of free trade—and we're confident that the majority of subscribers share this position.

However, we respect the interests of those who for some reason may wish to have their names restricted from such use by companies either affiliated or not affiliated with McGraw-Hill, Inc.

If you wish to delete your name from lists we make available to other firms, please fill in the information requested below exactly as it appears on your mailing label on the cover of this issue. Prefer, attach the label itself to the coupon and return.

McGraw-Hill, Inc.

P.O. Box 555, Hightstown, N.J. 08520

Attn: Mailing List Dept.



Please remove my name from your mailing lists.

Title of this publication _____

Name _____


Address _____
(exactly as shown as mailing label, please!)

City State Zip _____

New literature

C-MOS microprocessor family. A 36-page guide describes the HM-6100 family of 12-bit microprocessor products. It covers the architecture, instruction set, and specifications of the CPU and highlights support circuits, such as C-MOS memories, bus drivers, communication circuits, and I/O controllers. Specifications and pin-out diagrams for all system elements are provided. The guide also describes support systems and software and introduces a 12-bit single-board computer, the Micro-12, which can be used to evaluate the HM-6100 family. Send request on letterhead to Harris Semiconductor Group, Dept. 53-035, P. O. Box 883, Melbourne, Fla. 32901.

Power supplies. Features and options of a line of off-the-shelf and custom-made power supplies are described in a 12-page design data catalog. Illustrations and dimen-



sional drawings accompany specifications of open-frame types with single, double, and triple outputs and modular and pc-board-mountable units with single and double outputs. An outline of the company's facilities will interest potential users. Power Pac Inc., 32 Meadow St., South Norwalk, Conn. 06854. Circle

reader service number 421.

Antenna systems. Technical data and applications information for antenna and transmission-line systems are presented in a 160-page catalog. Photographs and supporting charts illustrate the line, which includes satellite earth-station antennas, terrestrial point-to-point microwave antennas, microwave waveguides, air- and foam-dielectric coaxial cables, rigid lines, pressurization equipment, and specialized and custom-designed antennas. Field services, including system planning, delivery, assembly, installation, and testing are described. Ask for Catalog 30. Andrew Corp., 10500 West 153rd St., Orland Park, Ill. 60462 [422]

Switch seals. An updated catalog details a series of environmental-pressure sealing boots designed for push-button, rotary, and toggle switches, as well as indicators and circuit breakers. The boots, which

Nichicon challenges you

Just Compare!

It's your business to know




nichicon

The pulse of the industry.

NICHICON (AMERICA) CORPORATION
6435 N. Proesel Ave. • Chicago, IL 60645 • (312) 679-6530
Division of NICHICON CAPACITOR LTD., Kyoto, Japan





protected device's original mounting nut. Selection is made by matching the switch's thread size and actuator's height to the dimensions listed for each boot. Illustrations and dimensional drawings are included in the 8-page catalog. APM-Hexseal Corp., 44 Honeck St., Englewood, N. J. 07631 [423]

Bonding wire. Anyone involved in the packaging and production of semiconductors will be interested in this technical review of the structure and properties of aluminum-1% silicon bonding wire. Entitled "Metallurgy, Fabrication and Use of Aluminum-1% Bonding Wire," the 15-page brochure discusses how the material's parameters are influenced by and controlled during processing and ultrasonic wire-bonding. Photomicrographs and charts accompany the text, which also outlines continuing R&D. Plessey Materials Corp., 3333 Bowers Ave., Suite 250,

Santa Clara, Calif. 95051 [424]

Flat cable. Two different types of flat cable are described in a 28-page brochure. Tape Cable, a trade name for flat flexible cable, and ribbon cable, with cemented or woven-together individually insulated conductors, are both available from stock or custom made by the manufacturer. Technical data, charts, and illustrations detail the construction and specifications of each type. The brochure also includes a useful glossary and military specification information. For a copy of "Flat Cable, EC3-78," write to Brand-Rex Co., P. O. Box 498, Willimantic, Conn. 06226 or circle [425]

Data-conversion modules. A 144-page catalog and reference guide gives descriptions and complete specifications for a line of analog-to-digital and digital-to-analog converters, data-acquisition system mod-

protect their contents against contaminants under internal and external pressures of up to 15 lb/in.², are made of silicone rubber. They have a molded-in hex-nut that replaces the

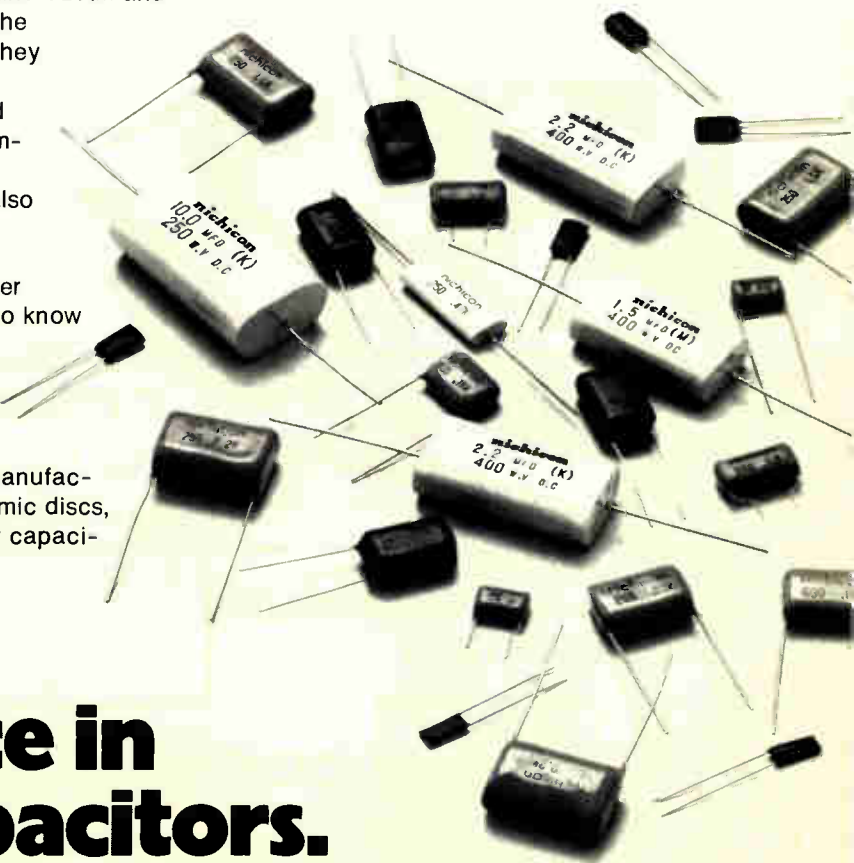
We build the quality into our TDY Polyester Film and TDXM and TTAM Metallized Polyester Film Capacitors with the strictest manufacturing and control procedures. They feature high-impact epoxy casings to provide superior protection against moisture, humidity and mechanical damage. Each offers an operating temperature range of -40°C through $+85^{\circ}\text{C}$.

Ideally suited for commercial equipment, they also have the performance characteristics needed for computer and industrial electronic applications.

We challenge you to compare Nichicon polyester capacitors to any other brand. It's your business to know the difference quality makes.

FREE! To receive complete product information or engineering samples, simply write to us on your letterhead, describing your application needs. Aside from polyester capacitors we also manufacture 15 styles of aluminum electrolytics, plus ceramic discs, mica, oil-filled—without PCB's, and paper tubular capacitors for standard or specialized applications.

**we make
the difference in
polyester capacitors.**



Circle 64 on reader service card


New literature



plifiers, and voltage-to-frequency converters. In addition to the details of each product, there is a section on the principles of data acquisition and conversion. Datel Systems Inc., 1020 Turnpike St., Canton, Mass. 02021 [426]

Word processing. Users rate more than 80 models in this survey of word-processing systems. Ratings are based on ease of operation, functions/features, applications, service and support and overall satisfaction. Detailed results of this survey are available for \$12 from Datapro Research Corp., 1805 Underwood Blvd., Delran, N. J. 08075.


Solid-state relays. This 12-page catalog covers a line of solid-state relays with each series pictured and mechanically diagrammed. The new 7580 optically isolated ac solid-state thyristor driver and the 7800 series hybrid solid-state relays are de-



scribed here, as are complete performance curves and ratings for all series. Write for bulletin B-07600, Hamlin Inc., Lake & Grove Streets, Lake Mills, Wis. 53551 [427]

ules, and data-conversion accessory circuits, including analog multiplexers; sample-and-hold amplifiers; operational amplifiers, both modular and monolithic; instrumentation am-

First



The small box PDP-11/03[®], member of DEC's PDP-11[®] family, is designed to provide extensive system-building capabilities and efficient, realtime handling of communications or process control. Full 30 day warranty is provided.

DEC's PDP-11/03[®] With All New Space Saving LSI-11/2[®] Components.

And It's Available NOW

Off-the-shelf From ... FIRST COMPUTER CORPORATION At Dramatic Savings, In Three Sizes

**To Order Call or Write:
312/920-1050**

Description		Price
11/03-HB [®]	16K Bytes	\$2095.00
11/03-HC [®]	32K Bytes	\$2395.00
11/03-HD [®]	64K Bytes	\$3195.00

First


computer corporation

corporate square / 825 north cass avenue / westmont, illinois 60559

[®]Registered trademark of Digital Equipment Corp., Maynard, Ma.

Full Line Of Interfaces And Peripherals Available.

Optoelectronics. Included in this color catalog are complete specifications for reflective switches, optical switches, optically coupled isolators, infrared light-emitting diodes, photodiodes, phototransistors, and photodarlingtons. Fiber-optic components and data systems, displays, and detectors are also mentioned, and tabular data are coded for easy reference to accompanying outline dimension drawings and product photographs. Copies are available from Spectronics, Product Marketing Dept., 830 E. Arapaho Rd., Richardson, Texas 75081 [428]



Microwave devices. Product description and specifications for microwave devices are presented in this 120-page catalog, which has been expanded to include the new "super-components" and recent developments in a line of comb generators. Standard lines of crystal-controlled oscillators, power and intermediate-

frequency amplifiers, ferrite devices, multipliers, and microwave subsystems are also described in detail. TRAK Microwave Corp., 4726 Eisenhower Blvd., Tampa, Fla. 33614 [429]


Microcomputer support. Meeting the specific needs of the Texas Instruments minicomputer user is the aim of this new 48-page catalog. It features such items as TI Silent Writer paper, flexible disks, 1/4-in. data cartridges, and other media, plus accessories, supplies, storage, connectors, computer-room furniture, and such hard-to-find items as



cables custom designed to assure compatibility with TI equipment. Also available is the new 64-page fall 1978 edition of the Minicomputer Accessories Catalog that can serve as a source for all minicomputer users. Minicomputer Accessories Corp., Dept. P-7, Box 9004, Sunnyvale, Calif. 94086 [430]

First

DEC's Latest LSI-11/2® Saves Space and FIRST COMPUTER CORPORATION Saves You Time and Money!



To Order Call or Write:
312/920-1050

Description	Price		
	1	2-9	10-24
KD11-HA® LSI-11/2 microcomputer	\$ 625	\$ 590	\$ 555
MSV11-DB® 8K word RAM (16K Bytes)	\$ 680	\$ 640	\$ 595
MSV11-DC® 16K word RAM (32K Bytes)	\$1170	\$1100	\$1030
MSV11-DD® 32K word RAM (64K Bytes)	\$2160	\$2040	\$1920
KD11-HC® KD11-HA plus MSV11-DC	\$1520	\$1435	\$1295
KD11-HD® KD11-HA plus MSV11-DD	\$2240	\$2115	\$1990
DLV11-J® 4 line serial interface	\$ 420	\$ 395	\$ 370
DLV11-E® serial line modem control	\$ 270	\$ 255	\$ 240

Other Quantity Discounts Available on Request


First

computer corporation

corporate square / 825 north cass avenue / westmont, illinois 60559 / (312) 920-1050

®Registered trademark of Digital Equipment Corp., Maynard, Ma.

PHOTODETECTORS



NSL COVERS THE SPECTRUM

Whether it be photocells for photoelectric smoke detectors, digital watches, water purifiers, photo-copiers, street-light and photoelectric controls, or gas and oil flame detection, photodiodes or photovoltaic cells for computer peripherals, optical character recognition, telephone facsimile, photographic, security or communication systems; customized optocouplers for electric heat controls, television receivers, electronic musical instruments or medical electronics; NSL has the optoelectronic component. For established or new photoelectric applications, contact NSL, the photodetector specialist.

Photocells
Photodiodes
Photovoltaic cells
Opto-isolators
Optoelectronic arrays




NATIONAL SEMICONDUCTORS LTD

331 Cornelia Street, Plattsburgh, N.Y. 12901
(518) 561-3160
2150 Ward Street, Montréal, Québec H4M 1T7
(514) 744-5507
Stamford House, Atrincham WA141DR, England

Circle 74 on reader service card

COAXIAL & SHIELDED CABLE WIRE STRIPPERS



A truly versatile 3 station wire stripper that delivers quality stripping at production rates. Forms a compact work station that can strip coax and shielded cable as illustrated at left. Also strips different gauge wires to predetermined individual lengths.

FREE WIRE STRIPPING SERVICE

All we require is a 3-5 ft. sample of your wire and strip specifications. Your sample will be returned to you stripped, together with a complete report as to unusual characteristics of the wire and recommendations as to what equipment will best serve in stripping that particular wire.

ARPENTER MFG. CO., INC.
Fairgrounds Drive, Manlius, N.Y. 13104
Phone 315/682-9176

346 Circle 76 on reader service card

New books

NCR Data Communications Concepts, E&L Instruments Inc., Derby, Conn., 1978, \$6.95.

For anyone with a need to know about data communications, this is an important minitext. One of a group put out by E&L Instruments in its Bugbook series, it was originally prepared by the Technical Education Department of the National Cash Register Co. It explores the various concepts, techniques, and limitations of data communications in an elementary but satisfying way and is also a good introduction to further work and readings.

Thirteen well-illustrated chapters cover verbal and visual communications, computers and communications, telephone systems, circuit terminations and modes of operation, conventional intelligence signals, modulation methods and techniques, basic carrier systems, wire transmission lines, transmission problems, telephone-circuit corrective elements, interpretation of circuit specifications, and modems. Moreover, detailed appendixes cover communications terminology, code charts, wire gauges, interface standards, teletypewriter alphabets, and other handy information. Tests with answers are given so that the serious reader can check his progress.

As the editors point out, the book is geared to telephone applications. However, the material is so fundamental it may be used as a basis for the study of computer networking, data transmission in a process control system, data transmission in microcomputers, and so on.

There is little or no mathematics. Anyone with the appropriate engineering background can go through the material almost as fast as he (or she) can read, and while he will not be a designer or decision maker in data communications at the end, the necessary groundwork will have been laid for the further studies needed to make this happen.

Completion of the material should also enable the reader to cope better with the so-called information explosion the electronics industry is undergoing. Even someone who

wants nothing more than to understand the data communications impact of AT&T's proposed Advanced Communications System on inter-company data communications or of IBM's SBS system in terms of the key words and concepts will find this a good place to start.

However, the editors have perhaps oversimplified matters just a little by including such elements as how to determine the logarithm of a number, a table of common logs and the formulas for Ohm's law, etc. But this is a minor complaint. Anyone who does need such material for a full understanding of what is going on should probably start with the NCR Basic Electronics Course With Experiments—another Bugbook in the series.

Harvey J. Hindin

How to Become a Professional Engineer, 3rd ed., John D. Constance, McGraw-Hill, 325 pp., \$17.50.

IEEE Standard Techniques for High-Voltage Testing, 6th ed., Power System Instrumentation and Measurements Committee of the IEEE Power Engineering Society (sponsor), IEEE Press (distributed by John Wiley & Sons), 125 pp., \$13.00.

Physics and Technology of Low-Temperature Plasmas, S. V. Dresvin, ed., The Iowa State University Press, 471 pp., \$25.00.

The Waves of Change—A Techno-Economic Analysis of the Data Processing Industry, 1st ed., Charles P. Lecht, Advanced Computer Techniques Corp., N. Y., 186 pp.

McGraw-Hill Dictionary of Physics and Mathematics, Daniel N. Lapedes, ed., New York, 1,024 pp., \$22.50.

An Introduction to Decision Logic Tables, revised ed., Herman McDaniel, PBI-Petrocelli Books (distributed by McGraw-Hill), 160 pp., \$12.00.

Laser Beam Information Systems, William C. House, ed., PBI-Petrocelli Books (distributed by McGraw-Hill), 192 pp., \$15.00.

SOLID STATE POWER

**Off-The-Shelf Designs...
Standard Models...
We've Got 'Em!**

**Big performance plus
big savings in time,
effort and dollars**

Solid State GaAs FET Power Amplifiers

Series GLWA low cost Class A linear amplifiers with power outputs of 2.0 watts (3.7-4.2 GHz), 1.3 watts (4.4-5.0 GHz), or .8 watts (5.9-6.4 GHz). Other power ratings up to 3.3 watts, and other frequencies up to 7.9-8.4 GHz also available. Features include positive hermeticity of GaAs FET devices, low noise figure, built-in protection, high MTBF.

Solid State High Efficiency Power Supplies

Series HEPS high current switching regulator power supplies feature better than 85% efficiency. Up to 6000 watts DC power (30 VDC @ 200 amps) with built-in voltage/current/thermal fault protection, internal forced air cooling.

Solid State Class A Linear Power Amplifiers

Series LWA, power module packages for systems applications. 26 standard models, frequencies from 5 MHz to 4.2 GHz, power output up to 100 watts. Ideal replacement for TWT amplifiers. Series LAB, instrument version with built-in power supply. Choice of 62 standard models with such features as gain control, leveling, external modulation.

Solid State Class A/B High Power Kilowatt Amplifiers

Series EWAL, PWAL, PAL deliver up to 1000 watts of A/B linear power. Standard models for frequencies from 2 MHz to 500 MHz, plus standard designs for frequencies up to 3 GHz. Bandwidths up to several octaves. Electronic or circulator protection. Ideal for applications such as ECM/EW jammers, and TV transmitters, add-on AM amplifiers, etc.

Solid State AM Modulator/Power Amplifiers

Series PAM, operate in VHF, UHF and VHF/UHF transceivers. Up to 1KW peak envelope power; low distortion transmission, <5%. Typical standard model covers 225-400 MHz band, for use with up to 7000 channels.

Solid State High Power TV Transmitter Amplifiers

Series TVA, for CCIR and NTSC low and high band television broadcast applications. Visual and aural power outputs up to 1000 watts. Broadband operation over 54-88 MHz and 174-230 MHz ranges. Max. MTBF and min. MTTR.

Solid State Class C Protected Power Amplifiers

Series EWA, PWA are used in applications requiring high power and maximum bandwidth. 60 standard-design EWA models have electronic protection, frequencies from 1 to 1000 MHz, octave/decade bandwidths, power up to 1000 watts. Series PWA is circulator-protected, more than 160 standard models, frequencies from 100 to 4200 MHz, power up to 1000 watts.

Solid State High Level Baseband and Baseband Distribution Amplifiers

Series BBA and BDA, designed for CCIR and Intelsat telecommunication applications. Standard models with single or multiple output, gain up to 30 dB.

Solid State Class A Wide Band Linear Multi-Couplers

Series LMC and LLMC, for connection of several receivers to a single antenna. Frequency range from 2 MHz to 2 GHz in decade and octave bandwidths.

Solid State IF Amplifiers

Series IFA, ideal for telecommunication applications. Center frequencies of 70, 700 or 1100 MHz, with low group delay and low input/output return loss.



MICROWAVE POWER DEVICES, INC.

Adams Court, Plainview, N.Y. 11803 • Tel. 516-433-1400 • TWX 510-221-1862

Circle 78 on reader service card

**The magazine
you're reading now,
could be your own.**

Drop off the routing list. Get your own fresh, unclipped copy mailed to your home or office. Turn to the subscription card in the back of the magazine. If somebody has beat you to it, write: Electronics, P.O. Box 430, Hightstown, N.J. 08520.

Classified section FOR ENGINEERING/TECHNICAL EMPLOYMENT OPPORTUNITIES

CLASSIFIED SALES REPRESENTATIVES	Cleveland Mac Huestis 216/781-7000	Houston Mike Taylor 713/659-8381	Philadelphia Dan Ferro . . . 215/568-6161
Atlanta 404/892-2868	Dallas Mike Taylor 214/742-1747	Los Angeles Ana Galaz . . . 213/487-1160	Pittsburgh Dan Ferro . . . 412/391-1314
Boston Jim McClure 617/262-1160	Denver Shirley Klotz 303/837-1010	New York Larry Kelly . . . 212/997-3594	San Francisco M.E. Kenny 415/362-4600
Chicago Bill Higgins 312/751-3733	Detroit Mac Huestis 313/873-7410	New York M. Melton . . . 212/997-2422	Stamford William Eyd 203/359-2860

Senior Electronics Engineers

This is a rare opportunity for innovative Design Engineers to join the world's leading innovator in instant still and motion picture photography. Polaroid. The people we select must have proven track records of creative conceptual design in analog or digital circuitry as they apply to small, electro-mechanical devices. The successful candidates will become members of an interdisciplinary team and be responsible for finding ways to apply electronic circuits and systems to the development of unique, new cameras and camera accessories. For those with an interest in the complete development spectrum, there are also opportunities to guide the development of our electronic devices from the design stage right through to production. A demonstrated ability to interface with others and communicate effectively both orally and in writing is mandatory in both areas.

Polaroid is a dynamic, people-oriented company headquartered in Cambridge, Massachusetts. Our continued growth and leadership in instant photography depends, to a great degree, on the bright, innovative ideas contributed by engineers in jobs such as these.

If you have a BS or MS in Electrical Engineering and at least four years of experience as described above, please forward your resume to Ed Connelley, Polaroid Corp., 565 Technology Square, Dept. 24, Cambridge, MA 02139.

An equal opportunity employer M/F.



PROJECT ENGINEERS \$18-28,000

Blue chip growth client company needs numerous EE's for their Corporate Engineering function:

SR. SYSTEMS ENGINEERS to provide leadership in systems control and instrumentation technology for complex manufacturing processes.

SR. ENGINEER—EQUIPMENT to install, debug and run equipment for the production of thin film SIP and DIP resistor networks.

PROCESS ENGINEER—NETWORKS to develop process and control systems for production of resistor networks, select subordinate engineers.

Clearly demonstrated professional and or academic achievement required. Location: small Northeast city.

WETERRINGS & AGNEW PROFESSIONAL PLACEMENT CONSULTANTS

425 MIDTOWN TOWER
ROCHESTER, NEW YORK 14604 • 716 454-3888

HOUSTON, TEXAS ELECTRONIC DESIGN AND PROJECT ENGINEERS

The automatic control systems segment of our industry is expanding and is currently in need of individuals with analog/digital design capability. Microprocessor experience a major plus on both R & D and product design. Competitive salaries and benefits.

For further information, contact Russell Ballentine or John O'Dell at
(713) 621-9050

All Fees Assumed By Client Companies



458 Houston Natural Gas Building
1200 Travis
Houston, Texas 77002

People join TI for love of technology. They stay for a lot of reasons.

Texas Instruments is viewed by many people as a technological leader in only one area.

To the electronics industry, we're producers of semiconductor materials and components.

To the oil industry, we're seismic data gatherers and processors who help them find petroleum-bearing formations.

To growing millions of consumers, we're the people who make calculators and digital watches.

To manufacturers of automobiles, TV yoke coils, battery cables and electromagnets, we are producers of clad metals.

The list of our major product and service areas is a long one. We've included it below.

The point is, all this diversity means extraordinary breadth of opportunity for you. Not just initially, but for as long as you're with TI. We've got a move-up environment that also lets you move *laterally* when you want to.

Find out how open-ended your




opportunities can be. And how TI has created an environment where you can prove your potential fast.

See what we're doing in:

- Microcomputers and micro-processors
- Semiconductor memories
- Linear semiconductor devices
- Microelectronic digital watches
- Calculators
- Minicomputers: hardware, software and systems featuring software compatibility with microprocessors
- Distributed computing systems for business and industry
- Electronic data terminals
- Programmable control systems
- Data exchange systems
- Advanced Scientific Computers

- Digital seismic data systems
- Air traffic control radar and Discrete Address Beacon Systems
- Microwave landing systems
- Radar and infrared systems
- Guidance and controls for tactical missiles
- Worldwide geophysical services
- Clad metals for automotive trim, thermostats and electrical contacts
- Interconnection products for electronic telephone switching systems
- Temperature-sensitive controls for automobiles and appliances
- Keyboards for calculators and for many other products.



Send for the 34-page picture story of TI people, places, and opportunities. And send us your resume in confidence to

George Berryman,
P. O. Box 225474,
Dept. CA2, MS 67,
Dallas, TX 75265.



TEXAS INSTRUMENTS INCORPORATED

An Equal Opportunity Employer M/F



National is committed to the development of new products and innovative methods of producing them. We offer the below stimulating positions located at our modern Santa Clara headquarters. These positions have been created through positive commitments to achieve technical leadership.

ADVANCED WAFER TECHNOLOGY

**Advanced Passivation
Small Geometry Patterns
Shallow MOS Diffusion
Process Control**

National is currently establishing a team to develop the IC technology required to produce new VLSI circuits. This technology will have broad application throughout the Corporation. We have openings for qualified individuals in IC processing (technical and equipment), devise physics and its relation to processing and process control. Potential candidates must have advanced degrees in engineering or physical sciences, three to six years experience in IC development or manufacturing along with some experience in the projects listed. Must have demonstrated creative ability.

ADVANCED PHOTOLITHOGRAPHY/ BUBBLE MEMORIES

National seeks a key contributor to develop very high resolution lithography using electron beam generated masks and direct step on the wafer optical projection aligning in support of our Bubble Memory Program. Qualified candidates will have an advanced technical degree and four or more years of photoresist engineering and development experience. Familiarity with plasma etching, ion milling, and reactive ion etching is a big plus.

Your expertise will be recognized and rewarded with an excellent compensation program, including generous relocation allowance and unparalleled advancement opportunities.

Please call Bob Hasselbrink COLLECT, (408) 737-5640, or send your letter of inquiry or resume to his attention at National Semiconductor, 2900 Semiconductor Drive, Santa Clara, California 95051. We are an equal opportunity employer m/f/h.



**National
Semiconductor**

PROJECT ENGINEERS

Eaton's Corporate Engineering & Research Center is working on exciting, challenging projects to keep pace with the Company's rapid growth.

This growth has created solid career opportunities in these areas:

ELECTRONICS PACKAGING — Project responsibility for packaging of electronic products for vehicular and industrial environments. Problem solving expertise in electronics manufacturing and packaging plus BSEE required.

ELECTROMAGNETICS — Experience in design and development of rotating machinery and electromagnetic components a must. This is a specialist position requiring an advanced degree plus a minimum of 10 years applicable experience.

If you enjoy working in an unstructured environment where you are given an opportunity to develop your technical skills, you owe it to yourself to investigate these opportunities.

We offer a suburban location, comprehensive company-paid fringe benefits and competitive salaries. Send your resume in confidence to:

EATON CORPORATION Dept. E101278
Engineering & Research Center
P.O. BOX 766 26201 Northwestern Highway
Southfield, Michigan 48037

We are an equal opportunity employer M/F

Job-seekers... be the first to know with McGraw-Hill's Advance Job Listings

By having our weekly ADVANCE JOB LISTINGS sent to your home every Monday you can be the first to know about openings both in and out of your field. AJL will enable you to contact anxious recruitment managers BEFORE their ads appear in upcoming issues of 21 McGraw-Hill publications. To receive a free sample copy, plus information about our low subscription rates, fill out and return the coupon below.

ADVANCE JOB LISTINGS / P.O. BOX 900 / NY 10020

PLEASE SEND A SAMPLE COPY
OF ADVANCE JOB LISTINGS TO

NAME _____	ADDRESS _____
CITY _____	STATE / ZIP _____

WE'RE A COMPUTER COMPANY,

That's why we're at the leading edge of semiconductor technology.

Burroughs is one of the world's leading computer manufacturers. So we can't afford to depend on semiconductors that were designed and produced for the mass market. For Burroughs products, only the best, most advanced semiconductors are acceptable.

That's why in 1971 we established our Micro-Components Organization (MCO) in San Diego. Today, MCO consists of three main groups: MOS, bipolar and R&D. Together, these groups provide Burroughs with its own advanced IC design, process development and manufacturing.

If you join MCO in San Diego, you'll become involved in state-of-the-art programs including:

- **Product engineering**
- **Manufacturing engineering**
- **IC packaging development (plastic, ceramic, multi-chip)**
- **Advanced device technology (high performance MOS, VLSI, and high performance bipolar devices)**
- **Advanced interconnect structures (including unique dielectric materials and multi-layer structures)**
- **Amorphous semiconductor process development**


And your environment will be different. There will be much more engineering and scientific emphasis than at a semiconductor house. You will have a broader, more visible role to play as a generalist rather than a specialist.

Of course you'll have more responsibility, with the accompanying rewards.

And as part of a \$2 billion company whose profits are ranked in the top 50 nationally, you'll have a feeling of security that you may never have felt before.

So if you have a technical degree, a record of accomplishment in your field, and a desire to work at the leading edge of semiconductor technology, send your resume to Professional Staffing, Burroughs Corporation, 16701 West Bernardo Drive, San Diego, California 92127. We are an equal opportunity employer m/f.

Come work with us in San Diego.

Burroughs 

NOT A SEMICONDUCTOR HOUSE.

Engineers

**Stability
+ Growth
Opportunity!**

The SYSTEMS division of Litton has DOUBLED its size in the past four years, and TRIPLED volume in SALES creating one of the more STABLE environments in industry.

Positions of uncommon potential are now available in Defense and non-Defense contracts. Ask us about them!

ANALOG OR DIGITAL PROCESSING

- LSI application
- High speed data conversion
- Power supplies

TELECOMMUNICATIONS SYSTEMS DESIGN

- Advanced digital subsystems including TDM
- RF and analog subsystems including frequency synthesis and FDM techniques
- Microprocessors and related real-time operating systems software
- Voice switching systems

ELECTRONIC WARFARE SYSTEMS

- State-of-the-Art, ESM/ECM
- Signal processing

ELECTRONIC WARFARE PROCESSING — HARDWARE

- Microwave subsystem design
- Circuit design — RF, video, analog, high speed A/D converters
- EW digital subsystem design — signal sorting, microprocessors/microcontroller design, computer interfacing

RF

- Microwave communications and receiving systems
- High Sensitivity DF Receivers
- Solid state microwave component design

We are located in a pleasant college town in Maryland with rolling hills, and the Chesapeake Bay and nation's capital less than an hour away. If this sounds like the opportunity you seek, please send your resume including salary history in confidence to:

W.L. McAmis



**Amecom Division
LITTON
SYSTEMS, INC.**

5115 Calvert Rd., College Park, MD 20740
An equal opportunity employer. M/F/H

AUTOMOTIVE ELECTRONICS Microcomputer System Engineers

Rockwell International is the world's leading supplier of heavy duty axles, brakes and driveline components. Located near the heart of Michigan's vacationland of lakes, skiing, and rolling hills, we are one of Fortune's Top 50 Companies and view Engineering as one of the most critical functions in meeting our business objectives.

Our rapid growth in the Automotive Electronics field has created a need for the following engineers.

HARDWARE DEVELOPMENT ENGINEER

Requires individual with a Bachelor's Degree, microprocessor hardware experience and a minimum of four (4) years digital, logic, or analog circuit/systems design. Primary activities include both system and subsystem development and testing. Will develop and apply microprocessor based vehicle information and control systems.

SOFTWARE DEVELOPMENT ENGINEER

Candidate should possess a Bachelor's Degree. Will be responsible for organization and technical direction of microprocessor program development activities. Minimum of three (3) years of microcomputer program development and M-6500 or equivalent experience required.

FIELD APPLICATIONS ENGINEER

Engineers with a BS degree for field applications of advanced microcomputer systems. Primary activities include configuring the system hardware and software to meet customer requirements and train user personnel in the field. Minimum of four (4) years electronic experience required.

FIELD TECHNICIAN

Candidate will have a minimum of three (3) years of troubleshooting expertise in electronics. Responsibilities include vehicle installation, trouble-shooting, and training of user personnel in the field. Additional background in vehicle mechanics and/or microprocessors preferred.

These engineering positions offer exceptional career potential, competitive salaries and an excellent benefit portfolio. For confidential consideration, please forward your resume, including salary history, to:

Professional Staffing Administrator

AUTOMOTIVE OPERATIONS

2135 W. Maple Rd • Troy, MI 48084



Rockwell International

Equal Opportunity Employer M/F



Compugraphic. The Unique Alternative.

COMPUGRAPHIC offers a truly unique alternative for successful professionals who want to utilize their talents in new and different ways . . . impact the decision-making process . . . and receive the reward and recognition to which they are entitled.

COMPUGRAPHIC has taken a page from the computer industry, another from electronics, and still another from manufacturing to write the book on computerized phototypesetting. Our advanced technology in creative application has made us the world leader in the field.

COMPUGRAPHIC is just the right size. Small, but not too small. Growing, but not overgrown. With \$130 million in annual sales and over 3,000 employees, we will recognize--and reward--your efforts.

COMPUGRAPHIC prides itself in its innovative products and state-of-the-art technology, and provides the challenges waiting where you may have never looked before.

**Now
that you
know the
alternative--
Get
in touch
with us.**

Test Engineers

Experienced test engineers will have the opportunity to work with special purpose computers using TTL logic and microprocessor experience. Immediate involvement includes production test problems from a product as well as a test equipment standpoint. Heavy emphasis will be placed on test engineering design, writing test procedures for systems and subassemblies, and interfacing with test technicians. You should have 3 years of systems and subassembly experience and a knowledge of software/hardware relationships in machine control. A BSEE is desirable.

Manufacturing Engineers

Your responsibilities in this high visibility position will include design review, product introduction, assembly and vendor tooling, and labor estimates. You should be a take-charge individual, and have a BSIE, BSME, or equivalent, as well as 5-10 years experience in a high volume electronics manufacturing environment. Familiarity with plastic fabrication techniques is desirable.

Hardware Engineers Electrical

Our hardware development group has several openings for talented professionals with solid industrial computer or related hardware experience. Initial assignments are available in the following areas: disc controller and interface logic design microprocessing, bit-slice design, and communications hardware design -- all aimed at the design, development, and improvement of our sophisticated typesetting equipment. These positions offer to creative, qualified individuals the opportunity to grow in a highly visible engineering organization.

Diagnostics Engineer

You will be responsible for the specification and implementation of hardware/software diagnostics in our advanced phototypesetting systems. A BS in C/S or EE with 4-5 years experience in Disk and Communications diagnostics and microprocessors is required.

Software Engineers

We have several new openings for talented professionals with industrial microcomputer experience to grow in our engineering organization. Your initial assignments will center on file management, text processing, and communications systems development. Directly related experience in intelligent terminal and communications software development is preferable, and you should be familiar with assembly language or PLM.

Power Supply Design Engineer

We seek an engineer who is capable of innovative concept design. A self-motivated individual with 3-5 years original design experience in power supplies and motor controls. Specific power supply knowledge should include expertise in switching regulators and a familiarity with DC-DC converters and high voltage applications. In the area of motor control circuitry, experience with high current stepping and Servo and AC motors is required. Additional knowledge of digital logic and photo flash circuits is desirable.

Analog Design Engineer

You should be experienced in the design of deflection circuits, video amplifiers, and CRT circuits. A BSEE with 3-5 years of hands-on experience is required.

Please send your resume, including salary requirements, to John A. Regan.

Compugraphic offers excellent starting salaries, pension plan, a full range of company benefits, promotions from within, excellent profit sharing, and is conveniently located in Wilmington, Massachusetts.

cg compugraphic

80 Industrial Way
Wilmington, MA 01887
(617) 944-6555

Listed New York Stock Exchange • An Equal Opportunity Employer



Engineers

Our Hunt Valley complex, located in the northern suburb of Baltimore, has immediate openings in two engineering departments.

The Nuclear Instrumentation Control Department has requirements for engineers with experience in analog and digital circuit design. Responsibilities include the development and design of instrumentation and control equipment and systems for commercial and naval nuclear programs.

Requirements:

- BSEE with minimum of 2 years design experience.
- Ability to analyze designs and present results.
- Desire to apply innovative solutions to complex engineering problems.

The Integrated Logistics Support Engineering Department is involved in a variety of long-term automated test projects and has needs in the following areas:

Software

Applicants should have BSEE and major specialization in computers or with BS in Computer Science and a knowledge of digital and analog circuit design and at least 2 years experience in one or more of the following areas:

- Design and generation of analog/digital test application software
- Design and generation of ATE executive and support software.

Logistics and Maintenance

Applicants should have BSEE with advanced statistics and/or numerical analysis courses with a minimum of 2 years experience in one or more of the following: logistics models, simulation models, logistic support analysis, support equipment requirements, maintenance planning.

Digital Hardware Design

Responsibilities include systems specifications and design utilizing advanced microprocessors and microcomputers as applied to sophisticated electronic test problems. Minimum of 2 years experience and BSEE degree.

Electronic Design

Requires capability in solid state electronic design. Should have at least 2 years experience in analog and digital testing of military avionics sub-assemblies. BSEE required.

For consideration, please send resume, stating present salary, and indicating department of interest, to:

R.A. Richmond, Dept. 518
Westinghouse
P.O. Box 1693
Baltimore, MD 21203

An Equal Opportunity Employer

Westinghouse

SUPERVISORY ELECTRONICS ENGINEER

GS—855-15

Salary—\$36,171—\$47,025 per annum

This is a career Civil Service position. Serves as Manager, Communication Command and Control Division, responsible for the management, planning and coordination of personnel engaged in analytical studies, engineering, research, development and technical evaluation of information exchange systems which involve communications, command and control as well as those airborne radio systems interrelated with communication theory, antenna design, transmitter-receiver development, communications signal processing and signal distribution techniques. A degree is Electrical or Electronics engineering and extensive experience (5-8 years) in communications techniques or equivalent is preferred.

If you are interested in applying please forward a SF-171 or resume postmarked no later than 31 October, 1978 to:

NAVAL AIR DEVELOPMENT CENTER

Warminster, PA 18974
Attention: Civilian Personnel Dept.
Code 0342

If you are interested in more information on this position, please call (collect)

Dennis Stile at (215) 441-2395

An Equal Opportunity Employer

RESEARCH ENGINEER (ELECTRONICS)

Challenge and opportunity for individual contribution for EE with 5 yrs. experience in digital communication and industrial design. Must have strong background in digital and analog communication techniques and mathematics, plus knowledge of telephone communications standards and protocol standards, i.e., RS422, 423, C.C.I.T.T., IEEE.

This position will have project management responsibility in the Corporate Research Department of a Fortune 500 company the group provides technical expertise to the development functions of all of our Divisions.

Please write giving complete resume and salary history in confidence to:

GUTLER - HAMMER, Inc.

4201 No. 27th St.
Milwaukee, WI 53216

An Equal Opportunity Employer M/F

IT'S HAPPENING AT FAIRCHILD:

State-of-the-art test systems technology in an employee-oriented environment.

Fairchild's fast growing Test Systems Group in San Jose can offer you the chance to work in a highly creative atmosphere emphasizing advanced systems design technology and innovative computer-controlled integrated test systems. In short, a total systems environment from concept to hardware, using the most advanced design techniques.

At Fairchild's Test Systems Group, you'll enjoy a small-company atmosphere which encourages and rewards individual efforts and achievements. Plus an outstanding salary/benefits package and unique career advancement and education aid programs.

We'd like to tell you more about what's happening at Fairchild's Test Systems Group. And hear about what's happening with you.

Contact us by sending a resume or filling in the coupon and we'll send you an application. Or spend just a couple of minutes calling our toll-free number (800) 821-2280 extension 916 for a quick review of your background. Fairchild is an equal opportunity employer m/f.

Our long-term growth plan includes new product introductions for VLSI and high-speed component test systems. These efforts have created openings in these areas:

Test Engineers/All Levels

This is your opportunity to work directly with design engineers involved in developing state-of-the-art circuitry for advanced ECL designs. You'll design and work with the latest automatic testing equipment and develop manufacturing test programs. To qualify, you should have related experience and familiarity with Assembly and FORTRAN languages. (We'll train you in more advanced software languages.)

Systems Test Technicians/ All Levels

You'll be involved in subassembly and final test of large-scale digital/analog systems. These positions offer excellent advancement potential and require an AA in electronics or BSET or equivalent experience.

Production/ Materials Planner

To qualify, you should have production/materials planning experience in an electronics instrumentation manufacturing environment.

Position interested in _____

Resume attached Please send application Contact phone # _____

Name _____

Address _____

City, State, Zip _____

1725 Technology Drive
San Jose, California 95110

Attn: Elaine Nelke, Employment Manager

FAIRCHILD
TEST SYSTEMS GROUP

Instrumentation and Controls

Project Engineer


To coordinate selection, procurement and contractor supply/installation of I & C systems for large PROCESS PLANTS.

Experience must include 10 years I & C design, specification and procurement responsibilities.

This position offers an excellent salary plus comprehensive benefits including relocation.

Submit detailed historical resume including current salary, to:

H. Hautau



The Heyward-Robinson Co., Inc.

A Member of Swiss Aluminium Ltd (Alusuisse) Group

100 Church St., New York, N.Y. 10007

An equal opportunity employer, m/f
All replies handled in confidence

ENGINEERING • MANUFACTURING DATA PROCESSING • PURCHASING

Confidential professional placement and search, specializing in the electronics industry. We serve companies and candidates nationally. Client companies assume all expenses and fees.



LYNN EVANS ASSOCIATES
One Buckminster Place, P.O. Box 2099
Framingham, Mass. 01701
(617) 235-5663 or (617) 872-3577

RESEARCH ENGINEER

(ELECTRONICS)

If you are looking for a chance to be innovative and an opportunity for individual and career growth you will be interested in this position.

Excellent opportunity for EE with 2-3 years experience in digital design and microprocessor applications in our Corporate Research facility.

Please write giving complete resume and salary history in confidence to:

CUTLER-HAMMER, Inc.

4201 N. 27th St.
Milwaukee, WI 53216

An Equal Opportunity Employer M/F

ELECTRONIC ENGINEER RF EQUIPMENT DESIGN

Grumman Aerospace Corporation has an immediate opening for an Electronic Engineer with a B.S./M.S. in Electrical Engineering, Physics or Electro-physics. Two to five years experience in the design, development, test and integration of various types of antenna and related microwave components into aircraft and space vehicles is also required.

In addition to an excellent facility with mathematics and computer programming, ability and experience should include the theoretical analysis of diffraction and scattering of electromagnetic waves from metal or non-metallic objects.

Qualified applicants should send their resume in strictest confidence to: Mr. Dan R.F. Nettuno, Manager, Professional Employment.

**GRUMMAN AEROSPACE
CORPORATION**
BETHPAGE, NEW YORK 11714

AN EQUAL OPPORTUNITY EMPLOYER M/F U.S. CITIZENSHIP REQUIRED




**We've hired some
really good people
lately. But we
still need more.
At Signetics we
ALWAYS need good
people. Especially
PROCESS ENGINEERS.**

Send your resume to the good people company. Signetics, MS 300, 811 East Arques Avenue, Sunnyvale, CA 94086. We are an equal opportunity employer m/f.

The Good People Company.

Signetics

a subsidiary of U.S. Philips Corporation



Discover the World of Rockwell Electronics in Dallas

Collins Telecommunications Systems Division of Rockwell International needs professional engineers to work on Airborne, Tactical, and Ground and Transportable Systems. Excellent growth potential in immediate career openings at all levels.

COMMUNICATIONS ENGINEERS

Will be engaged in the design and integration of large scale Communications Systems. Must be familiar with developing preliminary system concepts and architecture. Knowledge of military specifications, support systems and simulation techniques preferred. Experience required in any of the following:

- RF Subsystems—Fixed & Transportable
- Antenna Development
- Digital Data Transmission
- Tactical Systems
- Maintainability/Safety
- HF Circuit Design/Analysis
- Audio/Control Subsystems
- Spread Spectrum Techniques
- High Power VLF/LF Transmitter
- RF Signal Processing
- HF Receivers, Power Amplifiers and Logic Circuits
- Shipboard Systems

AIRBORNE SYSTEMS ENGINEERS

MECHANICAL DESIGN EXPERIENCE

- Aerodynamic Flow Analysis
- Mechanical Interface between Electronic Systems and Aircraft Structures.
- Aircraft Structural Modification.
- Systems Integration.
- System Hardware and Packaging Design.

ELECTRICAL DESIGN EXPERIENCE

- Analog and Digital Circuit Design
- Military Hardware Development.
- Airborne Instrumentation and Automatic Test.
- EMI/EMC/EMP Considerations
- Microprocessor Applications.
- System Planning and Proposal Writing.

COMMUNICATIONS SYSTEMS ANALYSIS

Experience In:

- Linear and Stochastic Analysis
- Error-Correcting Codes
- Transmission Link Analysis

- Communications Links and Networks.
- Circuit/Message Switching
- Modeling and Simulation

LOGISTICS ENGINEERS

Experience In:

- Logistics Support Analysis.
- Level of Repair Analysis.
- Test Equipment Repair Analysis.
- Value Engineering.

DATA MANAGERS

Experience In:

- Military Customer Data Requirements.
- Data Analysis and Preparation.
- Design to Life Cycle Casting.
- Management of Technical Data.

PROGRAM MANAGERS

Responsible for providing engineering lead for major programs/proposals with Profit and Loss accountability. Positions involve preparation of proposals and customer presentations, negotiation, fiscal planning and scheduling. At least five years industrial or military experience required in: Systems Design; Hardware/Software Implementation; and/or Project Management.

NUMEROUS OTHER OPENINGS EXIST FOR DEGREEE EE's, ME's AND IE's.

Benefits and compensation are highly competitive. Most important, however, is the opportunity to progress in the stimulating environment that only a world leader in Technology can provide. Please submit resume, including salary history and requirements to:



**Rockwell
International**

Equal Opportunity Employer M/F

Bill Buckley
Professional Staffing—1949
Rockwell International
Electronic Systems Group
P.O. Box 10462
Dallas, Texas 75207

Infrared & Radar Technology Opportunities

Diverse new research staff positions are immediately available at The Environmental Research Institute of Michigan (ERIM) to qualified individuals with an aptitude for and a general interest in creative research and development work.

Openings are primarily in the area of modern sensor technology—specifically electro-optical scanners and laser systems, coherent (synthetic aperture) radar measurements and instrumentation, systems analysis, data processing, modeling and simulation, and computer hardware and software development.

Recent graduates at all levels, engineers with substantial experience in R&D contract work, and engineers who are well-established in the management of federal contract research programs of national importance are encouraged to reply.

ERIM is an independent, non-profit corporation whose major objective is to serve as a catalytic agent among government agencies, industries, universities and other research institutions for the application of advanced scientific methodologies and associated technologies to society's problems.

ERIM is located in Ann Arbor, Michigan, adjacent to The University of Michigan campus. The area has exceptional cultural, academic, recreational and entertainment activities and facilities. ERIM salaries are competitive, and fringe benefits are well above average. All inquiries are kept confidential.

Send a detailed resume to John Malik:

**ENVIRONMENTAL RESEARCH
INSTITUTE OF MICHIGAN**
P.O. Box 8618, Ann Arbor, Michigan 48107

An Equal Opportunity Employer

ENGINEERS—MANUFACTURING SUPERVISORS—SCIENTISTS

A Nationwide Placement Service. Our clients pay all fees and interview expenses. All transactions conducted in strict confidence. Send resume to:

E. J. Stephen

EXECUTIVE SEARCH AND PLACEMENT
TRI-STATE MALL • CLAYMONT, DE 19703
(302) 798-6861

ELECTRONICS ENGINEERS

Specializing in the placement of Electrical Engineers Nationally. All fees company paid. This is only a partial listing. Send resume.

Project Mgr. 30K Power Eng. 23K
Design E.E. 21K Controls Eng. 23K
Instrumentation 22K Systems Eng. 22K
Sr. Systems 25K Facilities 25K
Project Eng. 22K Mechanical Des. 24K

COREY ASSOCIATES

Suite 230, 105 Wolf Rd., Albany, NY
12205

MULTIPLE MIRROR TELESCOPE ENGINEERS

The Multiple Mirror Telescope Observatory now nearing completion on Mt. Hopkins, near Tucson, Arizona, requires two electronic engineers.

**Electronic Servo Field Engineer
Electronic Digital Field Engineer**

The servo and digital engineers provide field skills related to the completion, system development, operation, maintenance and improvement of the Multiple Mirror Telescope. This state of the art observatory includes:

- A rotating building.
- A computer controlled alt-azimuth mount for the telescope.
- The six 72-inch diameter primary mirrors that make this the third largest telescope in the world.
- The many laser control servo systems that are a part of the active optics control of the telescope place this telescope at the forefront of modern technology.

The field engineers should have a B.S. in electrical engineering or equivalent and prior experience in their fields. It is desirable that the digital engineer have experience with the operation and interfacing of Data General mini-computers. Salaries will depend upon experience. Reply to: Staff Employment Center, 1717 East Speedway, Tucson, Arizona 85721. Or call: Dr. W. F. Hoffmann at (602) 626-1558. An Equal Opportunity, Affirmative Action, Title IX, Section 504 Employer.

NOTICE TO EMPLOYERS:

Why we can recommend our readers for the top jobs

The subscribers to this magazine have qualified professionally to receive it. They are also paid subscribers—interested enough in the technological content to have paid a minimum of \$14 for a subscription.

As subscribers to ELECTRONICS, our readers have told you several things about themselves. They are ambitious. They are interested in expanding their knowledge in specific areas of the technology. And they are sophisticated in their need for and use of business and technology information.

Our readers are now in senior engineering or engineering management, or they are on the road toward those levels. In either case, they are prime applicants for the top jobs in almost any area.


If you are interested in recruiting the best people in electronics, these pages are open to you for your recruitment advertising.

Our readers are not "job-hoppers". To interest them you will have to combine present reward with challenge and opportunity for future career advancement.

The cost of recruitment advertising on these pages is \$55 per advertising inch. For information call or write:

Electronics

Post Office Box 900, New York, NY 10020
Phone 212/997-2556



The grass is greener

You're a systems professional, and you're probably at work in the field of secure communications, airborne information handling, command and control, or data processing. But you know there just has to be something better. Check this.

YOURS OURS

- | | | |
|--------------------------|-------------------------------------|---|
| <input type="checkbox"/> | <input checked="" type="checkbox"/> | The vitality of Florida's east coast |
| <input type="checkbox"/> | <input checked="" type="checkbox"/> | Fortune 500 company |
| <input type="checkbox"/> | <input checked="" type="checkbox"/> | 35% growth in fy 78, \$872 million in sales |
| <input type="checkbox"/> | <input checked="" type="checkbox"/> | Advancing careers, creative challenges |
| <input type="checkbox"/> | <input checked="" type="checkbox"/> | Nearby graduate schools |
| <input type="checkbox"/> | <input checked="" type="checkbox"/> | R&D of \$89 million, more than 10% of sales |
| <input type="checkbox"/> | <input checked="" type="checkbox"/> | Professional Opportunities |

- Systems Engineers
- Programmers
- Mechanical Engineers
- Program Managers
- Digital/Analog Designers
- RF Designers

For additional information on these opportunities, forward your resume in confidence to: **Mgr., Professional Staffing, Harris Government Systems Group, P.O. Box 37, Dept. EL-1, Melbourne, Florida 32901.**



HARRIS
COMMUNICATIONS AND
INFORMATION HANDLING

**SOLAR
ENERGY
COLORADO
DIGITAL ENGINEER**

The Solar Energy Research Institute located in the foothills of the Rocky Mountains near Denver, Colorado has an immediate requirement for a Digital Engineer. Position involves heading the hardware efforts in support of research oriented data acquisition, and control systems using distributive data processing techniques.

Requires MSEE or BSEE with a minimum of five years experience in the following areas: computer telecommunications, real time mini and micro computer hardware and software, discrete and microcomputer based logic interfaces.

Qualified applicants are invited to submit detailed resumes (no phone calls) including professional references and salary history. SERI will only consider applicants who provide materials requested above.

PERSONNEL SERVICES
**SOLAR ENERGY
RESEARCH INSTITUTE**
A Division of Midwest
Research Institute
1536 Cole Boulevard
Golden, Colorado 80401

A DOE Contractor

We Are An Equal Opportunity Employer, M F H V

Research Opportunity in Low Noise Electronics—National Academy of Sciences/National Research Council Postdoctoral Regular or Senior Associateship for one year at the NASA Goddard Space Flight Center, Greenbelt, MD. Studies are being conducted in low noise preamplifier design and operation. Laboratory measurement of characteristics of devices and circuits based on semiconductor physics will be investigated in order to guide development of silicon devices designed and produced at Goddard. Emphasis of work will be on Charge Transfer Device and photoconductor readouts requiring the utilization of basic principles of noise theory. The preamplifiers usually will be cryogenically cooled and will be used with IR CID's, CCD's and photoconductors. In a separate effort, design work is also sought for IR heterodyne (GHz) systems. Theoretical knowledge and laboratory experience is required for this position, which will help set the course for our new investigations in IR astronomy. Contact Dr. John F. Arens, Mail Code 6932, Goddard Space Flight Center, Greenbelt, MD 20771. 301-982-2865/4679. Application materials should be directed to: Associateship Office (JH 608G) National Research Council, 2101 Constitution Avenue, N.W., Washington D.C. 20418.

The Electrical Engineering Department, University of Utah, has a faculty position opening January 1, 1979, for a person with a Ph.D. and a strong digital hardware background. The successful candidate will receive an Assistant Professor rank, and will be responsible for the undergraduate and graduate programs in the digital area. Opportunity exists for generation of new courses in both areas and research will be strongly encouraged. Also, there will be job opportunity for interaction with an outstanding computer science department and a new facility and staff capable of fabricating large-scale digital integrated circuits. Send resume to Dr. Carl H. Durney, Chairman, Department of Electrical Engineering, University of Utah is an equal opportunity employer.

POSITION VACANT

Department Chairperson: Fenn College of Engineering of Cleveland State University is accepting applications and nominations for the position of chairperson for the department of technology. The department of technology has five full-time faculty, several adjunct faculty, and 215 undergraduate students. The department offers the final two years of a two-plus-two program in cooperation with local community colleges. Baccalaureate programs are offered in civil, electrical, electronic, industrial and mechanical technology. A minimum of masters degree in a related area is required. The qualifications sought in the new chairperson include teaching and administrative experience. Industrial experience is desirable. Salary and academic rank are dependent on qualifications. Starting date: July 15 or September 15, 1979. Inquiries, applications, and nominations should be directed to: Dr. Chester J. Kishel, Chairperson, Search Committee, Fenn College of Engineering, Cleveland State University, Cleveland, Ohio 44115. Or call (216) 687-2045. Equal Opportunity Employer, M/F/Handicap.

POSITIONS VACANT

Faculty Position in Electrical Engineering. The preferred area is Power Systems, but all others considered. An earned doctorate in Electrical Engineering is preferred, but an M.S.E.E. with considerable industrial experience should apply. You will be expected to teach undergraduate and graduate level courses. Salary commensurate with qualifications. Assistant Professor position renewable 9-month contract to begin August 16, 1979. Applications accepted until position filled. Contact Dr. Virgil Ellerbruch, Head, Electrical Engineering, South Dakota State University, Brookings, SD 57007. Phone 605-688-4526. An equal opportunity/affirmative action employer.

Engineer—EE/ME \$28K +. Microprocessors—BPI, 5659 S. Laburnum, Richmond, Va. 23231.

Engineer—IE \$25K +. Electronics Assembly—BPI, 5659 S. Laburnum, Richmond, Va. 23231.

EMPLOYMENT SERVICE

M.E.s, I.E.s, E.E.s, Ch.E.s—Let our search firm represent you to our clients nationally and overseas. If you are seeking a more prestigious position with increased responsibilities and a better Future, send a resume or request a position profile and at no charge we will provide you with interview opportunities. Register in our exclusive Executive Search Program. All replies strictly confidential. All Fees employer paid at Management Recruiters, 1900 Point West Way, Suite 281, Sacramento, CA 95815. (916) 920-0441.

BUSINESS OPPORTUNITY

How To Earn Money As A Consultant (including specimen contracts). \$31 Business Psychology Int'l 890/44 National Press Bldg. Washington, D.C. 20045.

Advanced Micro Devices	10-11	Centralab Electronics Division	291	■ Erie Technological Products	54-55
■ AEG-Telefunken	66	‡ Centronics	203	■ Exact Electronics	120
Aeroflex Laboratories, Inc.	44	■ Cherry Electrical Products	239	Fairchild (Semiconductor Operations Division)	38, 251, 176-177, 261-263
■ Allen-Bradley	32, 197	■ Clairex Electronics	4th c.	Fairchild Systems Technology (Camera & Inair)	76-77
■* Allen Bradley Electronics Ltd.	20E-21E	■ Clifton Precision	290	• FEME S.P.A.	36E
American Microsystems, Inc.	156	Computer Automation, Inc., Industrial Products Division	190-191	■ Ferranti-Packard, Ltd.	298
■ American Optical Scientific Instrument Division	284	■ Conap, Inc.	260	‡ First Computer Corporation	69, 344-345
■ Amp., Inc.	116	Conic Data Systems	324	• FIVRE	19E
Ampex	202	Conrac Div/Conrac Corporation	319	■ John Fluke Manufacturing Co., Inc.	89, 146 106-107, 164-165
Amplifier Research	8	‡ Continental Resources Inc.	47	‡ Galileo Electro Optics Corporation	137
Analog Devices	285, 192-193	■ Continental Connector Corporation	282	■ Gates Energy Products, Inc.	86
Anderson Electronics	327	‡ Corpus Christi Industrial Commission	232	GEC M-O Valve	188
Anritsu Electric Co., Ltd.	300	■‡ Creative Micro-Systems	216	• General Semiconductor Industries Inc.	24E
Anslay (Thomas & Betts)	198	Cromemco	15	■ GenRad	12-13
■ APM-Hexseal	48	CSPI	317	■ Germanium Power Devices Co.	201
Associated Environmental Systems	282	CTS Corporation	266	■ Gould, Inc./Instrument Systems Division/T & M	242-243, 321
Astro-Med	189	Data General Corporation	134-135	Gould Inc. Electrical Products Group	308
■ Augat, Inc.	269	Data Printer Corporation	296	■ Grayhill, Inc.	265
AVX Ceramics	7E	■ Data Translation	49	■ Grinnell Systems	205
AVX Materials Division	304	DI-ell	314	■ GTE Sylvania/Connector Products Operation	259
Bavarian Ministry of Stat	249	Digital Equipment Components	108-109	Guardian Electric Manufacturing Co.	169
■ BBN Instruments Co.	287	Digital Research	248	Hakuto Co. Ltd.	362
■‡ Beckman Instruments, Hellipot	159	DIH-MCO	252	■ Hamlin	341
‡ Bell Laboratories	78-79	Disc Instruments, Inc.	170	Harris Semiconductor	234-235
Biomation	148-149	• Ducati Elettrotecnica Microfarad	47E	■‡ Hewlett-Packard	1, 2, 7, 22-23, 40E, 122-123, 255
Bishop Graphics	266	Duncan Electronics (Systron-Donner)	247	HI-G, Inc.	293, 295, 297, 299, 301, 303
■ B & K Precision, Division Dynascan Corporation	320	‡ Eastman Kodak Co., Graphic Markets Division	65	Hitachi, Ltd.	328
Bokers, Inc.	284	EG & G Wakefield	314	Houston Instrument	204
Boschert	305	EH International	327, 56	■ ILC Data Device Corporation	253
■ Bourns, Inc.	2nd c.	• EIP a Division of Danalab	42E-43E	• IMHOF BEDCO	34E
Bowmar Commercial Products	277	Elco Corporation	186	Infrared Industries	6
■ The Buckeye Stamping Co.	276	■ Electro Scientific Industries	270-272	Intech/Function Modules	130
■* Burr Brown Research Corporation	6E	Electromatic Component Ltd.	3rd c.	Integrated Circuits & Systems	316
■ Byte Publications, Inc.	283	Electronic Navigation Industries	46	Intel Telecommunications	18-19
■ Cambridge Thermionic Corporation	311	Elevam Electronic Tube Co. Ltd.	244	■ Interface, Inc.	282
• Cardion Electronics	30E-31E	Elorg Electronorgetecnica	240	International Electronic Research Corporation	364
• Carlo ERBA SA	48E	EMM/CMP	233	IEE Industrial Electronic Engineers, Inc.	92
Carpenter Manufacturing Co., Inc.	346	EMM-Electronic Memories & Magnetics	45		

SIZE-RIGHT THE PERSONAL PROGRAMMER



The Personal Programmer. Proper 816 is it. Proper 816 is ultracompact, so it's easy to use. Highly reliable for a whole host of applications including research, development, production work, field servicing and others. It's designed to be used with PROM's like the 2708 and the 2716. In addition, Proper 816 is an economical writer. Nearly all pins of the PROM's mentioned above feature a TTL level, so there are no related problems when you use Proper 816. What's more, Proper 816 has INTEL drive circuitry which clears drive circuit troubles.



And there are many options for use with TTY, RS232C, or paper tape readers. If it's quality, reliability and low-cost you're looking for, look to Proper 816, the Personal Programmer. It's engineered to deliver.

HAKUTO CO., LTD.

2-29, Toranomon 1-chome Minato-ku, Tokyo 105
P.O. Box 25, Tokyo Central Japan
Tel: 03 (502) 2211 Telex: J22912 BRAPAN

International Plasma Corp/Dionex	133	Neff Corporation	84
Intersil	20-21, 124-125, 150-151	• NEOHM SPA	10E-11E
Interstate Electronics	318	New Bedford Industrial Development Commission	316
• Inatell/SIT	27E, 37E	Nichicon America Corporation	342-343
ITT Jennings	294	■ Nicolet Instrument Corporation Oscilloscope Division	52
ITT North Microsystems Division	245	■ Non-Linear Systems, Inc.	273, 316
• Jamesbury Corporation	137	Noritake Electronics, Inc.	267
Jepico Co. Ltd.	97	■ Norland Instruments	264
■ Keithley Instruments	312	■ North American Philips Corporation	277
■ Kepco, Inc.	5	■ North Atlantic Industries	26
■• Kepro Circuit Systems Inc.	38E	Northern Ireland Industrial Development Organization	281
Kings Electronics Co.	256	Novotechnik	181
■ Lambda Electronics Corporation	329-340	‡ Ohio Scientific	141
• Leybold Herseus	35	O.K. Machine & Tool Co.	266
• Magneti Marelli (Servizio Immaginee Promozione)	141	• Oscilloquartz	69
■• Marconi Instruments Inc.	47	• Pertec	78-79
Matrox Electronic Systems	236	Perkin-Elmer Corporation	322
MDB Systems	310	■• Philips Elcoma	71
Mechanical Enterprises, Inc.	274	Plastics Engineering Co.	16
Methodo Electronics	185	■• Philips Industries	2E-3E
MFE Corporation	73	■• Philips TMI	71
■ Micro Component Technology	313	■• Philips TMI	8E
Micro Networks	209	• Plessey Semiconductor	39E
Micro Power Systems	83	■ Power One, Inc.	173
■ Microswitch, Division of Honeywell	284	Powercube Corporation (Division of Unitrode)	91
■ Microtechnical Industries	273	■ Precision Filters	254
■ Microwave Power Devices	347	Precision Monolithics	97 94-95
■ Minelco	309	• Preh Vertriebsges mbH	45E
Mitel Semiconductor, Inc.	50	■ Projects Unlimited	327
Monsanto Co.	241	Pro-Log	25
Mostek Corporation	27-29	• R 2E	46E
‡ Motorola Corporate	98-99	• Racal Dana Instruments Ltd.	145
• Motorola Semiconductor Products	43, 182, 230-231	• Radiohm S.A.R.L.	1E
M & T Chemicals Inc.	226-277	Raytheon Co.	9
‡ Murata Corporation of America	145	Racal-Dana Instruments, Inc.	275, 277
Mu-Pro	11	• RCA	4E-5E
McGraw-Hill's Dictionary of Sci & Tech Term	246	• RCA Electro Optics & Devices	29E
■ National Semiconductor Corporation	36-37, 162-163	RCA Solid State	62
■ National Semiconductor, Ltd.	346	Reeves-Hoffman	238
‡ NEC Microcomputers	60-61	‡ Relational Memory Systems, Inc.	363

• Riken Denski Co., Ltd.	82E
Robinson Nugent, Inc.	142
Rockwell Microelectronic Device Division	306
• Rohde & Schwarz	25E 65
• Rotron B.V.	26E
• SCD Nuclietudes	44E
• Schnaffer, Hans	18E
• SDSA	15E
• S.E. Laboratories EMI Ltd.	12E-13E
Semtech Corporation	219
• SEPA S.P.A.	216
• Sfernice	32E
‡ Siecor Optical Cables, Inc.	160
• Siemens AG Munich	60
Signetics Corporation	59
• Sivers Lab	160
Slaughter Company	288
Societe Fort	264
• Solartron	159
Solid State Scientific	119
■ Spirig	42
■ Sprague-Goodman Electronics	87
• SRA Communications AB	28E
■ Stackpole	174-175
Statek Corporation	93
Synertek	51, 53
■ Syntronic Instruments, Inc.	258
Systems Engineering Labs	224-225
Transistor Electronic	248
■ Tektronix	115, 237
■* Tektronix Datatek NV	14E
■ Tektronix-MDA	222-223
■ Teledyne Relays	17
‡ Teletype	250
Teradyne, Inc.	80
Texas Instruments	30-31
Texas Instruments Components	155
Textool Products, Inc.	14
Thermotron Corporation	284
• Thomson CSF Division D.T.E.	41E
• Trio Kenwood Corporation, Test Inst. Division	35E

Here's low cost, high performance Zilog Z80A emulation for your Intel development system

Only RELMS offers you the powerful Z80 in-circuit emulator (ICE) and the Z80 system adaptor module (SAM) for hardware and software development. And only RELMS gives you such price/performance value. The complete Z80 ICE is priced at \$2,195; SAM is only \$1,695.

ICE and SAM are totally transparent and compatible with your Series II or Intellec 8 development system. SAM supports all the Z80 features with a Z80 CPU board that replaces your 8080 processor card, an ISIS compatible Z80 relocatable disk macro assembler and a Z80 monitor for extensive software debugging.

ICE features full speed emulation of the Z80A with 256 × 40 bit trace, memory mapping, hardware BREAKREGION™, selectable clock speed and RAM based control program. All come with complete documentation.

Learn more about ICE and SAM, the affordable development tools for your Intellec® system. Both are available for immediate delivery. Call or write today for full details.

Inquiries from qualified sales representatives welcomed.



relms

Relational Memory Systems, Inc.
P.O. Box 6719, San Jose, CA 95150, (408) 248-6356 TWX: 910-590-2430

BREAKREGION™ is a trademark of RELMS. Series II and Intellec 8 are trademarks of Intel Corporation.
Circle 85 on reader service card

From Electronics Magazine Book Series. Zero-risk trial offer.



New Product Trends in Electronics, Number One

From "New Products," state-of-the-art materials and equipment, arranged according to function. \$14.95

Electronics Book Series
P.O. Box 669, Hightstown, N.J. 08520

Send me _____ copies of "New Product Trends in Electronics, Number One" at \$14.95 per copy

Discounts of 40% on orders of 10 or more copies. I must be fully satisfied or you will refund full payment if the book is returned after ten-day trial examination.

Payment enclosed Bill firm Bill me
Charge to my credit card:
 American Express Diners Club
 Visa Master Charge

Acc't No. _____ Date exp. _____


On Master Charge only,
first numbers above name _____

Name _____ Title _____
Company _____
Street _____
City _____ State _____ Zip _____
Signature _____



When your TO-3s flunk the thumb test...

Coolly select one of our 6 efficient low cost TO-3 heat dissipators. For complete specs, thermal dissipating curves, and other helpful information, send for bulletins.



INTERNATIONAL ELECTRONICS RESEARCH CORPORATION
A SUBSIDIARY OF DYNAMICS CORPORATION OF AMERICA
135 W. MAGNOLIA BLVD., BURBANK, CA 91502 (213) 849-2481

364 Circle 82 on reader service card

■ TRW Inc. Palnut Division	286
■ TRW LSI Products	104-105
Ultra-Violet Products	276
* Unitrode Corporation	98-99
Univeraal Instruments	129
■ Vactec, Inc.	325
Vacuumschmelze	17E
* Varadyne Industries, Inc.	22E-23E
Victor Data Products	302
Victoreen, Inc.	280
■ Victory Engineering	288
Viking Industries	215
Vitramon	218
* V/O Technashaxport	16E
Wall Industries	292
* Wandel un Goltermann	17E, 28E
* Wavetek San Diego, Inc.	203
Weckesser Company, Inc.	327
Wilhelm Westermann	8
Western Peripherals Division Wespercorp	279
Weston	136
‡ World Products, Inc.	3E
Xenon Corporation	87
Xerox Corporation	307
* Zeltron	33E,
* Zilog	74-75
Zilog	257

Classified and employment advertising

F. J. Eberle, Manager 212-997-2557

Burroughs	351
Compugraphic	353
Corey Associates	358
Cutler-Hammer, Inc.	354, 356
Eaton Corporation	350
ERIM	358
Evans Lynn Associates	356
Fairchild	355
Grumman Aerospace Corp	356
Harris Govt. Systems Ground	359
The Heyward Robinson Co., Inc.	356
Litton Systems, Amecon Division, Inc.	352
Lowe, David M. Personnel Services	348
National Semiconductor	350
Naval Air Development Center	354
Polaroid	348
Rockwell International	352, 357
S.E.R.I.	360
Signetics	356
Stephen E.J.	358
Texas Instruments	349
University of Arizona	358
Westinghouse	354
Westerrings & Agnew	348

- For more information of complete product line see advertisement in the latest Electronics Buyers Guide
- * Advertisers In Electronics International
- ‡ Advertisers In Electronics domestic edition

Advertising Sales Staff

Advertising sales manager: Paul W. Reiss

1221 Avenue of the Americas, New York, N.Y. 10020

[212] 997-4371

Atlanta, Ga. 30309: Michael Charlton
100 Colony Square, 1175 Peachtree St., N.E.
[404] 892-2868

Boston, Mass. 02116: Frank Mitchell
607 Boylston St.
[617] 262-1160

Chicago, Ill. 60611

645 North Michigan Avenue
Jack Anderson [312] 751-3739
Robert M. Denmead [312] 751-3738

Cleveland, Ohio 44113: William J. Boyle
[716] 586-5040

Dallas, Texas 75201: John J. Uphues
2001 Bryant Tower, Suite 1070
[214] 742-1747

Denver, Colo. 80203: Harry B. Doyle, Jr.
123 Speer Blvd. #400
[303] 837-1010

Detroit, Michigan 48202: Jack Anderson
1400 Fisher Bldg.
[313] 873-7410

Fort Lauderdale, Fla. 33306: Michael Charlton
3000 N.E. 30th Place
[305] 563-9111

Houston, Texas 77002: John J. Uphues
601 Jefferson Street, Dresser Tower
[713] 659-8381

Los Angeles, Calif. 90010: Robert J. Rielly
Robert E. Boedicker, 3200 Wilshire Blvd., South Tower
[213] 487-1160

Minneapolis, Minn. 55435: Robert M. Denmead
4015 W. 65th St.
[312] 751-3738

New York, N.Y. 10020

1221 Avenue of the Americas
Michael J. Stoller [212] 997-3616
Matthew T. Reseska [212] 997-3617

Philadelphia, Pa. 19102: Matthew T. Reseska
Three Parkway
[212] 997-3617

Pittsburgh, Pa. 15222: Matthew T. Reseska
4 Gateway Center
[212] 997-3617

Rochester, N.Y. 14534: William J. Boyle
1175 Pittsford-Victor Rd., Pittsford, N.Y.
[716] 248-5620

San Francisco, Calif. 94111: Don Farris
Dean Genge, 425 Battery Street,
[415] 362-4600

Paris: Patrlck Moullard
17 Rue-Georges Bizet, 75116 Paris, France
Tel: 720-73-01

United Kingdom & Scandinavia: Robert Ghey
34 Dover Street, London W1
Tel: 01-493-1451

Scandinavia: Andrew Karnig and Assoc.
Kungsholmsgatan 10
112 27 Stockholm, Sweden
Tel: 08 51 68 70 Telex: 179 51

Milan: Luigi Rancati
1 via Baracchini, Italy
Phone 86-90-656

Brussels:
23 Chaussee de Wavre
Brussels 1040, Belgium
Tel: 13-73-95

Frankfurt/Main: Fritz Krusebecker
Liebigstrasse 27c, Germany
Phone 72 01 81

Tokyo: Tatsumi Katagiri, McGraw-Hill
Publications Overseas Corporation,
Kasumigaseki Building 2-5, 3-chome,
Kasumigaseki, Chiyoda-Ku, Tokyo, Japan
[581] 9811

Business Department

Thomas M. Egan

Production Manager [212] 997-3140

Carol Gallagher

Production Manager International

[212] 997-2045

Betty Preis

Production Manager Domestic

[212] 997-2908

Roberta Cummings

Production Manager Related Products

[212] 997-2044

Thomas Kazich, Production Assistant

[212] 997-2843

Frances Vallone

Reader Service Manager

[212] 997-6057

Electronics Buyers' Guide

H.T. Howland, General Manager

[212] 997-6642

Regina Hera, Directory Manager

[212] 997-2544

Roberta Cummings, Production Manager

[212] 997-2044

Thomas Kazich, Production Assistant

[212] 997-2843

Frances Vallone, Reader Service Manager

[212] 997-6057

Classified and Employment Advertising

Frank Eberle, Manager

[212] 997-2557

Electronics

Reader Service

For additional information on products advertised, new products or new literature, use these business reply cards.

Complete entire card. Please print or type.

Circle the number on the Reader Service postcard that corresponds to the number at the bottom of the advertisement, new product item, or new literature in which you are interested.

To aid the manufacturer in filling your request, please answer the three questions.

All inquiries from outside the U.S. that cannot reach Electronics before the expiration date noted on the Reader Service postcard must be mailed directly to the manufacturer. The manufacturer assumes all responsibilities for responding to inquiries.

Subscriptions & Renewals

Fill in the subscription card adjoining this card. Electronics will bill you at the address indicated on the card.

Electronics October 26, 1978 This reader service card expires January 25, 1979

NAME _____ TITLE _____

PHONE (_____) _____ COMPANY _____

STREET ADDRESS (Company or home check one) _____

CITY _____ STATE _____ ZIP _____

Was This Magazine Personally Addressed to You? Yes No

Industry classification (check one):

- | | | |
|--|--|--|
| <input type="checkbox"/> a Computer & Related Equipment | <input type="checkbox"/> e Test & Measuring Equipment | <input type="checkbox"/> j Independent R&D Organizations |
| <input type="checkbox"/> b Communications Equipment & Systems | <input type="checkbox"/> f Consumer Products | <input type="checkbox"/> k Government |
| <input type="checkbox"/> c Navigation, Guidance or Control Systems | <input type="checkbox"/> g Industrial Controls & Equipment | |
| <input type="checkbox"/> d Aerospace, Underseas Ground Support | <input type="checkbox"/> h Components & Subassemblies | |

Your design function (check each letter that applies):

- x I do electronic design or development engineering work.
 y I supervise electronic design or development engineering work.
 z I set standards for, or evaluate electronic components, systems and materials.

Your principal job responsibility (check one)

- t Management
 v Engineering

Estimate number of employees (at this location): 1. under 20 2. 20-99 3. 100-999 4. over 1000

1 16 31 46	61 76 91 106	121 136 151 166	181 196 211 226	241 256 271 348	363 378 393 408	423 438 453 468	483 498 703 718
2 17 32 47	62 77 92 107	122 137 152 167	182 197 212 227	242 257 272 349	364 379 394 409	424 439 454 469	484 499 704 719
3 18 33 48	63 78 93 108	123 138 153 168	183 198 213 228	243 258 273 350	365 380 395 410	425 440 455 470	485 500 705 720
4 19 34 49	64 79 94 109	124 139 154 169	184 199 214 229	244 259 274 351	366 381 396 411	426 441 456 471	486 501 706 900
5 20 35 50	65 80 95 110	125 140 155 170	185 200 215 230	245 260 275 352	367 382 397 412	427 442 457 472	487 502 707 901
6 21 36 51	66 81 96 111	126 141 156 171	186 201 216 231	246 261 338 353	368 383 398 413	428 443 458 473	488 503 708 902
7 22 37 52	67 82 97 112	127 142 157 172	187 202 217 232	247 262 339 354	369 384 399 414	429 444 459 474	489 504 709 951
8 23 38 53	68 83 98 113	128 143 158 173	188 203 218 233	248 263 340 355	370 385 400 415	430 445 460 475	490 505 710 952
9 24 39 54	69 84 99 114	129 144 159 174	189 204 219 234	249 264 341 356	371 386 401 416	431 446 461 476	491 506 711 953
10 25 40 55	70 85 100 115	130 145 160 175	190 205 220 235	250 265 342 357	372 387 402 417	432 447 462 477	492 507 712 954
11 26 41 56	71 86 101 116	131 146 161 176	191 206 221 236	251 266 343 358	373 388 403 418	433 448 463 478	493 508 713 956
12 27 42 57	72 87 102 117	132 147 162 177	192 207 222 237	252 267 344 359	374 389 404 419	434 449 464 479	494 509 714 957
13 28 43 58	73 88 103 118	133 148 163 178	193 208 223 238	253 268 345 360	375 390 405 420	435 450 465 480	495 510 715 958
14 29 44 59	74 89 104 119	134 149 164 179	194 209 224 239	254 269 346 361	376 391 406 421	436 451 466 481	496 701 716 959
15 30 45 60	75 90 105 120	135 150 165 180	195 210 225 240	255 270 347 362	377 392 407 422	437 452 467 482	497 702 717 960

Electronics October 26, 1978 This reader service card expires January 25, 1979

NAME _____ TITLE _____

PHONE (_____) _____ COMPANY _____

STREET ADDRESS (Company or home check one) _____

CITY _____ STATE _____ ZIP _____

Was This Magazine Personally Addressed to You? Yes No

Industry classification (check one):

- | | | |
|--|--|--|
| <input type="checkbox"/> a Computer & Related Equipment | <input type="checkbox"/> e Test & Measuring Equipment | <input type="checkbox"/> j Independent R&D Organizations |
| <input type="checkbox"/> b Communications Equipment & Systems | <input type="checkbox"/> f Consumer Products | <input type="checkbox"/> k Government |
| <input type="checkbox"/> c Navigation, Guidance or Control Systems | <input type="checkbox"/> g Industrial Controls & Equipment | |
| <input type="checkbox"/> d Aerospace, Underseas Ground Support | <input type="checkbox"/> h Components & Subassemblies | |

Your design function (check each letter that applies):

- x I do electronic design or development engineering work.
 y I supervise electronic design or development engineering work.
 z I set standards for, or evaluate electronic components, systems and materials.

Your principal job responsibility (check one)

- t Management
 v Engineering

Estimate number of employees (at this location): 1. under 20 2. 20-99 3. 100-999 4. over 1000

1 16 31 46	61 76 91 106	121 136 151 166	181 196 211 226	241 256 271 348	363 378 393 408	423 438 453 468	483 498 703 718
2 17 32 47	62 77 92 107	122 137 152 167	182 197 212 227	242 257 272 349	364 379 394 409	424 439 454 469	484 499 704 719
3 18 33 48	63 78 93 108	123 138 153 168	183 198 213 228	243 258 273 350	365 380 395 410	425 440 455 470	485 500 705 720
4 19 34 49	64 79 94 109	124 139 154 169	184 199 214 229	244 259 274 351	366 381 396 411	426 441 456 471	486 501 706 900
5 20 35 50	65 80 95 110	125 140 155 170	185 200 215 230	245 260 275 352	367 382 397 412	427 442 457 472	487 502 707 901
6 21 36 51	66 81 96 111	126 141 156 171	186 201 216 231	246 261 338 353	368 383 398 413	428 443 458 473	488 503 708 902
7 22 37 52	67 82 97 112	127 142 157 172	187 202 217 232	247 262 339 354	369 384 399 414	429 444 459 474	489 504 709 951
8 23 38 53	68 83 98 113	128 143 158 173	188 203 218 233	248 263 340 355	370 385 400 415	430 445 460 475	490 505 710 952
9 24 39 54	69 84 99 114	129 144 159 174	189 204 219 234	249 264 341 356	371 386 401 416	431 446 461 476	491 506 711 953
10 25 40 55	70 85 100 115	130 145 160 175	190 205 220 235	250 265 342 357	372 387 402 417	432 447 462 477	492 507 712 954
11 26 41 56	71 86 101 116	131 146 161 176	191 206 221 236	251 266 343 358	373 388 403 418	433 448 463 478	493 508 713 956
12 27 42 57	72 87 102 117	132 147 162 177	192 207 222 237	252 267 344 359	374 389 404 419	434 449 464 479	494 509 714 957
13 28 43 58	73 88 103 118	133 148 163 178	193 208 223 238	253 268 345 360	375 390 405 420	435 450 465 480	495 510 715 958
14 29 44 59	74 89 104 119	134 149 164 179	194 209 224 239	254 269 346 361	376 391 406 421	436 451 466 481	496 701 716 959
15 30 45 60	75 90 105 120	135 150 165 180	195 210 225 240	255 270 347 362	377 392 407 422	437 452 467 482	497 702 717 960

Electronics Reader Service

If the cards below have already been used,
you may obtain the needed information
by writing directly to the manufacturer,
or by sending your name and address,
plus the Reader Service number and issue date,
to Electronics Reader Service Department,
P.O. Box No. 2530, Clinton, Iowa 52734.

Affix
Postage
Here

Electronics

P.O. Box No. 2530
Clinton, Iowa 52734

Affix
Postage
Here

Electronics

P.O. Box No. 2530
Clinton, Iowa 52734

Most of the industrial world relies on Electromatic relays. Catch up America!

S-SYSTEM BY ELECTROMATIC OF DENMARK. Also includes Proximity Sensing Relays. No other company offers you the largest selection of plug-in modular units. *You should consult us!*

Distributor Inquiries Invited.



ELECTROMATIC COMPONENTS LTD.
742 West Algonquin Road
Arlington Heights, Illinois 60005
(312) 364-0100 TWX 910-222-3452

Outside the United States, contact your Local ELECTROMATIC Sales Office located in 43 countries World Wide

Circle 901 on reader service card

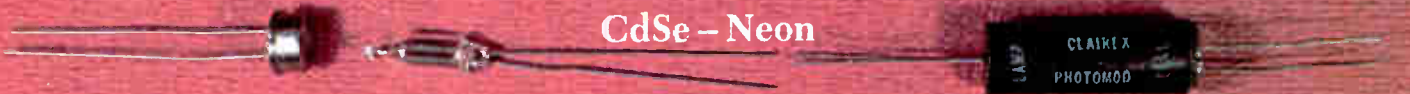


OPTO-ISOLATORS

What kind do you need?



CdS - Tungsten



CdSe - Neon



CdS - LED



CdS - LED



Phototransistor - LED



CdS - LED



PhotoDarlington - LED

Only Clairex[®] makes them all!

If we don't have a standard unit that meets your requirements, we'll make a custom unit that will. Our business is solving "light" problems

and it has been since 1953. Call 914-664-6602 or write Clairex Electronics, 560 South Third Avenue, Mount Vernon, New York 10550.

CLAIREX ELECTRONICS

A Division of Clairex Corporation

Circle 902 on Reader Service Card