

FEBRUARY 16, 1978

THE 25TH ISSCC: HIGHER LEVELS OF LSI ON THE WAY/116

After a decade, bubble memories have arrived/75

New kind of tantalum capacitor cuts catastrophic failures/105

FOUR DOLLARS A MCGRAW-HILL PUBLICATION

International

Electronics®




**MICROPROCESSORS
BRIDGING
THE
GAP**


8

16

The narrow **NEW** thumbwheels with wide application



Two new slim thumbwheels...with slim prices, too.



Two modestly-priced, slim subminiature thumbwheel switches offering substantial savings in panel space. The more switches you need, the more space you save. Available in two new designs:

The easy and accurate to use Series T-35 Basic Thumbwheel with all the high quality engineering and construction features that establish **Cherry** Thumbwheels as the standard by which you judge other thumbwheels.

The Series T-38 Dustproof Thumbwheel with a clear

plastic window that covers the dial character opening to keep dust and dirt **outside** where they can't foul or contaminate the mechanism and contacts **inside**.

Best of all, these narrow new thumbwheels are available in 8, 10, 12 and 16 positions in your "most wanted" output codes.

For all the **NARROW** facts and **SLIM** prices in a hurry, just TWX 910-235-1572 . . . or PHONE 312-689-7700.



CHERRY

CHERRY ELECTRICAL PRODUCTS CORP.
3608 Sunset Avenue, Waukegan, IL 60085
Cherry switches now available locally from distributors.

41 Electronics Review

INSTRUMENTS: Field tester steps technicians through service paces, 41
BUSINESS: Survey shows tight money stalls U. S. technology, 42
MEMORY: Josephson junctions look good at IBM, 43
Big-ROM family from Intel uses 5-volt supplies, 28-pin packages, 44
COMPUTERS: IBM's low-end plans aim at \$1 billion yearly, 46
SOLID STATE: MOS gate array matches ECL speeds, 46
PACKAGING & PRODUCTION: Resin insulates bipolar IC, 48
FIBER OPTICS: New firm looks to \$100 million market, 50
NEWS BRIEFS: 50
CONSUMER: Microprocessors play bigger role in toys, 52

63 Electronics International

JAPAN: Molybdenum-gate RAM is designed for high speed, 3E
Smile, honey, you're on Candid Camera, 4E
FRANCE: Are three microprocessors better than two? 4E
UNITED KINGDOM: Chip breezes through wind-tunnel linearization, 6E
WEST GERMANY: Cruise control uses electric motor, 9E
NEW PRODUCTS INTERNATIONAL: 12E

75 Probing the News

MEMORIES: Makers brace for bubble battle, 75
YOU AND YOUR CAREER: Go west—or northeast, 78
MEMORIES: 65-k RAMs won't slight performance, 80
MICROPROCESSORS: 16-bit race heats up, 84
ELECTRONICS ABROAD: Outlook in Scandinavia mostly gloomy, 86

99 Technical Articles

MICROCOMPUTERS: 8086 is bridge between 8- and 16-bit designs, 99
COMPONENTS: All-tantalum wet-slug capacitor avoids failure, 105
DESIGNER'S CASEBOOK: EPROM does nonuniform data sampling, 110
Phase-locked generator converts, filters most inputs, 113
ISSCC: Powerful LSI devices bow at silver anniversary, 116
Digital design: scaling new heights, 117
Linears: a mixed bag of controllers, opto, converters, 122
Dedicated LSI chips aim at communications, 125
ENGINEER'S NOTEBOOK: Modulators cancel tape-recording errors, 134
Low-cost scanner checks diode matrix automatically, 137

149 New Products

IN THE SPOTLIGHT: Fast printer-plotter writes thermally, 149
COMMUNICATIONS: Optical links are catching on, 154
PACKAGING AND PRODUCTION: Clear material shields ICs, 167
SUBASSEMBLIES: A-d converters are fast and stable, 174
SEMICONDUCTORS: Sequencer does controller chores, 182
DATA HANDLING: Computer offers upgraded features, 189
INSTRUMENTS: Programmable pulser operates to 50 MHz, 198
MATERIALS: 208

Departments

Publisher's letter, 4
Readers' comments, 6
News update, 8
Editorial, 12
People, 14
Meetings, 30
Electronics newsletter, 35
Washington newsletter, 59
Washington commentary, 60
International newsletter, 65
Engineer's newsletter, 140
New literature, 204

Services

Reader service card, 21E
Employment opportunities, 212
Reprints available, 223

Highlights

Cover: 8080 family heads for 16 bits, 99

The new 8086 microcomputer executes the 8080 family's 8-bit instructions, as well as its own 16-bit set. Using the high-performance H-MOS process, it enhances the family architecture, thus letting designers use essentially the 8080 software package and development tools.

Cover is by Bob Strimban.

The figures behind EE salaries, 78

When the Institute of Electrical and Electronics Engineers surveyed its members on salaries and fringe benefits, it collected a host of data. Its report breaks down wages by technical and geographic areas and by a number of other categories.

All-tantalum wet-slug capacitor shakes failure, 105

Wet-slug capacitors that use tantalum for the casing, as well as for the anode, avoid the shorts and high leakage that plague silver-cased versions. The new units also have hermetic seals to prevent seepage of the electrolyte.

New designs galore at ISSCC, 117

The International Solid State Circuits Conference is celebrating its 25th anniversary by unveiling many large-scale integrated chips: digital, analog, and combinations for dedicated designs. This special report concentrates on memories (p. 117), analog devices (p. 122), and telecommunications chips (p. 125).

And in the next issue . . .

Testing microprocessors: a special report . . . field-effect transistors move into high-power radio-frequency applications.

GOOD AS GOLD.



Gold keeps the Motorola 1100 Series crystal clock oscillators on frequency longer.

In our 1100 series, the Motorola hybrid crystal clock oscillator is best in its class because it performs better and lasts longer—from 250 KHz to 70 MHz with a tolerance of $\pm 1.0\%$ to 0.0025%.

We ensure that our oscillators stay on frequency by using gold plating. Gold doesn't oxidize as rapidly as most other metals, and oxidation changes the mass on the crystals. When the mass

changes, the frequency changes. You don't want that. Nor do we.

Because dust on a crystal will change the oscillator frequency, we assemble them in a Class 100 Clean Room. The atmosphere is controlled to keep dust out and hold the temperature and humidity at the correct level. And because we demand perfection, we grow our own perfect quartz. The result is an oscillator that stays on fre-

quency longer. All this at a price that's lower than you'd expect.

If only the best is good enough for you, we'll be happy to send you a price list, rep list, and more data than you'll find on any other oscillator data sheet. Call Barney Ill at (312) 451-1000, or write Motorola, Component Products Department, 2553 N. Edgington, Franklin Park, Illinois 60131.



MOTOROLA INC.
Component Products

Circle 7 on reader service card

Memories for any application:

Fujitsu's RAMs, ROMs, EROMs and PROMs.



Memory and memory-peripheral ICs. They are the most prevalent and critical part of today's digital systems and products—mainframes of all sizes, peripherals of all types, word-processing systems, terminals, point-of-sale units, communications systems and devices, business and scientific calculators. You depend on memory and memory-peripheral ICs. So you should know about Fujitsu's products and capabilities.

Just another 'me too' IC supplier? No way! Fujitsu is quite simply the world's most innovative IC manufacturer. Really? You bet!

Product-line breadth: ultra-high-speed ECL RAMs with access times down to 10 ns; bipolar RAMs, static and dynamic MOS RAMs, CMOS RAMs, n-MOS EROMs and ROMs, and bipolar PROMs, in the most-specified sizes, at the highest performance levels. Supported by a full line of interface devices—level shifters, drivers, receivers, sense amplifiers, buffers. In virtually all configurations and package types, at the industry's most competitive prices. No other memory-IC company has this broad of a memory product line.

Design and process leadership: in these two critical areas, Fujitsu leads the industry. So-called 'second source' ICs from Fujitsu aren't just pin compatible, copied from licensed masks. They're created from scratch to meet or exceed the original spec, to make them the superior 'first source' choice. Fujitsu innovations in bipolar and MOS technology have delivered the highest performance of any manufacturer, at higher yields, with superior operating reliability.

Reliability that doesn't quit gives you lowest lifetime cost—on top of all the other Fujitsu advantages. Fujitsu's edge in reliability is a matter of record, in millions of sockets in the field worldwide.

Find out the full story. Get Fujitsu's Memory Product Selector Guide and Catalog. They tell you all you need to know about the entire Fujitsu memory and memory-peripheral IC line. Each device is supported with data sheets, applications engineering and a reliability story that will set you straight on the most reliable IC product line in the world.

- Please send me the Fujitsu Product Selector Guide
- Please send me the Fujitsu IC Catalog
- Please send me the Fujitsu IC Reliability brochure
- Please send me the 4K dynamic RAM Ap. Note
- Please send me the 8K EROM Ap. Note
- Please call me about an immediate application

Name _____ Title _____

Organization _____

Address _____

City _____ State _____

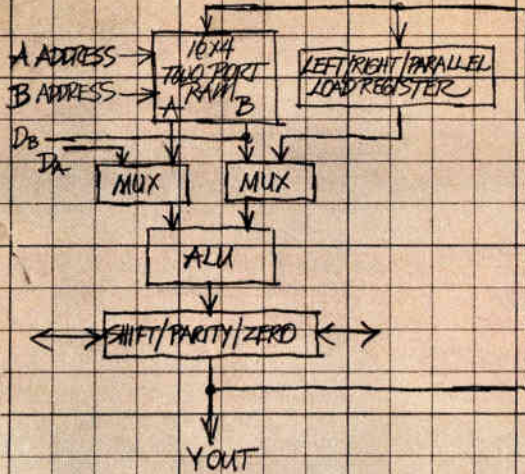
Zip _____ Telephone: (____) _____

FUJITSU
AMERICA INC.

1208 East Arques Avenue
Sunnyvale, CA 94086
(408) 739-3200

Telex: 346393 • TWX: 910-338-0047

Circle 9 on reader service card 9



THE AM2903 HAS 2 DATA INPUT PORTS INSTEAD OF 1, AND THE DATA SHIFTER OCCURS IMMEDIATELY AFTER THE ALU INSTEAD OF AT THE RAM INPUT. THESE 2 CHARACTERISTICS MAKE THE REGISTER SUCH AS MULTIPLY, DIVIDE, NORMALISE, AND ARITHMETIC SHIFT ARE BUILT INTO THE PART, SAVING BOTH HARDWARE AND MICROCODE OVER OTHER DEVICES.

THE AM2903 ARCHITECTURE DIFFERS FROM THE AM2901 IN ONLY 2 WAYS.

Advanced Micro Devices' new Am2903. It's a four-bit CPU slice with sixteen internal working registers, two address architecture, multi-function arithmetic logic unit and shifting logic.

AND NOW, THE SUPERSLICE.™

And if that's not enough, hang on.

The Am2903's register file is expandable. If sixteen registers aren't enough, add as many working registers as you want and still retain the two-address architecture.

For those of you who think two-address architecture isn't enough, we made three-address operation possible in the Am2903. For those of you who hate using SSI and MSI, we put all the extra hardware to do 2's complement multiply and divide right inside the chip.

And we couldn't resist a few extra touches like built-in, floating-point normalize and parity.

Call, write or wire Advanced Micro Devices.

The magic word is Superslice™

**Advanced
Micro Devices**



Multiple technologies. One product: excellence.
901 Thompson Place, Sunnyvale, California 94086
Telephone (408) 732-2400

Putting the IEEE's salary survey to work

The 1977 survey of salary and fringe benefits conducted by the Institute of Electrical and Electronics Engineers affords an excellent opportunity to focus on the economic aspects of an engineering career. For one thing, EES can use the survey as a guide in making decisions about job changes, relocations, and the like. It is to be hoped, too, that employers will take notice of it in evaluating their pay scales for engineers.

There also is something the institute should do. It is related to a statistic the survey failed to collect—the number of extra hours that EES spend on their work, and the amount of spare time devoted to personal and professional improvement through advanced study, IEEE activities, and so on.

In point of fact, how important that word “profession” has become. Professionals are expected to work long hours and sacrifice for the cause, thereby advancing the fortunes of their profession. In the case of EES, their employers benefit directly from these activities. However, some of them have taken advantage of this spirit to force EES into uncompensated overtime. What's more, layoffs, age discrimination, and abuse of fringe benefit offerings continue.

On this score, the survey certainly drives home the need for portable pensions. A large majority of IEEE members depends on pensions as a major source of income after retirement. Yet, whether they will even get the benefits is a real question. Vesting on the average takes 10 years, and pensions begin after 30 years of service, according to the survey. How many EES can fill these requirements?

It has been important both for the advancement of EES professionally and for the continued vitality of technology for

engineers to shift jobs—go where the action is. The regular movement of engineers has been a key factor in making the U. S. the leader in technology, a lead which is now being challenged from overseas. Therefore, it would be unwise to cramp the coming and going of EES because of pensions. Why should engineers be punished in the pocket book for moving with the shifts in technology?

It's time, then, that the IEEE gets hopping on a portable pension program. There are serious legal difficulties in devising a good portable pension, but they are not insurmountable. Just about everyone agrees on the need for such a program. In other words, the institute need not run yet another survey to find out if members want a portable pension. It is already clear enough that the members want and need this program.

It's also important for the institute to focus on other abuses to members. Many activists in the IEEE accuse the leadership of being tools of management and, therefore, more concerned with the welfare of the industry than of the members when interests conflict. Yet the issue of identifying and reforming the employment practices that take advantage of EES is not a conflict. It is a step that would help members professionally and upgrade the industry in general.

The institute has taken pains to convince members that it is being responsive. So far most of this activity has been internal, with the exception of the effort against wage busting. Now it is time to convince members that the IEEE is member-oriented by more external efforts. Surveys have to result in more than the collecting and printing of statistics. After all, there are people attached to all those numbers.

abbott

POWER SUPPLIES

Come to the specialist.


We started out pretty small back in '61. But we were big on product quality and reliability. Had to be. Uncle Sam was our only customer. Over the years we stuck with our own technology. We grew. Became specialists. And we kept on improving our power supplies.

It all paid off. Just look at Abbott today.



Militarized Power Supplies — Our early bread-and-butter line has grown to over 1500 versions. Some we stock. Yet we're equipped to provide fast delivery on any number of high efficiency, hermetically sealed, single or dual output power supplies and switcher modules. That includes our popular 60 and 400Hz and DC versions with outputs from 3VDC to 740VDC, 1 to 250 Watts. And prices go as low as \$174 for 2-4 units.

For Catalog Circle Card Number 100



Industrial Power Supplies — Ours isn't a big line yet — only 279 models. But you won't find a better quality of OEM power modules anywhere. (It's just our hi-rel way of thinking.) We provide covered/open frame, AC to DC single, dual and triple output versions, with outputs of 5 to 36VDC, 0.5 to 320 Watts. Plus DC to AC converters with 50 to 60Hz outputs. Competitively priced? You bet. As low as \$35 for up to 24 units.

For Catalog Circle Card Number 101



Transformers — For the do-it-yourself power supply designer who wants our kind of quality for his own military, industrial and pcb application. If you're one of them, we offer over 800 standard transformers, with instructions on how to specify for your custom units. Included are 60 and 400Hz, single phase input versions. Prices start as low as \$5.10 for up to 9 pieces.

For Catalog Circle Card Number 102

See Power Supply Section 4000, and Transformer Section 5600, Vol. 2, of your EEM catalog; or Power Supply Section 4500, and Transformer Section 0400, Vol. 2, of your GOLD BOOK for complete information on Abbott products.

abbott transistor

LABORATORIES, INCORPORATED

General Offices
5200 W. Jefferson Blvd., Los Angeles 90016
(213) 936-8185 Telex: 69-1398

Eastern Office
1224 Anderson Ave., Fort Lee, N.J. 07024
(201) 224-6900 Telex: 13-5332



hp MEASUREMENT COMPUTATION NEWS

product advances from Hewlett-Packard

INTERNATIONAL edition FEBRUARY, 1978



HP-19

Whether used on the bench or combined with a desktop computer for automatic measurements, this 1500 MHz spectrum analyzer brings new power to frequency-domain measurements.

Microprocessor-based 1.5 GHz spectrum analyzer offers state-of-the-art performance and usability

Ten-hertz resolution at 1500 MHz! That's just one of the major contributions of the new HP 8568A Spectrum Analyzer. This 100 Hz-to-1500 MHz analyzer's measurement range is -137 to $+30$ dBm, it measures signal frequencies to counter

accuracy, it can measure 50-Hz sidebands that are 60 dB down, and its spurious-free dynamic range is ≥ 85 dB.

As you can see from the illustration, the analyzer's functions and operating state are keyboard selected. The instrument's

internal microcomputer administers controls, calculates and manipulates data (including correcting for hardware inaccuracies), and provides new and useful operating features. Among these are tunable markers that greatly speed measurements, automatic peak search, automatic signal track, and complete CRT labeling of all pertinent operating conditions.

(continued on third page)

IN THIS ISSUE

Semiconductor memory at 5¢ a byte • Software libraries for System 45 • Programmable IC tester

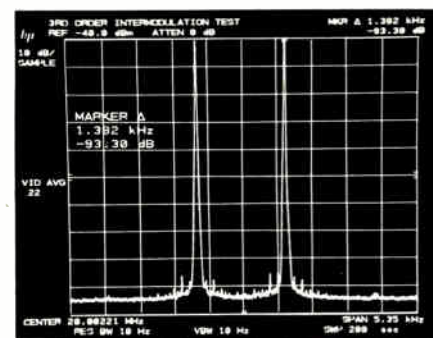
Application note tells how to calibrate accelerometers automatically

A new, three-page application note, "Automatic Accelerometer Calibration", from Hewlett-Packard describes how HP's Data Acquisition System is being used to calibrate accelerometers. In tests made by the U.S. Army, accelerometers are used to measure the ground impact force on the cargo and its container package in order to relate the cargo's survivability to the force.

For your complimentary copy of this Application Note 204-1, check **W** on the HP Reply Card.

Powerful new spectrum analyzer

(continued from first page)




Two-tone test using 8568A shows 3rd-order intermodulation products >85 dB down.

All of the keyboard functions are remotely programmable via the HP Interface Bus such that the 8568A analyzer and HP 9825A desktop computer combine to form a friendly yet powerful automatic system with tremendous measurement capabilities. Challenging applications that can benefit from the spectrum analyzer-computing controller combination include electromagnetic interference (EMI) testing and spectrum surveillance.

To learn more about this revolutionary advancement in spectrum analysis, check **A** on the HP Reply Card.

Make timing measurements easily and accurately with two new high-frequency scopes



Like all new high-frequency HP oscilloscopes, the 1715A and 1725A have switch selectable 50 Ω or 1 M Ω inputs. And the 1725A with 275 MHz bandwidth, is the fastest 1 M Ω input oscilloscope available which reduces the need for active probes when working with fast logic near maximum fanout.

Now you can choose from two new HP delta time oscilloscopes which make timing measurements easily, with greater repeatability and one percent accuracy—the 1715A with 200 MHz bandwidth, or the 1725A with 275 MHz bandwidth. Both offer an optional, built-in DMM for direct delta time readout, plus autoranging AC/DC volts, amps, and ohms.

A large 8 \times 10-centimeter CRT provides a dual, bright, crisp display on which timing measurements can be made conveniently and accurately, using the Hewlett-Packard developed delta time technique. This technique makes timing measurements such as transition times, propagation delay, clock phasing, and other high-speed digital timing measurements faster and with more repeatability than was previously possible with standard delayed sweep oscilloscopes. For easier percentage measurements, reference lines of 0 and 100% are 5 divisions apart so that each division represents 20% of the reference amplitude. Auto focus and intensity control circuits reduce the need for frequent intensity and focus adjustments, as well as improving CRT life.

Measurement capability is further enhanced by the logically arranged, easy-to-use front panel controls which speed

operator familiarization, reduce the possibility of measurement errors and thus improve accuracy. Selectable 1 M Ω and 50 Ω input impedance make it easy to select the best input impedance for your measurement. Sweep speeds from 10 ns/div to 0.5 s/div allow you to expand your signals for maximum resolution and a $\times 10$ magnifier provides one ns/div sweep speed for critical timing measurements.

In addition to faster and more accurate delta time measurements, both new oscilloscopes offer you a selection of channel A or B as the starting point for delta time measurements. This often eliminates the need to move probes and simplifies trace overlap for zeroing. But you can select conventional delayed sweep with the flip of a switch, for simple trace expansion. The optional autoranging 3 $\frac{1}{2}$ -digit DMM can be factory installed. Or, for easy field installation, a kit is available. Another option, HP's "Gold Button", gives you pushbutton selection of either time domain or data domain when the 1715A or 1725A is used with HP's 1607A Logic State Analyzer.

For more details, check **E** on the HP Reply Card.

Eleven software libraries for HP's new System 45 save costly programming time



System 45, the newest member of the Series 9800 Desktop Computers, combines with our 11 software libraries to save you costly programming time. Depending on your application, System 45 with its CRT and our software provide either a total solution or convenient building blocks for developing your specialized programs. This is what's available:

- **Utility Library**-consisting of two dozen useful, general purpose programs, free with each System 45.
- **Numerical Analysis**-50 powerful routines to handle fourier analysis and differential equations.
- **Regression Analysis**-a comprehensive package of programs for linear, stepwise and polynomial regression.
- **Basic Statistics & Data Manipulation**-programs to perform a wide variety of operations from means

and standard deviations to complicated correlation coefficient calculations.

- **Waveform Analysis**-a unique group of programs to analyze large volumes of data based on fast fourier transform routines.
 - **Management Science**-four libraries for text processing, linear programming, forecasting and graphics, and network analysis.
 - **Business Administration**-libraries for payroll and inventory control.
- For more information on System 45, check G on the HP Reply Card. For additional details on each of the software libraries, check H for Numerical Analysis; I for Regression Analysis; J for Basic Statistics & Data Manipulation; K for Waveform Analysis; L for Management Science; and M for Business Administration.*

New microwave synthesizer application note

Application Note 218-2, *Obtaining Millihertz Resolution from the 8671A and 8672A*, the second from the Microwave Synthesizer Series, is now available.

The note describes how the HP 8671A and 8672A Microwave Synthesizers can be used in combination with other HP

synthesizers to obtain resolution as fine as 1-3 mHz across the 2-18 GHz band. Some sample calculator sub-routines are given to aid programming of the system.

For your complimentary copy of Application Note 218-2, please check X on the HP Reply Card.

New meter makes fiber optic power measurements with ease and accuracy

A new power sensor/power meter combination designed specifically for measurements of signal power in single optical fibers is now available from Hewlett-Packard. By using the well-known detection principle of a thermistor bridge, absolute power is indicated on a meter.


The HP 84801A Power Sensor contains the thermistor elements, one of which is optically coupled to a single fiber pigtail, one meter long with a core diameter of 200 μm . (Dupont PFX-S120R, plastic-clad). This large diameter relative to commonly used single fibers permits low loss couplings. Numerical aperture is 0.4, nominal.

The HP 432A Power Meter operates the thermistor sensor in a balanced bridge. Since the thermistor is virtually a black body, it efficiently converts the optical power to heat. This tends to unbalance the thermistor bridge and the power necessary to rebalance is metered. Thus, direct, absolute power measurement is obtained with high confidence and convenience.

Absolute accuracies ranging from 7% to 14% are specified over a dynamic power range of 1 μW to 10 mW. The full spectral range is 600 nm to 1200 nm, with four calibration points traceable to the National Bureau of Standards at 650, 820, 1050 and 1150 nm.

If you'd like more information on this firm's Hewlett-Packard entry into the fiber optic communications field, check F on the HP Reply Card.

Optical power in single fibers can now be measured with HP's 84801A/432A system.



Advances in time interval instrumentation


With HP's 5370A Universal Time Counter you can measure time intervals with a resolution of 20 picoseconds—that's five times better than counters did before. It also automatically computes statistical data. And the new HP 5359A Time Synthesizer generates pulses whose time delay and width are adjustable in 50 picosecond steps—that's 20 times better than delay generators did before.

Uses for these advancements are in semiconductor testing, radar and laser ranging, digital communications, computer testing, nuclear studies, and calibration. The 5359A can also generate precise delayed sweeps for oscilloscopes and very accurately time-position the external gates of frequency counters.

Using the 5370A's keyboard, you can quickly set up to compute pulse jitter, minimum and maximum time interval, mean time, and standard deviation. The 5370A is also a full capability universal counter, measuring period and frequency from 0 to 100 MHz with up to eleven digits of information in one second measurement time.

Major specifications for the 5359A Time Synthesizer include: delay range, 0 to 160 ms; pulse width, 5 ns to 160 ns; amplitude adjustable 0.5 to 5 V into 50 ohms; offset adjustable ± 1 V. All are controllable by the 5359A front panel keyboard or system commands. Calibration is automatic.

For details on the 5359A, check N on the HP Reply Card. For the 5370A, check O.



Microprocessors make both models easy-to-use and versatile in benchtop or systems use, as in the above VCO tester.

Programmable, 4-color plotters output computer data with fidelity and speed



Two new HP plotters, the 7221A and the 9872A, prepare high quality, four-color plots with unprecedented ease. Controlling these plotters is an HP designed microprocessor which enables dramatically fast, precise, and convenient plotting not available in earlier plotters. Although similar in appearance, the two plotters were designed to fulfill two different needs: 1) direct connection to desktop computers, or other controllers using a standard parallel interface, and 2) connection in a serial communication link to a host computer or terminal.

Both plotters feature user-initiated confidence test to verify their overall mechanical and electrical operation. A built-in self-test allows service personnel to perform a series of tests without the use of external test equipment.

Graphic Plotter for Local Operation

The 9872A interfaces to your controller through the HP-IB interface. Using an easily understood, two-letter mnemonic graphics language, the HP-GL, you can start plotting with only a minimum of programming experience. With 38 graphic instructions, you can select any of four pens, designate any one of five resident character sets, and define any one of

seven line types. To enhance the graph, you can change the slant, size, and direction of the characters, program the pen speed, draw arcs with tick marks, and identify traces with symbols. Window plotting permits error-free off-scale data handling.

For further details, check Q on the HP Reply Card.

Remote Terminal Graphic Plotter

The 7221A, with an RS-232C/CCITT V.24 interface, features three modes of operation for efficient use of expensive computer time. These three modes are: direct communication with the terminal, standby, and on-line to the host computer. In addition to sharing many of the graphic functions of the 9872A, the 7221A further reduces communication time through resident arc and circle generation, programmable macroinstructions, definable dashed lines, internal characters, and built-in buffer.

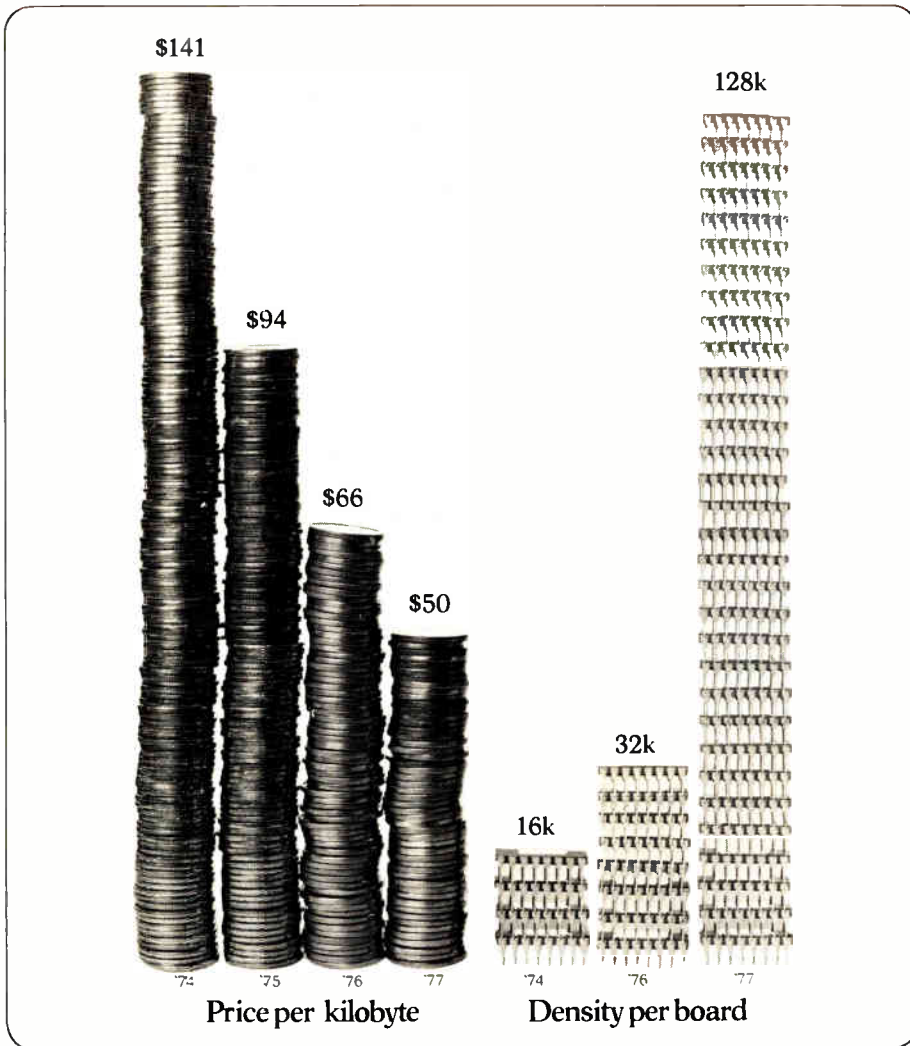
Check P on the HP Reply Card for details.

Convert HP-PLOT/21 for use on your system

A further enhancement of the 7221A is provided by the HP-PLOT/21 software package. Consisting of 86 FORTRAN IV subroutines for HP 3000 Series II, GE MARK III timeshare and TYMESHARE X systems, HP-PLOT/21 makes the advanced capabilities of the 7221A easily accessible. For use with other systems, our Applications Note 229-1 provides information to help the systems programmers determine the feasibility of converting the HP-PLOT/21 to operate on their systems.

For your complimentary copy of AN 229-1, check Y on the HP Reply Card.

Up to 1.8 million bytes of fault-control semiconductor memory—at 5¢ a byte*



Hewlett-Packard's high-capacity memory packs one megabyte of "fault-control memory" in a compact 131 cm (12¼ in) high HP 21MX mainframe—all for only 5 cents a byte.

Hewlett-Packard made an early commitment to semiconductor memory. Since 1974, we have been able to offer memory to our customers at price decreases averaging 30% a year, in part the result of increased memory density.

The newest module, HP 12747, quadruples capacity from 32k to 128k bytes utilizing 16k-bit, N-Channel, MOS/RAM memory chips—the first in use by a major manufacturer of small computers.

Memory for 21MX K, M, and E series computers and HP 1000 computer systems can now be expanded to a maximum of 1.8 megabytes. Upgrading from your present 21MX system to larger memories is also possible.

A new fault-control memory system provides for detection and correction of all

single bit memory errors using the standard 21-bit Hamming code. But, because there is always the chance of a double bit error, we added a 22nd parity bit to the Hamming code, enabling us to detect all double errors. Programs will continue running and data will be protected even if a memory chip malfunctions.

Fault control memory is available as an optional controller with its associated check bit arrays.

Density and reliability are not the only advantages of semiconductor memory. Cost savings is another.

*Domestic U.S.A. only

For more information, check R on the HP Reply Card.


New DC power supply catalog from HP

Choosing the right power supply for your application is easy with HP's new *DC Power Supply Catalog*. This 128-page catalog contains product descriptions, photographs, outline drawings, specifications, and prices for HP's complete line of power supplies covering the range from 10 W to 11 kW. Products include:

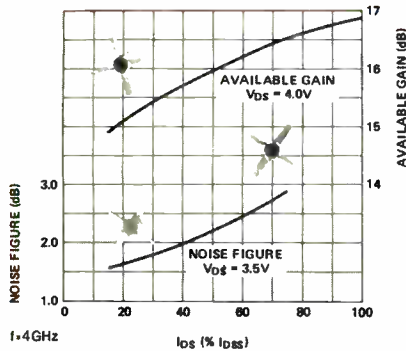
- General-purpose lab and system power supplies
- Precision voltage and current sources
- Digitally programmable power sources

Included is a section detailing several methods to control DC power supplies using the HP Interface Bus. In addition, another section covers power supply ac and load connections.

For your free copy, check Z on the HP Reply Card.



New packaged GaAs FET offers low noise and moderate power



Linear output power of new 1-micron GaAs FET provides the design engineer with a superior device usable over the broad range of frequencies, 2 to 12 GHz.

HP's new packaged GaAs FET, the HFET-1101, is a cost-effective and rugged transistor which is easy to work with and yields superior performance. It is characterized for low noise and moderate power requirements in the 2 to 12 GHz range, with typical noise figure of 1.6 dB (2.2 dB max) and 11 dB typical associated gain at 4 GHz.

When tuned for maximum output power at +5 dBm input, linear output (1 dB compression) is typically 35 mW at 4 GHz and 25 mW at 8 GHz. The HFET-1101 is useful as a low noise second stage or output stage in the 2 to 8 GHz range for broad and narrow band applications such as land and satellite communications and radar.

The HFET-1101 is packaged in the HPAC-100A, a rugged, hermetic 2.5 mm (0.1 in) square metal/ceramic package. High reliability tested versions of this device can be specified. A chip version, the HFET-1000 is also available.

For performance specifications on both the package and chip versions, check S on the HP Reply Card.

HP increases distribution outlets for semiconductor components

HP component products are now available from 21 additional stocking locations in the U.S. and Canada.

Hamilton/Avnet, the largest electronics distributor in the world, and Pioneer-Standard, Inc., a leading regional distributor in the U.S. have recently been franchised in selected markets.

Customers may now obtain HP components from the following branches of Hamilton/Avnet: Phoenix, Az; Culver City, San Diego and Mountain View, CA; Denver, CO; Chicago, IL; Kansas City, KS; St. Louis, MO; Detroit, MI; Minneapolis, MN; Albuquerque, NM; Salt Lake City, UT; Seattle, WA; Milwaukee, WI; and Toronto, Montreal and Ottawa in Canada. In addition, Pioneer-Standard, Inc. is marketing HP components from its offices in Cleveland and Dayton, OH; Pittsburgh, PA; and Indianapolis, IN.

Both distributors will carry HP's full line of semiconductor components. These include LEDs, infra-red detectors, optically-coupled isolators, solid state numeric and alphanumeric displays, microwave diodes, and RF and general purpose diodes, plus microwave transistors.

Hewlett-Packard began selling its components through distribution in 1972. HP's network of distributors also includes Hall-Mark Electronics Corp., Schweber Electronics Corp., Wyle Distribution Group, Wilshire Electronics Group in the U.S. and Zentronics in Canada. In addition, a number of international distributors make HP components available worldwide.

For a complete listing of HP component product distributors, check U on the HP Reply Card.

HP's Schottky diode—world's first in a DO-35 package


With a low forward voltage of 410 mV, the HSCH-1001 (1N6263) is a functional replacement for many germanium diodes.

It offers switching speed in the picosecond range, a breakdown voltage of 60V, a temperature rating of -65°C to $+200^{\circ}\text{C}$ and is in a hermetic glass package rugged enough for automatic insertion. Applications include waveform clipping, clamping and sampling, transistor speed-up, RF signal detection, and power monitoring.

As the world's first Schottky barrier diode in the industry standard DO-35 package, the HSCH-1001 gives you a reliable, high performance alternative for your general purpose switching needs.

For details, check T on the HP Reply Card.

The HSCH-1001 is offered in the low-cost DO-35 hermetic package. It is rugged enough for automatic insertion equipment and can be supplied in tape or reel.



New HP-IB digital multimeter cuts cost of data gathering

Hewlett-Packard's new 3438A DMM has a built-in HP-IB interface for automatic low cost data collection. This 3½-digit multimeter has five full functions with volt-ohm autoranging. Ten milliohm and 100 μ V AC and DC sensitivities make the 3438A excellent for gathering data from various types of transducers.

The 3438A may be used in a talk-only mode with a companion HP 5150A printer to record data on tape. The 5150A recorder includes a clock pacer to control unattended data gathering. Transducer outputs can be normalized or linearized while measurements are made, using a controlling computer such as the HP 9825A. Data may also be stored in the HP 9825A tape cassette for later use.

Whether you use HP's 3438A in manual or autoranging mode, in a system or on the bench, it will always indicate with lighted annunciators, the most commonly understood engineering units. If an improper selection of function and range is chosen, an overload indication on the display informs the operator that a measurement error was made.



For additional information on this item, check V on the HP Reply Card.

Now you can have a 3½-digit multimeter for use in low-cost data acquisition. Used with a controlling computer and scanner, data may be recorded on cassette tape for later use, or analyzed as it is received for process control.

Europe-Central Mailing Dept., P.O. Box 529,
Amstelveen-1134, Netherlands.
Ph.(020) 47 20 21

Japan-Yokogawa-Hewlett-Packard Ltd., Ohashi
Bldg., 1-59-1 Yoyogi, Shibuya-ku,
Tokyo 151, Ph. 03-370-2281/92.

Elsewhere outside the U.S.A.-1507 Page Mill Rd.,
Palo Alto, California, 94304, U.S.A.

HEWLETT  PACKARD

hp MEASUREMENT COMPUTATION news
product advances from Hewlett-Packard

January/February 1978

New product information from
HEWLETT-PACKARD

Editor: Bojana Fazarinc-Bitencourt

Editorial Offices:

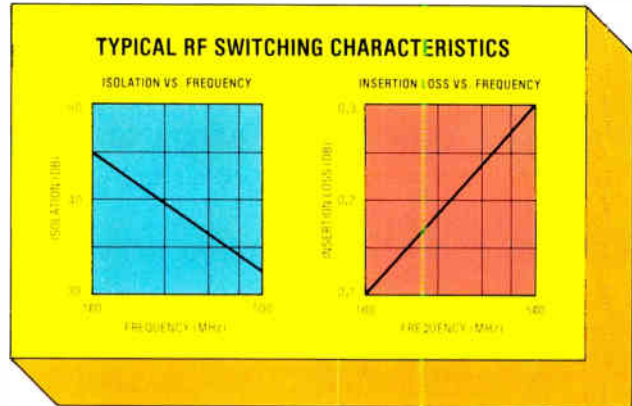
1507 Page Mill Road
Palo Alto, California, 94304 U.S.A.

TO-5 RELAY UPDATE

The world's smallest RF relay


Inherently low inter-contact capacitance and contact circuit losses have established the Teledyne TO-5 relay as an excellent subminiature RF switch for frequencies up through UHF. Typical RF performance: 45db isolation and 0.1db insertion loss at 100MHz.

Added to this, our TO-5 relay requires very low coil power compared to other miniature relays — as much as 75% less than a half crystal can relay.



For hand held radio transceivers, for example, where battery power drain as well as good RF performance are key factors, Teledyne's TO-5 relay is the logical choice for T-R switching.

Our complete line of TO-5 relays includes military and commercial/industrial types, with virtually all military versions qualified to established reliability MIL specs. For complete data, contact Teledyne Relays — the people who pioneered the TO-5 relay.



- **Hybrid "T" Series**
SPDT & DPDT types with internal transistor driver and suppression diode. Military and commercial/industrial versions.
- **"D" and "DD" Series**
With internal suppression and steering diodes. Military and commercial/industrial versions.
- **Maglatch Series**
SPDT, DPDT, and 4PST magnetic latching types. Military and commercial/industrial versions.
- **Centigrad® Series**
World's smallest relay—only .225" (5.72mm) high x .370" (9.40mm) square. DPDT, with optional internal suppression and steering diodes.
- **Hi-Rel Series**
Screened versions for space flight applications (NASA qualified)
- **High Environment Series**
Hi-temperature, Hi-shock, and Hi-vibration types

 **TELEDYNE RELAYS**

3155 West El Segundo Boulevard, Hawthorne, California 90250
Telephone (213) 973-4545

Intel delivers the micro components designers

There's no more efficient way to solve your interface and control requirements for microcomputer-based systems than our peripheral components.

They're single-chip solutions to even the most complicated operations, integrating

"I can accomplish almost any I/O function with one chip using Intel's versatile peripheral interfaces and dedicated device controllers."



up to 22,000 transistors per chip to replace circuit boards full of discrete logic with a single component. Result: you cut parts cost, reduce package count and board space, and simplify both development and operating software.

We've designed each of these peripheral chips to be an intelligent, programmable component in your system and to perform most functions with minimal cpu supervision. The resulting decrease in cpu overhead provides your system with higher performance and increased throughput.

The dedicated function components below are available now, with more on the way. Here's a brief description of their versatility.

8271 Programmable Floppy Disk Controller. Provides full control of up to four standard or minifloppy drives. (Available early 1978.)

8273 SDLC/HDLC Protocol Controller. For SDLC and HDLC communications.

8275 Programmable CRT Controller. Provides fully buffered interface and control of almost any raster scan CRT display.

8278/8279 Programmable Keyboard/Display Interfaces. Keyboard/sensor array input scan, and output scan for LED, incandescent and other displays. 128-key or 64-key input.

8251A Programmable Communications Interface. Industry standard USART for synchronous or asynchronous serial data

transmission, including bisync.

8253 Programmable Interval Timer. Contains three independent 16-bit counters, programmable modes from dc to 2MHz.

8255A Programmable Peripheral Interface. General purpose I/O interface with 24 individually programmable I/O pins.

8257 Programmable DMA Controller. Provides four-channel, high speed direct memory access independent of CPU.

8259 Programmable Interrupt Controller. Handles eight levels of vectored priority interrupt. Expandable to 64 levels.

computer peripheral are talking about.

UPI-41™ is Intel's Universal Peripheral Interface, bringing distributed intelligence to microcomputer systems for the first time.

Actually a highly integrated, user-programmable microcomputer, UPI-41 is a new solution that obsoletes custom LSI and specialized discrete designs for interfacing most low and medium speed peripherals with an MCS-80™, MCS-85™ or MCS-48™ microcomputer.


Intel delivers UPI-41 in two versions that make it easy for you to implement your own designs. The 8741 includes an erasable and reprogrammable 1K-byte EPROM, for development, testing and low volume production. Then the 8041, with masked ROM, provides maximum economy in high volume.

We've taken the UPI-41 concept a step further with the 8278, described at left. The 8278 is the first of several preprogrammed 8041's that we've adapted to specialized applications.

Because UPI-41 is a microcomputer, we've given it the same high level of support we give all our microcomputers. UPI-41 is supported by our

Prompt™ 48 Design Aid, the Intellec® microcomputer development system with resident UPI-41/MCS-48 Macro Assembler. Plus appli-

“And, for my special I/O requirements, Intel's UPI-41 Universal Peripheral Interface is user programmable to control nearly any other peripheral device.”



cations assistance worldwide, full documentation, training classes, design seminars and a rapidly expanding users' software library.

Intel's peripheral components, and the MCS-80, -85 and -48 microcomputers they support, are available through

your nearest Intel distributor. For your copy of our Peripheral Data Handbook use the reader service card or contact: Intel International, Rue de Moulin a Papier, 51-Boite 1, B-1160, Brussels, Belgium, Telex 24814; or Intel Japan, K.K., Flower Hill-Shinmachi, Setagaya-Ku, Tokyo 154, Telex 781-28426.

intel delivers.



**Some Delevan designs
are very special...**

THEY'RE NOT MADE YET

Applications for inductive devices are virtually unlimited ... and not even Delevan's broad line of *standard* designs can fit every requirement. That's where Delevan's Application-Engineering capability comes in! No matter how unusual or highly-specialized your application may be ... Delevan can provide a custom-engineered design to meet the most demanding specifications. the most unique applications.

At Delevan, the design of inductive devices is far more than an art ... it is a highly-sophisticated science. State-of-the-art techniques in winding and molding, the instant availability of computerized data, and utilization of new materials and procedures ... combined with the proven expertise of Delevan engineers ... equals unmatched capabilities. If you have the application, Delevan can provide the design.

Delevan
Division



AMERICAN
PRECISION
INDUSTRIES INC.

270 QUAKER RD./EAST AURORA, N.Y. 14052
TELEPHONE 716/652-3600 TELEEX 091-293

OTHER DIVISIONS OF AMERICAN PRECISION INDUSTRIES INC.
BASCO • DUSTEX

Meetings

Comcon Spring, IEEE, Jack Tar Hotel, San Francisco, Calif., Feb. 28-March 2.

Data Communications Interface '78, Datamation magazine, Las Vegas Convention Center, Las Vegas, March 6-9.

IEA 78-12th Instruments, Electronics, and Automation Exhibition, Industrial & Trade Fairs Ltd. (Solihull, West Midlands), National Exhibition Center, Birmingham, England, March 13-17.

11th Annual Simulation Symposium, IEEE *et al.*, Causeway Inn Resort Hotel, Tampa, Fla., March 15-17.

Industrial Applications of Microprocessors, IEEE, Sheraton Hotel, Philadelphia, March 21-23.

International Conference on Physics of SiO₂ and Its Interfaces, American Physical Society, IBM, ONR, and ARPA, IBM Thomas J. Watson Research Center, Yorktown Heights, N. Y., March 22-24.

28th Vehicular Technology Conference, IEEE, Regency Hotel, Denver, Colo., March 22-24.

AAMI Annual Meeting and Exhibit Program, Association for the Advancement of Medical Instrumentation (Arlington, Va.), Washington Hilton Hotel, Washington, D. C., March 29-April 1.

Metric Planning Forum, American National Metric Council (Washington, D. C.), Atlanta Hyatt Regency Hotel, Atlanta, April 2-5.

Computer Architecture Symposium, IEEE, Rickey's Hyatt House, Palo Alto, Calif., April 3-5.

21^{ème} Salon International des Composants Electroniques, Société pour la Diffusion des Sciences et des Arts (Paris, France), Paris, April 3-8.

Design Engineering Conference, ASME, McCormick Place, Chicago, April 17-20.

Ramtek has done for imaging and graphics what Kodak did for photography.



Brought you low-cost color.

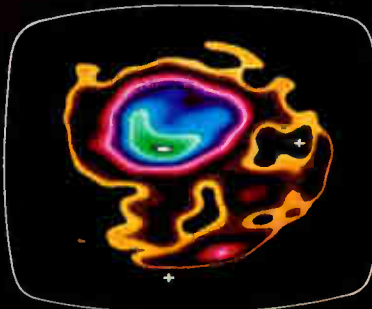
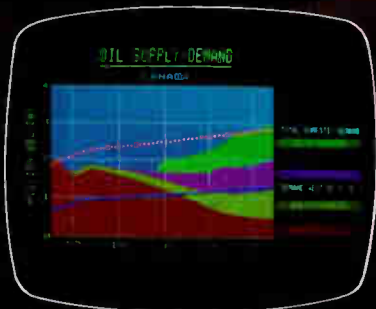
Most people wouldn't settle for black and white snapshots. There's no reason why you should settle for black and white displays.

The Ramtek 9050 series of Graphic Display Systems slashes the cost of color in half. For imaging. For graphics.

Low cost. Not low quality. Here is the same technology that you've seen delivering ERTS satellite photos, dramatic medical research images, maps, charts, tables and graphics.

We took the most-wanted features of our modular Ramtek 9000 systems and packaged them together in one module. You custom tailor the Ramtek 9050 to your needs with a matching set of off-the-shelf options.

For less than \$10,000 the Ramtek 9050 gives you 16 bit image processing, character, vector, plot generation,



raster mode, and scrolling. Resolution up to 512 by 512 elements. 256 levels of gray scale. 4096 colors (or 64 colors under \$6,000; black and white for less than \$5,500). Video look-up ta-

bles. Interactive keyboard and joystick operation. Off-the-shelf interfaces for popular minicomputer lines.

And the Ramtek 9050 is software compatible with its big brother the Ramtek 9000. That's a time-saving plus when your needs shift to real-time applications, ultra-high resolution, expandable customized systems or any of the thousands of possibilities opened up by the Ramtek 9000's modular design.

Call today, or write. We'll fill you in on the whole colorful Ramtek picture.

Ramtek Corporation, 585 N. Mary Ave., Sunnyvale, CA 94086. (408) 735-8400.

Kodak is a registered trademark of the Eastman Kodak Company

ramtek

Our Experience Shows

REGIONAL OFFICES: Sunnyvale, California (408) 735-8400 · Dallas, Texas (214) 422-2200 · Huntsville, Alabama (205) 837-7000 · Cleveland, Ohio (216) 464-4053 · Stamford, Connecticut (203) 348-8804 · Washington, D.C. (703) 960-3550 · West Germany (0611) 595980.

powerful floppy-disk system?

AID-80F offers powerful software and versatile hardware for microcomputer applications or Z80 program development. As a complete disk-based computer it provides all the tools required for hardware/software development and debug.

The efficient, straightforward hardware organization of AID-80F includes the powerful Z80 Software Development Board, OEM-80; a memory and I/O expansion board, RAM-80; and the floppy-disk controller board, FLP-80. Optional in-circuit emulation capability is provided by Mostek's Application Interface Module, AIM-80™.

AID-80F Software.

Mostek software is state-of-the-art: efficient, comprehensive, and easy-to-use. It's designed to

accelerate your own programming rate, allowing you to concentrate on the application problem, which greatly reduces the overall development cycle.

The power of Mostek software is found in programs like Monitor, Text Editor, Assembler, Relocating Linking Loader, and Debugger. In addition, the Peripheral Interchange Program (PIP) offers the most complete peripheral management system in the industry.



AID-80F Hardware.

OEM-80. It's the heart of Mostek's new AID-80F, providing the power of the Z80 microcomputer plus 16K bytes of on-board RAM.

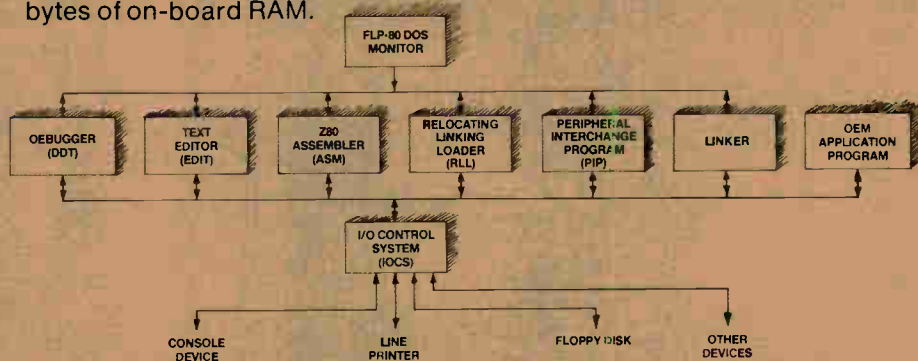
RAM-80. This memory and I/O expansion board includes 16K bytes of RAM (expandable to 64K bytes) and four eight-bit I/O ports.

FLP-80. Mostek's flexible disk-drive controller board interfaces OEM-80 with up to four drives with soft sector format.

AIM-80. This optional board allows real-time, in-circuit emulation with extensive debug, trace and diagnostic capabilities.

AID-80F is priced at just \$5995 and each board is also available separately. To get a complete descriptive package on the AID-80F Microcomputer, contact your sales representative or write Mostek Corporation; 1215 W. Crosby Road; Carrollton, Texas 75006; (214) 242-0444. Mostek GmbH; West Germany; Telephone: (0711) 701096

MOSTEK



New Type FM resistor. Tight on tolerance. Tight on TC.

Meet the newest member on the board. Allen-Bradley's Type FM. It features the accuracy and stability of metal film technology. It provides you with the tight tolerance, tight temperature coefficient and stable performance you may need for precision applications. Approved to MIL-R-10509, Style RN55, Characteristic E, all tolerances. This high quality metal film resistor adds another dimension to Allen-Bradley's line of hot-molded carbon composition and cermet film fixed resistors of high reliability. We have what you need. Write for Publication EC 54.

Tolerances

$\pm 1\%$, $\pm 0.5\%$, $\pm 0.25\%$
 $\pm 0.1\%$ and $\pm 0.05\%$

Temperature coefficient

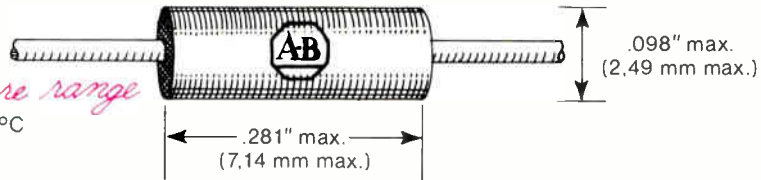
± 25 , ± 15 , ± 10 PPM/ $^{\circ}\text{C}$

Power rating


0.25 watt at 70°C
0.1 watt at 125°C

Temperature range

-65°C to $+175^{\circ}\text{C}$



Uniform molded body



Quality in the best tradition.



ALLEN-BRADLEY

Milwaukee, Wisconsin 53204

Circle 34 on reader service card

World Radio History

EC167

HP ends sales of low-cost devices by distributors

Hewlett-Packard Co. has discontinued its venture into the marketing of low-cost instruments through distributors. The Palo Alto, Calif., firm was selling logic probes, pulsers, and other digital circuit testers through Elmar Electronics, a unit of Wyle Laboratories/Distribution group. But since the returns from such sales were not worth Elmar's efforts, the Mountain View, Calif., distributor proposed it also handle HP counters, digital multimeters, power supplies, and other instruments selling for under \$1,000. However, according to Elmar vice president and general manager Larry Pond, "HP notified us that **their business plans don't call for future investments in low-cost instruments**, nor do they think the distribution program we proposed is a wise step for them at this time." As a result, Elmar is terminating the existing program. "It was useless to go on with a program that small," says Pond. Although Elmar accounted for nearly half the sales of those HP instruments sold in its territory, he adds, "it wasn't enough dollars to make a big difference to us."

Hall-effect sensors packaged in film reels

Watch for Texas Instruments Inc. to step up the Hall-effect sensor effort it launched last fall. Next month it will introduce a second version of the magnetically activated switch—**this one supplied in a tiny, epoxy-encapsulated package mounted on reels of Kapton film**. The Dallas firm also has added a fourth pin to the package so that the solid-state switch can be inhibited by strobing, a technique widely used in keyboards to prevent more than one keystroke at a time.

The device is the first standard product from TI to be sold in reels using the film-carrier package developed by General Electric Co. under the Minimod label. It is aimed squarely at high-volume customers that can afford automated assembly equipment.

Analog Devices cuts cost of 8- and 12-bit converters

The complementary-MOS semiconductor operation of Analog Devices, which moved from the West Coast to Limerick, Ireland, just last year, is getting up to speed quickly with a pair of trend-setting digital-to-analog converter chips. This month, the group announced the first one: the lowest-cost monolithic 8-bit d-a converter on the market—a current-output multiplying unit pegged at a low \$2 apiece in 1,000-and-up quantities.

Now, the group is about to slash costs in the high-performance area. Very shortly, it will introduce a 12-bit monolithic d-a converter that sells for just \$12 in lots of 1,000 or more. To be designated the 7541, the multiplying unit boasts full four-quadrant operation, true 12-bit accuracy, and a current output that typically settles in only 500 nanoseconds.

Motorola forms Industrial-control market group

Still another systems division has been formed at Motorola Semiconductor Group in Phoenix. Called the Subsystem Products group, the unit, under the direction of Bruce McDonald, will sell systems and subsystems primarily to industrial original-equipment manufacturers. Now being introduced are two product series: four regulated dc power supplies, and solid-state relays and input/output modules. Both are intended for use with microcomputer-based systems. McDonald says that **OEM panel meters and switching power supplies will be added by mid-year.**

The new systems unit is the third to be formed by Motorola in the last 18 months. The others are the Microcomputer Systems group and Memory Systems.

Fiber cables to be strung from phone poles

Fiber-optic cable is about to come out in the open. Over the past year, cables installed in the U. S. and abroad connecting telephone company central exchanges have always been buried in underground ducts. Now, the Commonwealth Telephone Co. of Dallas, Pa., plans this year to install **the first 45-megabit-per-second fiber-optic link strung from telephone pole to telephone pole.** The 13-mile link, complete with repeaters, was purchased from ITT's Telecommunications Transmission division and will carry 672 circuits between exchange offices in Mansfield and Wellsboro, Pa.

Terminal makers review decision in cataract claim

Video terminal manufacturers are assessing the ramifications of an arbitrator's decision in a case pitting The New York Times against New York Newspaper Guild. The issue: do video terminals cause cataracts? The decision likely will affect more than The Times' installation of Harris Corp. equipment and that of the entire newspaper industry, which has an estimated 10,000 video terminals installed. At stake could be the market for terminals in banks, stores, airline terminals, and almost anywhere that data communications terminals and video-screen key entry are used. **Harris' Composition Systems division in Melbourne, Fla., is supplying The Times with terminals with graphic-arts quality,** a better grade than typically found on most terminal screens. According to a Harris spokesman, "Our own studies and those of outside consultants indicate there should be no problem in the area of eye strain, cataracts, and any other problems under normal use." The arbitrator also had studies and measurements made before handing down his decision.

National packs active electronics on audio tape chip

A linear IC that combines all the active electronics necessary to build a tape deck except the bias oscillator is being shipped in sample quantities by National Semiconductor Corp., with production slated for June. The key feature of the LM1818 is electronic switching between the record and playback modes. The single-pole double-throw switch created from a 15-transistor circuit is designed to be more reliable and flexible than the mechanical six-pole, double-throw switches normally found in tape recorders. **National also packed a full complement of amplifier circuitry onto the chip,** including two preamplifiers for playback and microphone, two monitor amplifiers for playback and record, automatic leveling circuitry for equalized voice and background sound levels, and a meter drive. Also included is circuitry to handle audio to dc levels and prevent "pops" when switching between record and playback. The price is expected to be \$2.85 in hundreds and \$1 in volume.


IEEE drops 'acting' from Emberson's title

Richard H. Emberson, veteran staff member of the Institute of Electrical and Electronics Engineers, has been named permanent general manager after filling the post on an acting basis since last June. He stepped into the job when Herbert Schulke Jr. resigned. Since that time a search committee has attempted in vain to find a replacement who could fill the position for at least 10 years. **However, Emberson is due to retire next spring, so the search is going on.**

MORE BIG TALK ON ECLIPSE SYSTEMS.



First, we brought you AOS, the most intelligent multiprogramming operating system to be found on a small computer. Now we bring you the fastest, largest and most efficient version of PL/I ever implemented on a minicomputer. And that's not just talk. It's available now on all multiprogramming Data



General ECLIPSE systems. So now you can take advantage of the sophistication and efficiency of big computer PL/I without having to buy a big computer. PL/I is just one more reason why Data General is the computer company that really talks sense. Call (617) 366-8911, Extension 4735. Or write.

 **Data General**

We make computers that make sense

Data General Corporation, Westboro, MA 01581, (617) 366-8911. Data General (Canada) Ltd., Ontario. Data General Europe, 61 rue de Courcelles, Paris, France, 766.51.78. Data General Australia, (03) 82-1361. Data General Ltda., Sao Paulo, Brazil, 543-0138 © Data General Corporation, 1978. ECLIPSE is a registered trademark of the Data General Corporation.

At last. The 2901A, one upped.

Announcing a faster, fully spec'd 2901A
4 Bit microprocessor slice.

It's a unique blend of ECL and Schottky,
fully pin-compatible, and faster than any other
2901A in the world.

Here are the numbers.

	Typical	Commercial	Military
Our data:	25° C (5V)	0°-70° C (4.75-5.75V)	-55 - +125° C (4.5-5.5V)
A, B Inputs → Y Output	37ns	65ns	80ns
C _n → Y Output	18	30	35
D Input → Y Output	20	40	45
Clock → Y-Output	35	60	65
Minimum Clock Period	45	60	75
Read-Modify-Write Cycle	45	60	75

And if you think those are hot specs,
wait'll you see our 2901A-1 coming soon.

Specs like this really shouldn't come as a
big surprise to you.

After all, we're the industry leader in
bipolar technology. And we invented Bipolar
Tri-State™ (which is used with the 2901A).

And another nice thing is all the parts we support the 2901A with.

First off, a family of 16 products, all fully spec'd.

Our family:

IDM2901A	4-Bit Microprocessor Slice
IDM2902	Carry Look-Ahead Generator
IDM2909A	Microsequencer
*IDM2911A	Microsequencer
IDM29702	16 x 4 Bit RAM (open collector)
IDM29703	16 x 4 Bit RAM (Tri-State)
IDM29750	32 x 8 Bit PROM (open collector)
IDM29751	32 x 8 Bit PROM (Tri-State)
IDM29760	256 x 4 Bit PROM (open collector)
IDM29761	256 x 4 Bit PROM (Tri-State)
IDM29803	16 Way Branch Controller
IDM29811	Next Address Controller
*IDM29901	Octal Tri-State
IDM29902	Priority Encoder
IDM29903	16x4 Edge-Triggered Register (Tri-State)
*IDM29908	Quad Gated Flip Flop (flag control)

*Available soon.

Also, we supply a complete line of low-power Schottky MSI, MOS static and dynamic RAM's, as well as all the other parts you need to build a complete, high-performance processor.

So if you need to know who to go to for everything you need, now you know.

E2716

National Semiconductor GmbH
808 Fuerstenfeldbruck, Industriestrasse 10
West Germany
Gentlemen:

Please send more information on your 2901A and its support products.

Name _____ Title _____
Company _____
Address _____
City _____ State _____ Zip _____

 **National Semiconductor**

Field-service tester steps technicians through test paces

At \$20,000, Omnicomp unit is expensive but permits more in-field repairs, reducing spare-board inventory

A new kind of portable tester will soon be in the hands of field-service technicians working for NCR Corp., the Dayton, Ohio, computer and data-terminal manufacturer. Perhaps the most sophisticated automated approach to field service to date, the new equipment, called the portable service processor, has been developed for NCR by Omnicomp Inc., a small three-year-old test-equipment maker in Phoenix.

Earlier this month, NCR awarded Omnicomp a \$3-million-plus contract that will pay for several hundred testers and costs of their previous development. Initially, they will go into NCR district offices around the world. But this is just the beginning, notes Charles P. Frusterio, manager of field-test systems development for NCR. He is considering the service processor for nearly 1,000 smaller branch offices as well. What's more, Omnicomp already has orders to ship PSPs in quantity at \$20,000 for 10 or more to other computer firms. Among them are Sperry Univac in Blue Bell, Pa., and ICL Ltd. in Great Britain.

Production tester capacity. What is so sophisticated about the portable service unit? For one thing, it crams "most of the capabilities of large (\$100,000-and-up), digital production testing systems used in factories into the volume of a suitcase," says Robert Gaines, vice president of

field engineering of NCR's U. S. Data Processing group.


For another, its small size packs a big memory—up to 96 kilobytes, made up of 16-kilobyte dynamic random-access memory chips and 6 kilobytes of programmable read-only memory. This is enough to step the service technician through each test procedure, even for boards containing such large-scale integrated devices as memories and microprocessors. Directions are simply spelled out on a 20-character-per-line printer built into the case. A 3M tape cartridge provides 2.5 megabytes of program storage, adequate for hundreds of test programs.

Relying heavily on LSI circuitry, the portable service processor is built around a custom microprocessor with the power of Digital Equipment

Corp.'s LSI-11. Relying on software for guided-probe fault isolation, the field engineer merely touches the test probe to points on the circuit boards according to instructions from the computer. The computer analyzes each reading and prints out the message for the next step. This process continues until the unit pinpoints the bad component.

"The PSP is the first portable or bench-top circuit tester with this guided-probe fault isolation," claims Omnicomp vice president Robert E. Anderson. Test programming is done in an interactive high-level language, called PSP Basic.

Included are 192 fully programmable driver-sensor pins to test boards with multiple logic families, such as transistor-transistor, metal-oxide-semiconductor, and emitter-



At your service. Instructions for probing printed-circuit board and locating faulty components are printed out on 20-character printer, left, in portable, 40-lb tester from Omnicomp Inc. Keyboard is used to call up programs for testing specific circuit boards.

sales of \$70, spent \$33 on research and development, paid \$15 in Federal corporate income taxes, paid \$5 in state and local taxes, and generated \$15 in personal Federal income tax revenue," Zschau said. Moreover, each of the new companies produced "an incredible \$30 of tax revenue in 1976 for every \$100 invested."

But Zschau says AEA's survey turned up "a hidden problem" produced by a capital scarcity. It is the increase of debt-to-equity ratios in new companies to a level of more than 2:1, compared with the 1:1 ratio for companies founded before 1970. "This hidden effect won't be fully experienced until the next economic downturn," Zschau contends, when highly leveraged companies could go bankrupt as a result of their economic instability. □

Memory

Josephson junctions look good at IBM

What's next for computer memory technology, beyond semiconductor and magnetic storage? International Business Machines Corp. is not waiting for others to invent it.

Researchers at IBM's laboratories around the world experiment with an assortment of next-generation computer techniques—using optical, amorphous, even organic materials to store tens of billions of memory bits on microscopic-sized circuits. One of these advanced new technologies that appears to be gaining momentum for some applications is the Josephson junction.

A pair of models. A glimpse of what IBM is up to with the Josephson junction, which must operate at cryogenic temperatures, is being given at this week's International Solid State Circuits Conference in San Francisco. Researchers are describing a pair of device models they have built—a 15-nanosecond, 16,384-bit random-access memory and a sub-100-picosecond logic chip. (For a roundup of conference activity, see p. 116.) Though still experimental, both chips illustrate the power of Josephson junctions for computer applications.

The model for the RAM is a 2-kilo-bit chip. It is filled with nearly 4,500 Josephson junctions fabricated on an insulating substrate (see photograph at top of p. 44). Each junction is made up of a crossed pair of dissimilar but superconducting metals separated by an insulating

substrate. Besides the memory array, the chip contains line drivers and decoders that function similarly to corresponding elements on standard semiconductor RAMs.

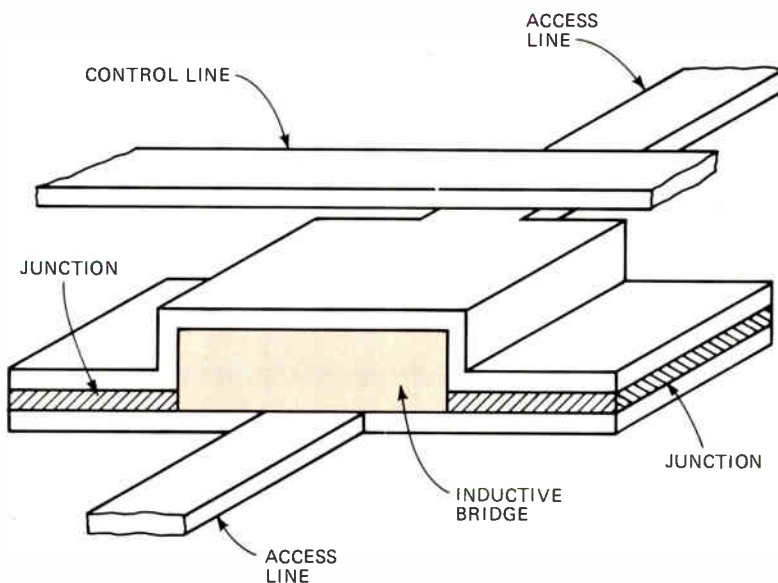
If they could be manufactured at reasonable costs, the Josephson-junction RAMs would be highly desirable as computer storage. They are extremely fast and consume little power: the RAM operates with access times of 15 ns at 10 microwatts, or hundreds of times faster than today's RAMs and consuming a hundredth the power. Indeed, they consume zero power when not operating.

Moreover, the memory is nonvolatile, and when optimized, the cell area can be made several times smaller than today's smallest silicon-gate designs. The one overwhelming drawback of Josephson junctions for most computer environments, however, is the 4.2 K temperature (that of liquid helium) required for superconduction.

Two junctions. The RAM cell is made up of two Josephson junctions coupled by an inductive bridge, as shown in the diagram on the next page. Energized from the control lines, currents flow across the bridge from one junction to the next in much the same way carriers flow from source to drain in a metal-oxide-semiconductor transistor. This current causes a magnetic flux in the Josephson junctions, which can be quantized into distinct states. Bits are stored in the cell as either of two states, differing by one quantum of flux.

The work is being done at the IBM Zurich Laboratory in Switzerland. The researchers there readily concede that their device is still in the experimental stage and was made to test the electrical feasibility of a 16,384-bit chip for a cache memory in a Josephson computer. But the results are encouraging enough to warrant continued investigation, according to IBM.

In a companion project, a team at IBM's Thomas J. Watson Research Center at Yorktown Heights, N. Y., is working on a Josephson-junction logic family using the basic OR, AND, NOR, and INVERT functions. The



Newcomer. Josephson junction memory cell takes up about 1,500 μm^2 .

New: The First Monolithic D/A Converter System.

No one else can give you an 8-bit DAC with all peripheral functions on-chip. It's truly microprocessor-compatible and costs \$6.95!

Single-chip D/A converter circuits have been around a long time. But so have the design problems that go along with them when interfacing with microprocessors—selection of op amps, voltage reference, latches and the various other active components you've had to add to use them.


Now, for the first time, you can simplify your system design by using the Signetics 5018 Monolithic D/A Converter System. It combines, on a single chip, the converter circuit and all the required peripheral functions—a voltage reference, input latches, and an output amplifier. It costs, in quantities of 100 and up, only \$6.95. That's one reason why it saves you money.

Reduce Parts Count and Assembly Costs.

The 5018 is a system simplifier and cost reducer. You can forget about the costs associated with all those extra parts. Material control is simpler. Incoming test and inspection costs go down. Component handling and assembly expenses can be reduced as much as 75 percent.

SIGNETICS D/A CONVERTERS

5018—Monolithic D/A Converter System
5007/5008—8-Bit, High Speed, Multiplying DAC ($\pm 0.19\%$)
5009—8-Bit, High Speed, Multiplying DAC ($\pm 0.1\%$)
MC 1408—8-Bit, Multiplying D/A Converter



Ideal Architecture for Computer-Based Systems.

The 5018 has built-in latches and extremely low input loading (1/100 TTL load per line). These features make it a good choice for multiple-peripheral, bus-oriented microprocessor or computer-based systems. The low input loading lets you drive many converters from a single bus. The latches then permit the bus to service several peripherals at its maximum throughput rate.

Temperature stability is an added plus. The reference voltage can be adjusted for correct full-scale value with minimal temperature effects.

Temperature-related inaccuracies are also minimized because the precision, low-temperature coefficient resistors are on the chip.

Other Signetics DACs.

The 5018 is our newest D/A conversion product. The coupon below will help you learn more about it. If you'd like other data sheets on our other D/A converters listed below, be sure to check the appropriate boxes or call your nearest Signetics distributor.

signetics

a subsidiary of U.S. Philips Corporation

Signetics Corporation
811 East Arques Avenue
Sunnyvale, California 94086
Telephone 408/739-7700

To: Signetics Information Services, 811 E. Arques Ave.
P.O. Box 9052, MS 27, Sunnyvale, CA 94086

Please send me information on the 5018 DAC System

I'm also interested in these other D/A conversion products:

5007/5008 5009 MC1408

I have an urgent requirement. Please have a D/A conversion specialist phone me at once: () _____ X _____

Name _____ Title _____

Company _____ Division _____

Address _____ MS _____

City _____ State _____ ZIP _____

EM216

TI fires first in 32-k erasable PROM battle

It looks as if Texas Instruments Inc. will be the first to market with a 32,768-bit erasable programmable read-only memory, with samples coming this month and volume production following in April or May [*Electronics*, Feb. 2, p. 34]. The device will be TI's first erasable PROM to operate from a single +5-volt supply, although the Dallas firm is expected to introduce companion 8,192-bit and 16,384-bit single-supply parts later this year.

TI's erasable PROM has standard 24 pins, the same number as a 32-k, 5-V unit that Intel Corp. plans for mid-year. TI also is retaining the fully static operation and package of earlier 2708-type erasable PROMs, with a 450-nanosecond maximum speed and 840-milliwatt worst-case power consumption at 0°C, though a standby mode reduces power to 55 mW. Intel, on the other hand, is aiming for a speed and power advantage by clocking its part and has shifted a few pins around to match the pinout of its upcoming 32-k and 65-k ROMs (see main story, p. 44).

TI is aggressively pricing its part at \$53.60 in lots of 100 or more—less than twice the price of the firm's 16-k erasable PROM.

In designing its new memories, Intel will employ an edge-activation technique similar to one Mostek first used on its 4,096-bit static random-access memories and incorporated into its own 65-k ROM. In this tech-

nique, the leading edge of the chip-enable signal activates the dynamic peripheral circuitry. This means that elements like decoders and sense amplifiers remain off except when the chip is selected, saving power.

New low-end machines to mean extra \$1 billion yearly for IBM

There is more than immediately meets the eye in International Business Machines Corp.'s announcement last month of its 5110 desktop computer. Superficially, it is just an enhancement of IBM's smallest machine, the 5100, introduced more than two years ago. Less obviously, it presages a series of new low-end, accounting-type products that will help boost IBM's sales of small-business systems by about \$1 billion annually from now until 1982. Also significant will be a radically new approach to software packaging—programs will be sold, like video games, in read-only memory cartridges.

So says computer industry consultant and IBM watcher Lee Walther, in a study entitled "IBM Strategy for Small Business Systems" that he is preparing for distribution in March. Walther, in Cupertino, Calif., looks for IBM first to close the gap between its 5100 and its System/32, a bigger, more general-purpose machine for small business

that, at \$42,000, is roughly \$30,000 more than the 5100. "There will be either price cuts on the System/32 or a new System/30 to counter the impact of last year's \$36,000 System/34, which offers lots more capability for less money," Walther says. "Later, the low end will be fleshed out with a \$20,000 or so System/20 closer to the 5110 in performance." IBM needs the /20 and /30 models, he says, to compete with units offered by its major small-business-machine competitors, which include Burroughs, NCR, and Nixdorf Computer.

IBM will also make a major effort in software for the new machines, much as it did for its System/3 machine with the application customizer service and for its System/32 with its industry application programs, according to Walther. He also believes the applications programs, which have become very well defined, will be made available by IBM in the ROM cartridges—an attention-getting innovation. "Be-

Jordan says the three new devices, which will have competitive prices, have a maximum standby current of only 15 milliamperes and a maximum average current of 40 mA, meaning that the typical average current is much lower. □

Solid state

MOS gate array matches ECL speeds

The MOS move into designs traditionally dominated by bipolar technology rolls steadily on with the development of a 920-element metal-oxide-semiconductor gate array capable of operating with gate delays of 3 nanoseconds. It joins the MOS microprocessors that have cut deeply into transistor-transistor-logic designs, the MOS static random-access memories that are vying with



sides, patenting a ROM cartridge will yield many advantages over copywriting software—it is much more powerful legally," he says. He expects the ROM cartridges with the System/20 or System/30, and eventually, on the 5100 machine.

According to figures in Walther's report, IBM currently has some 61,000 units installed in the small-business category. With the new models, he is predicting the total could reach 150,000 by 1982, a number that is still dwarfed by IBM's small-business competitors.

IBM will continue to dominate the middle-to-upper small-business-system range with its System/3 and will probably bring out a System/36 or System/38 as well. Its installed business-system base is now worth \$4.45 billion and will grow to \$8.76 billion by 1982, he says. But IBM's competition at the low end need not be too worried. "Just as in other markets, the presence of IBM will establish credibility and help everyone's sales," Walther concludes. □

IT'S TOUGH to be a ANALOG I/O SYSTEM from DATA TRANSLATION!

Each interface system is 100% computer tested...3 different times. 100% burn-in of all critical analog circuits...for 3 days. One million measurements made on each analog system. Extensive testing to assure long-life in your system.



We design and manufacture each and every data acquisition module from the ground up to out-perform anything else... $\pm 35V$ overvoltage protection, full $\pm 0.03\%$ accuracy and up to 125KHz throughput rate for any of 7 different microcomputers.

**GUARANTEED
5 DAY DELIVERY**

Single Board Analog I/O Systems		DT1761	DT1762	DT1764	DT1765	DT1766	DT1767	DT1761	DT1741	DT1742	DT1744	DT1755	DT1841	DT1842	DT1843	DT1731	DT1732	DT1733	DT1734	DT1722	DT1723	DT1791	DT1795	DT1781	DT1782	DT1784	DT1785	
		DEC LSI-11				INTEL SBC-80 SERIES				COMPUTER AUTOMATION LSI 2 & 3				NATIONAL IMP & PACE		PCS SUPERPAC		ZILLOG MCB SERIES (Z-80)										
Analog Inputs	16 channels																											
	32 channels																											
	64 channels																											
	10mV to 10V range																											
	0 to 10V, $\pm 10V$, $\pm 5V$ ranges																											
Analog Outputs	1 to 5V (4 to 20mA) range																											
	8 bit resolution																											
	12 bit resolution																											
Features	2 channels																											
	4 channels																											
	8 channels																											
	0 to 10V, $\pm 10V$, $\pm 5V$ ranges																											
	4 to 20mA range																											
point plotting																												
8 bit resolution																												
12 bit resolution																												
programmable gain																												
100KHz throughput																												
program I/O & interrupt																												
DMA interface																												
power required: +5V only																												

Take your pick. When you have a tough analog requirement, call Data Translation. We perform.

DATA TRANSLATION

4 Strathmore Rd., Natick MA 01760
(617) 655-5300 Telex 94-8474

INTERNATIONAL SALES OFFICES: AUSTRALIA, Strathfield N.S.W. (02) 747-2731; BELGIUM, 1040 Brussels 02-352135; ENGLAND, Stockport Cheshire (061 236) 2321; BUC 956.31.30; GERMANY, 8031 Puchheim (089) 80 60 61-62; ISRAEL, Tel Aviv 54359; ITALY, Milano 34.93.041; JAPAN, Tokyo (03) 355-1111; NETHERLANDS, Rijswijk 70-996360; NORWAY, Oslo 0269 44 90; PORTUGAL, Lisboa 4 53 13; SPAIN, Barcelona (93) 301 78 51; SWEDEN, Vallingby 08 38 00 65; SWITZERLAND, Zurich 01/54 70 60.

bipolar static devices for cache memories, and other MOS devices now intruding into linear integrated-circuit designs.

But as an illustration of the ability of MOS to grab even the best-performing bipolar applications, there is nothing to beat the master-slice gate-array chip being built by Mitsubishi Electric Corp. for main-frame controllers. Indeed, the chip, which the company developed as part of a major very-large-scale integration program, matches the speed of slices now being built with the fastest emitter-coupled logic. Moreover, it is 25% smaller than ECL versions yet contains 5 times as many gates. Power dissipation of the 920-gate MOS array is down to 3 watts, or about the same as an ECL array containing only 200 gates.

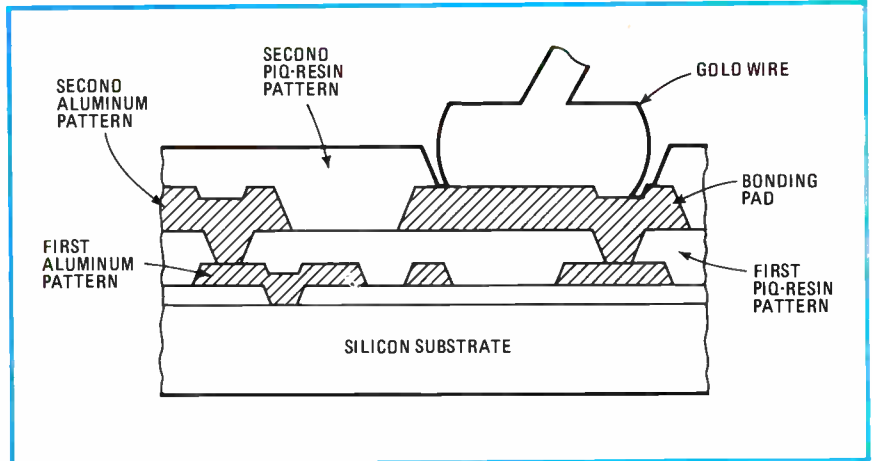
Double-diffused MOS. Mitsubishi designers turned the trick with a double-diffused MOS process that boosts performance and density. Typical speed-power products of 0.05 picojoule at 0.32-ns delays have been measured, or at least 100 times better than ECL versions operating at comparable speeds.

The use of D-MOS techniques (called diffusion self-alignment, or DSA, MOS in Japan) for memory and microcomputer applications is also under way at Mitsubishi, as well as other Japanese chip manufacturers. On the other hand, D-MOS has not yet made much of a hit with U.S. designers, who are using a scaled-down silicon-gate MOS approach to achieve similar performance. □

Packaging & production

Resin insulates bipolar IC

Buyers of Hitachi Ltd. color television sets over the past two years may not know it, but they have been in on an entirely new way of fabricating high-density linear integrated circuits. The firm has been using a temperature-resistant resin, of the type often applied as insulation to electric wire, for the insulating layer



Layers. Twin layers of polyimide resin provides insulation for two-level aluminum interconnections. Hitachi is applying the resin to bipolar TV chroma chips.

between two levels of metal interconnections on one of its chroma, or color-control, chips. It is a sharp break with tradition, since insulating layers on ICs are usually polycrystalline versions of the silicon semiconductor itself.

The material is called PIQ, for polyimide isoindroquinazoline-dione, and Hitachi is ready to sell it outside the company. With PIQ, two-level aluminum interconnections can be applied to bipolar devices and not just to metal oxide semiconductors. Till now a reliable insulating layer has been hard to form atop the bottom aluminum layer on bipolar devices. But PIQ is more flexible physically than silicon dioxide, while having about the same dielectric constant. It can be applied in a thicker layer without developing cracks as it covers the underlying pattern.

Smaller chips. The two-level interconnections possible with PIQ make for denser circuitry, because the aluminum lines may run above the active devices instead of down among them or around the periphery of the chip. So the advantage to Hitachi is a 40% reduction in the size of its chip and, hence, an increase in yield.

Hitachi actually uses two layers of its polyimide, as shown in the cross-section above. The second layer protects the top aluminum layer from corrosion. Another size-reducing factor is that the bonding pad,

instead of occupying a lot of real estate at the periphery, is right above the chip's active area. Hitachi says that with this technique it has turned out about 410,000 chroma chips that measure 2.34 by 2.36 millimeters.

The new material was developed for semiconductor applications by Hitachi Chemical Co., a subsidiary. It has much higher purity than other polyimides that are used for less critical applications like the wire insulation. Its sodium-ion concentration is less than 0.5 part per million, for instance, because current gain becomes temperature-sensitive with excess sodium concentration in the insulator.

It also operates at higher temperatures than conventional polyimides. Film held at 450°C for five hours shows no loss of thickness. Extrapolated lifetime tests indicate that devices protected by PIQ films should operate more than 100 years at temperatures as high as 300°C.

Application. PIQ is applied to wafers like photoresist—by dropping liquid material onto a wafer and then spinning it. The process can easily be automated and made part of the same automatic process sequence that dispenses resist.

As well as forming a continuous, break-free layer of the desired thickness over the underlying topography, PIQ is also free from stepping that might cause breaks in overlying metalization. Furthermore, vias for interconnection to lower metaliza-

SABRE VII

makes no compromise with quality and performance... Why should you?

No other IRIG tape recorder/reproducer gives you all these capabilities. System prices from less than \$15,000.

- Two electrically switchable tape speed ranges from 120 to 1 1/2 ips or 60 to 15/16 ips
- Direct bandwidths to 2 MHz
- FM bandwidth from DC to 500 kHz
- 10 1/2, 14 and 15-inch reels with 38.4 hours of record time
- IRIG PCM to 600 kb/s serial rate
- HDR to 4 Mb/s serial rate
- 7, 14 or 16 channel capacity
- Low flutter/TBE
- Self-contained power supply
- Both tape shuttle and loop operation available


Now have the full-capability performance you need at the lowest price. All it takes is SABRE VII, the all-band portable recorder/reproducer that handles either 1/2-inch or 1-inch tape . . . records and reproduces Direct, FM, PCM and either serial or parallel high density PCM. Easily switches between IRIG, FM bands by means of a single switch. For even more versatility, you get two bi-directional speed ranges, plus automatically-switched reproduce electronics for up to 7 tape speeds. *You get it all, and SABRE VII actually costs less than comparable systems.*

Amazing? Yes, and because of the same superior engineering, SABRE VII also controls tape speed accuracy to within $\pm 0.10\%$ and extends tape and head life through enhanced tape handling. Options include FM calibrator, remote control, voice, IRIG tape servo, rack mount kit, shuttle, sequential record and/or reproduce and anti-vibration mounts. **SABRE VII doesn't compromise with quality and performance. Why should you!**

For complete details, write or call:

Sangamo Weston, Inc.
Data Recorder Division
P.O. Box 3347
Springfield, IL 62714
TEL: (217) 544-6411

SANGAMO WESTON
Schlumberger



Circle 49 on reader service card


Give your next great design idea the quality connector it deserves.

For example:

Miniature Circular Connectors — high quality at commercial prices in polycarbonate, quick disconnect, high-contact-density



connectors that go just about anywhere. From computers and medical instrumentation where the compactness and reliability are essential — to marine and automotive use, especially where ruggedness, corrosion resistance and low cost are desired.

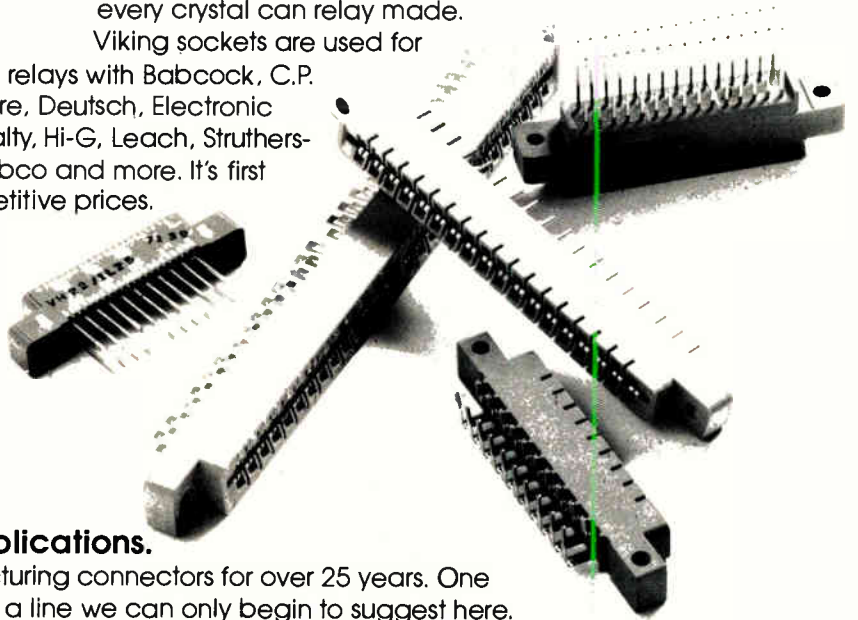


Relay Sockets — for just about every crystal can relay made.

Viking sockets are used for relays with Babcock, C.P. Clare, Deutsch, Electronic Specialty, Hi-G, Leach, Struthers-Dunn, Wabco and more. It's first quality at competitive prices.

Printed Circuit Board Connectors

— one of the broadest quality lines available. Contact centers range from 0.50 through .156, from 6 to 210 contacts, all contact designs including low insertion force, economical selective gold plating, and miniatures, to name a few.



Special products for special applications.

We've been designing and manufacturing connectors for over 25 years. One result is our broad, deep connector line — a line we can only begin to suggest here. Another important result is our custom design and production capabilities with special experience in underwater, geophysical exploration and marine applications.

For full details, call our nearest representative.



Viking Industries, Inc., 9324 Topanga Canyon Blvd., Chatsworth, Ca. 91311, U.S.A. — Telephone: (213) 882-6275 — TWX 910-494-4912

New Zealand:
Terminal Distributors Ltd.
23 Edinburgh Street
Auckland, New Zealand

Switzerland:
Egli, Fischer & Co., Ltd.
Gottthardstrasse 6, Claridenhof
8022 Zurich, Switzerland

West Germany:
Selectron GmbH
Pappenheimstrasse 7/111
8 Munich 2, West Germany

Benelux:
Bodamer International BV
Havenstraat 8A
Zaandam, The Netherlands

South Africa:
Tecnetics (Pty) Ltd.
P.O. Box 56412
Pinegowrie 2123
South Africa

United Kingdom:
Viking Industries (U.K.) Ltd.
Barton Industrial Estate
Faldo Road, Barton-le-Clay
Bedfordshire, England
MK 45-4RS

Korea:
The Yeu-Da Ltd.
CPA Box 332
Seoul, Korea

Spain:
Difitronic S.A.
Provenza, 214, 5^a, 2^a
Barcelona 11, Spain

Sweden/Norway/Finland:
Gylling Teledata AB
Pepparvagan 27
S-123 05 Stockholm-Fersta,
Sweden

Italy:
Auriema Italia, SRL
Via Domenichino 19
20149 Milano, Italy

Israel:
Ira Curtis Ltd.
67 Brandeis Street
Tel-Aviv, Israel


Japan:
Daito Shoji Co., Ltd.
1-6 Kojimachi
Chiyoda-Ku, Tokyo 102,
Japan

Denmark:
Lars Vallentin Elektronik ApS
Stenlose Center ☐A
3660 Stenlose, Denmark



MITEL

Micro-processor Display Drivers



CMOS 7-SEGMENT HEXADECIMAL DECODER/DRIVER/LATCH MD4368B

DRIVES COMMERCIAL AND MILITARY LED, LCD, INCANDESCENT, FLUORESCENT AND GAS DISCHARGE DISPLAYS. THE MD4368B IS PIN-FOR-PIN WITH THE TTL9368 DEVICE, BUT OFFERS THE FOLLOWING ADDED BENEFITS:

- INCREASED RELIABILITY THRU CMOS LOW POWER (25mW TYP.) AND DELETION OF OUTPUT CURRENT LIMITING RESISTORS.
- 3 TO 18 VOLT OPERATION AND OUTPUT CURRENTS OVER 50mA PER SEGMENT.

OTHER MITEL CMOS DISPLAY DRIVERS AVAILABLE INCLUDE:

- MD4311B - 7-SEGMENT HEXADECIMAL DECODER/DRIVER/LATCH
- MD4511B - 7-SEGMENT DECIMAL DECODER/DRIVER/LATCH
- MD4330B - 30-BIT LCD DRIVER/REGISTER
- MD4055B - 7-SEGMENT LCD DECODER/DRIVER
- MD4056B - 7-SEGMENT DECODER/DRIVER/LATCH

For more information write or phone

18 AIRPORT BLVD.
BROMONT, QUEBEC, CANADA
JOE TLO
(514) 534-2321
TLX 05-267474



MITEL

Semiconductor

Electronics review

cost \$5 or \$6 per conductor meter, last year the price dropped to \$3, and now we are quoting a price of \$1 per conductor meter for multifiber, full-environment cables," he says.

Moreover, he sees that price dropping to about 10 cents per conductor meter for high-volume orders, which might come in the early 1980s from telephone and telephone-like applications. "What will really make fiber optics take off is long-distance, high-performance applications requiring high data-rate transmission," he observes. □

Consumer

Microprocessors play bigger part in toys

Last Christmas saw microprocessor-based games and toys score such major sales successes that toy makers have been encouraged to introduce still more ambitious products. New functions, particularly in the area of sound synthesis, are to be found in many of the latest items on show this week at the Annual Toy Fair in New York.

Also apparent is that all the major toy companies have now made heavy commitments either to substitute electronics for electromechanical parts in traditional products, including games, or (much more often) to develop altogether new items entirely dependent on electronics for playing features and sound effects.

Chip from TI. For example, Milton Bradley Co. of Springfield, Mass., which brought out Electronic Battleship and Comp IV games last year [*Electronics*, Aug. 18, p. 71], has come up with Simon and Star Bird this year. Simon is a tabletop game based on a Texas Instruments TMS 1000 one-chip processor, plus another chip to drive incandescent lamps and a speaker. The idea is for from one to four players to match sound and color selections generated in random sequences by the processor. The sequence in which they are to be remembered is speeded up as the game progresses. □


Star Bird is a rocket ship that makes realistic sounds of engines revving up when the ship is pointed upward and slowing when pointed downward. It also has "laser gun" sounds. The electronics consists of a single custom large-scale integrated circuit and a gravity switch that establishes the ship's attitude as up or down in order to provide the appropriate engine noises.

The Mattel Toys division of Mattel Inc., Hawthorne, Calif., started the trend in hand-held electronic games a year ago with a road race based on a Rockwell microprocessor. It has added several more since then and says demand for its hand-held toys has outrun its manufacturing capacity. And it promises two new categories of games for June, probably non-hand-held video and computer pinball games.

Also in the hand-held category and also built around a TMS 1000 is the Star Wars Electronic Laser Battle game, shown by Kenner Products Co., of Cincinnati, Ohio. Unlike the other hand-held games, in which one player vies against the computer, it is a reaction game between two players who attack and defend. It has 16 different sounds, three playing speeds, and competitive scoring. The electronics package consists of the TMS 1000 with on-chip 1,024-by-8-bit read-only memory and 64-by-4-bit random-access memory; four switches for the player controls, plus an on-off switch; two rows of six light-emitting diodes with drivers; and speakers.

Few newcomers. Also apparent at the Toy Fair is the fact that the big, traditional game and toy companies have maintained their hold on the market for electronics entries. There are few significant newcomers to the market, as was the case with calculators and digital watches.

"The main reason toy companies have held the market is that developing a good toy is a big expense. A playable product is the name of the game, and everything else, pricing included, is secondary, unlike other electronics products," says Michael Moore, assistant to the vice president of Milton Bradley. □



Your 16K ROM is already in our inventory.

Two week delivery.

We can have a 16K ROM in your hands in two weeks. Because we tear weeks of waiting out of the normal ROM prototype/production cycle. We do it by mass producing wafers—ready for final mask—so that we have them in inventory, ready for your code. It's like getting off-the-shelf delivery on a custom part. That saves you at least four weeks right there, and gives you a big jump on the competition.

With our last mask capability, we can start a new product cycle right now—instead of falling back to ground zero with a full 6 to 7 week turn-around staring us both in the face. The result: your prototype can be ready in two weeks, and you're ready to roll into production.


At Synertek, we give you choices. Whether your input media is paper tapes, punch card, EPROMs, Bipolar

ROMs, or even another 16K ROM, we can turn it around. Fast. Last mask, for a faster, less expensive production cycle.

For complete information, contact Bob Cushman at Synertek, or your local Synertek distributor, 3050 Coronado Drive, Santa Clara, Calif. 95051. Telephone (408) 984-8900. TWX. 910-338-0135.

Synertek

THE FIRST



**Now, all you need
is a battery and an idea.**

ALL THE ADVANTAGES OF CMOS TECHNOLOGY IN A UV ERASABLE PROM.

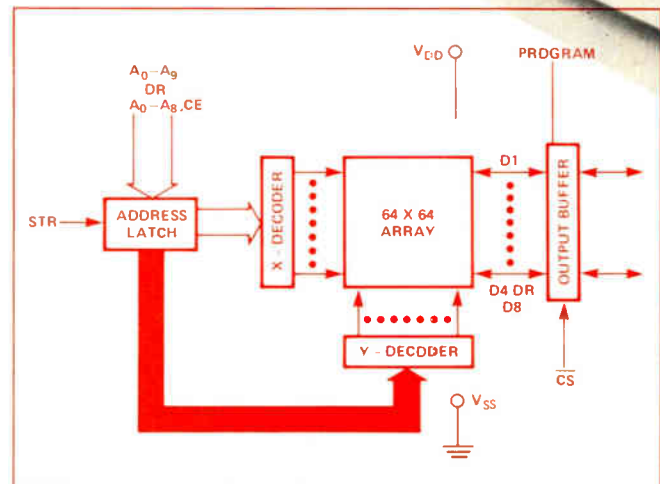
- 10 mW Total Operating Power at 1 MHz
- Single +5V power supply
- Supply voltages
 V_{DD} : 4 to 11V
- Operating temperature range:
 -40°C to $+85^{\circ}\text{C}$

PROTOTYPE YOUR SYSTEM IN CMOS.

If you're prototyping a digital system requiring fast programming turnaround, low power and a wide operating temperature range, the ultra low power UV erasable IM6603/4's are designed to fit your application. IM6603: 1024 x 4. IM6604: 512 x 8.

CMOS MEANS LOW POWER.

Whether you're prototyping a system or building production systems, CMOS means energy savings, increased reliability, and lower system cost. You not only reduce the cost of the power supply system but the associated development costs.




SINGLE +5V POWER SUPPLY.

In addition to low power advantages of CMOS, Intersil's leading technology produces the industry's only CMOS EPROM that can operate from a single +5V power supply. This combination of low power and a single +5V power supply allows the design of EPROM based systems that offer maximum flexibility in a multitude of applications.

MULTI-PURPOSE APPLICATIONS.

The IM6603/4's low power, low system cost,

CMOS EPROM



easy programming, and extremely fast reprogrammability make it ideal for all kinds of portable applications: portable data acquisition terminals, medical instrumentation, military computers, telemetry instrumentation, and, any other applications requiring low power consumption, portability, and flexibility.

DELIVERY NOW.

Intersil's UV erasable CMOS PROM's are available now.

DESIGNERS, IF YOU HAVE AN IDEA AND A BATTERY, CALL US.

Your Intersil Sales office or Stocking Intersil Distributor is listed below. They'll be happy to make the IM6603/4 available in prototyping or production run quantities. If you'd like to receive the IM6603/4 Application Notes and Data Sheet, fill in the coupon below.

INTERSIL FRANCHISED DISTRIBUTORS:

Advent/Indiana • Alliance Electronics • Arrow Electronics
CESCO • Century Electronics • Component Specialties
Components Plus • Diplomat/IPC • Diplomat/Southland
Elmar Electronics • Harvey/Binghamton • Intermark Electronics
Kierulff Electronics • LCOMP • Liberty Electronics

Circle 55 on reader service card

R.A.E. Ind. Elect. Ltd. • RESCO • Schweber Electronics
Sheridan • Zentronics

INTERSIL SALES OFFICES:

CALIFORNIA: Sunnyvale (408) 744-0618, Carson (213) 532-3544 • COLORADO: Denver (303) 750-7004
FLORIDA: Fort Lauderdale (305) 772-4122 • ILLINOIS: Hinsdale (312) 986-5303 • MASSACHUSETTS: Lexington (617) 861-6220 • MINNESOTA: Minneapolis (612) 925-1844
NEW JERSEY: Englewood Cliffs (201) 567-5585 • OHIO: Dayton (513) 866-7328 • TEXAS: Dallas (214) 387-0539
CANADA: Brampton, Ontario (416) 457-1014

INTERSIL

Digital Products—Memory
10710 North Tantau Avenue
Cupertino, CA 95014
For literature: (408) 996-5403
TWX: 910-338-0171
(800) 538-7930 (outside California)

I have an idea for the industry's first CMOS EPROM.

- Send me your literature on the IM6603/4. Send me your new 20 x 24 Shakespeare poster.

Name _____

Company _____

Address _____

City _____ State _____ Zip _____

2 Millionth Channel In Carrier Equipment To NTT

NEC marked its 2,000,000th channel delivery to Nippon Telegraph and Telephone Public Corporation (NTT) in the field of carrier transmission equipment with the recent installation of FDM channel translating equipment.

The equipment was installed at NTT's Tokyo Repeater Station and marked the 1,360,000th channel of NEC's FDM systems to be delivered to NTT in addition to 640,000 channels of PCM equipment.

NEC delivered its first FDM equipment to NTT in the 1920's and its first PCM equipment in 1965 marking the 1,000,000th channel in 1972. It took only five years for NEC to reach 2,000,000 channels.

In addition, NEC has exported FDM and PCM systems in a total amount of about 400,000 channels to more than 80 countries.



NTT engineer installs unit marking two-millionth channel of FDM and PCM systems delivered to NTT by NEC.

Austria Orders Complete Earth Station System


The Austrian Federal Ministry of Transport, headquarters of the Postal and Telegraph Administration, has ordered a complete earth station system from NEC for satellite communications.

The earth station will be designed for access to the INTELSAT V communications satellites above the Atlantic Ocean, and provide 108 high-grade international telephone circuits to and from Austria.

The contract, which was signed on a turn-key basis, calls for NEC to implement a complete standard earth station system with a 32-meter diameter dish antenna, while an Austrian-made power supply unit and antenna structure will be used.

This Austrian international gateway is expected to be built near Aflenz located about 150 kilometers southwest of Vienna.

When completed in the later part of 1979, the Austrian earth station will become the fourth international gateway built by NEC in Europe. The NEC-built earth stations in Switzerland, Yugoslavia and Rumania are now serving as international telecommunications centers for these countries.



Highlight of the Fuchu exhibition was the 60-meter long automatic mail processing system made for Brazil.

2,000 Visit Plant Exhibition

To mark completion of an automatic mail processing system for Brazil, NEC invited some 2,000 persons to see the equipment as well as other industrial systems displayed at its Fuchu Plant near Tokyo.

In addition to the 60-meter long complete mail processing system, the first of eight to be shipped to Brazil, there were many kinds of automatic mail processing machinery, the latest NC systems, an environmental pollution monitoring system, microcomputer systems for industrial use, a snow-fall detecting system, a central supervisory/control system for microwave communications networks and other equipment on display.

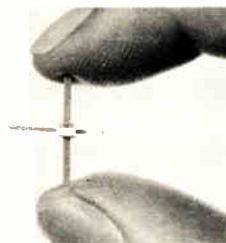
Many new electronic medical devices and systems also attracted the attention of the visitors. Among them were an electrocardiogram telemetry unit, electrocardiography system, ultrasonic tomography system, medical linear accelerator, medical computer system and special X-ray system for infants.

Breakthrough With New Transistors

NEC has successfully developed a remarkable new series of low noise microwave bipolar transistors called the NE644 and NE645, which mark significant breakthroughs in semiconductor technology.

The new transistors use self-alignment technique, a newly developed NEC device structure, to achieve higher consistency, reliability and dynamic range. A very low noise characteristic for a wide collector current range is another interesting and significant feature.

The frequency coverage is from 0.5 to 6 GHz, and the 2 GHz noise figure ranges from 1.6 dB at 7 mA, to 2 dB at 20 mA. The overall gain of 20 dB-plus, associated with a noise figure of 0.8 dB at 500MHz, will make it especially useful for cascade and IF amplifiers.



The NE644 and NE645 are available in chip form or in an 80 mil square hermetically-sealed Kovarc ceramic package.

This mighty mite is the NE644 low noise microwave bipolar transistor.

Command and Data Acquisition Station For Japan's GMS In Extensive Tests

The NEC-equipped Command and Data Acquisition Station (CDAS) of the Japan Meteorological Agency (JMA) is now undergoing extensive operation tests in conjunction with the Geostationary Meteorological Satellite (GMS), Japan's first successfully-launched application satellite.


The CDAS, built at Hatoyama, Saitama Prefecture, as part of the Global Meteorological Satellite System, is the gateway to the GMS, and is accordingly designed to receive radio signals sent from the satellite. The signals received by the CDAS are sent over a microwave link to JMA's Data Processing Center in Kiyose, Tokyo, and processed for necessary weather information. The processed data are then sent back to the GMS through the CDAS for distribution to parties in need of such information.

Built atop a hill 100 meters above sea level, the CDAS is provided with an 18-meter diameter parabolic antenna in addition to the equipment for receiving image signals from the GMS, high and low resolution facsimile equipment to distribute weather information and setups to collect meteorological data. Also, those installed in the CDAS include a command transmitter to control the GMS, telemetry equipment and measuring equipment to measure the position of the GMS.

NEC designed and manufactured all the equipment in the CDAS.

The CDAS, in conjunction with the GMS, which was also supplied by NEC, will keep a close watch over the Western Pacific area so as to provide much more accurate weather information than ever before.

The CDAS and GMS are expected to be put into service shortly.



All CDAS equipment is controlled from this console. Above is the 18-meter diameter antenna at the CDAS.



NEC booth at INTELCOM 77 in Atlanta.

NEC's Live Demonstrations Highlight INTELCOM 77

During the INTELCOM 77, the transpacific live demonstrations, conducted by NEC between Tokyo and Atlanta via the INTELSAT IV communications satellite, highlighted the first international telecommunications exposition held in the United States. NEC's transpacific demonstrations opened the door to a new kind of global communications.

The demonstrations were carried out over the ordinary telephone lines between the Tokyo booth specially provided at NEC's Central Research Laboratories and the NEC booth at the World Congress Center in Atlanta. Presided over by the masters of ceremonies at both ends, 80,000 kilometers apart, visitors at NEC's Atlanta booth enjoyed "Computerized Golf Clinic" and other transpacific shows over the special transpacific satellite on-line circuit.



Tokyo booth at NEC's Central Research Laboratories.

NEC
Nippon Electric Co. Ltd
P.O. Box 1 Takanawa, Tokyo, Japan

Washington newsletter

Two new digital techniques approved for land mobile

Two new techniques for digitizing land mobile communications have been approved by the Federal Communications Commission to become effective March 23. The first, called F3Y emission, scrambles emergency communications by police and fire departments to protect their confidentiality. **If the transmissions are intercepted by the public, they resemble static.** The second technique, called F9Y, is a new high-speed digital method of transmitting nonvoice information in all of the private land-mobile services. Both systems, the FCC says, required development of new interim emission-limitation standards to prevent adjacent channel interference.

SBS picks Harris, Fujitsu to compete for TDMA modems

Satellite Business Systems says it will choose between Harris Corp.'s Satellite Communications division and Fujitsu Ltd. of Japan as suppliers of up to 600 time-division multiple-access burst modems to be used with the SBS domestic satellite-communications system. The system is to go operational in early 1981. **The choice will be made after test and evaluation of five prototype modems** to be competitively developed by each company under two new contracts. SBS refuses to disclose the value of the two contracts, which call for prototype deliveries in 54 weeks. Included in the awards, SBS says, are firm fixed prices for optional quantities of operational TDMA modems.

Production units will be installed at earth stations on customers' premises to digitize voice, data, facsimile, and video communications traffic and transmit it in high-speed bit-stream bursts via a Hughes-built SBS satellite to other earth stations.

Sperry receives contract from Coast Guard

Sperry Rand Corp.'s Sperry division in Great Neck, N. Y., has received a \$21.5 million contract to supply integrated electronic systems for the Coast Guard's medium-endurance cutters, a new group of ships designed to patrol the 200-mile offshore fishing limits recently set by Congress. Under the contract, awarded by the Tacoma Boat Building Co., Sperry's Systems Management unit will furnish, install, test, and support the total integrated cutter electronic system for each of four ships.

The system, which is to be on the 27 cutters the Coast Guard plans to buy over the next 10 years, integrates advanced navigation and control equipment to carry out navigation and collision avoidance, steering and propulsion control, and communications, among other functions.

Prospects dim for U. S. aid to counter CB imports

The U. S. citizens' band radio industry is writing off the prospect of higher tariffs on CB imports following the 3-to-3 split by the International Trade Commission on what kind of relief to recommend to the White House for protection of American manufacturers from foreign competition. Following the ITC's initial 5-to-1 ruling that some CB import relief was needed [*Electronics*, Feb. 2, p. 57], half the commissioners recommended a 36% tariff hike next fiscal year to be followed by a 5% reduction in each of the succeeding four years. The remaining three commissioners voted only for trade adjustment assistance to industry—a proposal that was quickly rejected by industry, which derided such payments as “burial assistance.” **U. S. CB makers had sought a 50% tariff boost**, above the existing 6% level, that would have been scaled down to 40% over a five-year period. President Carter has until April to rule on what kind of aid, if any, domestic makers shall receive.

Satellite solar power: Boeing's big new thing

Ever since the end of the manned lunar program, the U. S. aerospace industry has been floundering around with no equivalent program to fully employ its resources. Now the industry, led by Seattle's Boeing Aerospace Co., is moving to change all that by urging the White House, Congress, the Department of Energy, and the National Aeronautics and Space Administration—and anyone else who will listen—to commit the country to a long-term solar-power satellite program, one that could make America independent of foreign energy supplies in the 21st Century.

The SPS concept has come a long way since it was first advanced some 20 years ago by Peter Glaser of Arthur D. Little Inc. Now, after eight years of low-level studies in industry and Government, it appears feasible to assemble in space a rectangular photovoltaic grid 35 miles square. Two microwave transmitters would beam its 10 million kilowatts of power to earth stations, there to be reconverted into electricity and fed into the power grid.

Just plain engineering

Given the recent advances in photovoltaics, which Boeing and other SPS advocates contend will be delivering electricity for close to 4 cents per kilowatt-hour by the early 1990s, power satellites will not require technological breakthroughs. Instead, their challenge is no more than that of "a massive engineering job," smiles Ralph Nansen, Boeing's solar power program manager. He sees the program's greatest stumbling block as psychological, what he calls "concept shock."

Satellites the size of cities and the weight of battleships seem impossible now. So does the idea of four or more daily launches of huge reusable space freighters to transport men and materials into space to assemble an SPS system. It will be a long, hard job convincing unbelievers that SPS is not something straight out of Stanley Kubrick's fantasy "2001." But Boeing is quick to counter that the year 2001 is, after all, less than 25 years away, which is little enough time to turn such an idea into reality.

To get the first SPS system operational by 1992—the earliest possible date—industry advocates want the Government to begin an aggressive R&D program right away. Toward that end, Boeing has had introduced into the House a new bill, H.R. 10601, called the "Solar power satellite research, development and demonstration program act of 1978." It calls for the appropriation of \$25 million in fiscal 1979 to set up a joint effort by DOE and NASA to accelerate

SPS studies so that they yield a space demonstration program by the mid-1980s that will cost an estimated \$3 billion.

Prospects for passage of the bill in this session are dim at best, considering that not one House heavyweight as yet supports it. Its principal sponsor is Ronnie G. Flippo, a freshman Democrat from Alabama. Arrayed against Flippo are both DOE and NASA, who must hew to the White House line favoring near-term energy solutions by increased spending on development of existing resources like coal and natural gas.

Nevertheless, Boeing and the other aerospace and electronics companies involved in earlier SPS studies should continue to push the concept for the long term. The roster of involved companies is an impressive one, including such names as Raytheon, Grumman, Westinghouse Electric, McDonnell Douglas, Garrett, General Dynamics, Martin Marietta, General Electric, Hughes, Rockwell International, and Varian Associates.

Present guesstimates are that a single, giant SPS satellite could cost \$80 billion over a 14-year period by the time it became operational. That figure turns many people off until they recognize that America spent \$45 billion on foreign energy buys in 1977 alone, and the price of oil is still going up. SPS advocates contend that power satellites could last 100 years or more with proper maintenance, with the initial cost being amortized after just 30 years.

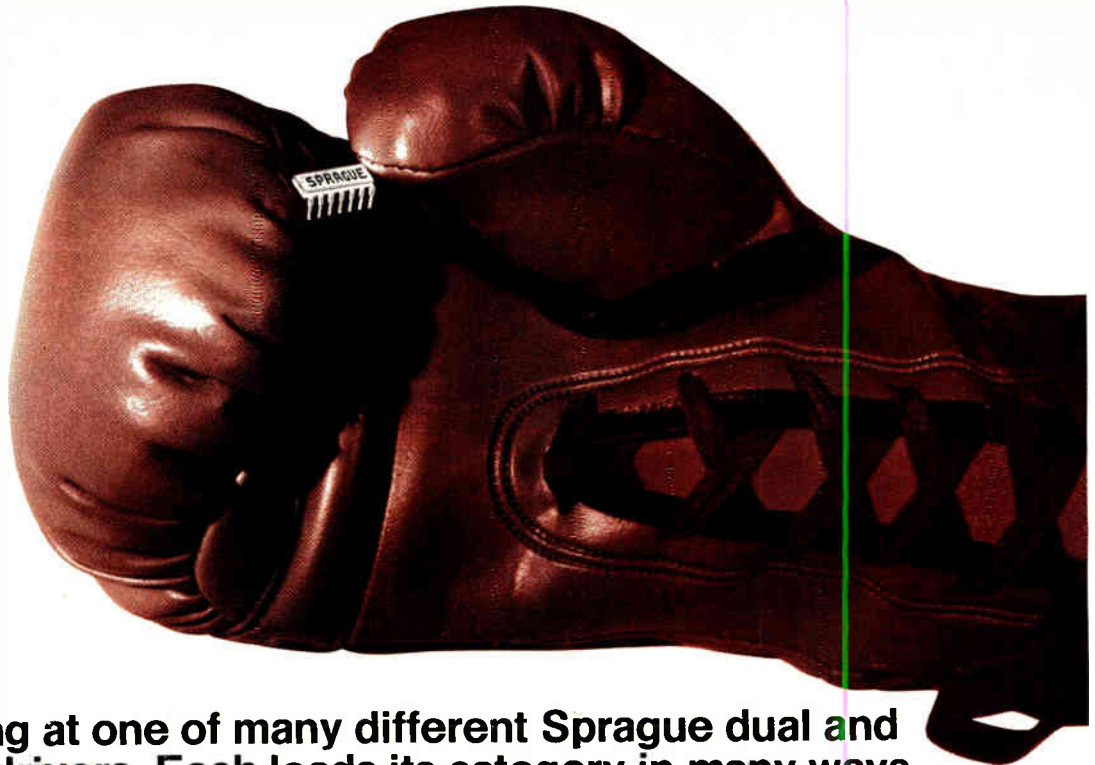
The cost of inaction

What happens if SPS is not developed? By Boeing's arithmetic, the national energy bill between 1995 and 2025 will exceed \$1 trillion. Thus they reason that "the cost not to develop satellite solar power is greater than the cost to develop it." That argument may seem specious to some listeners, but they cannot reject the fact that SPS would promote domestic economic stability by keeping power dollars and the jobs they create within the U. S. Nor can they overlook the fact that SPS systems have a distinct export potential: a satellite's microwave transmitters could after all be beamed towards ground stations in other nations needing to import energy.

The least that can be said about the SPS program is that it deserves a demonstration before it is turned aside. To reject it out of hand would not only be foolish but contrary to President Carter's promise to exploit America's enormous investment in space technology for domestic uses. Industry's job now is to convince more congressmen than Ronnie Flippo that SPS deserves a chance.

Ray Connolly

HIGH VOLTAGE CHAMP



You're looking at one of many different Sprague dual and quad power drivers. Each leads its category in many ways.

Sprague pioneered the quad power driver for peripheral loads. Sprague was first to integrate transient suppression diodes for clamping inductive loads. Sprague led the way to lower supply currents and better noise margins, lower junction temperatures, higher breakdown voltages, and higher package dissipation.

SERIES UHP-400/500 Quad Power Drivers: These original Sprague power drivers contain the four logic functions: AND, NAND, OR, NOR. Transient-protected and open collector types are available. Also featured is the choice of three voltage ratings: 40 V, 70 V, and 100 V. All types come in plastic DIP, ceramic DIP, and flat pack. The ceramic DIP and flat pack meet all requirements for high-temperature, high reliability military and aerospace programs.

SERIES UDN-5700A Quad 2-Input Power Drivers and UDN-5700M Dual Power Drivers: These recently introduced drivers include the four basic logic functions and come with an 80-volt output rating. All are compatible with MOS logic. The input logic "0" (low) current is 100 μ A (max), and the logic "1" (high) current is 10 μ A (max) at an input voltage of 30 V. This allows interface directly from most CMOS and PMOS. Recommended V_{CC} operation is 5 V \pm 5%. Transient-suppression diodes are integrated.

SERIES UDN-3600M Dual 2-Input Power Drivers: These dual drivers complement the UDN-5700 Series and are compatible with MOS logic. They are pin-for-pin replacements for Series LM3600N. Sprague types offer reduced I_{CC} (on) currents for lower power, reduced noise problems, lower junction temperature, and higher package dissipation capability, plus 80 V breakdown.

UDN-5790/5791 Quad Drivers for PIN Diodes: These new devices have a 120 V maximum output voltage! Each output is capable of switching 300 mA. These units are available in both plastic and ceramic DIP packages. They permit users of discrete or hybrid PIN interface drivers to replace present components with a reliable monolithic design. Both inverting (5790) and non-inverting (5791) types are available.

For application engineering assistance, write or call George Tully or Paul Emerald, Semiconductor Division, Sprague Electric Company, 115 Northeast Cutoff, Worcester, Mass. 01606. Tel: 617/853-5000.

For Engineering Bulletins on the types in which you are interested, write to: Technical Literature Service, Sprague Electric Company, 35 Marshall Street, North Adams, Mass. 01247.

SPRAGUE WORLD TRADE CORPORATION · 19 CHEMIN FRANÇOIS-LEHMANN · 1218 GENEVA SWITZERLAND
SALES OFFICES: AUSTRIA: ELBATEX GMBH, WIEN, TEL. 0222-869158; BENELUX: SPRAGUE BENELUX ROUSE, TEL. 055-215322; DENMARK: SEMICAP, KØBENHAVN, TEL. 01-221510; FINLAND: FIELD OY, HELSINKI, TEL. 90-6922577; FRANCE: SPRAGUE FRANCE SARL, BAGNEUX, TEL. 01-6551919; GERMANY: SPRAGUE ELEKTRONIK GMBH, FRANKFURT, TEL. 0611-439407; GREECE: EMITRON SA, ATHINA, TEL. 021-3242188; IRAN: UNITEC CO LTD, TEHRAN, TEL. 021-665782; ISRAEL: RACOM ELECTRONICS CO LTD, TEL-AVIV, TEL. 01-452151; ITALY: SPRAGUE ITALIANA SPA, MILANO, TEL. 02-479121; NORWAY: HEPRO TEKNOLOGI AS, OSLO, TEL. 02-380286; PORTUGAL: OFRAM COMPONENTES E ELECTRONICA LDA, LISBOA, TEL. 019-45313; SOUTH AFRICA: ALLIED ELECTRIC (PTY) LTD, DUNSWART, TEL. 52-8232; SPAIN: BIANCHI SA, SAN SEBASTIAN, TEL. 943-362045; SWEDEN: INTERLEKO AB, ENSKEDA, TEL. 06-492505; SWITZERLAND: TELION AG, ZÜRICH, TEL. 01-549911; TURKEY: KAPMAN KOMANIDIT, ISTANBUL, TEL. 457625; UNITED KINGDOM: SPRAGUE ELECTRIC (UK) LTD, WE'1, DRAYTON, TEL. 44627; YUGOSLAVIA: BELRAM SA, BRUKELLES, TEL. 02-7342619.

4SS-148 R1


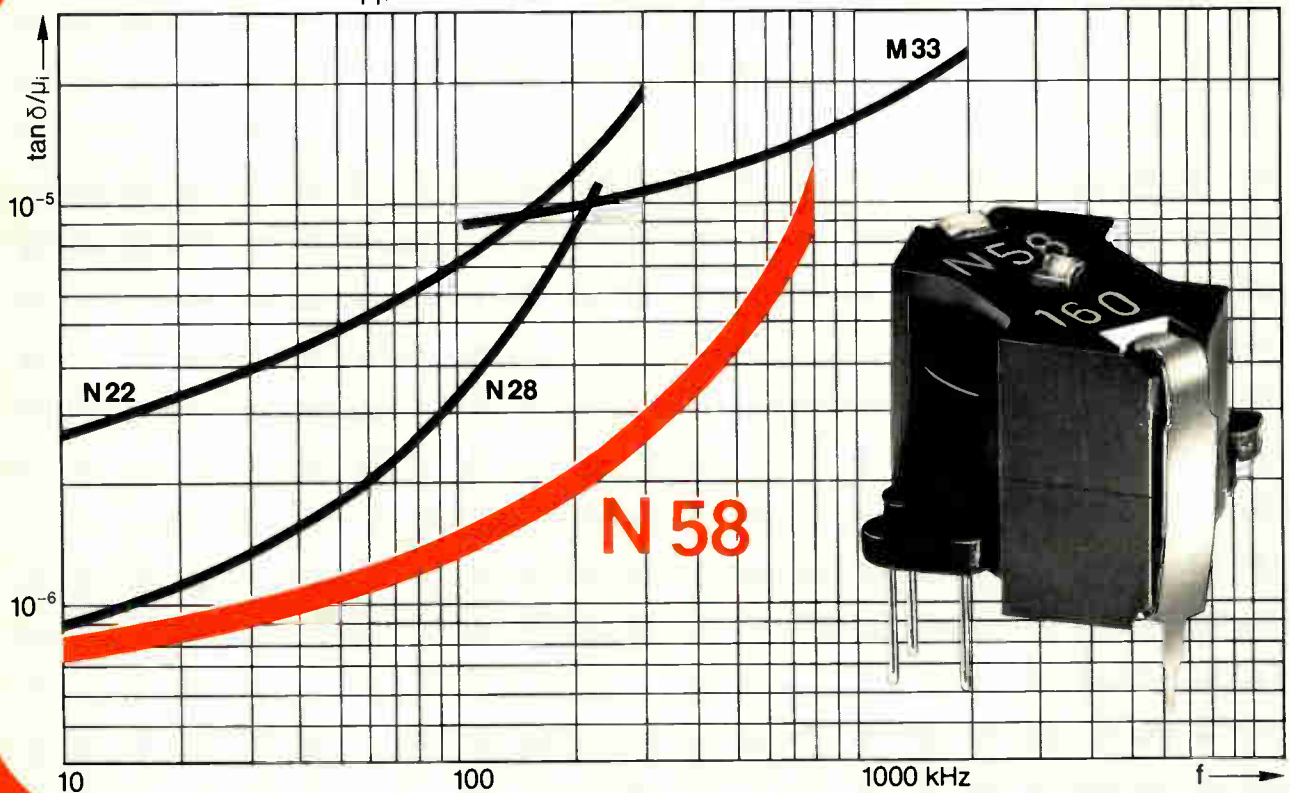


a
**General
Cable**
subsidiary

... and you thought we only make great capacitors.

Filter experts always think in curves.
They have been waiting
30 years for our N 58 curve.

Relative loss factor $\tan \delta/\mu_i$, as a function of frequency



SIFERRIT® N 58 is the core material for top-performance filter coils in the range from 100 kHz to about 1 MHz. One single fact tells communications engineers all they need to know: SIFERRIT N 58 is field-proven in supergroup through-filters for the most modern carrier frequency systems.

Thirty years ago Siemens began developing a variety of ferrite materials with the object of achieving optimum quality and stability in the various frequency ranges. Siemens now manufactures cores from over twenty SIFERRIT materials – including the most extensive line for communications filters on the market.

Not even the advances in integration and miniaturization have made ferrite cores any less indispensable in communications equipment. Siemens is therefore adding to this range of products, while continuing to set standards for selectively optimized components. SIFERRIT N 58 is a classic example.

SIFERRIT coil cores for communications

RCA. Newsmaker in Linear.

Introducing the next generation of FM-IF system LICs.

RCA's new CA3189 FM-IF system lets you offer FM buyers a whole new world of features. It goes even beyond our milestone CA3089, which still has enough pluses to satisfy most FM-IF system needs.


But maybe you're looking ahead. Designing step-up features into your product line. In that case, the CA3189 is for you. It gives you things like deviation muting built right on the chip.

Programmable RF AGC threshold. A big 4-6 dB improvement in signal-to-noise ratio. AFC drive circuit. Output signal to drive a tuning meter and/or provide stereo switching logic. All in addition to the features that made our CA3089 so popular. And all at a 3089 price.

Your distributor has it now.

The next-generation FM-IF system is already on distributors' shelves. Ready to help you design new performance features into your FM products.

For more information, contact your local RCA Solid State distributor. Or contact RCA Solid State headquarters in Somerville, NJ; Sunbury-on-Thames, Middlesex, England; Quickborn 2085, W. Germany; Ste.-Anne-de-Bellevue, Quebec, Canada; Sao Paulo, Brazil; Tokyo, Japan.



RCA Linear IC experience is working for you.

Circle 64 on reader service card

World Radio History

RCA

High-speed fax pushes a page to 28 receivers

Matsushita is the latest Japanese company to introduce a versatile high-speed facsimile system. The UF-2200 has a transmission speed of 9,600 bits per second, enabling it to send the standard, 257-by-364 mm, B4 page in 20 seconds. It achieves flexibility by compressing its digital signals for storage in an internal random-access memory before transmission and before writing at the other end. **A page, or several pages, need be read only once before being sent to as many as 28 destinations in sequence.** Also, the receiver can make two extra copies of a page during the 10-second handshake before it starts to receive the next page. Including an automatic document feed that permits transmission at low nighttime rates, the basic UF-2200 sells for \$32,500. Rival manufacturer Toshiba also has announced a high-speed fax that also can transmit sequentially to different addresses, but the floppy-disk option that makes this possible adds \$29,000 to the \$25,000 price of the Copix 9600.

Demand dropping for color TVs, CB transceivers

The restrictions on color TV exports to the U. S. are making a big dent in Japanese exports: down 15.7% to 4,422,599 last year, with a continuing decline expected. The exports of citizens' band transceivers sank even more, by 47.45% to 8,139,609. Again the cause is a diminishing American market, but industry sources think the trend may have bottomed out. **In Sweden, color TV sales will drop 17% this year, to 290,000,** estimates the radio-TV retailers group. The reason, says the group, is that 75% of all households already own or rent color sets.

Low-loss coupler looking for possible makers

A spin-off product from a European Space Agency study of single-fiber data highways for aerospace systems is a Tee coupler with a 2-dB junction loss. The British developer, Cambridge Consultants Ltd. of Barr Hill, near Cambridge, is seeking manufacturers for the device. With a diameter of 7 mm and a length of 1 cm, **it could be a key element in multiterminal systems, as it can launch light energy into, and tap energy from, the fiber highway.** Cheapness, simplicity of construction, and ease of alignment are advantages claimed for the coupler, which uses discrete components such as mirrors and lenses with no tight-tolerance requirements.

France's IC plan awaits details— and election

It appears that the French government's plan for national self-sufficiency in advanced integrated circuits will not be ready before next month's elections. The government has earmarked some \$120 million to strengthen the French IC industry over a five-year period. The money will be for development of very-large-scale ICs, a strong position in custom MOS circuits, and a commercial operation in volume MOS circuits like memories and microprocessors. **For the VLSI facet of the program, the government has tapped two French companies—**still not officially named, although one almost certainly will be Thomson-CSF. Most likely candidate for the custom MOS effort is EFCIS, a Grenoble-based company controlled by the French atomic energy agency. For the mass-production MOS operation, the government wants a joint venture between French companies and an American minority partner. Negotiations are under way, but most likely cannot be completed before the mid-March elections, if only because most major French electronics companies are slated for nationalization should the opposition leftist parties win and form a new government.

Varactor diodes have matched capacitance characteristics

Entering volume production at the Philips German subsidiary Valvo is a varactor diode that will be strong competition for other varactors in electronic tuning of TV sets. Using double ion-implanted technology, the BB109G is intended for two-band vhf (42-to-230-MHz) tuners. **Because doping processes by ion implantation can be precisely controlled and thus are highly reproducible**, the capacitance-vs-voltage characteristics in large runs of devices are very similar. This greatly simplifies tuner alignment procedures, says the Hamburg firm. The BB109G will be supplied in matched sets of 120 devices and more. The difference in capacitance between any two varactors in a set is less than $\pm 1.5\%$ over the 0.5-to-28-v tuning range, according to the firm. Quantity price will be about 17¢.

British firms add new wares to PABX market

United Kingdom telecommunications manufacturers are gearing for an assault on IBM's dominant 3750 digital solid-state private automatic branch exchange with a new generation of automated exchanges. Plessey's Private Communications and Data Systems division in Nottingham is first to the market with its PBX. These exchanges, based on the digital exchange design of Rolm Corp., Cupertino, Calif., can have from 80 to 800 extension lines, with 120 public lines. **Further development, part of a \$20 million program, will lead to a family of exchanges with a capacity of up to 4,000 extensions.** Plessey already has 13 systems installed or in the works and total orders worth nearly \$10 million. Meanwhile ITT Business Systems in Brighton has picked up its first orders, worth \$1.25 million, for three of its microprocessor-oriented Unimats. Within eight weeks, GEC Telecommunications in Coventry will launch its anglicized SL1, manufactured under license from Northern Electric of Canada.


NEC aims minicomputer at industrial control, data networks . . .

Nippon Electric Co. is venturing into new fields with its NEAC MS minicomputer built around 2903-type bipolar 4-bit-slice microprocessors. The Japanese firm is aiming the two new models at distributed-processing, industrial-control, and communications-control applications. The smaller model, costing between \$29,000 and \$416,700, will have a 700-ns-cycle-time memory that is expandable to 0.5 megabyte. **The larger model, costing between \$41,700 and \$833,300, will have a 465-ns-cycle-time memory expandable to 2 megabytes.** It will be able to access two 16-bit words at once and will offer 4-kiloword optional cache memories that cut cycle time to 150 ns per word. Shipments of both models will start in May. High-level languages provided include Cobol, Fortran, and Basic. There also is cross software from the firm's ACOS computers, for which the new models may serve as front-end network processors.

. . . as Toshiba unveils big unit for industrial control

Meanwhile, Toshiba has announced the Tosbac series 7/70 industrial-control minicomputer that features 32-bit architecture, a 1-megabyte main memory, and a 16-megabyte directly addressable memory space. **The main memory, which uses 16-k n-MOS random-access memories, has a 2-byte access time of 240 ns.** Register add and subtract time is a speedy 0.36 μ s. When deliveries begin in December, system prices will range from a \$83,300 to above \$4,150,000 for a multiprocessor installation. Although specifications rival those of large computers, operating systems and software have been announced only for industrial control.

Calculator controls measuring of radio signals and interference



Automated VHF-UHF measuring setup for 25 through 1000 MHz controlled over IEC interface bus from Tektronix desktop calculator 4051. Interactive programs for essential applications plus basic software for producing user programs. Numeric and graphic display of results on storage screen.

The VHF-UHF selective test equipment MSU with test receiver ESU 2, frequency controller and panoramic adapter meets the needs of automated and manual measurement of radio signals and interference, of lab assignments and monitoring tasks.

The calculator 4051 governs the operating, measuring and checking routines, makes computations and produces test readouts and diagrams on its screen.

Interactive programs for primary applications:

- radiomonitoring with level measurement and – for the first time – remote frequency measurement

(using a frequency counter) acc. to CCIR Report 272-3

- search program for detecting signals
- measuring signal and interfering field strength with results allowing for antenna factors
- measuring interference to MIL specs and VG standards
- measuring radio-interference in line with CISPR and VDE (calculator-controlled for the first time)
- lab chores: measuring two-port attenuation and gain, harmonics and intermodulation

For more information quote
ESU 2 calculator-controlled

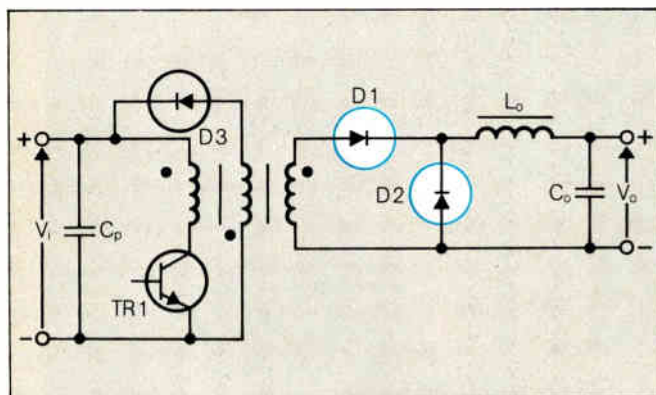
Rohde & Schwarz
Postfach 80 14 69
D-8000 München 80
Fed. Rep. of Germany

Electronic Measurements and Radio Communications. Development, manufacture, sales and service. Known for "electronic precision". Independent concern (establ. 1933), represented in 80 countries.

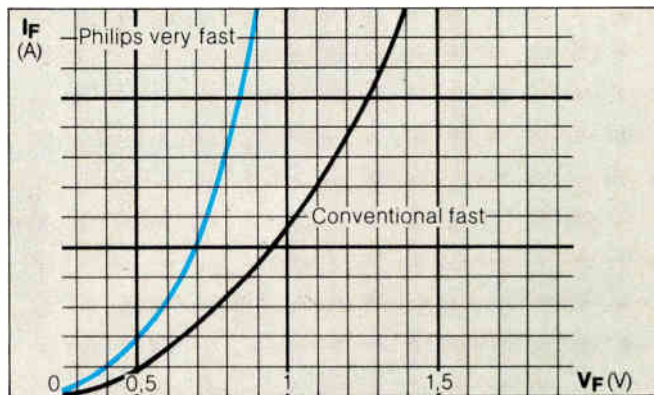


ROHDE & SCHWARZ

Very fast recovery rectifier diodes



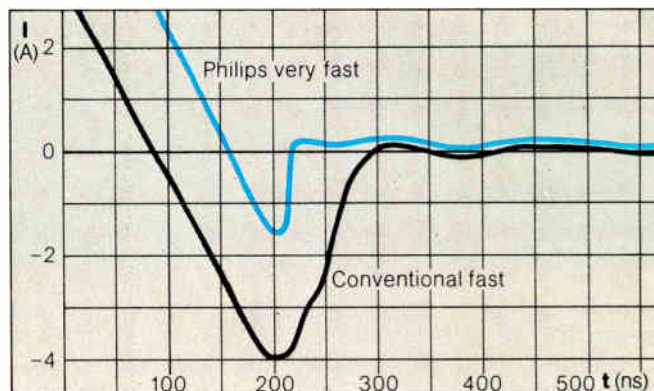
The application: high frequency switched mode power supplies (and inverters)



Benefit one: low forward voltage drop gives high circuit efficiency



The products: four new high efficiency, high reliability diodes in three V_{RRM} ranges



Benefit two: the very fast recovery provides negligible switching losses

Brief data

	BYW29	BYW30	BYW31	BYW92	
$I_{F(AV)max}$	7	12	25	35	A
Q_S	<15	<15	<20	<20	nC
V_{RRM}	50/100/150	50/100/150	50/100/150	50/100/150	V
V_F	<0.85	<0.85	<0.85	<0.95	V
t_{rr}	<35	<35	<50	<50	ns
Encapsulation	TO-220	DO-4	DO-4	DO-5	

Get the benefits of Philips very fast recovery, glass passivated rectifier diodes into your next SMPS and/or inverter design. Comprehensive product and application data available on request.

Philips Industries, Electronic Components and Materials Division, Eindhoven, The Netherlands.



Electronic Components and Materials

PHILIPS

Molybdenum-gate RAM is designed for high speed

Experimental 16-k device has capacitively coupled sense amp, dummy sense circuit, and two multiplexers

A refractory metal out of the solid-state spotlight for a while may shoulder its way back in as development continues on fine-pattern, high-speed memories. Researchers at the Musashino Electrical Communication Laboratory are pushing ahead with molybdenum-gate dynamic random-access memories. The molybdenum has approximately a hundredth the resistivity of polysilicon interconnections.

The newest device from the lab is a 16,384-bit dynamic RAM with an effective gate length of 2 micrometers. It has typical access times of 65 nanoseconds and power dissipation of only 210 milliwatts at a 170-ns cycle time [*Electronics*, Feb. 2, p. 33]. Contributing to the performance are new circuit technologies, including a dummy sense circuit, capacitively coupled sense amplifiers, and double multiplexers, as shown in the drawing.

In a 16-k memory, the molybdenum is not essential for high speed: delay in a 2-millimeter-long line is 0.2 ns, compared with 15 ns for silicon. But as memory size grows, the material can play an important role: delay in a 4-mm-long line is about 1 ns, compared with 60 ns for silicon.

Single supply. The higher work function of molybdenum gates, compared to their polysilicon counterparts, makes possible a single power supply. Musashino's experi-

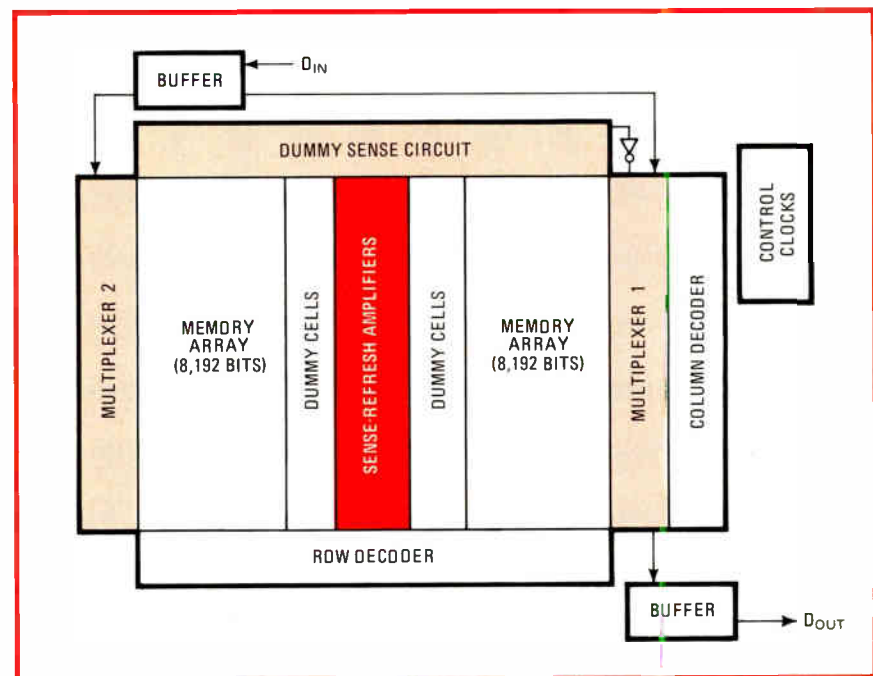
mental device was designed to use two, but with a single +5-volt supply, it has an access time under 90 ns—still a 40-ns improvement over today's fastest parts.

The design is intended as a waypoint on the march towards 65,536-bit and larger RAMs. The lab has already developed a 65-k part [*Electronics*, April 28, 1977, p. 8E], but it has one layer of molybdenum for bit lines and one layer of polysilicon for the gates and word lines. In the 16-k part, both layers are molybdenum, further speeding up operation. Process refinements now make possible the fabrication of molybdenum gates, say researchers at the lab, part of the Nippon Telegraph and Telephone Public Corp.

The RAM has a dummy sense

circuit (see drawing) that shortens access time while preventing an incorrect read operation. Other designs use a fixed delay to prevent operation of output circuits for a long enough time to permit the bit lines to reach a stable value. The delay is several times the minimum to compensate for processing variations, power-supply variations, etc., adding 5 to 10 ns to access time.

In the molybdenum device, there is automatic compensation for such variations, thus significantly cutting the delay time and shortening access time by about 10%. Because of the dummy sense circuit's location, it receives the read pulse after the circuits in the sense amplifier. Its output, amplified by an inverter, goes to one input of an AND gate in



Let's get fast. Two-micrometer molybdenum gates, plus dummy sense circuit, capacitively coupled sense-refresh amplifiers, and two multiplexers, give RAM high performance.

the multiplexer. The signal from the bit line is the other input, and it has reached a stable value by the time the dummy's signal arrives.

One cycle. Capacitive coupling in the sense-refresh amplifier permits the combined operation to take place in only one clock cycle, which leads both to a 20-to-30-ns decrease in cycle time, a speedup of about 15%, and to reduced power dissipation. The amp's clock also is capacitively coupled to the two bit lines, one running in each direction from the amp through the array. It raises the

potential of the bit lines by equal amounts. Thus the potential of the line that receives the high-level signal from a cell becomes high enough for a refresh.

During a read cycle, only multiplexer 1 is used, because the signal is available to it, regardless of the location of the cell. For write operations, both multiplexers are used, and complementary signals are transferred from the input buffer to the pair of bit lines. Thus the RAM can read/modify/write with low power dissipation. □

giving improved performance over the standard setup so long as two of the chips are still working.

Matra says the 3 μ P, for Trimicro-processor, has a 99.8% chance of operating after seven years, compared with 94.6% for the two-chip redundancy approach. The probability is 0.91 that two of the three processors will be working after seven years.

The Intersil IM 6100 complementary-metal-oxide-semiconductor central processing units each have 4,096 12-bit words of memory, which contain the supervisory programs, the general-purpose routines, and local data.

There are as many as 24,000 words of user memory for applications software, held in 4,000-word blocks of 1,024-bit programmable read-only memories. The 4-k common system memory, composed of 1-k random-access memories and ROMs, holds supervisor tables, system data, and initial values. Both user and common memories are fully redundant. Matra developed the software under a contract with the French space agency, Centre National d'Etudes Spatiales.

As a program runs, each microprocessor works on a portion of it,

France

Three microprocessors for satellite control are better than two, says aerospace firm

Field service for satellites is never likely to flourish, so designers figure on redundancy, adding a backup microprocessor to the one in the control system, for example. Now Engins Matra, the major French aerospace company is going these designers one better, with a three-microprocessor approach to the control system.

The new system, still in develop-

ment, is designed "to maximize performance, minimize downtime, and allow graceful degradation in the event of failure of any of the processors," says a spokesman.

Sharing. One processor can perform the many satellite-control, diagnostic, and other functions assigned to the control system. However, the system is designed so that all three processors share the tasks,

Smile, honey, you're on Candid Camera

The time may be drawing nigh when television viewers add a new role: home production of shows. With sales of video cassette recorders growing, the Japanese firms that pioneered these units are beginning to package color TV cameras with portable VCRs [*Electronics*, Feb. 2, p. 63].

The systems are expensive. The new combination from Victor Co. of Japan, shown here in a deluxe version with a 6 \times zoom-lens camera, costs \$2,272 in Japan. For \$190 less, Victor will sell its customers a system with a fixed-lens camera but with the same electronic viewfinder. At the moment the only commercial competition is from Sony Corp., whose least expensive VCR-camera combination costs about \$3,377 with an electronic viewfinder and fixed lens. But Matsushita Electric Industrial Co. says it will undoubtedly announce a portable VCR-camera combination this year.

Potential buyers are likely to welcome the two-hour recording time of the Victor model, which is an hour more than Sony's present system. If they buy the Victor, they will discover that its camera tubes are less expensive to replace because they are two ordinary vidicons, one for luminance and one for chroma. The Sony camera uses a single tube with integrated phase separation for indexing the three colors.

Neither system is light, with the Sony weighing in at about 1 kilogram less than the Victor's almost 14 kg. Those figures are far above those for an 8-millimeter movie camera, but consumers may well figure that is a small penalty to pay for the instant-picture feature, plus longer playing time.



The new SM-Relay: Great performance in a small package.

Bifurcated changeover contacts

= high
contact reliability

Symmetrical pin configuration


= simplifies
PCB mounting

Extremely wide working range

= operating up
to 85 °C at
nominal voltage

Small height with extremely low volume

= minimum
distance
between PCBs
with high
packing density



Hermetically sealed

= resistant to
unfavourable
environmental
factors

Low operating power


= direct
driving by ICs

Optimum contact material and pressure

= low contact
resistance and
switching range
from
dry circuit
to max. 30 VA \approx

**You will find all these advantages
compressed into 1.7cm³!**

Actual size



Dimensions: 15,3 x 12,4 x 9 mm
Rated voltage: 5, 12, 24 or 48 V

The switching reliability of the SM-Relay
when used for dry circuits is comparable
with that of reed relays.


Vibration and shock resistance
exceed the values of all relays with
a similar design concept.

Take a close look at the new
hermetically sealed subminiature
relay SM and contact us for
detailed information!

ITT Components Group Europe

Standard Telephon und Radio AG
Components Division
Brandschenkestrasse 178
CH - 8027 Zurich
Phone 01 201 42 55 Telex 52595

ITT Components



FROM 400kV TO 0.5 μ V, EPIKOTE RESINS GENERATE QUALITY INSULATION.

Epikote epoxy resins from Shell Chemicals are in use in everything electrical, from power transmission insulators to semiconductor mouldings.

There's an Epikote grade for most applications.

Printed circuit laminates. Cable jointing. Insulators. Machine insulation.

Research and technical support groups at our Polymers Centre are continually reviewing the Epikote range to make sure that new applications can be met.

You can be sure of supply. Our Epikote resin capacity, already the largest in Europe, is being increased still more to meet growing demand.

Whether you're insulating 400kV or 0.5 μ V, there's an Epikote grade which can help. Your Shell company can tell you more.

EPIKOTE



Shell Chemicals

SHELL CHEMICALS FOR INDUSTRY

Resins

Epikote resins and Epikure curing agents, Cardura E10 and Veova 10 resin intermediates.

Thermoplastics

Shell Polypropylene, Carlona low density polyethylene, Shell polystyrene,* Styrocell expandable polystyrene, Carina polyvinylchloride.*

Elastomers

Cariflex TR thermoplastic rubber, Cariflex SBR, BR and IR.

Urethane Chemicals

Caradol polyols and Caradate isocyanates.

Base Chemicals

Ethylene, propylene, butadiene, dicyclopentadiene, benzene, toluene, solvent xylenes, ortho xylene, para xylene, sulphur, styrene monomer, Versatic 10, Dutrex and Shellflex grades, naphthenic acids.

Industrial Chemicals

Chemical solvents, phenol, hydrocarbon solvents, detergent alkylates and alcohols, ethylene oxide, glycols and derivatives, plasticisers and plasticiser alcohols, epichlorhydrin, glycerine.

Speciality Chemicals

Fine chemicals, antioxidants, catalysts, mining and textile chemicals, additives for lubricating oils and fuels.

*available in certain areas.



Circle 110 on reader service card

Electronics/February 16, 1978

Electronics international

final antilog stage. Then the coefficients are set up manually in the linearizer with the aid of thumb-wheel switches. In the past, this operation could take an hour or more.

Prosser has reduced the job to a 10-minute operation. As calibration measurements are made, they are keyed directly into the microprocessor, appearing in a display window as they are entered. As many as 99 points can be keyed in, but 10 readings usually are sufficient. When all the plots have been entered, the run button is set, the displays go out, and the 1802 automatically works out the polynomial coefficients and sets up the linearizer

module via a digital-to-analog converter that adjusts the multiplier current associated with each log amplifier.


Long-term calibration. Also included in the processor module is a standby battery so that the instrument remains set up from day to day once it has been calibrated by the experimenter. The development of the model 6100 was funded in part by a Department of Trade and Industry import substitution scheme. The department provided half the funds, to be paid back from subsequent sales. In developing the microprocessor program, Prosser teamed with the Electrical Science Department of Essex University. □

West Germany

Electronic cruise control for autos uses electric motor to move accelerator pedal

When drivers of Audi 5000s turn on their electronic cruise controls, they are activating an electric motor that maintains the car's speed and can accelerate it up to the desired speed. Responding to commands from an

electronic control unit (see photograph), the motor works the gas pedal. In the usual electromechanical setup, which may or may not be electronically directed, the control unit's signals drive a vacuum unit



Remembering. Audi electronic cruise control stores driver-programmed speed in RAM and uses an electric motor to control movement of the accelerator pedal.

Salon international des Composants Electroniques 3-8 avril 78 - Paris

All electronic components + measuring instruments, material and products + equipment and methods specific to the manufacture and installation of electronic components.

Further particulars and free entrance cards on request: S.D.S.A. 20 rue Hamelin
F 75116 Paris
Tél.: (33-1) 505.13.17 - Tx 630.400 F.



Don't miss it, others won't.

Circle 262 on reader service card

The First Pocket Sized AF Level Meter

Please request detailed information
in the free PM-10 colour prospectus.



Now, with the PM-10, you can stick your telephone channel transmission test set in your pocket:

- 9 x 4 x 10 cm small and 500 gram light, highly accurate but rugged and handy.
- Connect it, switch it on, read it – as easy and as simple as pie – that's the PM-10 for measuring levels.
- Level measuring -50 dBm to +10 dBm
- Three digit readout: resolution 0.1 dB
- Input impedance: 600 Ω/bridging
- Internal 820 Hz generator at two fixed levels
- Ni-Cad or dry batteries
- Battery charge condition monitor

E 7134

Wandel & Goltermann

Postbox 45 · D-7412 Eningen · F.R.o. Germany
Tel. (0 71 21) 84 41 · Telex 07 29 833/wug d

Representatives in more than 50 countries. Affiliates in:
BR Wandel & Goltermann L.A. · RIO DE JANEIRO, Tel. 275-77 99
CDN R-O-R Associates Ltd. · SCARBOROUGH Ont., Tel. 416-291-7121
F Wandel & Goltermann France · 94-RUNGIS, Tel. 6 77 67 70
GB Wandel & Goltermann U.K. Ltd. · LONDON W 3, Tel. 992 67 91
S Wandel & Goltermann AB · STOCKHOLM, Tel. 08/18 83 45
USA W & G INSTRUMENTS Inc. LIVINGSTON, N.J. Tel. (201) 994-0854



Please visit us at the Composants Electroniques, Paris, Allée H 5, from April 3-8, 1978". Circle 274 on reader service card 11E

Please visit us at the COMMUNICATIONS '78 in Birmingham, hall 4/4686 from April 4-7, 1978".

Stable bulk-wave source delivers 1 W at up to 3 GHz

by Arthur Erikson, Managing Editor, International

Heart of device is a thermostatted bulk-wave quartz delay line with a lithium-niobate transducer

Designers of microwave equipment have generally been unable to take a straightforward approach when they have needed stable solid-state sources at frequencies of 1 GHz or higher. What they have had to do, most often, is use a frequency multiplier paired with a highly stable pilot oscillator operating below the de-


sired frequency. It works, but the harmonics that accompany frequency multiplication are a bother to get rid of.

So Thomson-CSF's Electron Tubes division should find a welcome for its samples of a stable bulk-wave oscillator microwave source that can go as high as 3 GHz. The device's medium-term stability is an excellent 20 ppm over a wide temperature range, and its power output a respectable 1 w. All these characteristics are much better than those of the surface-acoustic-wave oscillators that Thomson-CSF also makes for applications up to 800 MHz.


"You can use bulk-wave oscillators directly anywhere you need a source between 1 and 3 GHz," says André Schaer, who is in charge of microwave developments for the division. Thomson-CSF has priced the bulk-wave oscillator at "around \$2,500 in small quantities. That's about the same price as an oscillator-multiplier combination, but there are no harmonics," he says. Frequencies higher than 3 gigahertz, of course, can be had by using multipliers with the harmonics problems reduced rather than eliminated.

Essentially, Thomson's new bulk-wave oscillator is a free-running Miller-effect transistor oscillator that is phase-locked to an acoustic cavity—a thermostatted bulk-wave delay line. The frequency of the oscillator tends to decrease as the phase angle of its load increases. At the same time, the impedance of the cavity varies with the oscillator frequency. For these two effects together, then, there is a precise frequency at which the oscillator will lock on to the cavity. Locked on, the oscillator has a short-term drift of 1 part in 10^9 per second and a medium-term stability of 20 ppm from -40°C to $+60^{\circ}\text{C}$. The medium-term stability of a SAW oscillator, in contrast, is 30 ppm over a narrower temperature range.

The free-running oscillator itself is nothing unusual, Schaer explains, but the bulk-wave delay line is something special. It consists of a slab of quartz crystal, AT cut and with a very thin lithium-niobate transducer soldered to one face. The fundamental frequency at which the delay line operates is set basically by the thickness of the transducer—for



Electronic aids for air-traffic control



VHF 6-channel transmitting system NU 156 (50 W, 118 to 144 MHz). Extremely high up-time of all channels through a special automatic reserve device.



The VHF direction finder PA 008 is a reliable and good-value compact system, and also highly suitable for mobile use.

Safety in aviation depends on precise electronic instruments and communications systems, areas in which Rohde & Schwarz has been gathering and using its know-how for many years. R&S equipment is flexibly modular and technologically advanced, features that guarantee the ultimate in adaptability and reliability.

■ **Automatic ATC direction finders VHF direction finder PA 002** – the medium-aperture DF for two frequencies offering high return in investment. AC or battery powered, easily transported, ideal for small landing fields.

■ **VHF compact direction finder PA 008** (above) – wide-aperture DF for twelve frequencies, for airfields.

■ **Wide-aperture DF systems PA 007** (VHF) and **PA 009** (UHF) for airports. Simultaneous and independent DF in several channels. Superimposition of

bearings on radar PPIs and transmission of bearing data over any distance.

■ **Receivers – transmitters – transceivers** (single- or multichannel) **VHF (UHF) simultaneous receiving equipments** with several receivers working on one antenna.

■ **VHF (UHF) AM transmitters** 50 (30) W and broadband.

■ **VHF (UHF) transmitting systems** with six primary and two standby transmitters governed by an automatic switchover unit (photo).

■ **VHF-UHF transmitting / receiving systems** 30 (100) W, multichannel.

■ **VHF-UHF antennas** available from Rohde & Schwarz for every need: active or passive, for transmission and reception, omnidirectional or directional, single antennas or systems.

Rohde & Schwarz
Postfach 80 14 69
D-8000 München 80
Fed. Rep. of Germany

Electronic Measurements and
Radio Communications. Development,
manufacture, sales and service.
Known for "electronic precision".
Independent concern (establ. 1933),
represented in 80 countries.



ROHDE & SCHWARZ

New products international


1 GHz, for example, the transducer is 1.7 μm thick. But a fine adjustment can be made by removing a few angstroms of material from the back of the quartz crystal by ion etching.

Operating in bulk wave, Schaefer explains, the new oscillators are 10 times more efficient than the company's SAW oscillators, drawing only 10 w from a 12-v supply for 1 w of output power. The transistor oscillator draws between 3 and 5 w; most of the rest of the power is consumed by the crystal heater and its control circuit.


Thomson-CSF, Electron Tube Division, 38 Rue Vauthier, 92100 Boulogne-Billancourt, France [441]



Logic probe JAER can detect pulses as narrow as 50 ns. Versions for use with RTL, TTL, DTL, C-MOS, and low-speed logic are available. The units use four light-emitting diodes to indicate logic levels and switching states. Kreiseder, 8200 Rosenheim, Tillystr. 10, West Germany [445]



A servo amplifier on a 100-by-172-millimeter Euro-format plug-in card contains a 220-V power supply, two power amplifiers, a gain-adjusting trimmer, and current-limiting circuitry. Beckman Components GmbH, Frankfurter Ring 115, 8000 Munich 40, West Germany [448]



The type REK push-button switch is intended for ultrasonic remote-control units for TV sets and other entertainment equipment. It can handle maximums of 250 mW, 25 mA, and 25 V dc. The switch can be soldered directly to pc boards. SEL (ITT), 8500 Nuernberg, Box 2340, West Germany [443]




The UZ46 is a six-digit 15-MHz universal counter-timer that measures frequency, period, pulse width, time intervals, and events. It has a miniature quartz-crystal-controlled oscillator, which serves as its time base. H&B, 6 Frankfurt 90, P.O. Box 900507, West Germany [446]




The type 1002 quartz oscillator is a temperature-compensated device that delivers 1 V rms at 10 MHz. It is supplied as a 50-by-70-by-35-mm module that can be soldered directly to a printed-circuit board. Dietchnik, 8041 Weng, Am Kirchfeld 2, West Germany [449]



Digital multimeter DM33 measures ac and dc voltages and currents as well as resistance. Resolutions are 100 μV , 1 μA , and 100 m Ω , respectively. The 21-range instrument has automatic zeroing and overload protection. Grundig AG, 8510 Fuerth, Kurgartenstr. 37, West Germany [444]



Connectors in the DIN-Highdensity series come with 21 to 72 pins and conform to DIN41618 and DIN41622 standards. The 21-pin unit, for example, has the same dimensions as a DIN41622 8-pin device. Amphenol-Tuchel Electronics GmbH, 8024 Oberhaching, West Germany [447]



Measuring 35 by 35 by 47 millimeters, the SKR123 industrial relay can handle 10 A at 220 V ac (50 Hz or 60 Hz). The component is supplied with attachments for wall and panel mounting. Its contact springs have a 5-mm air gap. Elesta AG, 7310 Bad Ragaz, Switzerland [450]

News from Philips

Integrated circuits • Semiconductors • Electron tubes • Components • Assemblies • Materials

MANY MOUNTING OPTIONS FOR AUDIO POWER ICs IN SIL-9 PACKAGE



The TDA1010 and TDA2611A integrated audio power amplifiers in the new single in-line 9-pin SOT-110A encapsulation with a cooling tab provide the designer with a wide choice of mounting methods. In most applications, the cooling tab can be clamped or screwed easily to an external heatsink to prevent excessive temperature rise.

The TDA1010 combines the functions of pre-amplifier (gain = 24 dB) and power amplifier (gain = 30 dB), but with separated circuits. This gives the designer more freedom in frequency response and gain variation. Thermal protection with linear reduction of pre-amplifier gain is integrated on the chip. Due to the absence of overall feedback, the stability is good and gain reduction can be obtained between both amplifiers without feedback variation. The TDA1010 has a nominal supply voltage of 14.4 V and delivers 6 W output power into a 4 Ω load, or 8 W into a 2 Ω load. This device is ideal for automobile radios, as well as mains operated equipment such as record players, table radios and recorders.

The TDA2611A, with a gain of 37 dB without external components and a supply voltage range from 6 to 35 V, is intended for use in mains powered equipment such as TV sets. It delivers 5 W into a 15 Ω load at 25 V supply voltage, or 4.5 W into an 8 Ω load at a supply voltage of 18 V, and is thermally protected. The TDA2611A has a nominal input impedance of 45 k Ω . This can be increased by bootstrapping the input with an external resistor and capacitor in series to as much as 1 M Ω , depending on component values.

Both devices require a minimum of external components, and the few which are needed can be smaller or cheaper.

CIRCLE 104 ON READER SERVICE CARD

AUDIO SWITCHING WITH BIPOLAR ICs

The TDA1028 and TDA1029 bipolar integrated circuits perform the functions of d.c. controlled audio switches. The TDA1028 behaves as two isolated 2-way, 2-pole switches, and the TDA1029 behaves as a single 4-way, 2-pole switch. Basically, the devices consist of operational amplifiers connected as impedance converters; their overall gain is unity. Control inputs for switching only need a connection to ground. Most important technical features of the new circuits are the large input signal handling capability of 5 V r.m.s., low distortion of only 0.02% at 1 kHz and 0.04% at 20 kHz, low cross-talk of -75 dB at 1 kHz and 47 k Ω source resistance between a switched-on and a switched-off input, or -90 dB between two switched-on inputs, and low

noise of only 5 μ V from 20 to 20000 Hz with a 47 k Ω source resistance. Input impedance is up to 470 k Ω .

Intended initially for hi-fi applications, the new circuits can be used for input selection (pick-up, radio a.m./f.m., tape, auxiliary), monitor switch, rumble filter, noise filter, mono/stereo switch, contour, and muting. An unscreened control wire is all that is needed to operate a switch; the end of the wire has to be grounded. This enables controls to be placed where ergonomic considerations dictate. Another important feature is that screened cable does not need to be brought to the front panel. D.C. control of audio functions enables easy application of remote control to hi-fi equipment; in automobiles, the tape playback unit can be mounted anywhere in the car with simple buttons only on the dashboard.

CIRCLE 105 ON READER SERVICE CARD

STABISTORS FOR LOW VOLTAGE CIRCUITS

Where a zener diode would be ideal, but the voltage is too low, our low voltage stabistors BZV46-C1V5 and C2V0 are the answer. Consisting of two (or three) series-connected base-emitter junctions on one planar chip, the new devices are the latest additions to our range of whiskerless diodes. They are intended for low-power clipping, level shifting, voltage stabilization, and temperature stabilization of transistor base-emitter biasing networks. Low cost is the most important feature of the stabistors which have a guaran-

teed reverse blocking voltage capability of 4 V, and low differential resistance. The BZV46-C1V5 has a forward voltage from 1.35 to 1.55 V and a differential resistance less than 20 Ω . For the BZV46-C2V0, the forward voltage is from 2.00 to 2.30 V and the differential resistance less than 30 Ω . The new diodes, which are encapsulated in a rugged SOD-27 (DO-35) package, have a total power dissipation of 250 mW up to an ambient temperature of 45 $^{\circ}$ C.


CIRCLE 106 ON READER SERVICE CARD

HEAVY DUTY EUROCARD CONNECTORS

Heavy duty Eurocard connectors F068-II have been designed for applications where high current ratings and/or wide clearances and creepage distances are necessary.

Conforming to DIN41612 and the proposed IEC standard, the F068-II series is rated at 5.5 A at 20 $^{\circ}$ C. They are designed for 19-inch single and double Eurocard formats and employ a 5.08 mm (0.2 inch) contact pitch. The F068-II series is available in DIN "Style F" with 32 and 48 contacts and "Style G" with 64 contacts.

Complementing the small-signal series of printed circuit connectors F068-I, the heavy duty series employs contact pins of brass for the male, and phosphor bronze springs for the female,



with gold on nickel plate for the contact faces. The springs of the female are reinforced with a steel spring to eliminate fatigue and maintain constant contact pressure under severe industrial operating conditions such as vibration. Extended length initial ground contact pins for the male parts are standard.

The female parts are terminated with 1 mm square pins for wire wrapping or dip soldering. The male part has 90 $^{\circ}$ dip solder pins specially shaped for easy mounting. Versions with other

ELCOMA WINS CONTRACT WORTH OVER 10 MILLION GUILDERS

We have recently secured a contract worth over 10 million guilders from the European Organisation for Nuclear Research (CERN) in Geneva for the supply and installation of four 500 kW, 200 MHz power amplifiers for their Super Proton Synchrotron. These additional amplifiers will provide enough extra radio frequency power to double the present capacity of the existing synchrotron for high energy physics experiments.

The Super Proton Synchrotron, which is built in a circular tunnel 7 km in circumference at an average depth of about 40 m, currently operates at a level of 400 GeV (400 thousand million electron volts). The new amplifiers, which will be delivered during 1979, will enable the Super Proton Synchrotron to be used more efficiently.

Each of the 500 kW power amplifiers will employ 17 tubes of the YL1530 type. These tubes are air-cooled coaxial power tetrodes of metal ceramic construction and develop approximately 37.5 kW each. ELCOMA, who is the main contractor, will supply the tubes and cavities. The anode and auxiliary power supplies which provide up to 4 MW of electrical power, as well as the control, protection and signalling systems, will be supplied by the Power Electronics Division of the Dutch company Hazemeyer B.V., Hengelo. The power amplifiers will be built and installed by Philips Telecommunication Industries in the Netherlands. R.F. couplers and connectors will be supplied by the German firm of Spinner GmbH, Munich.

The contract also provides for the supply of spare tubes by ELCOMA for a period of 10 years.

forms of terminations will become available in due course.

The combination of the F068-I for small-signal circuits and the F068-II for heavy duty applications is ideal for a wide range of instrumentation and control systems in severe environmental conditions. The connectors conform to the US flammability standard UL94 - Cat V1.


CIRCLE 107 ON READER SERVICE CARD

Philips Industries
Electronic Components and
Material Division
Eindhoven - The Netherlands



Electronic
Components
and Materials

PHILIPS




Oscilloquartz can help you cut the frequencies cake finer

Times are changing. And in more ways than one. These days you've got to get more and thinner slices out of that frequencies cake.

That's where Oscilloquartz can help with their B-1325 (24 VDC) and B-1326 (12 VDC) oven-controlled crystal oscillators. They offer the best in price for performance in OCXOs to provide a fixed frequency source.

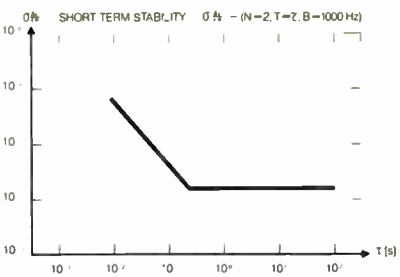
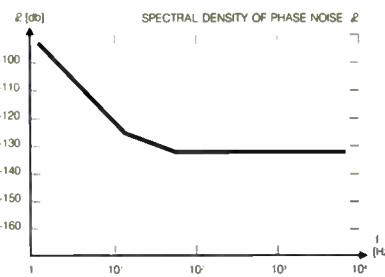
They are your economical route to spot-on performance in communications and navigation systems, applications where signal multiplication to higher frequencies is required, in synthesizers, time-code generators, counters and spectrum analyzers. Take a look at the specification. You're getting the sort of short-term stability, spectral purity and long-term aging performance formerly available only in oscillators produced for laboratory work. Yet the cost of the B-1325 and B-1326 is comfortably within the industrial-type oscillator range.

But that's not all. If you're in the communications field, you get more economic mileage out of these OCXOs. You'll need a lot fewer calibrations to stay within the increasingly stringent requirements demanded by the FCC, CCITT and government communications agencies around the world.



This is what you get for less money than you thought:

- Output frequency: 5 MHz or other close frequency
- Frequency stability:
 - Aging 5×10^{-10} /day; 1.5×10^{-7} /year
 - Over temperature range $< 6 \times 10^{-9}$ from -40°C to $+60^{\circ}\text{C}$
 - Short term stability: $\tau = 1-10$ s, $\sigma = 1 \times 10^{-11}$
- Environmental:
 - Temperature -40°C to $+60^{\circ}\text{C}$
 - Altitude 7,600 metres (25,000 feet)
 - Humidity 95% relative at 60°C
 - Vibration 1.5 to 0.5 mm peak to peak: 8 to 50 Hz
 - Shock 50 G/9 ms (all axis)
- Dimensions: 50x51x116.5 mm (2x2x4.6 ins)



Then there is the rest of the Oscilloquartz range. It doesn't matter whether you are looking for a clock oscillator, TCXO, OCXO or a 1×10^{-11} cesium frequency standard, we can supply you with the frequency source best adapted to your particular application.

Member of the Ebauches Group
 **OSCILLOQUARTZ SA**
 A step ahead... in time.

CH-2002 Neuchâtel 2, Switzerland
 Tel.: 038 25 85 01 — Telex: 35 315



SUPERIOR TO-5 RELAYS

New from **Hi-G**



Have documented performance extending well beyond Mil-spec requirements.


Qualified to Mil-R-39016, these relays are designed for Industrial and Commercial, as well as Military applications.

They offer high packaging density low power consumption, low heat dissipation and

extraordinary performance

ALL TO-5 RELAYS ARE NOT EQUAL!

Hi-G d'Italia spa
Corso della Repubblica, 340
04012 Cisterna di Latina (Italia)
Phone 96.99.666
Telex 62412 HIG



INDUSTRIAL SOLENOIDS

- "C" Frame
- "D" Frame
- TUBULAR




- Low Cost
- Over 3000 "Off the shelf" Combinations
- Push and Pull types
- Coils from 6 to 120 VDC, 10 to 100% Duty Cycles
- Extra Long life at no extra cost

Circle 273 on reader service card


The magazine you're reading now, could be your own.

Drop off the routing list. Get your own fresh, unclipped copy mailed to your home or office. Turn to the subscription card in the back of the magazine. If somebody has beat you to it, write: Electronics, P.O. Box 430, Hightstown, N.J. 08520.

New products International



A low-frequency, low-noise, n-channel junction field-effect transistor, the 2SK130A, can be used in what is called an input-capacitorless (ICL) circuit, which can be connected directly to a moving-coil pick-up. Nippon Electric Co., 5-33-1 Shiba, Minato-ku, Tokyo 108, Japan [460]



The Thermotron TM14/2 is a vacuum-measuring instrument designed for use in semiconductor production facilities. It makes measurements from 10^{-3} millibar to 10 mbar. The unit has two recorder outputs. Leybold-Heraeus GmbH, 5 Cologne 51, P. O. Box 510760, West Germany [463]



The AS30 signal generator delivers a stable output of 200 mW from 125 kHz to 32 MHz. The unit has an 80-dB attenuator and includes a 1-kHz generator for internal modulation. Output impedance is 75 ohms. Nordmende, 2800 Bremen 44, P. O. Box 448360, West Germany [464]

Interactive VAX-11/780: A new computer system with exceptional performance...

VAX-11/780™ is a new, virtual memory, multi-user, multi-language, multi-programming, interactive computer system with extensive batch and real time response capabilities.

It is the product of many man-years of effort layered on top of more experience and more success with interactive computers than that of any other company in the world.

Digital believes the VAX-11/780 is a landmark computer system. It believes the VAX-11/780 is the beginning – of new definitions, new standards, new expectations.

Take performance. Throughput.

Quantity and quality of useful work.

VAX-11/780 will take essentially *any* size program. It has a 32-bit word length, 2 million bytes of physical memory, and more than 4 *billion* bytes of virtual addressing space.

It will operate on that program quickly. Its big cache memory yields an effective cycle time of 290 nanoseconds. With its optional floating point accelerator, it performs double precision floating point 64-bit addition in 1.4 microseconds.

It will move the data with exceptional speed. Its synchronous back-plane interconnect, which is its main

control and data path, has a bandwidth of 13.3 megabytes per second. And it checks for parity and errors on each 200 nanosecond cycle for data integrity.

And it even makes the programming efficient. Its new, powerful instruction set is a model of efficient code generation. A FORTRAN DO loop, for example, is one instruction. Calls to subroutines, and returns to the main programs combine up to 15 operations into just one instruction. And for time-critical applications, one instruction will store and another will restore the contents of all general-purpose registers simultaneously.



digital
**VAX11
780**

unmatched reliability, availability, maintainability...

By design, the interactive VAX-11/780 is the most reliable, available, and maintainable computer system of its general class that has ever been built. It is another standard against which others must be measured.

Reliability, availability, and maintainability features are found in the hardware architecture, the software architecture, the individual component and board designs, and in the cabinetry — all supported by new and improved diagnostic aids.

Objective: keep the system running. If it fails, find the fault quickly, fix it, get the machine up and running again. Protect that data.

Four hierarchical access modes protect the system information. A diagnostic console contains an LSI-11 microcomputer. Automatic consistency and error checking detect abnormal instruction uses or illegal arithmetic conditions. Integral fault detection and maintenance features detect errors on memory, on disks, keep a history of recent bus activity, detect hung machine conditions, and allow automatic restart recovery.

Parity checking for the integrity of the data is performed on the synchronous backplane interconnect, the MASSBUS and UNIBUS adaptors, memory cache, address translation buffer, microcode, and writable diagnostic control store. There are fault tolerance features. There are remote



diagnosis capabilities. There are system verification test packages. There are functional and fault isolation diagnostics.

There are operating system consistency checks, redundant recording of critical information, uniform exception handling, on-line error logging, unattended automatic restart capabilities.

There are power loss, temperature and air flow sensors, cabling located away from the modules, a modular power supply with malfunction indicators...

Circle 69 on reader service card

World Radio History

digital
**VAX11
780**

Major Features of the VAX-11/780 system

CPU 32-bit word length • Can directly address 4 billion bytes of virtual memory • User program can be up to 32 million bytes • Powerful instruction set includes integral floating point and context switching instructions • Instruction set supports 9 fundamental addressing modes with single instructions simulating entire high level language constructs • 8K byte write-through memory cache results in effective 290 nsec memory access time • Supports state-of-the-art paging memory management with 4 hierarchical protection modes each with read-write access control • 16 32-bit general-purpose registers • 32 interrupt priority levels, 16 for hardware and 16 for software • 2 standard clocks, programmable real-time and time-of-year with battery backup for automatic system restart operations • 12K bytes of writable diagnostic control store.

The Console Subsystem Intelligent microcomputer LSI-11 with 16K bytes of read-write memory and 8K bytes of ROM, floppy disk, and terminal • Optional port for remote diagnostics • Fast diagnosis, both remote and local, simplified bootstrapping, improved distribution of software updates.

Main Memory Subsystem ECC MOS memory built using 4K MOS RAM chips • Memory controller includes request buffer, increasing system throughput, eliminating most need for interleaving • Minimum memory configuration 128K bytes – maximum up to 1 million bytes per controller, two controllers allowed per system, for total of 2 million bytes physical memory.

Input/Output Subsystems Synchronous Backplane Interconnect (SBI) is main control and data transfer path. SBI capable of aggregate throughput rate of 13.3 million bytes per second • Error and parity checking every cycle for data integrity • SBI protocol uses 30 bits for address, allows both 32-bit plus parity and 64-bit plus parity data transfers • UNIBUS connected to SBI permits interfacing of general-purpose peripherals and user devices • Buffered UNIBUS adapter pathway between UNIBUS and SBI has throughput of 1.5 million bytes per second • MASSBUS connects to SBI via buffered adapter, permits interfacing high performance mass storage peripherals with parity checking • MASSBUS adapter throughput rate is 2 million bytes per second • Four MASSBUS adapters permitted per system.

Software System Designed for many applications including scientific, time-critical, computational, data processing, batch, general-purpose timesharing • Process-oriented paging for execution of programs larger than physical memory, transparently to the programmer • Memory management facilities controlled by user – can lock pages into working set, never to be paged out, or lock into physical memory, never to be swapped out • Sharing and protection at page level (512 bytes) • Four hierarchical access modes • Interprocess communication through files, shared address space, or mailboxes • System management facilities • DIGITAL command language and MCR command language provided • File and record management facility includes sequential and relative file organization, sequential and random record access • Supports Files-11 on disk structure level 2 • Program development capability includes an editor, language processors, symbolic debugger • Support provided for FORTRAN IV-PLUS/VAX and MACRO/VAX in native 32-bit mode, COBOL-11 (V3) and BASIC-PLUS-2 (V1) in compatibility mode • Scheduler is priority-ordered, round-robin/time-slicing, event driven • 32 levels of software process priority for fast scheduling • Networking capabilities are supported through DECnet for process-to-process, file access and transfer, and down-line loading • Batch facilities include job control, multi-stream, spooled input and output, operator control, conditional command branching and accounting • Command procedures are supported by command languages.

PDP-11 Compatibility Provides system-wide compatibility supporting execution of the PDP-11 instruction set (with exception of privileged and floating point instructions) in compatibility mode • Applications Migration Executive allows RSX-11M/S non-privileged tasks to run with minimal or no modification • Host Development Package allows creation and testing of RSX-11M tasks • Same data format • Same source-level programs • High level languages • Files-11 on disk structure, level 1 • RMS file access methods including ISAM • DIGITAL Command Language and the RSX-11 MCR command language.

Reliability, Availability, Maintainability Remote diagnostics by means of integrated diagnostic console permits diagnostics, examination of memory locations from remote terminal • Automatic on-line error logging • Automatic restart capabilities after power failure or fatal software error • Users continue to use system with failed hardware components • Consistency and error checking detects abnormal instruction uses or illegal arithmetic conditions • Improved packaging and cabinetry increase hardware reliability and ease of maintenance • On-line diagnostics available and run under operating system.

digital

VAX11 780

Digital Equipment Corporation
146 Main St., Maynard, MA 01754
Attention: Communication Services NR-2/2
I want to know more about Digital's VAX-11/780:

- send me your colorful, new VAX-11/780 brochure.
- send me your detailed System Summary.
- please have a Digital sales representative call me.

Name _____

Title _____

Company _____

Address _____

City _____

State _____ Zip _____

Telephone _____

Teradyne finds the practical solution.
No. 2 in a series.

Automatic Edge Control

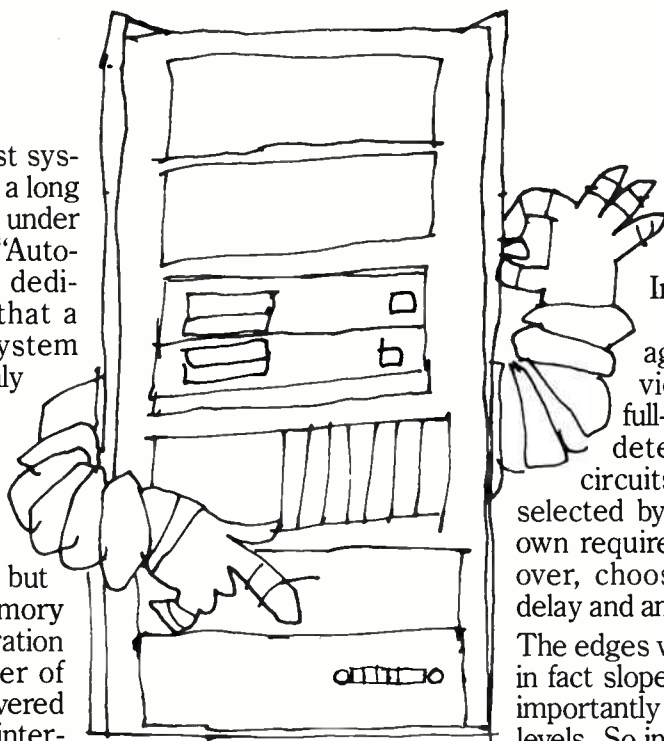
If God wanted man to calibrate, He'd have given him screwdrivers for hands.

One of the most valuable test system capabilities to turn up in a long while is something that goes under the unpretentious name of "Automatic Edge Control." It is dedicated to the proposition that a computer-operated test system ought to be called on not only to test, to manipulate test results, and so forth, but to handle its own overhead burdens to the greatest extent possible.

These burdens are anything but trivial in semiconductor-memory testing, a time-sorting operation that requires a large number of fast voltage transitions delivered at precisely calibrated time intervals. If these transitions, or "edges," are out of calibration by even a few nanoseconds, good memories will end up in the bad bin or, heaven forbid, bad devices will end up in the good bin. To a memory producer or a high-volume user of memories, the stakes are thus high enough to justify spending considerable energy to calibrate all those edges.

Until fairly recently, edge calibration meant bringing the test system down for the six or eight hours needed to hand-tweak several dozen adjustments, usually with the aid of a fast oscilloscope. This posed a dilemma: It was costly to calibrate often, but risky (in terms of test results) not to.

To solve the problem, Teradyne engineers endowed their J387 Memory Test System with the ability to calibrate its own edges automatically. The concept is simple enough: The accuracy of a built-in crystal calibrator is transferred to a comparator, and each edge to be used in the program is then automatically calibrated against the comparator. As implemented in the J387, the calibration is performed to a resolution



of 1 part in 4096, which on a 100-nanosecond range yields very fine intervals indeed.

In any measurement, resolution must be traded off against full-scale range and vice versa. In the J387, full-scale timing ranges are determined by plug-in RC circuits, with the R's and C's selected by the user to satisfy his own requirements. He may, moreover, choose one range for pulse delay and another for pulse width.

The edges we are talking about being in fact slopes, time intervals depend importantly on start and stop voltage levels. So in Automatic Edge Control

both time and voltage level are programmed, the latter to a resolution of 10 millivolts. The necessity for calibrating time with respect to given voltage levels would appear to be beyond debate (especially since device specs are written that way), yet for some reason many memory test systems do not include provision for precise voltage calibration.

Since the Automatic Edge Control program is carried out at a rate of about a second per edge, the 100 or more edges one might encounter with a 16-K page-mode part take only a couple of minutes to calibrate. Thus it is entirely feasible to start each day with a freshly calibrated system.

As we said, the whole idea here is to make the test system responsible for its own overhead. With Automatic Edge Control, the memory test system takes over one of the most critical and time-consuming of all overhead operations. The benefits—tighter guard bands, increased system uptime, elimination of human error—find their way to the bottom line pretty quickly.

TERADYNE

Memory makers brace for bubble battle

American and Japanese firms to pour out products this year as competitors for CCDs and floppy disks

by William F. Arnold, San Francisco bureau manager

Competitors in the market for magnetic-bubble memories are preparing for what looks like a real international horserace beginning in 1980. A pack of companies are preparing to challenge the early favorites, Rockwell International Corp. and Texas Instruments Inc. in the U. S. and Hitachi Ltd. in Japan. In the parade to the post are: Fujitsu Ltd. and Nippon Electric Co. in Japan [*Electronics*, April 29, 1976, p. 73]; the Plessey Co. in Britain; and Intel Corp., National Semiconductor Corp., and Signetics Corp. in the U. S. Signetics says it is coordinating a product development effort with parent Philips Gloeilampenfabrieken in the Netherlands.

This year should see a slew of products breaking from the starting gate as those semiconductor companies look for an early lead in this type of microcomputer memory. In terms of price per bit, access time, and density, magnetic-bubble memories challenge both charge-coupled-device memories, which may not turn out to be as economical as many thought, and floppy-disk systems, which are too large and too expensive for many microcomputer applications. Bubbles are "jazzy, nonvolatile, and a hell of a lot cheaper," observes James Cunningham, who heads National's new effort [*Electronics*, Feb. 2, p. 14].

Memory sizes of the emerging products range from 64,000-bit chips from Hitachi, to 1-megabit board systems from Plessey, to the 2-megabit system due out from Rockwell. Most employ serial-loop addressing on conventional materials based on gadolinium-gallium-garnet substrates. But companies expect to

follow these memories with more exotic variations built on new configurations and possibly new materials after they crank up to high-volume production.


Although magnetic bubbles are expected to capture about 50% of the business now done by CCDs, John L. Archer, head of Rockwell's bubble program (see p. 14), thinks they will easily grab more than that. "It's questionable whether CCDs can achieve the economics necessary to compete," he says, especially "when you're looking at RAMs on one side and bubbles on the other."

National's Cunningham points out that "CCDs have to compete with other semiconductors," whereas "magnetic bubbles compete with rotating memories." And against

rotating memories, the total price of a system will be less with magnetic bubbles because there will be less memory, he declares, noting that most microcomputer systems do not need a lot of memory.

What's more, the growing number of suppliers only strengthens the market, according to Archer. "There's enough interest in bubbles that it'll be a suppliers' market, at least for the next three years," he says. Archer explains that market size can be determined by the number of suppliers. If there are many suppliers, "then it gives people a warmer feeling about using that product," he says. Considering design-in time, Archer expects high volume to begin in 1980.

In terms of product introduction,



From Texas. TI sees bubble memories such as this as ideal for data terminals, industrial process controls, point-of-sale terminals, data recorders, and portable data storage.

Don't waste money and ruin PROMs. Move up to a first-rate programmer.

What defines a first-rate programmer?


A first-rate programmer is easy to use, safe (U.L. listed), reliable, backed with a long-term warranty, and flexible enough to handle advances in PROM technology, a combination you get only with a Pro-Log programmer.

Our systems take the mistakes out of programming.

Our Series 90 PROM Programmer walks you through the programming process so there's less chance for misprogramming. Separate sockets for master and copy PROMs make it impossible to accidentally destroy a valuable master.

Vendor-approved programming, full portability, free 2-year warranty.

Using vendor-approved PROM personality modules, Pro-Log's field-proven programmers program every major MOS and bipolar PROM. They also program generic PROM families and do gang programming.



They weigh less than 20 pounds so they go where you need them. And they're backed by the longest warranty in the industry, 2 full years parts and labor.

A first-rate programmer is economical, too.

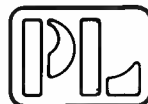
A complete Series 90 consists of a master control unit, a PROM personality module, and options. An M900 master control unit costs only \$1,800. An M920 PROM Duplicator master control unit costs only \$1,145. Single PROM personality modules cost from \$325 to \$450. Generic modules start at \$350. Gang modules which program 8 PROMs simultaneously are \$895. All modules come U.L. listed and fit both the M900 and the M920. Options include CMOS RAM buffer (to 4K bytes), RS-232 (terminal or modem) interface, TTY, parallel interfaces, paper tape reader,

U.L. listed erase light, checksum option, and Auto-baud.*

Find out what else a truly first-rate programmer has to offer.

Call or write for a free pamphlet giving you comparison check-points. Pro-Log Corporation, 2411 Garden Road, Monterey, CA 93940. Phone (408) 372-4593.

*Trademark, Pro-Log Corporation.



PRO-LOG
CORPORATION

Microprocessors at your fingertips.

You and your career

Go west—or northeast

IEEE salary survey, which shows averages by type of job, age, product, and degree, indicates highest pay is in those areas

by Gerald M. Walker, Senior Editor

To make the highest salary, you should be an engineering manager or designer of electronic devices, living in the northeast or west and working for a company employing 100 people or less that manufactures office or business machines.

Sounds like a difficult job to find? It should be, because it exists only statistically in the newly released results of the Institute of Electrical and Electronics Engineers' 1977 salary and fringe benefits survey of its U.S. members. This survey, IEEE's third such, indicates that electrical and electronic engineers' paychecks have increased about 16.8% during the 28-month period since the last survey in 1975. In that period, the Consumer Price Index increased 15.6%, so that, on the average, the engineer is somewhat ahead of the rise in the cost of living [*Electronics*, Feb. 2, p. 48].

Covering the period from July 1976 through June 1977, the study

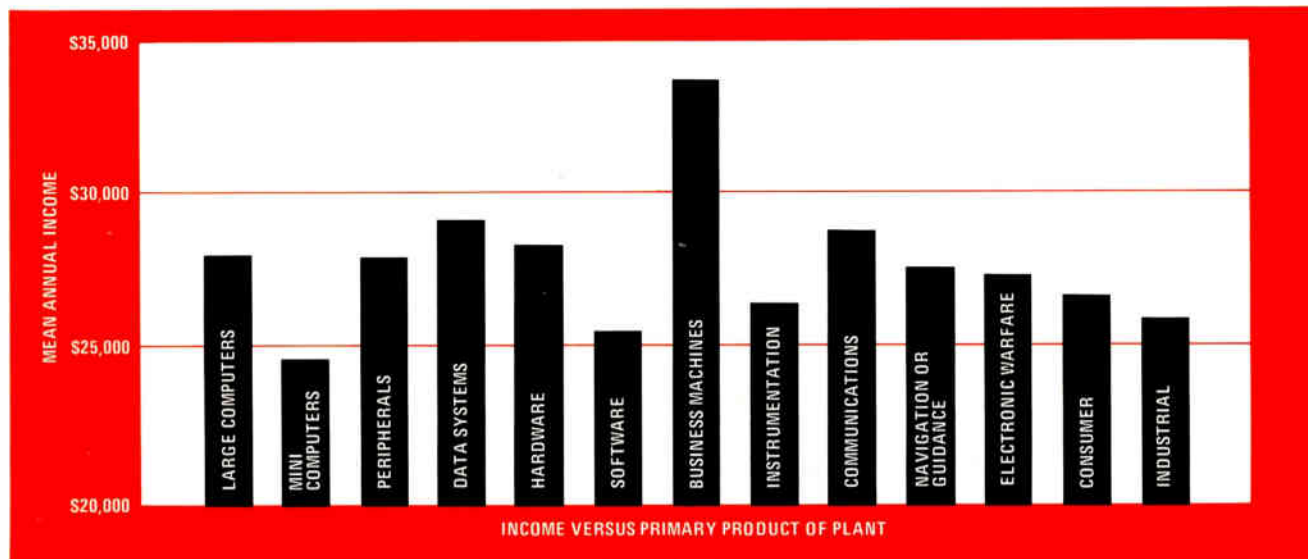
represents usable returns from 9,277 IEEE members in the U.S. resulting from questionnaires mailed to every fifth name on the institute's membership rolls. Aside from salary and fringe benefit information, the poll reveals that only 0.8% are unemployed involuntarily. In addition, more than three quarters of the respondents are employed full time in their area of primary technical competence.

No significant difference in incomes was found between members employed in their primary technical competence and those not so employed but not interested in a job change. But those not working in their areas of technical competence and available for a job change average \$4,300 to \$4,500 less than the other two groups.

Although the average annual income for all participants was \$27,496, there are a number of ways to analyze the results and get much

different averages. For example, take the "ideal" job mentioned earlier. There, the engineering manager or designer of electronic devices would make an average of \$34,628 and \$32,613, respectively. EEs in the Northeast average \$29,161, followed by \$28,535 in the Western states (IEEE's Regions 1 and 6, respectively). And engineers employed by small companies enjoy a salary advantage, having mean annual incomes of \$30,284 as against an average of \$25,847 for those in firms with 500 to 999 employees.

Where and what. The survey breaks out incomes in two major ways: by primary end products of the plant in which the respondent works, and by the specific product on which the respondent works. Thus, engineers at plants that produce office or business machines, even though they do not work directly on those products, make \$33,895 on average; EEs whose primary end products



Memories

65-k RAMs won't slight performance

Mostek, a leader in dynamic memories, is quietly planning speed, size and power specs that could surprise its competitors

by Laurence Altman, Solid State Editor

The talk of the semiconductor industry is the 65,536-bit dynamic random-access memory. Some examples of the dialogue:

- Nippon Telegraph and Telephone Public Corp., with three Japanese semiconductor manufacturers, is disclosing a 65-k design at the International Solid State Circuits Conference (see p. 116).
- Siemens AG of West Germany and American Microsystems Inc. are publicizing their plans to leapfrog the industry with v-MOS approaches.
- Texas Instruments Inc. more than 18 months ago revealed its related, double-level silicon-gate program.

The acknowledged leader in dynamic-RAM design has yet to speak. However, Mostek Corp., which captured the initiative two years ago with its now much-copied 4,096-bit 4027 and 16,384-bit 4116, has not been resting on its laurels. Under the direction of Paul R. Schroeder, director of its highly successful memory-design programs, the Carrollton, Texas, integrated-circuit manufacturer is well into an aggressive 65-k design program that could

yield a chip that offers, not only four times the density of today's 16-k designs, but also much higher performance and better system characteristics.

According to Schroeder, the trick is not to come out prematurely with a prototype chip from an oversized die that falls short in performance, nor is it to rely on designs made with untried processing that never get into high-volume production. "Today's dynamic-RAM users are too sophisticated to buy that," he maintains. "They want higher performance, lower bit costs, and proven production before they commit to a next-level design. We learned that with our 4027 4-k design, which came to market two years after the first 4-k parts came out. Being first is no longer as important as being best."

Standards. If Schroeder's 65-k program is successful, the industry may be surprised by the standards set by his design team (see table). Specifications that he is aiming at are well above those so far made public for 65-k RAMs.

Take speed. He predicts that the new 65-k devices will have access times typically much shorter than today's 150-nanosecond parts. "The 65-k data sheets may initially specify maximum access times of 150 ns, but even on the very first samples, I wouldn't be surprised if we saw access times typically under 100 ns, and many parts will range down to 50 ns," he says. "If you consider a product life cycle of four years, with the first parts entering production in 1979, then at the peak of 65-k RAM production (in the 1980-81 time frame), we should routinely be manufacturing parts at the 50-ns level."

Another item is chip size and its effect on memory costs. Schroeder sees his 65-k dynamic parts filling dice measuring approximately 30,000 square mils, or about the size of most of the industry's 16-k parts (Mostek's own 16-k die measures 22,000 mil²). That means costs and yields of the new 65-k dice should be about the same as for 16-k parts. Once high-volume production is achieved (and Schroeder agrees with everyone else that it will happen late next year), dynamic-memory bit costs will be cut by at least a factor of two or three.

Supply voltage could be another tough Mostek target for the industry to hit. "Our 65-k RAM, may well be designed for 5-volt operation, compared to the multiple positive and negative 12 and 5 v required for 16-k devices," Schroeder says. This means using on-chip substrate bias generation to eliminate the negative supply now needed for this purpose. Clearly, that makes the device much easier to use. It also frees at least one

MOSTEK'S PROPOSED 65-k DYNAMIC RAM VS 16-k

	65-k	16-k
Technology	"scaled" silicon gate	standard silicon gate
Cell design	2-level, on-chip biasing	2-level, no chip biasing
Channel length (μm)	2 to 3	5
Gate oxide thickness (angstroms)	500	1,000
Supply voltage (V)	+5	+12, ±5
Access time (ns)	50 - 150	150 - 300
Power dissipation (mW)	300	300
Chip size (mil ²)	30,000	25,000 - 30,000
Pinout configurations	300-mil, 16-pin multiplex	700-mil, 16-pin multiplex

Source: Electronics



Has your power supply vendor left you high & dry?

If you're involved in a program to replace a power supply that is no longer available or your previous supplier is no longer around or can't deliver, Powercube standard modular power circuits may be the answer.

Used for over a decade by contractors for major military and space programs, these proven 1" x 1" x 2" Cirkitblock[®] modules meet the toughest specs for size, weight, performance and environment.

We can optimize your design and save you money without getting bogged down in component selection, vendor delays or interface problems. Most Cirkitblock preregulators, power generators and output modules are available off the shelf.

Call the quick action company 617-891-1830 or circle the reader response number.



POWERCUBE[®] CORPORATION


214 CALVARY STREET, WALTHAM, MASS. 02154 (617) 891-1830
SUBSIDIARY OF UNITRODE CORPORATION

Does its broad line make Centronics' matrix printer family the best?

NO. Even though the Centronics 700 series is a continually expanding printer family—currently 9 models and a range of print speeds from 60 to 180 cps—there's

much more to it than just breadth of line. For example, there's a choice of 6 different types of forms handling capability; choice of uni- and bi-directional operation; and choice of 80 and 132-column formats. Why so much choice? It comes from the simple, highly flexible modular 700 series design that gives superior reliability, exceptional parts commonality—and competitive prices.

And like all Centronics printers, the 700 series is fully supported by the largest worldwide service organization of any printer company. For complete 700 series information write or call today. Centronics Data Computer (U.K.) Ltd., Petersham House, Harrington Road, London. Tel: 01-581 0111. Telex 8951373. Offices in Frankfurt, Paris and Milan.



CENTRONICS® PRINTERS
Simply Better

Microprocessors

16-bit wave gathering speed

With users looking for more throughput and greater accuracy, Intel, Zilog, and Motorola are poised to jump in

by Larry Armstrong, Midwest bureau manager

If the wave of the future is the 16-bit microprocessor, preparing to ride the crest are Intel Corp., Zilog Corp., and Motorola Semiconductor. The two that owe their reputations to microprocessors—Intel and Zilog—are racing to market with 16-bit machines offering the higher throughput and greater accuracy that users are beginning to demand. But both firms are steering a tricky course: device performance must be traded off for compatibility with 8-bit processors to capitalize on the ocean of 8080 software that users have developed.

The 16-bit wave almost beached some earlier efforts. Texas Instruments Inc. has been disappointed in the penetration of its two-year-old TMS9900, a 16-bit processor that

had the distinct advantage of software shared with the firm's mini-computer line. Only lately, with pared-down, yet software-compatible, 8-bit versions and upward-integrated 9900 boards, has TI seen its units start to win broader acceptance. General Instrument Corp. has carved out a niche for its standard CP1600 only by developing custom peripheral circuits for high-volume customers.

Coming together. Price has been a stumbling block, although TI points out that, on the system level, its 9900 boards sell for less than Intel's 8080 boards. But now the price gap between 8- and 16-bit processor chips is starting to narrow, and the lure of higher throughput is becoming appealing. "The 16-bit devices


will penetrate in two phases," believes Bernard Peuto, manager of computer architecture of Zilog, in Cupertino, Calif. First will come "customers who need the speed of a PDP-11/45 but can't afford a mini-computer." The second phase will be "today's 8-bit processor market."

"Once users understand what they can do with the 16-bit machine, they will want to have its greater power, more memory, and faster speed," agrees Frank Jelenko, who is microprocessor marketing manager at GI's Hicksville, N. Y., Microelectronics division.

Intel's 8086 (see p. 99), now available in sample quantities, and Zilog's Z8000, expected by mid-year, are 16-bit processors, but designed so that 8-bit software can be preserved. The compatible software provides "an easier path to the 8086," says Jeffrey Katz, manager of midrange processor marketing at Intel, in Santa Clara, Calif. "A customer won't get all the benefits of a 16-bit processor, but it's a faster way to get there," he admits.

Translating. Compatibility is at the assembly-language level: 8080 source codes must be run through a new translator and assembler, a process that makes some competitors leary. "I seriously question whether it can be done efficiently without hand coding," says one.

Motorola is taking a different, perhaps more cautious, tack toward 16-bit microprocessors. It is bridging the gap between the 8- and 16-bit machines with its MC6809, planned for later this year. The device takes advantage of 16-bit internal architecture while using the 8-bit data bus common to the rest of the firm's



Adding momentum. As if to dramatize the building wave of 16-bit microprocessors, these CP1600s from General Instrument are ready for what the firm sees as a rapid switchover.

6800 processor and peripheral family. "Most of the bucks in the next three years will go for 8-bit machines," says Gary Summers, microprocessor marketing manager at Motorola's Austin, Texas, MOS facility. "We want to retain our 8-bit identity, but the 6809 will improve our throughput and support higher-level languages." Operating codes are not compatible with the 8-bit processors, but source codes are.

The MACS. Motorola also has a true 16-bit microprocessor called MACS, for Motorola advanced computer system. It is a family of 16-bit devices optimized for different applications. "We hope to dribble out a minimum of five different chips during 1979," Summers says. The MACS microprocessors will be built with a short-channel process to get a throughput 10 times that of the 6800, he adds.

Its address bus will be 24 bits, allowing MACS to directly address up to 16 megabytes of memory. In contrast, the 9900's address space is 32 kilobytes, Intel's new 8086 will directly address 1 megabyte, and Zilog is planning 64-kilobyte and 8-megabyte versions.

National Semiconductor Corp., also in Santa Clara, which now builds both 8- and 16-bit devices, is readying a high-performance 16-bit processor apparently similar to Motorola's MACS. National, however, will divulge no details, except to say the device employs a third-generation metal-oxide-semiconductor process that the firm calls X-MOS.

Early-bird TI's response to the newcomers will be "to upgrade the 9900 to compete with the Z8000 and 8086," says Edwin S. Huber, marketing manager for the firm's 9900 family in Houston. TI's first move will come in 60 to 90 days, when it starts sampling a smaller version that boosts the 9900's performance some 30%, to about 4.5 megahertz. Huber counts the device's history among its strengths: "We've been shipping for more than two years."

He has his eye on another class of competition as well. "The closest performance equivalent to the 9900 is the [Digital Equipment Corp.] LSI-11," he says, "and I think DEC will be one of the stiffest competitors for microprocessor makers." □



COSMAC VIP

The computer you can build for the whole family to enjoy.

RCA's new low-cost Video Interface Processor lets you create and play video games, generate graphics, and develop microprocessor control functions. And it's just \$275.*

Here is an elegant computer-on-a-card. Compact. Clean. Uncluttered. Yet powerful. And the whole idea behind it is fun. For the most serious hobbyist or any member of the family who can get into the challenge, entertainment and education it offers.

The COSMAC VIP is easy to program. And has its own interpretive language to make programs simple to create.

The VIP is supplied in kit form, with a cookbook written by hobbyists for hobbyists. It contains complete instructions for assembly, set-up and operation. And it includes programs for twenty games. Some strictly fun.

Some educational. All ready to load and record into your cassette.

Then all you have to do is hook your VIP up to a video monitor or your B/W TV through an rf modulator.

The VIP (CDP18S022) is available from all locations of Arrow Electronics, Inc., Cramer Electronics, Inc., Hamilton-Avnet Electronics, Schweber Electronics Corp., and Semiconductor Specialists, Inc. And from Byte Shop, Computer Warehouse Store, Dollar Planning, Inc., Hamilton Electro Sales, Herbach & Rademan, Inc., Home Computer Center, Inc., Marketline Systems, Route Electronics, Inc., RS Electronics, Inc., and Taylor Electric Company.

For additional information call RCA Solid State at (201) 685-6943/6006.

*Suggested resale price, optional with Distributors.

RCA

Circle 85 on reader service card

The magazine you're reading now, could be your own.

Drop off the routing list. Get your own fresh, unclipped copy mailed to your home or office. Turn to the subscription card in the back of the magazine. If somebody has beat you to it, write: Electronics, P.O. Box 430, Hightstown, N.J. 08520.

Electronics abroad

Outlook in Scandinavia mostly gloomy

Sweden and Denmark look for only minuscule growth, but oil-rich Norway expects 6% rise in its GNP

by Arthur Erikson, Managing Editor, International

In Scandinavia at the moment, the more are not necessarily the merrier. For Sweden, largest of the Nordic nations, the economic outlook for the year is as gloomy as an Ingmar Bergman film. The projection for Denmark, too, is definitely somber. Norway, smallest of the three, is something else; its bunkers brimming with North Sea oil, the country figures to have the fastest-growing economy in Western Europe in the coming year.

Electronics markets, to be sure, generally grow faster than the overall economy. But with growth in Sweden and Denmark likely to run next to nil, sales of electronics equipment in Scandinavia this year certainly cannot climb a lot. After surveying the markets in the three countries last fall, *Electronics* forecasts factory sales of equipment of \$1.995 billion, up from \$1.880 billion in 1977. Since the survey tallies markets in current terms, the nominal rise of 6.1% has to be discounted for the effects of inflation, of course, and that downgrades the prospects from barely satisfactory to poor.

A quick look at the markets chart for affluent Scandinavia shows what is pulling the totals down: most of the people who want things like color television sets and hi-fi gear have them by now. As a result, the crucial consumer electronics market started to wane last year and will edge down a little more this year to some \$756 million, according to *Electronics*' survey. Happily, computers and communications equipment, the other two major markets, should wind up with respectable gains this year.

As for the components market, it

will expand 6.9%, the survey estimates. As one would suspect, sales of color-TV tubes are headed down. Semiconductor suppliers, in contrast, can count on a reasonable gain of just under 14%. That would carry the market to \$131 million.

Sweden. Although economists may quibble over tenths of percentage points, there is general agreement in Sweden that there will be little if any growth this year. The list of economic ills that plague the country includes a slump of 10% to 20% in capital investment, a small drop in consumer buying power, a deficit in the balance of trade, an acute energy problem, a high inflation rate, and unemployment. As a result, anyone predicting more than a 1% hike in the country's output of goods and services is considered a candidate for a Nobel Prize in optimism.

Sweden's electronics equipment market reflects the overall pattern. It will edge up some 4% to a little over \$1 billion, according to the forecast. Set makers face the sorriest situation. The slimming down of consumers' wallets is coming at a time when the color TV market is saturated, and there is nothing new in sight at the moment that figures to pull customers into showrooms the way TV in living color once did. Sales of consumer electronics, then, are predicted to drop \$402 million this year from the estimated 1977 figure of \$410 million.

Communications equipment makers figure to do the best. Their home market should climb a solid 12% to \$184 million. As it said it would, the state telecommunications agency Televerket has ordered the first batch of hardware—\$100 million

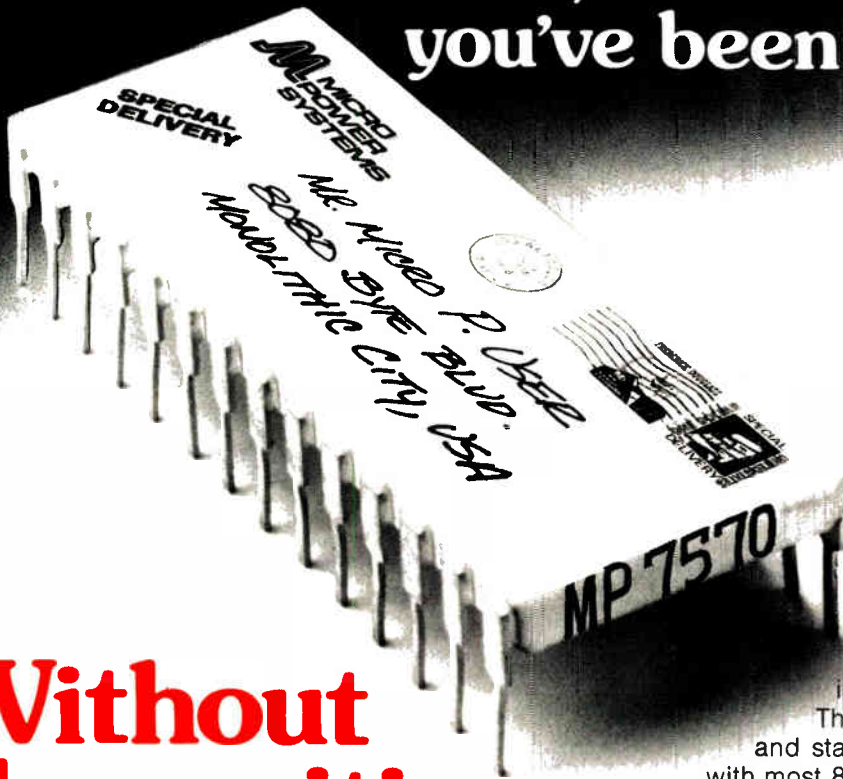
SCANDINAVIAN ELECTRONICS MARKETS FORECAST
(IN MILLIONS OF DOLLARS)

	1976	1977	1978
Total assembled equipment	1,803	1,880	1,995
Consumer electronics	782	760	756
Communications equipment	349	375	418
Computers and related hardware	423	475	527
Industrial electronics	124	132	142
Medical electronics	61	65	70
Test and measurement equipment	43	48	54
Power supplies	21	25	28
Total components	433	461	493
Passives	262	279	296
Semiconductors	102	115	131
Tubes	69	67	66

(Exchange rates: Denmark, \$1 = 6.1 kroner;
Norway, \$1 = 5.49 kroner; Sweden, \$1 = 4.79 krona)

Note: Estimates in this chart are consensus estimates of consumption of electronic equipment obtained from an *Electronics* survey made in September and October 1977. Domestic hardware is valued at factory sales, prices and imports at landed costs.

Now you can have the μ P-compatible A/D converter you've been waiting for.



Without the waiting.

The newest thing you ought to know about our MP-7570 A/D Converter circuit is its immediate availability. That means you can get it—now!

The circuit itself isn't new. It's been around for a couple of years, initially as an Analog Devices part. Its popularity is well-established, which means demand occasionally exceeds supply.

Micro Power's recently expanded production capabilities now provide a volume second-source supply for the 7570. You can design in its unique characteristics and depend on us for the delivery you need.

Functionally, the 7570 is a CMOS 10-bit A/D converter on a single chip. It uses the successive approximation principle and requires only an external comparator, reference and passive clocking components. Ratio-metric operation is inherent in the design, since an ex-

tremely accurate multiplying DAC is incorporated in the feedback loop.

The 7570 has appropriate control inputs and status outputs for convenient interface with most 8-bit or 10-bit microprocessors.

Micro Power's proprietary High-Density CMOS is employed in producing the 7570. This low-power process features an on-chip network of thin-film resistors and silicon nitride passivation to enhance reliability and long-term stability.

Listed in the table are some of the key specs and prices for the 7570 and related CMOS converters. To get more information on these and other linear CMOS products, use the coupon below.



3100 Alfred Street, Santa Clara, CA 95050

LOW-POWER CMOS CONVERTERS Three-state Logic

Type	Resolution	Non-linearity	Conversion Time	Price (100+)
7570 JD (A/D)	8-bits	N/A	20 μ sec	\$19.90
7570 LD (A/D)	10-bits	N/A	20 μ sec	\$42.00
7550 BD (A/D)	13-bits	N/A	40msec	\$24.90
7522 JN (D/A)	10-bits	8-bit	500nsec current settling time	\$13.90
7522 KN (D/A)	10-bits	9-bit		\$16.95
7522 LN (D/A)	10-bits	10-bit		\$26.10

To: Micro Power Systems, Standard Products Division
3100 Alfred Street, Santa Clara, CA 95050

Please send me technical data on these converter products: MP7570 A/D MP7550 A/D

MP7522 D/A

I have an urgent requirement. Please have a converter applications specialist phone : () _____

Name _____

Title _____

Company _____

Address _____

City/State/Zip _____

Please also send data on your linear CMOS switches and multiplexers.



The best electronic brains are still human.

In the design of new products, too often the latest microelectronic advances create a "technology beats man" mirage.

The truth is, the real difference between competing products still depends on the skillfulness with which the designer can squeeze in electronic functions while squeezing out dollar costs.

And Rockwell offers special ways to help you squeeze.

When the system solution is microelectronics, the source is Rockwell.

During design, experienced Rockwell applications engineers help you in selecting the cost effective microprocessor system or microelectronic subsystem. You choose from a broad selection of NMOS or PMOS microcomputers with 19 off-the-shelf CPUs (or we'll customize a CPU for you); one-chip or multi-chip systems; LSI MODEMS; RF amplifiers, mixers

and oscillators; mechanical and SAWD bandpass filters; and special telecom circuits.

If you're looking for high reliability packaging and improved production efficiency, you can get the advice of our hybrid or multi-layer board designers on custom packaging or products.


Once you're in production, Rockwell's high volume capabilities keep every order, big or small, moving on schedule to your plant.

Rockwell's commitment to the power of human thinking and to microelectronic squeezing has already associated us with some of the smartest electronic products: cash registers, weighing scales, accounting machines, electronic games, facsimile equipment, avionics, computers, telecom, telemetry and microwave equipment, and many other products.

And for your future, Rockwell is working on advanced devices and processes such as bubble memo-

ries, Very Large Scale Integration (VLSI), CMOS/SOS and other technologies.

Get the best electronic brains and the best human brains together on your new product. Contact C.V. Kovac, Vice President—Business Development, Electronic Devices Division, Rockwell International, P.O. Box 3669, Anaheim, CA 92803 or call (714) 632-2415.



...where science gets down to business

Plug into our information systems for more profitable electronic systems design and production.

Would you like to win more competitive bids? Find data on available state-of-the-art components and materials? Establish alternate sourcing? Find off-the-shelf components instead of creating specials? Keep current with everchanging industry and Federal codes, specs and regulations? You can—if you make the information explosion work for you instead of against you.

We can help. We're Information Handling Services, creators of VSMF® and other information retrieval systems. It's our mission to help you manage a tremendous volume of rapidly changing information. New Products. Changing specifications. New materials. Plus revisions of government and industry standards, codes, and regulations. We can give you instant access to information you'd otherwise spend hours or days researching. And we update that information as often as every 15 days.

Using two large-scale computers, we can configure an information base and retrieval system—in a variety of media—tailored to the specific needs of nearly every function in your organization. Among them: R&D, design engineering, standards, quality control, purchasing, maintenance, and more.


Unique, computer indexing methods not only enable you and your staff to quickly find products, suppliers, specs, standards, and codes quickly, but also interrelate them. For example, locate a particular product or manufacturer and you're simultaneously directed to the appropriate current regulations. And vice versa.

We can provide the documentation to assist your supplier evaluation. To design and build a product, a system and related subsystems. Then we can follow-on with the documentation necessary to maintain the system throughout its service life. Of particular interest to you are our Integrated Circuit and Semiconductor Parameter Retrieval Services, as well as our Design Engineering Service; IEEE, EIA, ASTM, NEMA, ANSI and ISO/IEC Standards Services; Military Specifications Service; and Military Standard Drawings Service.

To complement your particular style of management, we can deliver information through these and other off-the-shelf systems, or we can design and implement custom information retrieval systems in a variety of media—electronic, microform, or hard-copy.

For a free brochure describing how you can apply electronic efficiency to more profitable systems design and production, clip your business card to this ad and mail it to IHS™. Or write or call Information Handling Services, World Headquarters, 15 Inverness Way East, Englewood, Colorado 80150, USA. Phone (303) 779-0600.

For information call toll-free: 1-800-821-3424, ext. 224
(In Missouri: 1-800-892-7655, ext. 224)



Information Handling Services

An Indian Head Company

COMPUTERIZED INFORMATION RETRIEVAL SYSTEMS WITHOUT THE COST OF THE COMPUTER

009-3



A VMOS transistor, magnified 15,500 times.

VMOS packs

64K ROM in the smallest chip yet.

Nobody has ever made a semiconductor memory this dense before. By using high-density VMOS technology, we've packed 65,536 bits of fully-static ROM into a chip less than 175 mils square.

We call it the S4264. And for a ROM this big, it's no slowpoke. With a maximum cycle and access time of 400 ns, this new ROM delivers the best speed density combination you can buy.

It could only happen with VMOS. AMI's patented three-dimensional transistor etched into the silicon. This process yields circuits which are as fast as

other technologies and about half the size. And smaller chips are more cost-effective.

Our S4264's 3 MHz data rate makes it an ideal companion for your fast microprocessors. And by replacing four conventional 16K ROMs with one 5 volt S4264, you can cut your system's power consumption by at least fifty percent.

8086 microcomputer bridges the gap between 8- and 16-bit designs

by B. Jeffrey Katz, Stephen P. Morse, William B. Pohlman, and Bruce W. Revenel, *Intel Corp., Santa Clara, Calif.*


□ The Intel 8086, a new microcomputer, extends the mid-range 8080 family into the 16-bit arena. The chip has attributes of both 8- and 16-bit processors. By executing the full set of 8080A/8085 8-bit instructions plus a powerful new set of 16-bit instructions, it enables a system designer familiar with existing 8080 devices to boost performance by a factor of as much as 10 while using essentially the same 8080 software package and development tools (Fig. 1).

The goals of the 8086 architectural design were to extend existing 8080 features symmetrically, across the board, and to add processing capabilities not to be found in the 8080. The added features include 16-bit arithmetic, signed 8- and 16-bit arithmetic (including multiply and divide), efficient interruptible byte-string

operations, and improved bit manipulation. Significantly, they also include mechanisms for such minicomputer-type operations as reentrant code, position-independent code, and dynamically relocatable programs. In addition, the processor may directly address up to 1 megabyte of memory and has been designed to support multiple-processor configurations.

How it is done

The 8086's improved performance stems from a combination of process and architectural enhancements. It is the first microcomputer to be fabricated with the newly developed silicon-gate H-MOS process [*Electronics*, Aug. 18, 1977, p. 91], which gives the device 4-micrometer scaled-down metal-oxide-semiconductor



SUMMARY OF THE 8086'S GENERAL CHARACTERISTICS

Process	H-MOS, scaled n-channel depletion-load silicon-gate (same as 2147 RAM)	
Transistors	29,000	
Package	40-lead Cerdip	
Supplies	5-volt, ground	
	Standard	Selected
Clock frequency	5 MHz	8 MHz
Memory cycle time (4 clocks/cycle)	800 ns	500 ns
Access time at pins (address to data-in valid)	460 ns	295 ns

bits of a segment's address are 0s. At any given moment, therefore, the contents of four of these segments are immediately addressable.

The four addressable memory segments are called the current code segment, the current data segment, the current stack segment, and the current extra segment. These segments need not be unique and indeed may overlap. The high-order 16 bits of the address of each current segment, called the segment address, is held in one of the four dedicated 16-bit segment registers (see Fig. 2). Bytes or words within a segment are addressed using 16-bit offset addresses within the 65-kilobyte segment (Fig. 5). A 20-bit physical address is constructed by adding the 16-bit offset address to the 16-bit segment address, complete with its four low-order zero bits.

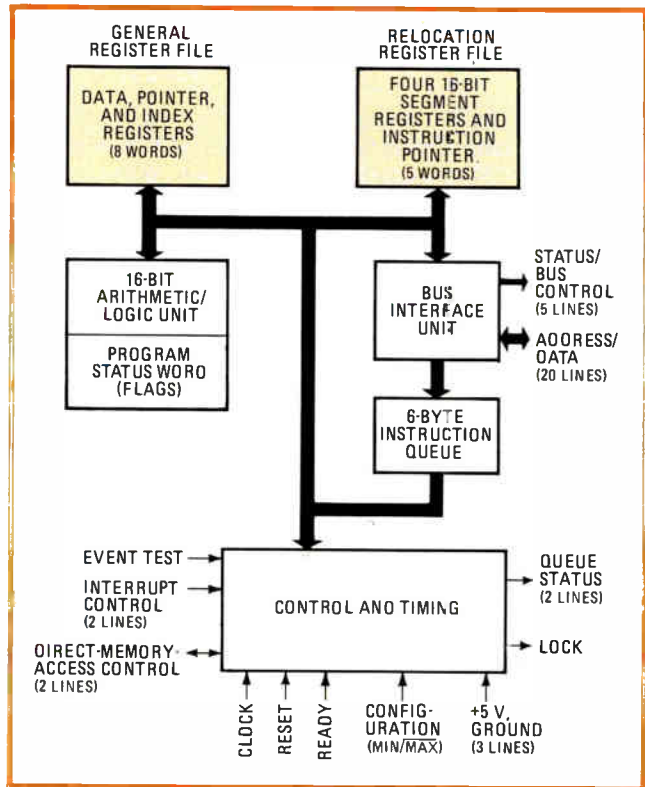
Of course, some programs may be designed not to load or manipulate the segment registers, and they are said to be dynamically relocatable. Such a program may be interrupted, moved in memory to a new location, and restarted with new segment register values.

The instruction set

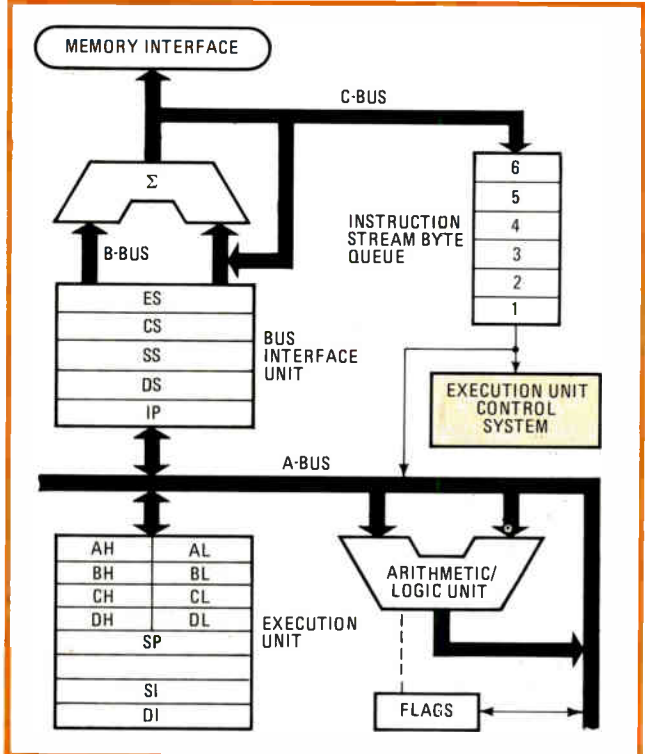
Several 8086 instructions may manipulate the four segment registers that make up the relocation register file. Most of the rest of the 8086's instruction set operates with the general register file, which contains two main sets of four 16-bit registers, as well as the 16-bit instruction pointer and the pair of 8-bit status flag registers (Fig. 6). The accumulator, base, counter, and data registers make up one set of general registers, the pointers and index registers the other set. The 8080 register set (shown tinted) is a subset of this structure.

The 8086 instruction set can address operands in several different ways. In general, operands in memory may be addressed either directly, with the 16-bit offset address, or indirectly, with base (BX or BP) and/or index (SI or DI) registers added to an optional 8- or 16-bit displacement constant. Here, if BX is used as the general-purpose data-base pointer, then the BP register may be used as a stack frame marker for efficiently supporting stack management in block-structured high-level languages like PLM-86. PLM-86 is an extension of the high-level PLM languages developed for the earlier 8080 and 8085 devices.

This two-operand technique allows memory or any



2. More processing power. The 8086 register structure is 16 bits wide internally. Additional pin functions can be supplied by time-multiplexing some pins (such as the address and data pins) and by strapping others to change the signal meaning.



3. Processing data. The 8086 has two independently controlled units: the bus-interface unit (BIU) maintains a fetch-ahead queue of instructions, which the execution unit (EU) performs. Throughput is enhanced because the BIU keeps the memory as busy as possible.

How the string-manipulation primitives operate

A typical data-format translation is a good illustration of how the 8086 microcomputer iterates with primitive, one-byte operation to produce a complex string operation. The procedure is highly efficient, as the example will show.

Suppose an input driver must translate a buffer of EBCDIC characters into ASCII and continue transferring characters until one of several different EBCDIC control characters is encountered. Suppose also that the transferred ASCII string is to be terminated with an end-of-transmission (EOT) character.

To do this, source index register SI (see Fig. 6 in text) is initialized to point to the beginning of the EBCDIC buffer. Destination index register DI is then initialized to point to the beginning of the buffer for the reception of the ASCII

characters. Next, base register BX is made to point to an EBCDIC-into-ASCII translation data table residing in memory, and count register CX is initialized to contain the length of the EBCDIC buffer (which might possibly be empty). The translation table, incidentally, should contain the ASCII equivalent for each EBCDIC character plus perhaps ASCII nulls for illegal characters. The EOT code is then inserted among those entries in the table, wherever it corresponds to the desired EBCDIC stop character.

The table shows the 8086 instruction sequence that will implement these events. It makes the efficiency of the 8086 in performing such complex operations quite obvious: the entire body of this loop requires only seven bytes of code.

Next:	JCZX	Empty	;skip if input buffer empty
	LODB	Ebcbuf	;fetch next EBCDIC character
	XLAT	Table	;translate it to ASCII
	CMP	AL, EOT	;test for the EOT
	STOB	Ascbuf	;transfer ASCII character
	LOOPNE	Next	;continue if not EOT
Empty:			

register to serve as one operand and either a register or a constant within an instruction to serve as the other operand. In these cases, the results of the two-operand operation may be directed to either of the source operands, unless one is an in-line (immediate) constant. On the other hand, single-operand operations are applicable uniformly to any operand in register or memory, with the same exception for immediate constants.

Within this instruction technique, the 8086 supplies several variations of the four basic arithmetical operations (add, subtract, multiply, and divide). Both 8- and 16-bit arithmetical operations and both signed and unsigned arithmetic are provided, standard 2's complement representation being used to distinguish signed values. In this context, addition and subtraction can be both signed and unsigned, with flag settings to distinguish between the signed and unsigned operations.

With the aid of its correction operations, the 8086 can do this arithmetic directly on unpacked binary-coded representations of decimal digits or on packed decimal representations. Standard logical operations, shift, move data, etc., are available to both 8- and 16-bit operands. Other instructions support the movement of 32-bit address objects called pointers, which consist of a 16-bit offset address and segment base address.

Also provided is a group of one-byte instructions that, besides performing various primitive operations to manipulate byte and word strings, can each be performed repeatedly when provided with a special prefix. The single-operation forms are then combined to form complex strings of operations, with their repetition controlled by special iterative operations. The effect is to

create tight, efficient loops for performing subroutines (see "How the string-manipulation primitives operate," above).

For handling program flow, two basic varieties of calls, jumps, and returns are provided—one that transfers control within the current code segment, and one that transfers control to an arbitrary code segment, which then becomes the current code segment. The 8086 supports direct and indirect transfers, both of which make use of the standard addressing modes. Intra-segment calls and jumps specify a self-relative displacement, thus allowing position-independent code.

In all, 16 conditional jumps are provided to support all common program-controlled interrupt structures. Both signed and unsigned relationships can be tested, as well as parity, overflow, and sign conditions.

Many interrupt types

In an interrupt sequence, an interrupt signal prompts the transfer of processor control to a new location in a new code segment. The 8086 memory structure supplies a 256-element table that contains pointers to these interrupt service code locations. Each element is four bytes in size, containing an offset address and a segment address for the service code location. Each element of this table corresponds to an interrupt type, and there are 256 interrupt types, or enough for even the most heavily interrupt-driven applications.

The 8086 has the ability to detect program inconsistencies, such as errors in division or overflow conditions, by means of a one-byte instruction that causes an interrupt if the condition occurs. The internal interrupt

instructions transfer the program's execution control to a checking sequence by means of operations like those done during external interrupts. Both the internal and external interrupts perform a program transfer by pushing the flag register onto the stack and then making an indirect call (of the intersegment variety) to the service routine.

Multiprocessing mechanisms

Besides handling a large variety of interrupts, the 8086 CPU has mechanisms for sharing resources and controlling access to those resources in multiprocessor applications. Such mechanisms are mostly provided by software operating systems but do require some hardware assistance. This is where the bus-locked output comes into use.

Labeled lock in Fig. 2, the output works like this. The 8086 has a special one-byte prefix that can be attached to the front of any instruction. This prefix then compels the processor to assert a bus-lock signal for the duration of the operation caused by that instruction. Meanwhile, external hardware, upon receipt of that same signal, is prohibiting other bus masters from bus access during the period of its assertion.

The instruction most likely to have such a prefix attached to it is "exchange register with memory." A simple software lock may be implemented with the following code sequence:

```

Check:  MOV  AL,1      ;set AL to 1
          (implies locked)
LOCK   XCHG Sema,AL  ;test and set lock
        TEST AL,AL   ;set flags based on AL
        JNZ  Check   ;retry if lock already set
          ;critical region
        MOV  Sema,0  ;clear the lock when done
  
```

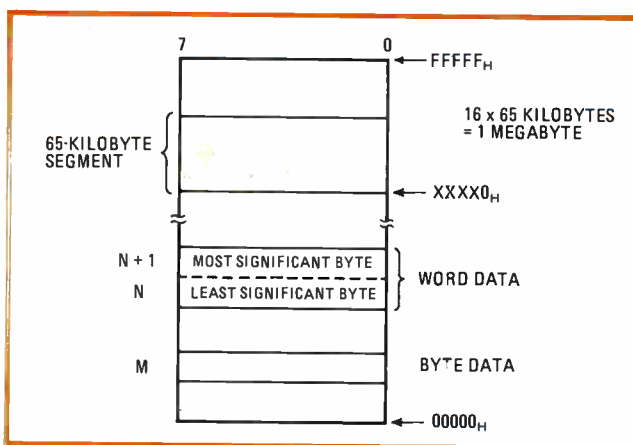
System configurations

A wide variety of system configurations can be built around the 8086 CPU. For small systems, where minimal external circuitry is needed, the 8086 may be strapped into a minimum mode, in which the microprocessor itself provides all bus control signals. In larger or Multibus systems, the strap pin may be set to the maximum mode, and the same control-signal pins take on the functions required to operate the 8288 bus controller.

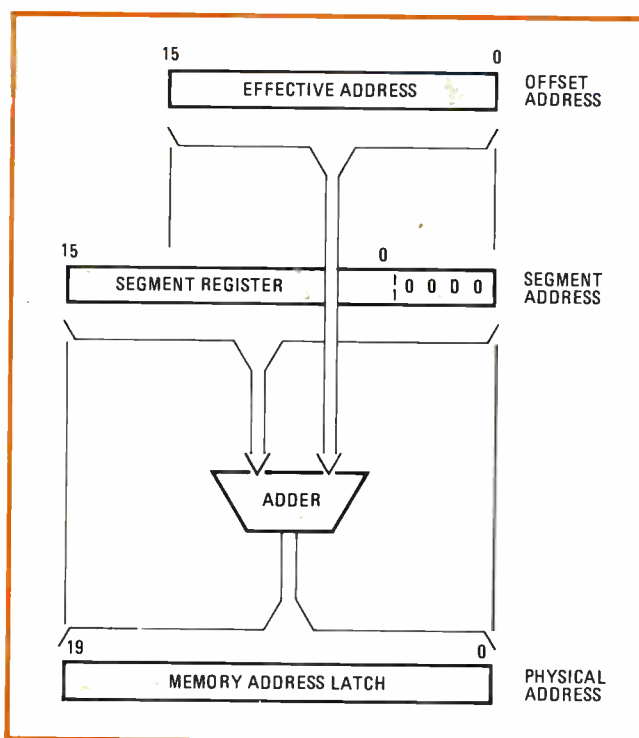
For really big systems, the MCS 86 family of components includes several new Schottky bipolar support components that maximize the CPU's ability to control many external memory and peripheral chips. There are inverting and noninverting octal latches and octal bus transceivers, a clock controller/ready synchronizer, and a bus controller that makes the 8086 compatible with the 3080 family's Multibus timing and control protocols.

The latches and transceivers have three-state controls and separate strobe or direction signals. To ease system design, they are packaged in 20-pin packages with a uniform pinout. The bus side of the parts is capable of sinking 32 milliamperes of output current for driving a wide assortment of peripheral equipment.

The clock chip includes an oscillator circuit, a Schmitt-trigger-reset detector/driver, and a ready-



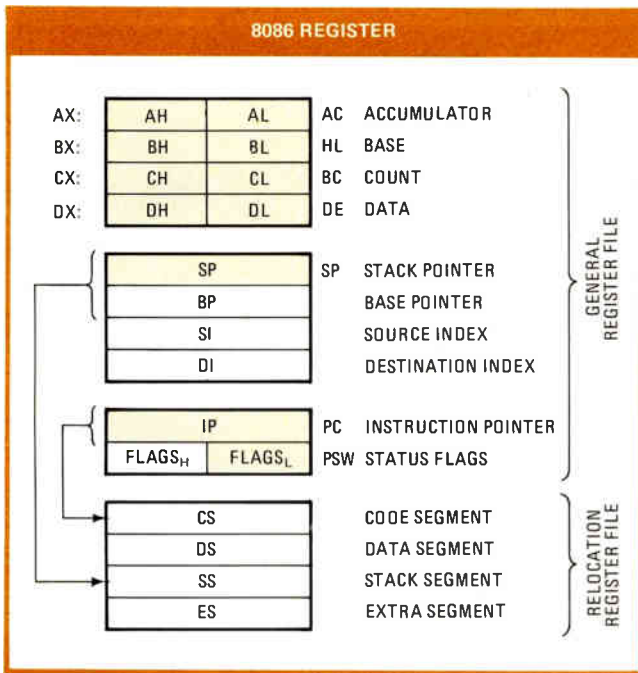
4. Memory organization. While the 8086 is made up of a sequence of 8-bit bytes, any two consecutive bytes may be paired to form a 16-bit word. Such words are grouped in four immediately addressable memory segments totalling 1 megabyte.



5. Addressing it. The 8086 memory can be thought of as an arbitrary number of segments. A byte or word within a segment is addressed with a 16-bit offset address. Adding the offset address to the 16-bit segment address creates a 20-bit physical address.

synchronizer circuit. The chip's latch, which captures the asynchronous ready signal from the system or Multibus, prevents output glitches or metastable conditions in presenting the signal to the CPU within the required timing constraints. The bus controller, used when the CPU is strapped to maximum mode, generates Multibus command signals as well as control signals for the address latches and data transceivers that are used in buffered systems.

The multiplexing technique used by the 8086 CPU for address and data resembles the one used on the 8085. Each processor bus cycle consists of at least four clock



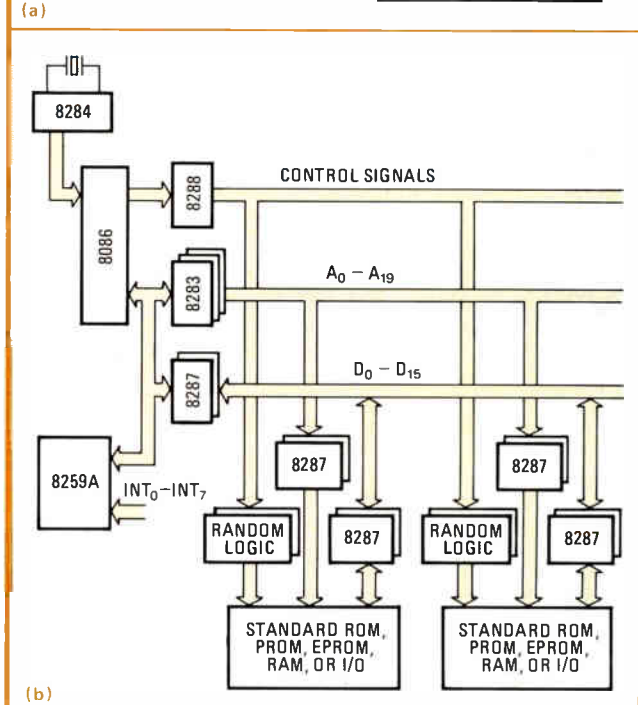
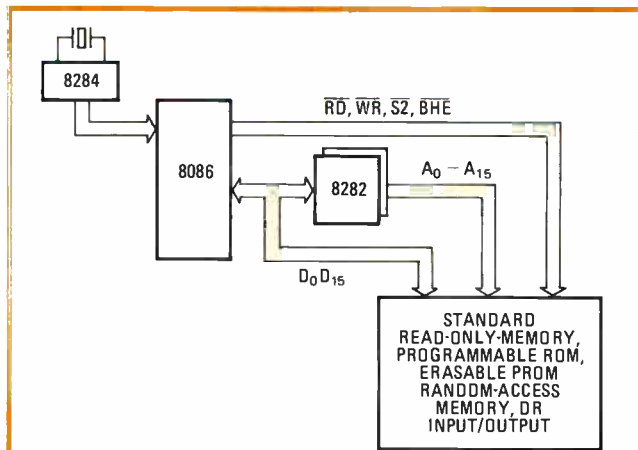
6. The registers. The 8086 register model consists of two main sets of four 16-bit registers, as well as the 16-bit instruction pointer and the pair of 8-bit status flag registers. Tinted areas indicate the subset of the registers that are to be found on the 8080 microprocessor.

cycles— T_1 , T_2 , T_3 , and T_4 . The address signals emerge from the processor during T_1 , while data is transferred on the bus during T_2 , T_3 , and T_4 . During the read operations, T_2 is used primarily for changing the direction of the multiplexed bus, and T_4 is used for terminating the present bus cycle and preparing for the start of the next bus cycle. If the addressed device gives a not-ready indication, wait states (TW) are inserted between T_3 and T_4 . Each inserted wait state has the same duration as a clock cycle.

Some sample systems

In a minimum mode system of the kind shown in Fig. 7a, the 8086 generates the control signals used by the memory and I/O devices for interacting with the address and data buses, as well as a timing signal for latching the addresses emitted during T_1 . In this configuration, as noted earlier, the access times required of memory and I/O devices for the 5-MHZ 8086 are roughly 430 ns from receipt of address and 205 ns from receipt of read or write enable. These times are about 265 ns and 130 ns respectively for 8-MHZ CPU operation. The difference between these figures and those in the table takes the addition of the address latch into account.

In the larger buffered configuration (Fig. 7b), the 8086, in its maximum mode, generates coded status information during T_1 on only some of the pins needed for producing minimum-mode control signals. Here, all that is needed is enough coded information to push an 8288 bus controller into generating Multibus-compatible control signals and timing signals for addressing latches and data transceivers. The minimum-mode control-signal pins can now take on additional functions, such as extra direct-memory-access control and bus-locking



7. Systems. When operating in the minimum mode, the 8086 needs only 11 components to form a complete system, including clock, 2 kilobytes of RAM, and 4 kilobytes of ROM (a). By adding support components, very large systems (b) can be configured.

capabilities for use in multiprocessor operations.

In buffered systems the required memory and I/O access times for 5-MHZ CPU operation are 395 ns from receipt of address and 290 ns from receipt of read command. These times are respectively about 230 ns and 150 ns for 8-MHZ CPU operation.

The bottom line of all system design is performance. Initial studies have indicated that on average an 8086-based system will perform about an order of magnitude better than an 8080A-based one. Depending on program type, execution speeds 7 to 12 times faster than 8080A speeds can be expected. At the same time, the program is typically 10% to 25% shorter. However, while there exists an 8086 instruction mapping for every 8080 instruction, and while 8080 programs may be easily transferred to the 8086, maximum 8086 efficiency does require the rewriting of certain routines. □

All-tantalum wet-slug capacitor overcomes catastrophic failure

Use of a tantalum case instead of a silver one eliminates shorts and high leakage caused by silver whiskering; hermetic seal prevents electrolyte seepage

by A. M. Holladay, *Marshall Space Flight Center, Ala.*

□ The all-tantalum wet-slug capacitor is bidding to replace the conventional wet-slug tantalum capacitor in a variety of aerospace, military, and commercial applications. Its reliability and its eventual decline in price should make it decidedly the more popular for filtering out ac components like hum in dc power supplies, storing energy in photoflash units, and generally coupling and decoupling signals.

Named after their liquid or gelled electrolyte, the devices have the highest ratio of capacitance-voltage product to volume of any capacitor. Their dc leakage is low, their dissipation factor is low, and their equivalent series resistance is low for an electrolyte device. Also, their characteristics remain relatively stable over a broad temperature range.

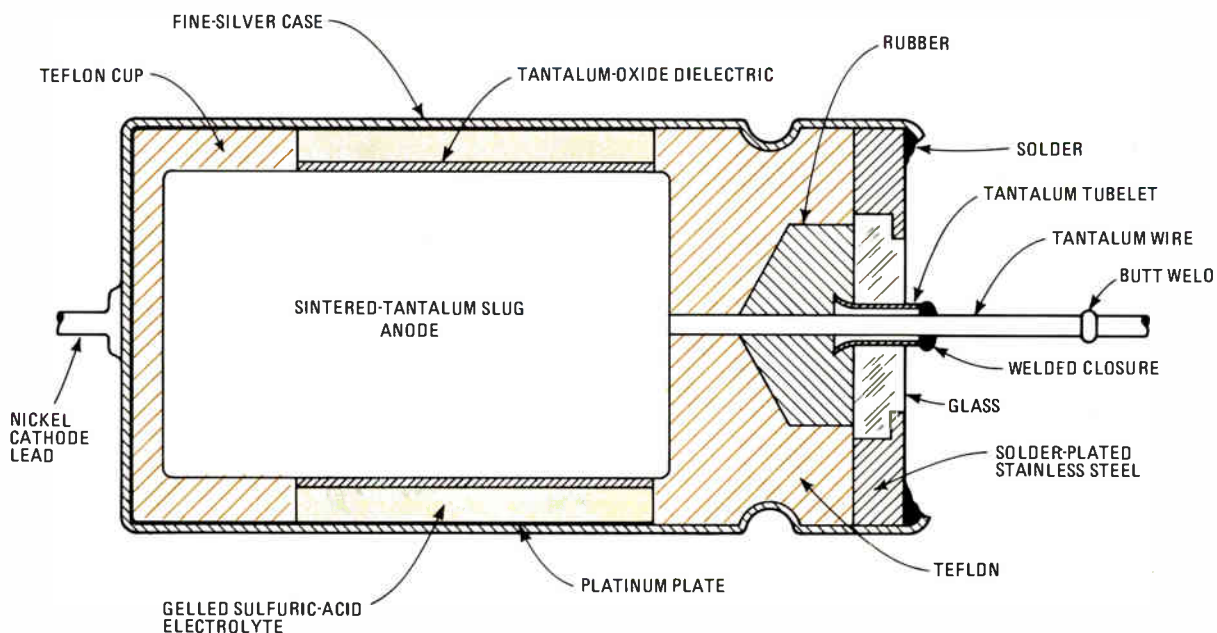
Despite these virtues, the conventional wet-slug capac-

itor suffers from weaknesses bad enough to have caused quite frequent catastrophic failures. Its silver case is the problem. So the newer version, which has emerged in the last year or so, uses a tantalum case instead.

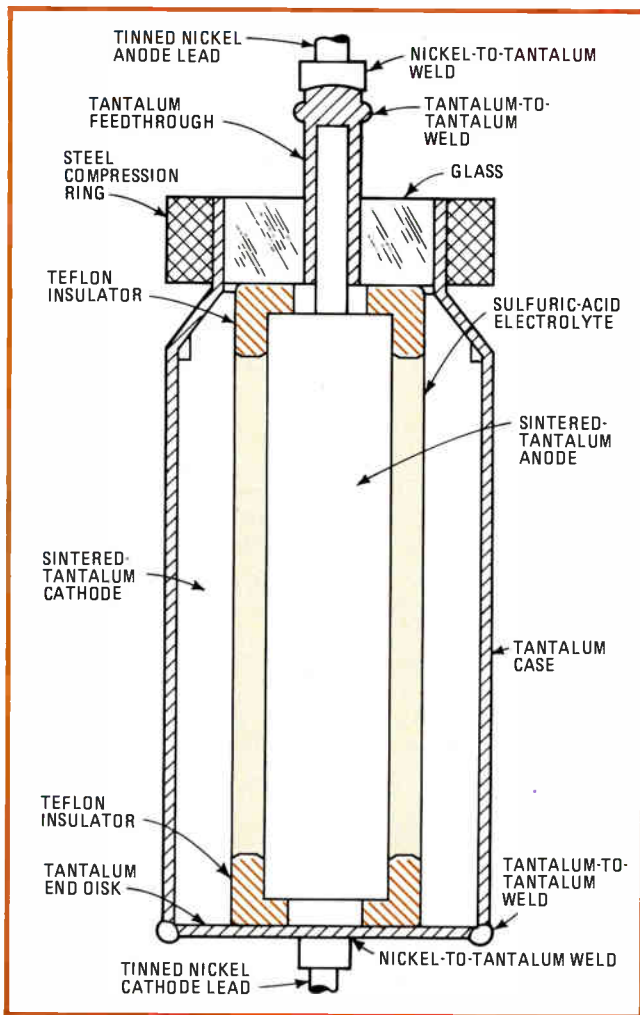
The conventional design

To all appearances, the silver-case wet-slug capacitor is soundly designed. As shown in Fig. 1, it has a sintered-tantalum slug as its anode and a fine-silver case as its cathode. The electrolyte between these is a liquid or gel of either lithium chloride or sulfuric acid in water, sometimes containing additives.

The unit's high capacitance per unit volume is due to both the anode and the cathode. The anode owes its high capacitance to two factors: the very large surface area of the rough tantalum grains that make up the porous



1. Standard design. Despite its excellent electrical characteristics, the conventional wet-slug tantalum capacitor all too frequently suffers from silver whiskering, which leads to shorts or high dc leakage. Even a few millivolts of reverse bias can deplete the silver case, sulfuric acid in the electrolyte can dissolve the silver, and inadequate seals can permit the electrolyte to seep out.



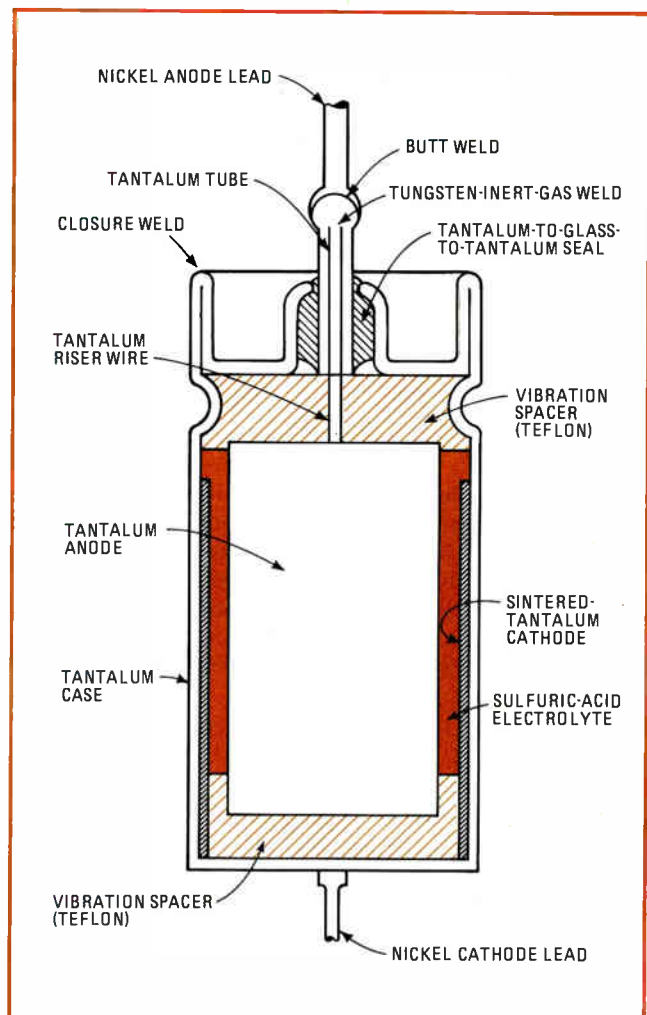
2. From Transistor. With its tantalum case and hermetic seals, the new all-tantalum wet-slug capacitor solves the reliability problems of the conventional silver-case unit. This Transistor device has welded seals on both the anode end and the cathode end.

anode slug, and the relatively high dielectric constant of the thin layer of tantalum oxide that forms all along the slug surface. Equally important is the cathode capacitance, created by the large surface areas of the silver and its rough plating of platinum.

The highly conductive sulfuric-acid electrolyte helps to keep both equivalent series resistance and dissipation factor low over wide variations in temperature. Fortunately, this acid does not corrode the dielectric, so that dc leakage is low even at 125°C. In general, capacitance ranges from 1.7 to 1,200 microfarads over a working-voltage range of 6 to 125 volts dc.

The causes of failure

Nevertheless, the silver-case wet-slug capacitor is liable to short out or permit excessive dc leakage because of three major weaknesses. Under reverse bias, the silver case deplates, forming silver whiskers, or dendrites, that penetrate the tantalum anode slug. Then, despite the platinum coating on the case, the sulfuric acid in the electrolyte can eat its way through and dissolve the silver—ironically, a problem that is aggravated by the ac



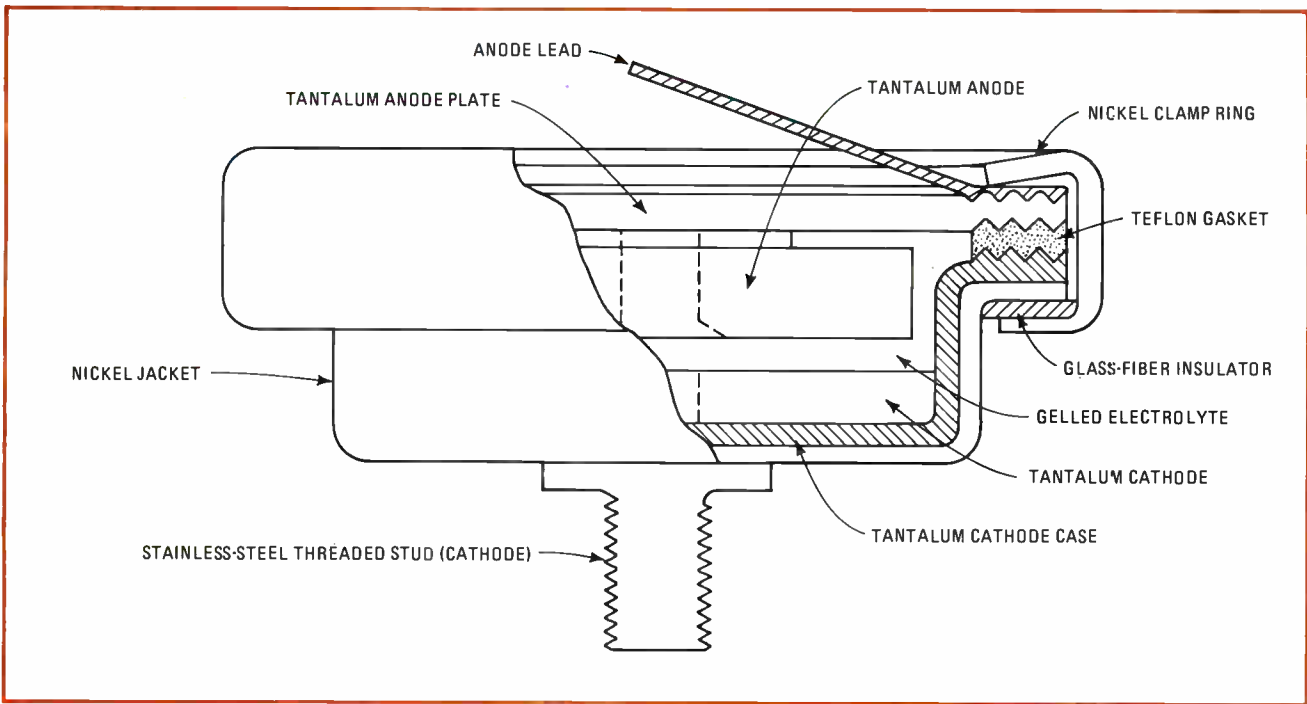
3. From Sprague. In contrast to the Transistor design, the Sprague all-tantalum capacitor offers a double seal on the anode end, made up of a tantalum welded seal and a Teflon swaged seal. The internal Teflon spacer, though, does somewhat reduce capacitance.

ripple the unit is designed to handle. Finally, the electrolyte can seep out through the seal.

Over the past decade, these problems have led to a number of expensive retrofits for electronic hardware in space, military, and commercial equipment. For instance, in 1970, erratic electronic behavior of the control signal processor and the flight control computer of the Saturn vehicle for Apollo 14 was traced to silver whiskers in the wet-slug capacitors.

Similarly, failures of the input wet-slug filter capacitors caused trouble in the charger battery regulator modules of the Skylab in 1972, and the erratic behavior of the power circuits in the Apollo telescope mount was found to be due to silvering of their wet-slug capacitors. Just as serious was the trouble, in 1974, in the Saturn flight control computer for the Apollo-Soyuz mission. Here the capacitors were nearly 10 years old, and the sulfuric-acid electrolyte had corroded the silver so badly as to create pinholes through which it ran out of the case onto the circuit boards.

Lamentably, failures like these are not due to excessive stress or misuse. On the contrary, because the tanta-



4. From Plessey. Button-like all-tantalum capacitor made by Plessey is not compatible with the tubular U. S.-manufactured units, and the device's pressure seal with a Teflon gasket is not truly hermetic. At this time, too little test data is available for proper evaluation.

lum-oxide dielectric is extremely thin—just 1,000 angstroms or so thick—a few millivolts of reverse bias will cause enough whiskering to induce shorts or excessive leakage. Indeed, if a silver-case unit never encounters any reverse bias, it may still undergo massive silvering in response to ac ripple that should be well within its specifications. Even normal on-off switching accelerates silver deplating by producing high di/dt. Unused devices are not immune, either, for silvering may occur in them as a result of screening and burn-in tests at the factory.

The seal of silver-case units, too, though markedly improved in recent years, is still not really hermetic. On most tubular devices, the final seal is made with solder, and no foolproof way has been found to prevent the sulfuric acid from occasionally oozing through the internal Teflon seal and onto the solder. Once in contact with the solder, the acid gradually corrodes it till the capacitor springs a slow leak.

Problem solver: the all-tantalum electrolytic

The new all-tantalum wet-slug capacitor virtually does away with these problems. Because of its tantalum case, silver whiskering is eliminated, and the unit has a reverse-bias capability of at least 3 v at 85°C. Seepage, too, is held in check, since the device has a hermetic seal that is compatible with the sulfuric-acid electrolyte. Also, the only metal contacting the electrolyte is tantalum, so that unlike solid-tantalum and silver-case capacitors, the all-tantalum wet-slug unit produces no electromotive force—a possibly significant factor in applications involving coupling. Most important, the tubular all-tantalum design meets the requirements of MIL-C-39006/22: it qualifies as style CLR79, a direct replacement for the silver-case CLR65 style.

Currently, there are the three manufacturers making all-tantalum devices. They are the Tansitor division of Aerotron Inc. in Bennington, Vt., Sprague Electric Co. of North Adams, Mass., and the Plessey Co. of England. Others are expected to follow suit shortly.


Looking at three versions

The Tansitor unit (Fig. 2) is intended as a direct substitute for the CLR65 devices with their T2 case size. A conventional slug of pressed sintered tantalum forms the anode, while the cathode is a sleeve of the same material welded to the inside of the tantalum case. Teflon spacers hold the slug apart from the sleeve, the gap being filled by the sulfuric-acid electrolyte. The seal at the anode end is glass to tantalum, the glass being compressed around a tantalum tubelet and within the tantalum case by an outer steel ring; between the tubelet and the nickel lead there is a tantalum-to-tantalum weld, as well as a nickel-to-tantalum weld. The seal at the cathode end—the final one—is a tantalum disk welded to the tantalum case.

Aimed at the T1, T3, and T4 as well as the T2 case sizes, the Sprague unit (Fig. 3) is also tubular and employs conventionally processed slugs, nickel lead wires, Teflon spacers, and liquid or gelled sulfuric acid as the electrolyte. But structurally it is rather different from the Tansitor unit. Most obviously, the seal at the cathode end is integral with the case, and the final seal is at the anode end—one of glass to tantalum carefully matched for thermal coefficient of expansion. Both Tansitor and Sprague capacitors exhibit a leakage rate of less than 10^{-8} cubic centimeters per inch.


The Plessey unit is altogether different (Fig. 4). It is shaped like a button and employs a gasketed pressure seal rather than a welded seal. It meets the requirements

THERE ARE TWO SIDES TO EVERY STORY.



OURS
CALCOMP 143M

- two-sided and double density
- industry standard format
- 50-pin compatible interface
- *switch-selectable* variable functions
- hard *and* soft sectored
- *write current switching* in drive
- write precompensation *not required*
- one head fixed: *minimal* media wear



THEIRS
SHUGART SA850/851

- two-sided and double density
- industry standard format
- 50-pin compatible interface
- *etch-cuts* for variable functions
- hard *or* soft sectored
- *no write current switching* in drive
- write precompensation *required in controller*
- both heads move: *greater* media wear

You won't have any trouble with this story's plot. It's just this simple:

CalComp makes an excellent two-sided, double-density floppy disk drive that's feature-for-feature superior to anybody's. Including you-know-whose.

Better still, note that the hero of this story is the world's second largest builder of floppy disk drives — with more than 50,000 units in the field to prove it. (No "safe-buy" suspense here.)

But more important — and between the lines — you'll find that designed-in reliability and 30-day deliveries are this hero's most consistent character traits.

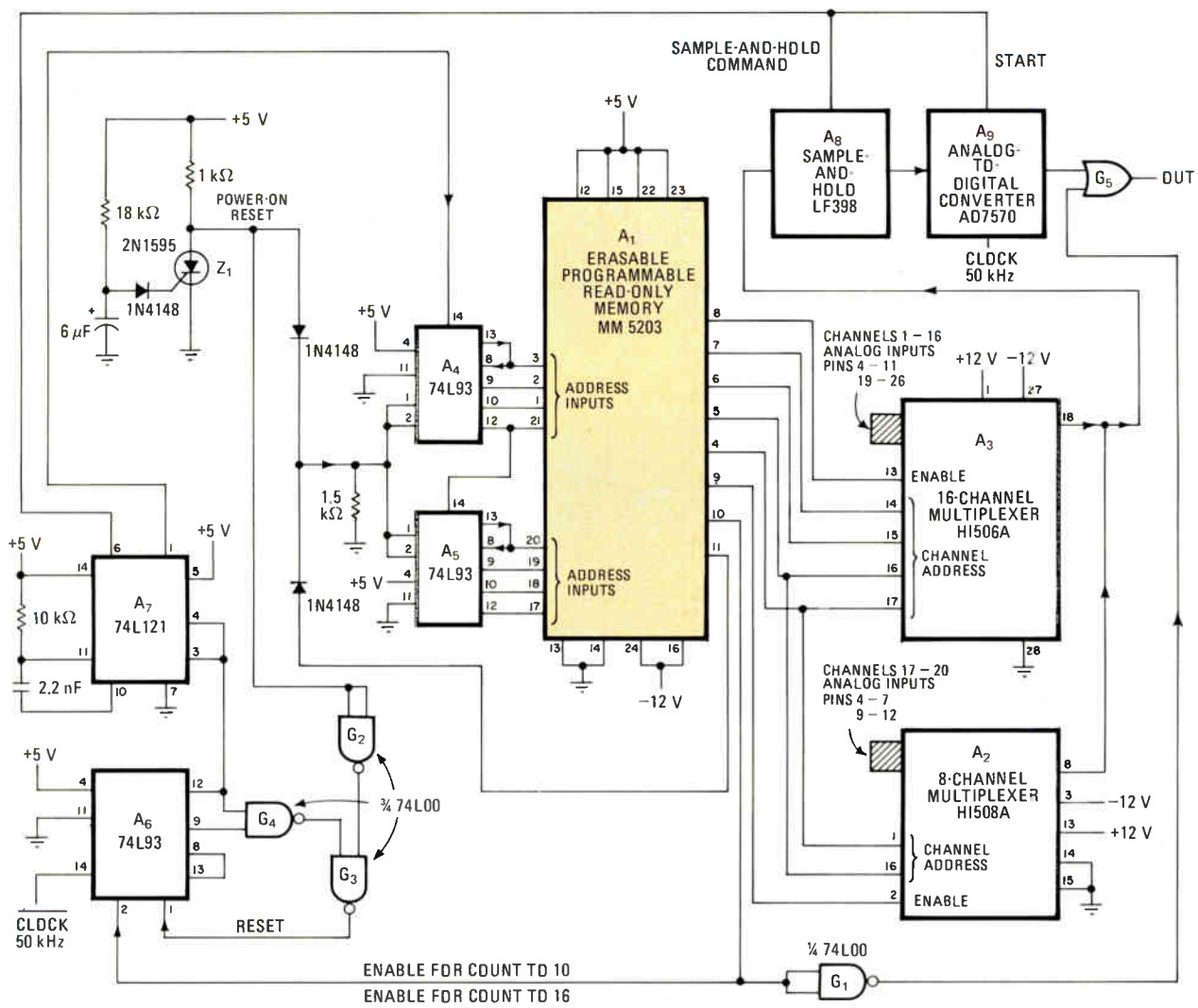
The moral to this story: give CalComp a call the next time you need floppy disk drives.

No one will work harder to give you happily-ever-after endings. So call or write for our sides of the story.

CALCOMP

2411 W. La Palma Avenue, Anaheim, California 92801 Telephone: (714) 632-5315; Telex: 655-437.
Offices in 55 cities worldwide.

Circle 109 on reader service card



2. Data sampler. Circuit ensures that the rate at which all channels are sampled is proportional to the bandwidth of each, in accordance with the requirements of sampling theory. The erasable PROM can be programmed so that any desired channel sequence can be transmitted via the 16-channel multiplexer; the transmission rate for each channel will in this way be easily controlled.

On power up, thyristor Z_1 resets counters A_4 through A_6 , thereby selecting the first PROM location. A_4 and A_5 will be placed in the standby mode and A_6 will be placed in the count-to-16 mode, because the PROM is programmed to generate a logic 0 at pin 10 of A_1 . When Z_1 's anode voltage drops to zero, A_6 begins to count, and this initiates the master sync cycle.

After 16 counts, the one-shot (A_7) fires and increments A_4 , and therefore the second memory location of the PROM is selected. The second location is programmed so that its contents are identical to that of location 1, and consequently, 16 counts later, the third memory location is selected. This location contains the address of the first multiplexer channel.


Pin 10 of A_1 has moved high, thereby enabling G_5 , and setting A_6 into its count-to-10 mode. Note that the multiplexers are addressed by 6 bits of A_1 , not 8; the remaining 2 bits are required for the system sync-control circuit comprising G_1 , G_5 , and pin 10 of A_6 .

Meanwhile the one-shot initiates the sample-and-hold command and resets A_9 . The contents of channel 1 then appear at the input of A_9 . At the second positive clock edge after the cessation of the pulse emanating from A_7 , the most significant bit of data appears at the output of A_9 and thus at the circuit output. A_3 is now in the count-to-10 mode (caused by pin 11 being high). A_4 and A_5 are again incremented by A_7 after the monostable is triggered by pulse 10 of A_1 . A_5 and A_6 select the next PROM address, which is 2 in this case. This process is repeated until all seven channels have been selected.

At the next memory location, the PROM must be programmed so that a 0 once again emanates from pin 10, to set A_6 into the count-to-16 mode once more and to generate a logic 1 at the system output by means of G_1 and G_5 . Triggering A in this way sets the stage for the generation of a subframe sync pulse and the selection of the first channel in the second subframe after 16 pulses have been counted by A_1 . The selection process continues

LH's Tiny-MITE Series Open-Frame Switchers Now UL Recognized!

ALL
MODELS
RECOGNIZED
UNDER
UL 478



TM-22 Two outputs

TM-11 Single output

TM-34 Four outputs

TM-23 Three outputs

Designed specifically for high-volume OEM computer and terminal applications.

Now recognized under UL 478, LH's low-cost, single and multiple-output open-frame Tiny-MITE (TM) Series switchers are great choices wherever OEM computers and terminals are manufactured in high volume.

Single-output TM-11 units pack 100 watts in 9.5" L x 4" W x 2.5" H packages . . .

Two-output TM-22 and three-output TM-23 units pack 150 watts in 12.0" L x 5.15" W x 2.80" H packages . . . Four-output TM-34 units pack 175 watts in 13.0" L x 6" W x 2.75" H packages.

Four models, all open-frame, all UL recognized with the industry's most technically advanced specifications:

- Output voltages — TM-11: 5 V adjustable $\pm 5\%$ @ 100 W. Other voltages from 2-28 V DC also available. TM-22 main output: 5 V $\pm 5\%$ @ 20 amps; choice of various voltages on 2nd output. TM-23 main output: 5 V $\pm 5\%$ @ 20 amps; choice of various voltages on 2nd and 3rd outputs. TM-34 main output: 5 V $\pm 5\%$ @ 20 amps; choice of various voltages

on 2nd, 3rd, and 4th outputs.

- Wide input range — 92-130 or 180-260 V AC, 47-450 hz.
- 1% or 50 mv p-p ripple and noise.
- 75% efficiency (TM-11), 70% efficiency nominal (TM-22, 23, and 34).
- 0.4% line regulation over entire input range.
- 0.4% load regulation from no load to full load.
- 20-msec holdup time if AC power fails.
- All outputs fully regulated and adjustable $\pm 5\%$.
- Power fail signal — standard on all models. 1-cycle ride-through (16 msec).
- 200 μ sec to 1% response time after 25% load change @ 5 amps/ μ sec (primary output). Secondary outputs 50 μ sec to 1% response time (typical).
- 0°C to 50°C operating temperature.

World's largest, most comprehensive standard line of switchers.

LH's open-frame TM Series of switchers are just one of six standard series based on LH-developed technology and proven in almost 50,000 field-tested units. Nobody packs more power in smaller packages or offers more desirable features including 1 through 7 outputs, up to 2.26w/in., up to 80% efficiency, and a 2-year warranty on all models . . . For price and delivery information on LH switchers, call or write today!

LH RESEARCH, INC.
1821 Langley Avenue
Irvine, CA 92714
(714) 546-5279/TWX 910-595-2540



until all the subframes have been scanned.

The location representing subframe 12 should be programmed so that a logic 1 appears at pin 11. This

resets the counters and selects the first memory location in A_1 , as before. The system generates the main-frame sync pulse again and the entire process is repeated. □

Phase-locked generator converts, filters most inputs

by Peter Reintjes
Research and Design Ltd., Morehead City, N. C.

Replacing the voltage-controlled oscillator in the RCA 4046 phase-locked loop with the popular Intersil 8038 waveform generator forms a circuit that produces sine, square, and triangular wave voltages capable of tracking almost any input signal. Besides performing its prime function of waveform conversion, the circuit serves as a high-Q filter. With a harmonic distortion of only 0.5%, it finds the fundamental frequency of any signal.

The performance of this circuit far exceeds that of a conventional filter, which always adds a phase shift to the incoming signal. Also, traditional filtering methods are often of little use when the fundamental frequency must be recovered from an unpredictable input signal.

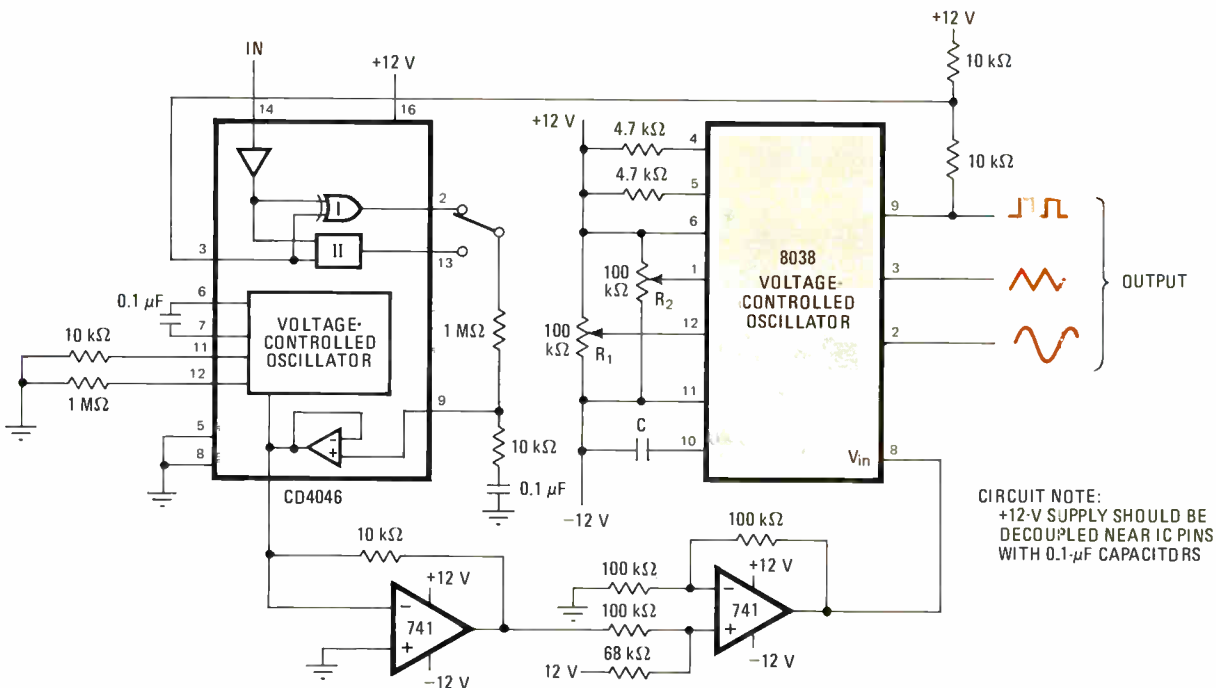
Connecting the 8038, which is itself a voltage-controlled oscillator, to the 4046 as shown in the figure does not affect the normal operation of the phase-locked loop. The only difference in the basic PLL circuit is that the 8038 generates sine, triangular, and square waves

and drives the 4046 in place of the loop's internal VCO. The output waveshapes are unaffected by the harmonic distortion present on the input signal. Capacitor C sets the center frequency of the 8038 (a value of 0.047 microfarad corresponds to a frequency in the audio range). The frequency-capture range of the circuit, which is determined by the 4046, remains 1,000 to 1. The generator's maximum operating frequency is about 700 kilohertz.


To secure precise locking, the comparators in the 4046 should be driven by the square-wave output of the 8038. If the input waveform is a pulse, phase comparator I should be used. For unpredictable or high-noise signals, phase comparator II is more suitable.

Any phase difference between the square-wave output of the 8038 and the input signal is amplified by two 741 operational amplifiers and then fed back to the VCO to increase or decrease its frequency, as the case may be. Although the internal VCO of the 4046 is not used, it must be enabled by grounding pin 5 of the device so that its voltage-follower will be active. If matched resistors are used at pin 4 and 5 of the 8038, the sine-wave output distortion can be reduced to 0.5%. Potentiometers R_1 and R_2 aid in minimizing the distortion. □

Designer's casebook is a regular feature in *Electronics*. We invite readers to submit original and unpublished circuit ideas and solutions to design problems. Explain briefly but thoroughly the circuit's operating principle and purpose. We'll pay \$50 for each item published.



Tracking waveforms. ICL 8038 and two op amps replace internal VCO in 4046 to form phase-locked-loop waveform generator that can be used to recover fundamental frequency of any input signal or to convert the control signal to sine, square, and triangular waves. The generator's maximum output frequency is about 700 kHz. R_1 and R_2 are adjusted for minimum output distortion.



OP-10: the only precision dual

The OP-10 is a nullable precision device consisting of two discrete chips in a single 14-pin DIP. Think of it particularly for instrumentation, where its extremely high performance is of greatest value. You could look at the OP-10 as two OP-05's in a single package. Military standard models are available.


The OP-10 will save you costly and laborious selection and matching of discrete amplifiers. Matching specifications include V_{os} , I_B , I_{os} , CMRR, PSRR; drift for V_{os} , I_B and I_{os} match with temperature.

When you think of matched-performance duals, remember: either they're unavailable or they're PMI parts. And ours are **available** now—on your distributor's shelf. Write on your letterhead for samples and applications notes.

Precision Monolithics Incorporated
c/o BOURNS AG

Baarerstrasse 8, 6301 Zug, Schweiz.
Phone: 042-23 22 42, Telex: 787-22

MATCHING CHARACTERISTICS			OP-10AY			OP-10Y			
These specifications apply for $V_s = \pm 15V$, $T_A = 25^\circ C$, unless otherwise noted.									
Parameter	Symbol	Test Conditions	Min	Typ	Max	Min	Typ	Max	Units
Input Offset Voltage Match	ΔV_{os}		—	0.07	0.18	—	0.12	0.5	mV
Average Non-Inverting Bias Current	$I_B +$		—	± 1.0	± 3.0	—	± 1.3	± 4.5	nA
Non-Inverting Offset Current	$I_{os} +$		—	0.8	2.8	—	1.1	4.5	nA
Inverting Offset Current	$I_{os} -$		—	0.8	2.8	—	1.1	4.5	nA
Common Mode Rejection Ratio Match	$\Delta CMRR$	$V_{CM} = \pm CMVR$	114	123	—	106	120	—	dB
Power Supply Rejection Ratio Match	$\Delta PSRR$	$V_s = \pm 3V$ to $\pm 18V$	100	112	—	94	110	—	dB
Channel Separation			126	140	—	126	140	—	dB



Circle 114 on reader service card

Digital design: scaling new heights

by Laurence Altman
Solid State Editor

□ This year's conference shows that chip makers are ready to take the next step in digital design. They are readying denser and faster memories for mainframe, cache, and microcomputer system designs; 16-bit microprocessors that execute instructions at minicomputer speeds; and random-logic gate arrays that feature subnanosecond delays for mainframe controllers in next-generation computers. Here is what the state of the art for devices, as reflected by ISSCC papers (Table 1), will look like for users over the next 12 months:

In dynamic random-access memories, the technology is definitely established for reaching the 65,536-bit level. Prototype chips (probably from Japan) are expected late this year, and sample production from several U. S. and Japanese manufacturers should follow in 1979. That is earlier than many observers thought possible for implementing 65-k RAMs, yet to judge from the ISSCC papers in this area, the parts will be built using fairly conventional one- and two-level polysilicon-gate cell structures and fairly standard (2- to 4-micrometer) photolithographic fabricating methods. This says that, once designed, 65-k devices should get into production quickly, and that costs per bit should again halve as these four-times-denser RAMs come on stream in 1980.

Static RAMs are moving in two directions. N-channel metal-oxide-semiconductor types are now moving to the 8,192-bit level, in 1,024-word-by-8-bit configurations that make them extremely attractive for byte-oriented microcomputer system designs. Meanwhile, transistor-transistor-logic static RAMs are being extended to 4,096 bits with no sacrifice in performance (24- to 40-nanosecond access time, 350-milliwatt power dissipation). These parts strike back at the newly developed 50-ns, 4-k MOS static devices built with scaled-down processes, such as high-performance MOS, or H-MOS [*Electronics*, Aug. 18, 1977, p. 91], in the struggle in cache designs.

Read-only-memory designers are aiming at 65-kilobit chips—some, in fact, are already in production. This means that a user can immediately replace four 16,384-bit devices, making cheaper hardware available for storing microcode in all types of computer designs, as well as in large systems for storing fixed data such as look-up tables. Moreover, some suppliers, like Mostek Corp., can select for speeds below 100 ns, so that designers can use these chips as high-capacity replacements for smaller bipolar parts in real-time applications.


Charge-coupled memories are already reaching the 65-kilobit level for block-storage applications. Here, users will want to evaluate carefully the cost-performance tradeoffs between RAMs and charge-coupled devices to determine where the CCD chips fit in. Since CCDs are serially accessible and slower than RAMs, they are more difficult to use. Most system designers will require at least a two-to-one price advantage of CCDs over RAMs to reconfigure their memory hierarchy; otherwise, it will probably not be worthwhile to accommodate them.

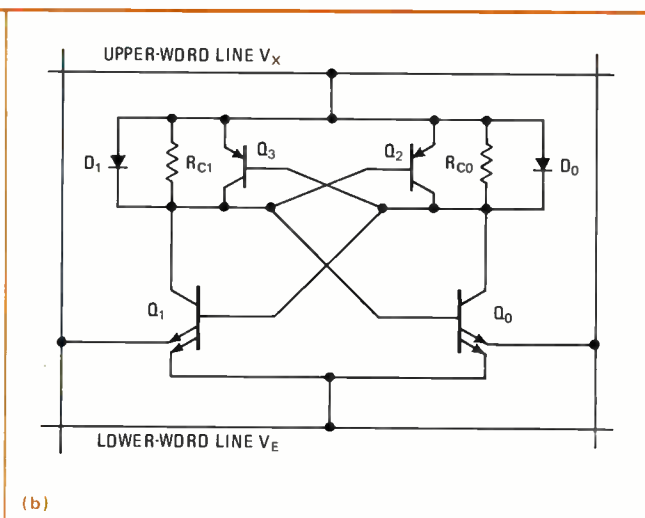
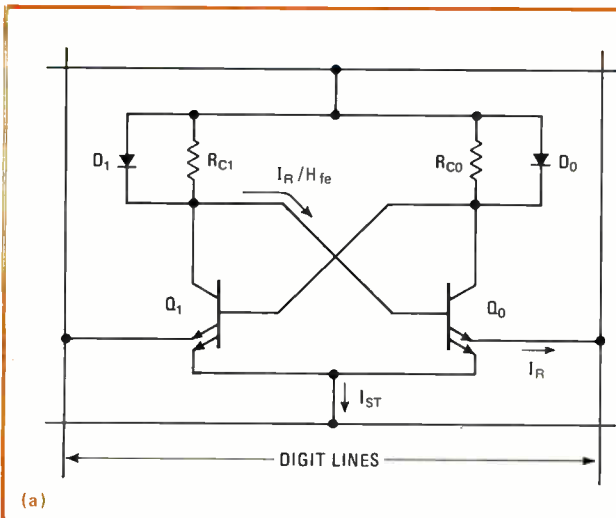
In logic, too, the move is to faster, denser chips. Man-

TABLE 1: DEVICE TYPE AND PERFORMANCE

Device type	1977 Production Device			1978 ISSCC Device				
	Density/capability (bits)	Speed (ns)	Process	Density/capability (bits)	Speed (ns)	Process	Manufacturer	Session number
Dynamic RAMs	4-k 16-k	150 150 - 300	n-MOS n-MOS	16-k 65-k 65-k	<100 150 - 300 150	I ³ L n-MOS V-MOS	Fairchild NTT Siemens, AMI	12 12 -
Static RAMs	4-k 4-k 4-k 1-k, 4-k	150 50 50 30 - 50	n-MOS H-MOS V-MOS TTL	8-k 8-k 256 bits (nonvolatile) 4-k 4-k	200 150 1,000 25 40	n-MOS n-MOS C-MOS TTL TTL	Semi Mostek Hughes Hitachi NEC	9 9 9 9 9
ROMs	16-k, 32-k 16-k	250 80	n-MOS TTL	64-k	100	n-MOS	Mostek	12
CCDs	16-k	~1 μs		64-k	200 - 500		Fairchild	12
Erasable PROMs	16-k	500	n-channel Famos	4-k	500	complementary Famos	Intersil	9
Microprocessors	8 or 16	1 μs	n-MOS	16 bits	600	C-MOS/n-MOS	NEC	15
Gate arrays	200 gates	3 (delay)	TTL/ECL	920 gates	3 (delay)	MOS	Mitsubishi	6
Experimental memory	-	-	-	16-k (RAM)	15	Josephson junction	IBM	6
Logic				-	40 - 120 ps	Josephson junction	IBM	6
				-	82 ps	GaAs	Rockwell	6

Source: Electronics





1. Modified diode cell. Increased density and speed are achieved by adding to the conventional diode cell (a) two bipolar transistors, Q_3 and Q_4 (b). This modification reduces base-current conduction and leads to lower power dissipation, but with no increase in cell area.

to match the size of the 5- μm V-MOS chip.)

Unlike 65-k dynamic RAMs, both the CCD and the ROM chips have already entered production. In the CCD design from Fairchild Semiconductor, Mountain View, Calif., an interlaced data-entry and multiplex-like data-shifting method results in a chip size of only 4.4 by 5.8 mm², allowing the part to be packaged in a standard 16-pin package 300 mils wide. Moreover, the memory can be operated at a respectable speed range of 1 to 5 megahertz at typical active power dissipations of 200 mw. The high data rate is achieved by shifting data in each array in parallel by means of eight-phase ripple clocks generated on the chip.

The chip is laid out with a standard serial-parallel-serial configuration comprising 16 randomly accessible blocks of 4,096 bits each. The architecture is a little tricky, requiring four MOS-level clocks. Two main high-frequency clocks, ϕ_1 and ϕ_2 , run at a frequency equal to the data rate and are used both for shifting data within the input and output serial registers of each 4,096-bit block and for controlling all the peripheral MOS circuits. Two low-frequency transfer clocks, ϕ_{T1} and ϕ_{T2} , are irregular and run at a frequency equal to $1/32$ of the main clock. They are used to transfer charge from serial-to-parallel and parallel-to-serial registers of each block. This design, however, requires that the clocks be skewed to achieve correct bit storage in each block.

Besides reaching 65-kilobit chip complexity, Mostek Corp.'s ROM also breaks new ground in performance—and does it with standard silicon-gate MOS processing. Thanks to dynamic peripheral circuitry, which reduces power and increases signal throughput, and a cell design that saves space by sharing not only the outputs from each cell but also the virtual grounds between them, the Carrollton, Texas, firm's design achieves a typical access time of 80 ns on a chip measuring only 4.65 by 4.83 mm. As an added bonus, chip power dissipation averages a mere 150 mw. What this means is that users will be able

to get the speeds associated with bipolar ROMs at lower power dissipations and at much lower costs.

Static RAMs are moving faster and faster

A static bipolar RAM entry from Japan reaches the 4-k chip level while increasing the speeds of this device type into the bargain. Indeed, the 4-k TTL design from Hitachi Electronics Co. has a typical access time of 25 ns—the fastest speed yet reported for any 4-k device. Moreover, a power dissipation of only 250 mw gives the device the best speed-power product yet reported.

Hitachi designers did it by modifying the standard parallel diode cell (Fig. 1a) used in this type of RAM by adding two bypass pnp transistors, Q_2 and Q_3 (Fig. 1b). Thus, when the cell is selected, the voltage drop caused by base-current conduction at the cell's output is reduced dramatically, since much of the current is drained off by either of the bypass elements.

Finally, the industry's first single 5-v 8-kilobit static RAM will soon be offered by Semi Inc., Phoenix, in a 1,024-word-by-8-bit configuration that will facilitate byte-oriented microcomputer applications. Moreover, the chip's timing characteristics match the most popular 2-MHz microprocessor requirements.

Semi's part has good state-of-the-art specifications: access time, 300 ns; cycle time, 450 ns; and deselected current drain, only 6 mA. The chip, which is being packaged to be socket-compatible with popular 8-k and 16-k erasable programmable ROMs, PROMs, and ROMs, will be available in a 22- and 24-pin configurations.

To achieve the combination of high packing density and good speed and power characteristics, Semi designers used several circuit and processing innovations. Clocked peripheral-chip circuitry reduces power, increases speed, and prevents race problems, high-value polysilicon resistors decrease memory-cell size and power. Finally, a high-performance silicon-gate process further increases density and performance.

Linears: a mixed bag of controllers, opto, converters

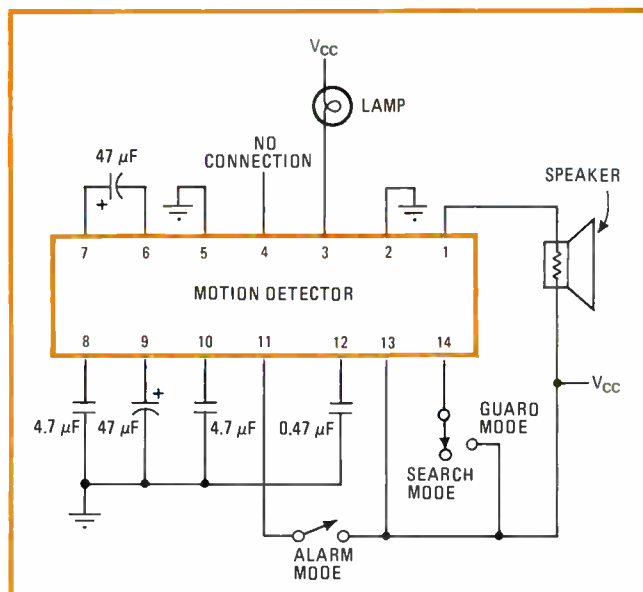
by Lucinda Mattera
Components Editor

□ Large-scale integration is very much in evidence at this year's ISSCC, which brings a record number of major disclosures in the linear area. Among the highlights are: special-purpose linears for power control as well as optical applications, data-converter chips that are actually miniature microprocessor-compatible subsystems, and new monolithic amplifiers able to operate at microwave frequencies.

Power supplies, the prime movers in any electronics application, are getting a big hand from linear LSI technology. Within the last year, about a half-dozen controller chips for switching-regulated supplies have swept onto the market. Fabricated with linear bipolar technology, these devices considerably simplify the design of switching supplies.

For higher noise immunity and better speed-power performance, however, Rockwell International Corp., Anaheim, Calif., has turned to complementary metal-oxide-semiconductor circuitry on a sapphire substrate. The resulting chip contains all the control functions required for power conditioning and servicing of pulse-width-modulated switching regulators.

In all, the device has five on-chip operational amplifiers, three of which perform error amplification, pulse-width modulation, and overload detection. The other two



1. Optoliner. Initially intended for electronic toys, integrated motion detector from Sprague may be at the heart of low-cost intrusion alarm systems in the near future. Combining digital I^2L circuitry with linear bipolar circuitry, the device includes an on-chip photodiode.

serve as voltage comparators for detecting overvoltages and undervoltages. Five master-slave flip-flops and their associated logic provide timing control, as well as mode and sequence control. Mode control permits selection of either single- or two-phase modulation outputs, while sequence control provides the interlocking logic for predetermined sequential turn-on-turn-off of individual regulators in a multiple-voltage power subsystem.

Both inputs to the error amplifier are brought out, so the device may be used in either a positive or a negative regulator. The overload-detector amplifier differs from the error amplifier in that its input source-followers allow common-mode operation below ground. Both of the chip's output drive signals are immediately terminated upon detection of an overload signal, but are reinitiated on the next clock pulse for automatic restart.

Other LSI linears for general power-control applications are beginning to appear, too. For example, the Central Research Laboratory of Hitachi Ltd. in Japan has found a way to increase the breakdown voltage of integrated injection logic for analog functions. Lab researchers are using a double-epitaxial technique to build a temperature controller having high-voltage output drivers. Suitable for use in a home appliance such as a room air conditioner, the new device boasts output drivers capable of sinking up to 200 milliamperes and providing a breakdown voltage of 40 volts.

To get the high breakdown voltage without sacrificing switching speed and current gain, Hitachi's designers tailor the thickness of the epitaxial layers under the bases of the I^2L and normal npn transistors. A wide epitaxial layer for the normal driver transistors raises their breakdown voltage, while a reduced epitaxial layer for the I^2L devices increases injection efficiency and thus current gain. Furthermore, switching delay for the I^2L devices is cut because the number of hole carriers injected into the epitaxial layer is decreased.

A relatively new and upcoming area is optolinears—monolithic chips that combine a photosensor with linear circuitry. Initially developed for automatic cameras, optolinears are now beginning to penetrate a far broader range of light-sensing applications.

Prospects bright for optolinears

To that end, one of the pioneers in this area, National Semiconductor Corp., Santa Clara, Calif., has come up with a general-purpose device suitable for use as a building-block element in either analog or digital circuitry. Besides a linear light-to-current converter, the chip includes a voltage reference and an adaptively biased voltage comparator. Its sensors are ion-implanted photodiodes offering enhanced visible-light response over conventional diffused photodiodes because of their shallow junction depth.

In addition to their normal sensory function, the photodiodes serve as active elements, taking part in biasing and loading the circuit. To hold input bias current as low as possible, the entire chip actually operates on photocurrents. This extreme form of

adaptive biasing tailors the input bias current and circuit speed to the incident light level, trading speed for bias current at low light levels. To ensure minimum loading of the amplified photocurrent output, the comparator is also adaptively biased with light-derived currents. In this way, input bias current is typically held to 1% of the photocurrent output, independent of the illumination.

Meanwhile, special-purpose optolines are moving into consumer applications other than cameras. Sprague Electric Co. in Worcester, Mass., has designed a fully integrated motion detector for electronic toys that looks very promising for use in a low-cost, high-volume alarm system. This bipolar chip is capable of sensing motion at a minimum distance of 8 feet over a 2-ft surveillance diameter. Made up of both I^2L digital circuitry and linear bipolar circuitry, the device (Fig. 1) contains an on-chip photodiode and high-current output drivers.

Upon sensing motion, it sounds a whooping alarm (via an external speaker) for a given time, after which it automatically resets. The device also offers a search mode of operation, flashing an external lamp at a rate of approximately 2.5 hertz while simultaneously sounding a random sequence of audible notes. When it detects its own reflection, the unit triggers the alarm and increases the lamp flash rate to about 25 Hz.

Even at micropower levels, bipolar linear ICs generally require a supply of several volts for proper operation. However, under contract to National Semiconductor Corp., Robert Widlar, the father of the integrated general-purpose op amp and now an independent contractor in Puerto Vallarta, Mexico, has developed simple circuit techniques for fabricating low-voltage bipolar linears, like op amps, comparators, voltage regulators, and even voltage references. The new devices, says Widlar, will work from a voltage as low as that supplied by a single nickel-cadmium cell—approximately 1.1 v. Moreover, he adds, such low-voltage operation is possible without compromising device performance or even operation at higher voltages.

A burst of converter chips

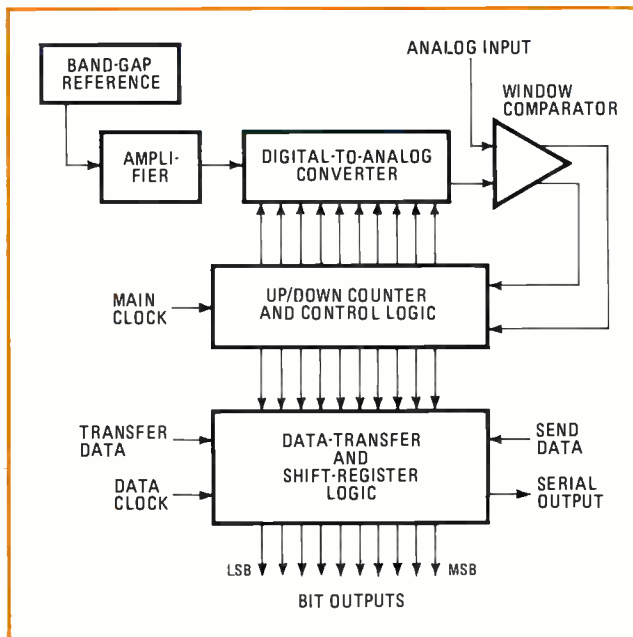
As might be expected, this year's ISSCC reflects the changing nature of monolithic data converters, which are bringing more address, control, and multiplexing circuitry right on the chip for simpler hookup to a microcomputer. A prime example of this growing complexity is the new data-acquisition chip being unveiled by the Semiconductor division of Japan's Tokyo Shibaura Electric Co. Implemented in what its developers call clocked C-MOS circuitry, the chip is the first 12-bit unit of its kind. On the chip are: an eight-channel analog multiplexer, a 12-bit integrating analog-to-digital converter, channel-address-decoding logic, read/write interface logic, and three-state output buffers for directly interfacing with a microprocessor data bus. Yet the device is powered by a single 5-v supply.

For high accuracy, the chip employs an unusual conversion technique that is useful for both unipolar and ratiometric applications. Rather than the traditional

two-phase dual-slope integration, the technique involves five phases, one of which automatically compensates for the offset voltage of the integrator. Since the threshold voltage of the internal comparator is supplied by on-chip dividing resistors, the absolute accuracy of this voltage has no influence on the conversion as long as the ratio of the dividing resistors remains stable within a conversion cycle. Because of its clocked C-MOS logic, the chip is able to operate at a fairly high internal clock frequency, typically 3 megahertz, resulting in a reasonable conversion time of 3.6 milliseconds. Overall accuracy is to within 0.05% of full scale.

Like such monolithic converter subsystems, individual converter chips are becoming increasingly self-contained, as well as offering higher accuracy and resolution at faster speed. Take, for instance, the latest bipolar a-d chip from Analog Devices Inc., Norwood, Mass. It is a fully self-contained 10-bit successive-approximation a-d converter that offers a maximum error of 0.1% and a conversion time of 25 microseconds. Built with a combination of I^2L and linear bipolar processing, the device includes a comparator, a temperature-compensated buried-zener voltage reference, a 10-bit digital-to-analog converter, a clock, control logic, and three-state output buffers for direct microprocessor hookup. One of the keys to the unit's high performance is the inclusion of on-chip thin-film resistors that are laser-trimmed at the wafer stage.

In contrast, some converter manufacturers are looking to dispense with trimming altogether yet produce high-resolution parts. To that end, England's Ferranti Ltd. is using its bipolar collector-diffusion-isolation technology



2. Untrimmed yet accurate. This tracking a-d converter made by Ferranti with its collector-diffusion-isolation technology employs diffused resistors carefully matched for minimal error. As a result, the chip needs no trimming, yet it provides 10-bit performance.

to build a 10-bit tracking a-d converter (Fig. 2) that requires no trimming at all.

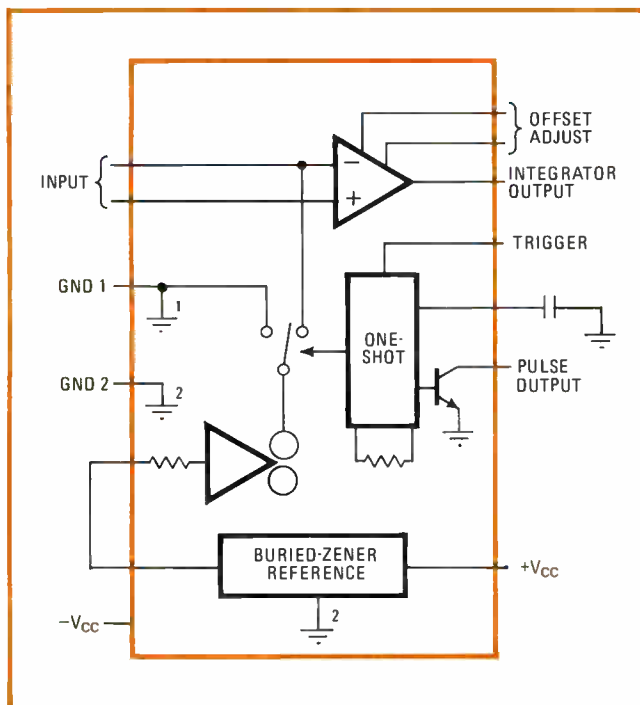
Rather than thin-film resistors, Ferranti employs diffused resistors, carefully matched for minimal error. An on-chip band-gap voltage reference supplies the current reference amplifier, and the reference source currents are derived in a closed-loop system, so that thermal effects in the current-source array are nulled. As a result, the output temperature coefficient is essentially that of the reference voltage. For a smooth transition between codes with a minimum of jitter and hysteresis, the chip employs a window comparator, as opposed to the more usual single-threshold type of comparator. The output from the d-a converter is compared with the incoming analog signal in the window comparator, which directs the counter to count up or down or to hold. On the transfer command, the data in the counter loads into the shift register.

Another breakthrough in individual converter chips comes from Advanced Micro Devices Inc. in Sunnyvale, Calif. AMD has developed a high-speed microprocessor-compatible 8-bit d-a converter that offers a choice of eight coding formats as well as output-range selection via a current-mode multiplexer. Providing multiplying performance, the unit holds nonlinearity to $\pm 0.1\%$ maximum over its full operating temperature range. Settling time is a fast 160 nanoseconds.

Voltage-to-frequency converters offer a simple and inexpensive way to make high-resolution a-d conversions. The first generation of chips of this kind of converter,

though, provided only limited accuracy and moderate full-scale frequency. Now, the second generation, offering considerably improved performance, is here. Raytheon Co.'s Semiconductor division in Mountain View, Calif., has a bipolar chip (Fig. 3) that holds nonlinearity to 0.025% of full scale at 100 kilohertz and to 0.015% of full scale at 1 kHz. The device, which includes its own ion-implanted buried-zener reference, also contains a stable one-shot multivibrator, a precision voltage-to-current converter, a current switch, and an op amp. The one-shot, in turn, is made up of an R-S latch, a ramp generator, and a voltage comparator. In response to a 10-v step input, the chip settles in 10 μ s for an output frequency of 100 kHz.

For accurate data acquisition, a sample-and-hold circuit is often needed to minimize error. As a rule, though, the performance of monolithic devices has not been good enough for high-accuracy applications. But by implementing a novel circuit technique with standard bipolar linear processing, Precision Monolithics Inc., Santa Clara, Calif., has put together a sample-and-hold circuit that meets the accuracy requirements of 10-bit applications. Droop rate is a remarkably low 5 microvolts per millisecond typically and only 120 μ v/ms over the temperature range of -55°C to $+125^{\circ}\text{C}$. To get this kind of performance, PMI uses superbeta input transistors for both the input and the output amplifiers, a diode bridge for switching, and a unique current booster that serves as a supercharger for the hold capacitor. Acquisition time is a fairly fast 3.5 μ s and accuracy is to within 0.1%.



3. High performance. Containing a buried-zener voltage reference, monolithic voltage-to-frequency converter from Raytheon offers precision performance. It holds nonlinearity to 0.025% of full scale at 100 kHz and to only 0.015% of full scale at 1 kHz.

New devices for microwave applications

Linear integration is even moving up to microwave frequencies. For the most part, microwave ICs are really hybrid-like assemblies of discrete parts. But Hewlett-Packard Co. of Santa Rosa, Calif., has put gallium-arsenide technology to work, building monolithic voltage amplifiers that may be easily cascaded to form a dc-coupled three-stage amplifier delivering a maximum gain of 28 decibels at 2 gigahertz. A single stage develops 7 dB of gain from dc to 4 GHz and 12 dB of gain from dc to 2.5 GHz. Moreover, HP says, incorporation of a variable feedback network permits adjustable peaking of frequency response.

Meanwhile, the search continues for better ways to build GaAs power field-effect transistors—and the Central Research Laboratories of Japan's Nippon Electric Co. Ltd. has found one. The result is a new microwave power FET that offers high drain-to-source breakdown voltage yet has a simple structure for easy reproducibility and good yield. By simply increasing the thickness of the active epitaxial layer at the drain region, Nippon has created a recess structure that exhibits no burnout during tuning and operation. At zero gate bias, dc drain breakdown voltage is greater than 16 v. At 6 GHz and 4-dB gain, a single chip delivers more than 2 watts; two chips in parallel give better than 3 w; and four chips, more than 6 w.

Dedicated LSI chips aim at communications

by Richard Gundlach
Communications Editor

The advent of large-scale integration is creating a technological revolution in the telecommunications industry. Spurred on by the growing sophistication in today's communications technology and the increased activity in digital switching (itself a result of LSI advances), semiconductor manufacturers are busily developing dedicated-function chips to meet the growing needs of communications companies. Now, after several years' work, a flood of new chips is surfacing—codecs, tone dialers and decoders, fiber-optic transmitter and receiver interface chips, and the like.

One of the hottest areas right now is low-cost codecs, which are triggering a rapid conversion to digital switching in telephone networks. Designed to meet the many rigid specifications imposed by the telephone industry, these coder-decoder chips perform sampling and analog-to-digital conversion using special nonlinear coding (companding) laws in conjunction with sophisticated digital control, fast digital buffering, and nonlinear digital-to-analog conversion.

LSI codec chips are well represented in this year's ISSCC. There is an entire session devoted to per-line codecs, as well as a panel session that will explore the

present status and the future evolution of codec circuits. Six papers cover the different approaches used by semiconductor manufacturers and telephone companies to fabricate such devices.

Opting for a single-chip codec are Bell-Northern Research, Ottawa, and Intel Corp., Santa Clara, Calif. Both have developed n-channel metal-oxide-semiconductor chips, but the BNR codec includes charge-coupled, transversal, minimum-phase filters on chip. Siliconix Inc., National Semiconductor Corp., and Siemens AG have two-chip codecs. Siliconix uses complementary-MOS technology for both chips, whereas National and Siemens use C-MOS for the digital circuitry and bipolar technology for the analog functions.

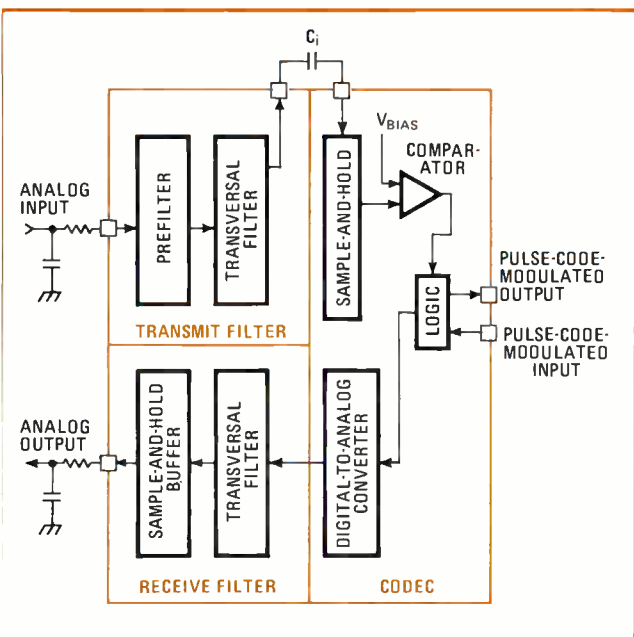
One of a kind

What makes BNR's design unique is its on-chip filtering (Fig. 1). A monolithic, single-channel pulse-code-modulated codec with associated filters, the chip is fabricated using straightforward two-level polysilicon-gate n-MOS-charge-coupled processes. This technology allows for the storage and combination of analog signals in precise relative amplitudes—essential for any method of filtering and useful for practical methods of coding.

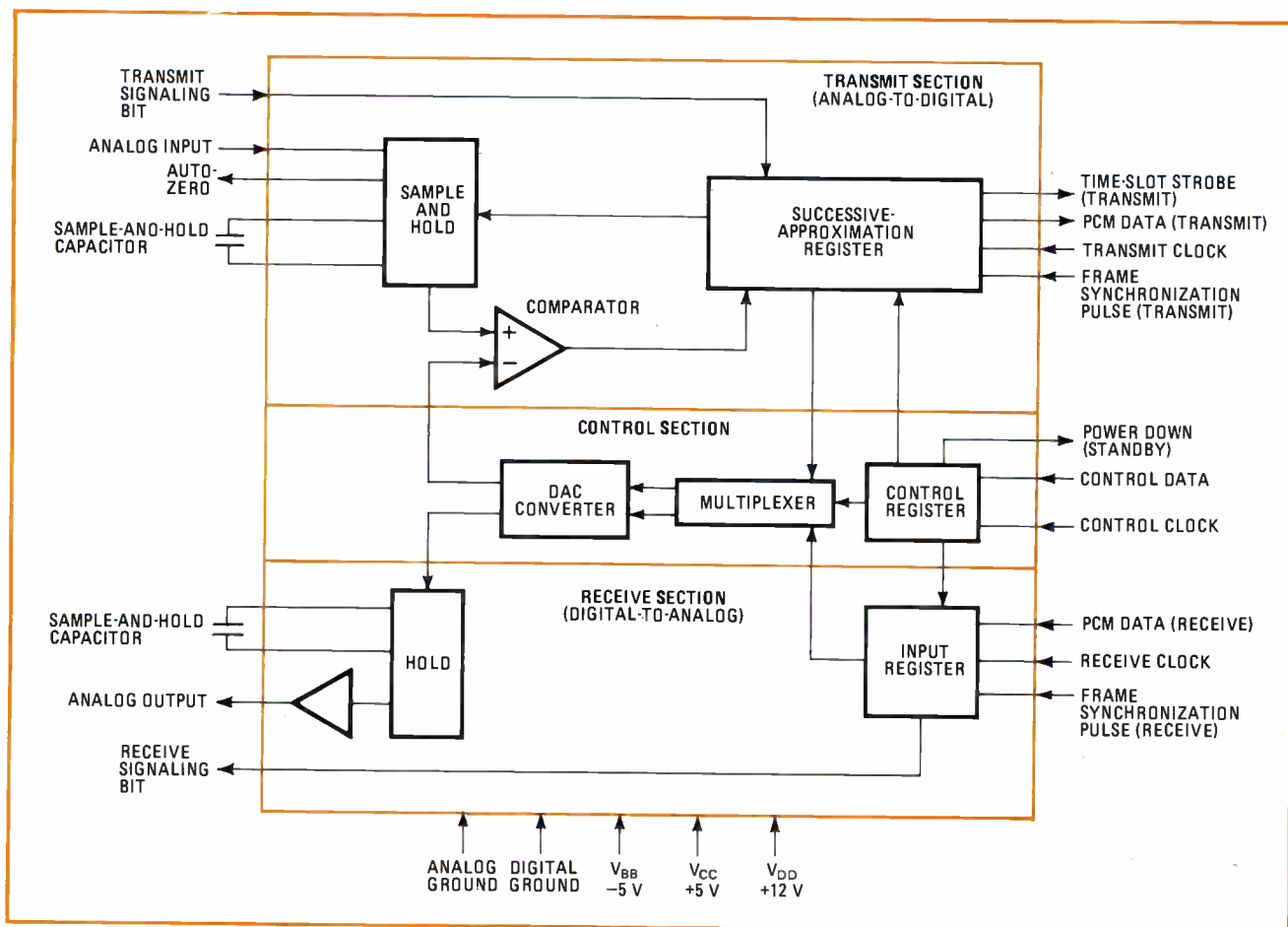
The process provides analog storage in two physically different structures: on capacitors formed between the two polysilicon levels and on capacitors or charge-coupled elements formed between one of the two polysilicon levels and an inversion channel in the silicon substrate. The two types of capacitors may also be superimposed, providing high capacitance per unit area. Double-polysilicon capacitors can be highly voltage-independent and therefore free from distorting effects, but to achieve comparable low distortion in charge-coupled devices or inversion-layer capacitors it is necessary to allow for voltage dependencies. This is achieved by matching between input and sensing elements in the CCDs and between coupling and feedback elements in the capacitors and the CCDs.

Coding and decoding according to the required μ -255 coding law—used by telephone companies in the U.S., Canada, Japan, and some South American countries—are performed by the same MOS circuit on a time-shared basis. (A-law coding, used in the rest of the world, can be implemented with minor design changes.) The coder employs a binary-ratioed capacitor array to define the decision levels corresponding to the end points of the coded segments by charge-redistribution techniques. For generating the linearly spaced decision levels between segments, a linear resistor array is used rather than a second capacitor array and an associated buffer amplifier, which were used previously.

Both CCD transversal filters—one in the transmitting direction, the other in the receiving direction—operate at a sampling frequency of 32 kilohertz. An anti-aliasing CCD prefilter section in the transmitting direction operates at a sampling frequency of 160 kHz, and a sample-and-hold output buffer in the receiving direction reduces unwanted output signals at frequencies near the



1. Space saver. Bell-Northern Research's one-chip PCM codec performs all the necessary functions, including filtering. The digital circuitry is implemented with four-phase dynamic principles and uses polysilicon for the active gates and interconnections.



2. Combined circuitry. Intel married the high logic density of n-channel MOS technology with high-density analog techniques in their single-chip codec, which makes use of a microprocessor-controlled time-slot arrangement for multiplexing up to 32 codecs.

sampling frequency. Total power dissipation on the chip is 230 milliwatts but can be reduced to less than 10 mw for standby operation by a local input signal.

Intel Corp.'s single-channel codec (Fig. 2) includes encoding and decoding functions and a user-programmable time-slot arrangement under microprocessor control that allows multiplexing of as many as 32 codecs. The chip performs all sample-and-hold and a-d and d-a conversion and provides an accurate voltage reference that requires no external components. Also present on chip is a user-programmable time-slot decoder that allows local switching.

Although independent channels are provided for sending and receiving paths, the digital-to-analog converter must be shared by both, and this requires a transparent internal interrupt for asynchronous operation. Each codec controls the multiplexing and demultiplexing of its own data by means of user-assigned time slots. The sending and receiving time slots may be independently and dynamically reassigned in switching, concentrator, and control environments.

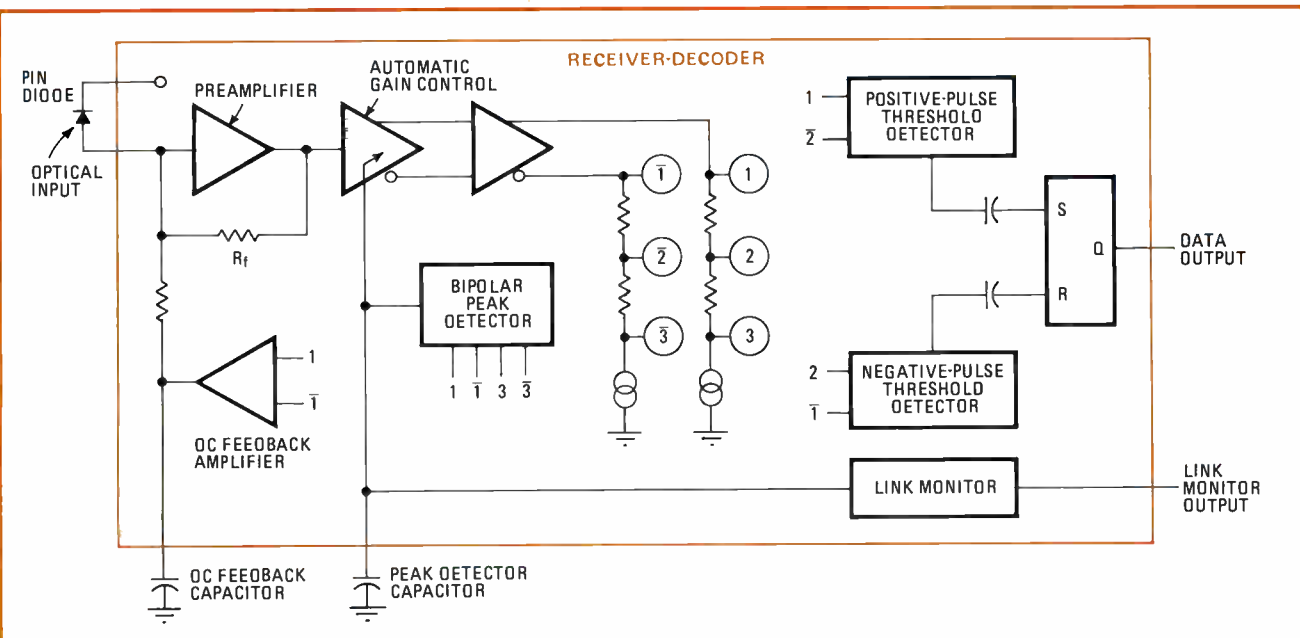
The desired companding code, either the μ -255 or the A-law standard, is produced by a weighted resistor-voltage divider that uses one weighting resistor per

segment, or level, of the desired companding law. A resistor-string d-a converter uses one resistor and one transmission gate for each discrete conversion level.

A precision voltage-reference circuit is included on chip. It is based on the difference in thresholds between two suitably implanted MOS devices whose geometry and biasing are controlled to produce a stable voltage reference. To allow for process-related variations in the initial reference value, the voltage is trimmed at the wafer-sorting stage so as to provide the 3.155-volt full-scale voltage level for the converter.

Two-chip codecs

The two-chip codecs from National Semiconductor Corp., Santa Clara, Calif., and West Germany's Siemens AG also share a single d-a converter between encoding and decoding functions. A successive-approximation register is used with the d-a converter to perform the a-d encoding. Since a-d conversion always takes longer, it is continuous until d-a conversion is necessary. Then an interrupt takes place, and the a-d information is stored in memory until the d-a conversion is quickly accomplished. Both approaches use a resistor-ladder network to produce proper companding levels.



3. Fiber-optic receiver chip. HP selected a 1-GHz f_T bipolar process, with Schottky-barrier diode clamps, for its inherent low-noise current, which improved sensitivity, and for its two layers of metal, which provide the needed isolation between input and output.

Siliconix's per-channel codec uses a C-MOS-chip pair and a capacitive charge redistribution technique to provide the d-a conversion levels. In the Santa Clara, Calif., firm's approach, the converter is not shared. One chip is used for encoding, the other for decoding. All necessary analog and digital functions are integrated on each chip, and the companding a-d and expanding d-a converters produce a digital approximation of the μ -255 companding characteristics without external circuits. Each chip operates with +7.5-v supply voltages and ± 3 -v reference voltages. Power dissipation is less than 100 mw per coder-decoder pair.

Computer analysis provided the design criteria for the various elements of the coder and the decoder. Careful layout techniques, however, were essential to ensure capacitor ratios accurate to within 0.1% with standard metal-gate C-MOS process.

Bell Laboratories, Murray Hill, N. J., has put the encoder function on a single chip. Unlike the other codecs that use a successive-approximation approach implemented with either charge-redistribution or tapped-resistor networks, Bell Labs' codec uses a continuous feedback approach it calls interpolation. To minimize sensitivity to analog circuit parameters, the designers chose to trade off the increased complexity of digital circuits to eliminate analog switches requiring linearity over a 40-decibel dynamic range.

More chips

Other ISSCC sessions discuss additional chips dedicated to communications chores. These include a C-MOS decoder chip for detecting telephone tone signals and two interface chips that provide all the electrical functions necessary to communicate over a fiber-optic link.

At last year's ISSCC, Mostek Corp., Carrollton, Texas, described a tone-dialer chip that generates tone pairs for telephone dialing. This year, Mostek is presenting a C-MOS decoder chip that detects telephone Touch-tone signals, now used throughout the world, and produces a 4-bit digital code.

To meet the surge of activity in fiber-optic communications systems and components, Hewlett-Packard Co., Palo Alto, Calif., has developed two monolithic IC chips that provide all the electrical functions necessary to send and receive data at a 15-megabit/second rate over a fiber-optic link.

The transmitter-coder-driver chip encodes arbitrary sequences of transistor-transistor-logic data of any pulse width from 60 nanoseconds up and provides a temperature-compensated (0°C to 70°C) and voltage-compensated modulating current to drive a high-radiance light-emitting-diode source. At the other end of the link, a receiver-decoder chip (Fig. 3) amplifies the electrical output from a p-i-n diode optical detector and decodes the amplified signal into the original TTL format over the same temperature and voltage range. Automatic gain control is used to provide the wide electrical dynamic range (about 55 dB) needed to ensure proper operation of the fiber-optic link. With AGC, the link can accommodate lengths ranging from a few meters to 1 kilometer without adjustments.

The transmitter chip measures 1.9 by 1.8 millimeters; the receiver, 1.93 by 1.68 mm. Both chips are fabricated using a high-frequency bipolar process with Schottky-barrier diode clamps. The receiver chip, however, combines both high-gain amplifier and digital circuits, and considerable attention to layout was therefore required to prevent parasitic feedback. \square

Special Introductory Offer
for NEW MEMBERS...

**ANY
ONE**
for
only
\$ **1** **89**

**MAIL
THIS
CARD TODAY**

... A bonus book
if you join the

ELECTRONICS and CONTROL ENGINEERS' BOOK CLUB

Electronics and Control Engineers' Book Club
P.O. BOX 582, HIGHTSTOWN, N.J. 08520

Please enroll me as a member and send me the two books indicated. I am to receive the bonus book at the introductory price of \$1.89 plus my first selection, plus tax, postage and handling. If not completely satisfied, I may return the books within 10 days and request that my membership be cancelled. If I keep the books, I agree to take a minimum of three additional books during the next two years at special Club prices (guaranteed 15% discount, often more). I will receive the Club Bulletin 13 times a year. If I want to examine the featured selection, I need take no action. It will be shipped automatically. If, however, I want an alternate selection—or no book at all—I simply notify the Club by returning the convenient card always enclosed. I will always have a minimum of ten days in which to return the card and you will credit my account fully, including postage, if this is not the case. Membership in the Club is continuous but cancellable by me at any time after the four-book purchase requirement has been filled. *This order subject to acceptance by McGraw-Hill. Orders from outside the continental U.S. must be prepaid. All prices subject to change without notice. Offer good for new members only.*

Write Code # of \$1.89 bonus
book selection here

Write Code # of
first selection here

NAME _____

ADDRESS _____

CITY _____

STATE _____

ZIP _____

EXTRA SAVINGS: Remit in full with your order, plus any local and state tax, and McGraw-Hill will pay all postage and handling charges.

ELECTRONICS 1978

E33335

PLACE
STAMP
HERE

**Electronics and Control
Engineers' Book Club**

1221 Avenue of the Americas
New York, N.Y. 10020
U.S.A.

Attn: R. Wilson—26th Floor

When you join...

**the Electronics and
Control Engineers'
Book Club guarantees . . .**

LIBERAL SAVINGS. At least 15% less than the publisher's price is assured.

THE BEST IN PROFESSIONAL BOOKS.
Top authors, up-to-date coverage, wide variety.

AN EFFORTLESS PLAN for automatically bringing to your door the books needed to keep an engineer's library abreast of modern developments.

TAX DEDUCTIONS. Books taken through the club are fully tax-deductible as a professional expense.

and more . . . so join today

NO MEMBERSHIP FEES • NO DUES

Offer to new members of the Electronics and Control Engineers' Book Club

ELECTRONICS ENGINEER'S HANDBOOK. Editor-in-Chief, D. G. Fink. 2,104 pp., 1,026 illus. Huge in every sense, this instant-reference volume gives you every latest essential in the field, 2,100 formulas and equations, a 5,500-item bibliography, and every illustration you need to clarify all of modern electronics!
09/804 Pub. Pr., \$45.50 Club Pr., \$33.50

CIRCUITS. By D. F. Tuttle, Jr. 820 pp., 1,148 illus. It's all here—complete coverage of circuits, what they are, their true nature, and how to analyze them! Topics range from RD and ILC circuits to networks and Laplace transformations.
55/91X Pub. Pr., \$21.50 Club Pr., \$16.95

PROFESSIONAL ENGINEERS' EXAMINATION QUESTIONS AND ANSWERS. By W. S. LaLonde, Jr., and W. J. Stack-Staikidis. 3rd Ed. 601 pp., 276 illus. Over 500 questions and complete answers—suitable for all dates—prepare you for passing your exams for the E.I.T. certificate and your P.E. license.
60/936 Pub. Pr., \$16.50 Club Pr., \$13.75

APPLICATIONS OF OPERATIONAL AMPLIFIERS. By J. G. Graeme. 256 pp., illus. Written with your needs as a designer in mind, this guide on new op-amp technology and its applications was prepared by the Burr-Brown people. This alone would make it one of your most valuable working aids!
38/901 Pub. Pr., \$19.50 Club Pr., \$11.95

HANDBOOK FOR ELECTRONICS ENGINEERING TECHNICIANS. By M. Kaufman and A. H. Seidman. 520 pp., 695 illus. Rely on this technician's godsend for all your work with analog and digital integrated and discrete circuits. Here are the stiff brush-up you want and the solutions to every possible problem.
34/013 Pub. Pr., \$21.50 Club Pr., \$15.95

APPLYING MICROPROCESSORS. Edited by L. Altman and S.E. Scrupski. 200 pp., 81½ x 11, illus. Keep yourself constantly abreast with the new hardware, the new software, and the new applications with this *Electronics* magazine book that advances your technology beyond the previous book *Microprocessors*. You're now into second and third generation devices and their almost unlimited uses!
191/603 Pub. Pr., \$15.00 Club Pr., \$12.50

DIGITAL INTEGRATED CIRCUITS AND OPERATIONAL AMPLIFIER AND OPTOELECTRONIC CIRCUIT DESIGN. Edited by B. Norris. 206 pp., 400 illus. Having this vast amount of case-tested data, proven shortcuts, worked-out circuit designs, and circuit diagrams handy saves you valuable time for your other, more vital, areas of creative design—and cuts down costs in all areas!
637/539 Pub. Pr., \$16.50 Club Pr., \$12.50

ELECTRONICS DESIGNERS' HANDBOOK. Edited by L. J. Giacoletto. 2nd Ed. 2,344 pp., 1,686 illus. Now doubled in size and with 90% of its material new, this famous classic (first edition by Landee, Davis, Albrecht) has been thoroughly revised and updated to give you not only the *how* and the *why* of all your design work but also the *how much* of every design step you take!
231/494 Pub. Pr., \$47.50 Club Pr., \$37.50

HANDBOOK OF ENGINEERING FUNDAMENTALS. By a team of specialists headed by O.W. Eshbach (deceased) and M. Souders. 3rd Ed. 1,562 pp., illus. Yes, this is the famous Eshbach classic, ready in its present edition to save you untold time and work by giving you the latest facts, techniques, drawings, and data needed to solve problems faster than ever!
769/842 Pub. Pr., \$31.50 Club Pr., \$24.95

any one
of these great
professional books

for only **\$1.89**

values up
to \$47.50

Special \$1.89 bonus
book comes to you
with your first
club selection

ELECTRONICS AND CONTROL ENGINEERS' BOOK CLUB saves you both time and money!

Here is a professional book club designed to meet your on-the-job engineering needs by providing practical books in your field on a regular basis at below publisher prices. If you're missing out on important technical literature—if today's high cost of reading curbs the growth of your library—here's the solution to your problem.

The *Electronics and Control Engineers' Book Club* was organized for you, to provide an economical reading program that cannot fail to be of value. Administered by the McGraw-Hill Book Company, all books are chosen by qualified editors and consultants. Their understanding of the standards and values of the literature in your field guarantees the appropriateness of the selections.

How the club operates: Every month you receive free of charge *The Electronics and Control Engineers' Book Club Bulletin*. This announces and describes the Club's featured book of the month as well as alternate selections available at special members' prices. If you want to examine the Club's feature of the month, you do nothing. If you prefer one of the alternate selections—or if you want no book at all—you notify the Club by returning the card enclosed with each Bulletin.

As a Club member, you agree only to the purchase of four books (including your first selection) over a two-year period. Considering the many books published annually, there will surely be at least four you would want to own anyway. By joining the Club, you save both money and the trouble of searching for the best books.

MAIL COUPON TODAY

ELECTRONICS AND CONTROL ENGINEERS' BOOK CLUB
P.O. Box 582, Princeton Road, Hightstown, New Jersey 08520

Please enroll me as a member and send me the two books indicated. I am to receive the bonus book at the introductory price of \$1.89 plus my first selection, plus tax, postage and handling. If not completely satisfied, I may return the books within 10 days and request that my membership be cancelled. If I keep the books, I agree to take a minimum of three additional books during the next two years at special Club prices (guaranteed 15% discount, often more). I will receive the Club Bulletin 13 times a year. If I want to examine the featured selection, I need take no action. It will be shipped automatically. If, however, I want an alternate selection—or no book at all—I simply notify the Club by returning the convenient card always enclosed. I will always have a minimum of ten days in which to return the card and you will credit my account fully, including postage, if this is not the case. Membership in the Club is continuous but cancellable by me at any time after the four-book purchase requirement has been filled. This order subject to acceptance by McGraw-Hill. Orders from outside the continental U.S. must be prepaid. All prices subject to change without notice. Offer good for new members only.

WRITE BELOW:

Code No. of \$1.89 book

Code # of 1st selection

NAME _____

ADDRESS _____

CITY _____

STATE _____

ZIP _____

EXTRA SAVINGS: Remit in full with your order, plus any local and state tax, and McGraw-Hill will pay all regular postage and handling charges.

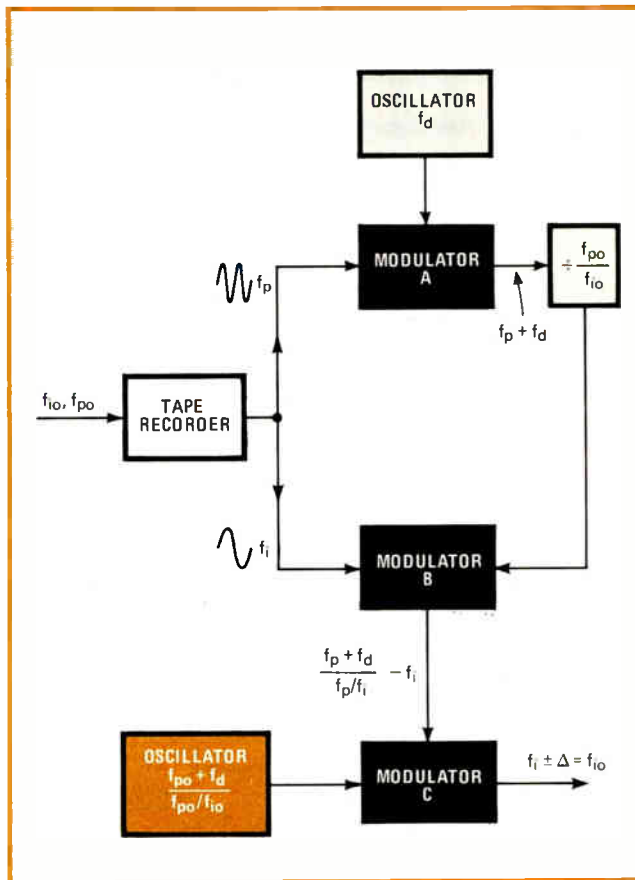
E33334

Modulators compensate for tape-recording errors

by Tom Gross
T. A. O. Gross and Associates, Lincoln, Mass.

If accompanied by a pilot signal of known frequency, any analog signal can be accurately reproduced by a tape recorder, independently of its playback speed, when this special amplitude-modulator scheme is used. Such a circuit regenerates the analog-signal frequencies by detecting any change in the pilot signal frequency caused by variations in tape speed and then by using the change to apply a correction factor to the analog signal emanating from the recorder. Almost perfect error correction is the result.

The principle on which the frequency-compensator operates is diagrammed in Fig. 1. Both the analog or



1. Error correction. Block diagram details technique for precise recovery of input frequency f_{io} from variable-speed tape recorder. Standard modulation processes, plus judicious choice of oscillator frequencies and divider ratio, ensure that proper correction factor is applied to recorder's output signal.

information signal of frequency f_{io} and a pilot signal of frequency f_{po} are initially on tape. During playback, the corresponding output signals f_i and f_p , whose frequencies are linearly proportional to tape speed, are generated. Signal f_p is then translated into a frequency of $f_p + f_d$ by means of fixed oscillator f_d and modulator (mixer) A. After the upper sideband has been divided by an amount equal to f_{po}/f_{io} , it is introduced to mixer B and modulated by f_i .

The resultant lower sideband signal is then modulated in mixer C by a fixed oscillator whose frequency is equal to $f_{io}(f_{po} + f_d)/f_{po}$. This last oscillator ensures that signal f_i is restored to frequency f_{io} . Although in theory f_p , f_i , and f_d could be of any frequency, practical considerations such as the minimization of frequency-modulation distortion products determine the actual ratios of f_p to f_i and f_p to f_d .

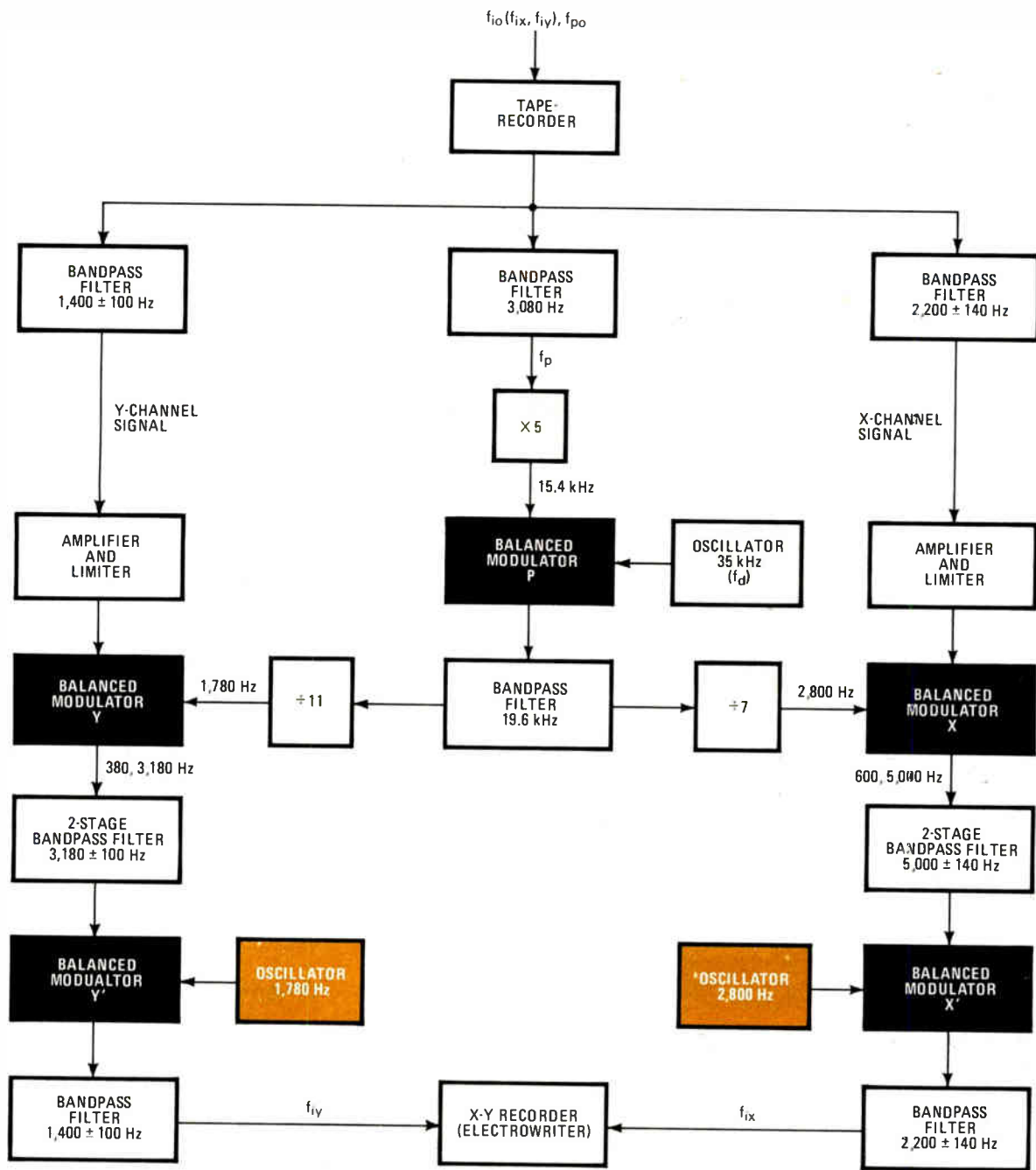
An application requiring extraordinary precision in signal recovery is facsimile reproduction on an X-Y recorder. The block diagram of an actual system is shown in Fig. 2. This compensator was developed for the Polaroid interactive lecture system,¹ which uses the Infolink model 25 Electrowriter to record and play back drawings. Here, two information signals are required, one for each channel.

The Electrowriter processes signals within the bands of $(2,200 \pm 140)$ hertz and $(1,400 \pm 100)$ Hz for the X and Y channels, respectively. The X- and Y-channel midband frequencies correspond to pen positions in the center of the reproduced drawing. These data signals, which are stored on tape, are played back on the Electrowriter receiver at the operator's convenience.

A pilot signal of 3.08 kilohertz has been selected. Multiplied by $3/7$, this signal equals the X-channel center frequency; multiplied by $3/11$, it equals the Y-channel center frequency. When so multiplied, the pilot signal ensures that the amount of frequency-modulation distortion contained on f_p will be equal to that of f_i . It can be shown that when f_p and f_i are mixed, the components in each signal causing distortion are virtually cancelled at the output of the circuit.

The system compensates perfectly for frequency changes when the f_p/f_i ratio is exactly equal to the actual divider ratio f_{po}/f_{io} , the f_p and f_i path delays to mixers X and Y are equal, and the fixed oscillators are stable. If f_i varies over a considerable band, the circuit will overcompensate when the actual divider ratio is less than f_{po}/f_{io} and will undercompensate when the divider ratio is greater than f_{po}/f_{io} .

Mixing of identical pilot and information-signal frequencies poses practical circuit problems. In this case, for instance, dc output voltages would be generated by modulators X and Y. To prevent this, the pilot frequency is translated upwards by means of a 35-kHz oscillator and mixer P. Such a modulation process has no effect on the absolute value of the frequency-modulation distortion at the output—so long as the $3/7$ and $3/11$ multiplying



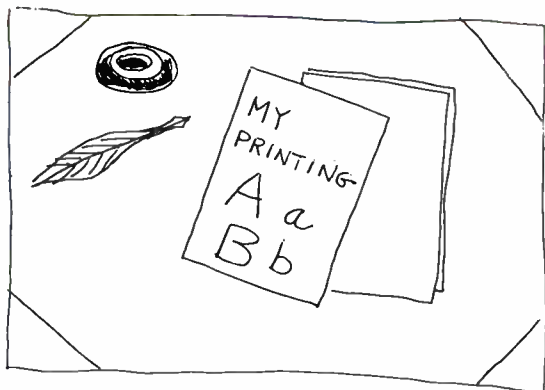
2. Application. Typical data-recovery system for facsimile reproduction requires two information channels. Several bandpass filters are needed throughout to eliminate unwanted sidebands caused by modulation process. Amplitude-modulated noise is eliminated by limiters.

ratios are still preserved, compensation is almost perfect. Note in Fig. 1 that when f_d and f_p signals are summed in mixer A, any distortion products on f_p appear in the upper sideband. Thus a distortion-free signal at the output can only be obtained by extracting the lower-sideband signal from mixer B, because the distortion products add in its upper sideband and subtract in the lower sideband. In the circuit of Fig. 2, however, the difference frequency is extracted from mixer P, so distortion errors on f_p appear inverted in the lower sideband.

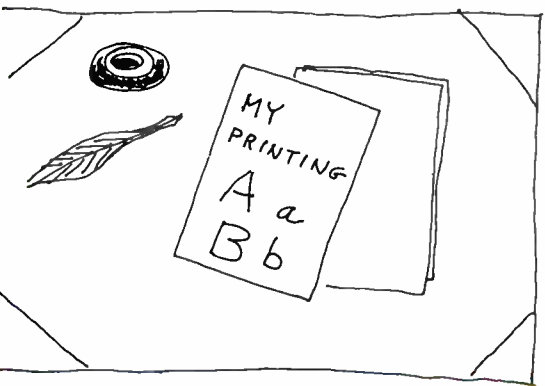
Thus the compensated output signal, devoid of most distortion, must be obtained from the upper sideband product emanating from modulators X and Y.

Amplitude-modulated noise is another source of error. It is eliminated by the limiter in the f_{ix} and f_{iy} channels and by the use of modulators with a high a-m rejection. The LM311 has been found to be a satisfactory limiter and the 1496 an effective balanced modulator.

Also note that a number of bandpass filters are used after each mixer, to ensure that only the sum (or differ-



(a)



(b)



(c)

3. Performance. Original drawing (a) is reproduced by compensated system (b) and uncompensated system (c). Distortion in (b) is due to spurious frequency modulation induced by recorder wow and flutter. The recorder used was the Wollensak Model 2516.

system. The recorder used was a Wollensak model 2516, specially selected for low flutter. The distortion so evident is due to spurious frequency-modulation induced by recorder wow and flutter. Figure 3c shows the output of the Electrowriter using the uncompensated system shown in Fig. 2. An error in long-term average tape speed produces a displacement of the entire picture; in this instance, the error is small.

Some good-sounding machines yield terrible performance in an uncompensated Electrowriter system. With the Wollensak recorder, there is little audible difference in the signals producing Figs. 3b and 3c, yet the difference in picture quality is evident. This suggests that an uncompensated X-Y record system would be ideal for testing tape-recorder and tape-cassette quality. □

References

1. Stuart F. Wilson, *Technology Review*, Vol. 74, January 1972, pp. 50-58.

ence) frequencies are extracted and the unwanted side-band is rejected. Care must be taken in the design of the filters to ensure that the time constants of each are equal, to maintain excellent circuit compensation.

The performance of the system is illustrated by the three-part photograph. Figure 3a is the original. Figure 3b shows the output of a compensated Electrowriter

Low-cost scanner checks diode matrix automatically

by C. S. Chi
Shrewsbury, Mass.

Manually testing a diode matrix for open or shorted elements is tedious, because every matrix point has to be checked to isolate failed diodes. But faults are detected automatically with the circuit shown in the figure.

This tester steps through each matrix row to find the location of any open diodes, then turns into a simple go/no-go matrix tester to check for the (rare) presence of a shorted diode. Although intended specifically for testing an eight-channel read/write head used for computer mass-storage applications, the circuit can be modified for testing a matrix of any kind or size.

The eight ferrite-head assemblies forming the read/write 8×2 matrix are mounted in a head block, the

standard configuration (a). The head block is activated by asserting a logic 0 on the two control lines, HSA and HSB. Each individual ferrite head in the block is selected by means of lines S_0-S_7 .

Of the nine test sequences generated by the circuit, eight test the matrix channel by channel. Each activates a different channel sequentially and checks it for open elements. The ninth test sequence deactivates all channels simultaneously to check for shorted elements. Note that in this particular circuit either the diode or the ferrite coil may be faulty.

In the scanner (b), a voltage-controlled oscillator, the 4024, generates the 10-kilohertz clock signal required for the 7493 binary counter. The counter steps the 7442 decoder through each of the eight matrix points, while the 7300 displays the scanned location.

In the circuit's active mode (the first eight sequences), only the channel selected at the 7442 can force current into its respective head block terminal S_0-S_7 . If the elements in the channel are good, current flow will return to ground by way of the HSA and HSB lines.

When all is well, Q_1 and Q_2 will be saturated, and Q_3



"INDUSTRIAL" WIRE WRAPPING TOOL

Model BW 520 is a battery operated wire-wrapping tool, also available in reversible models for wrapping and unwrapping operations. The rechargeable nickel cadmium battery is self contained in the handle of the tool. Also available with "Backforce" device to prevent overwrapping.

Uses any 24AWG thru 32AWG wrapping bits and sleeves.

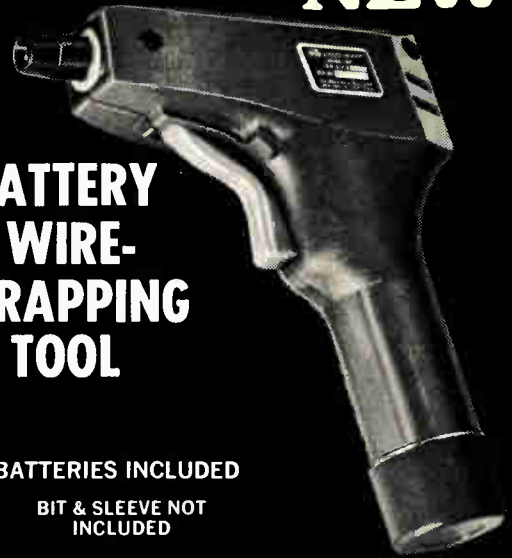


OK MACHINE & TOOL CORPORATION

3455 Conner St., Bronx, N.Y. 10475 / (212) 994-6600 / Telex 125091

Model **BW520**

NEW



BATTERY WIRE- WRAPPING TOOL

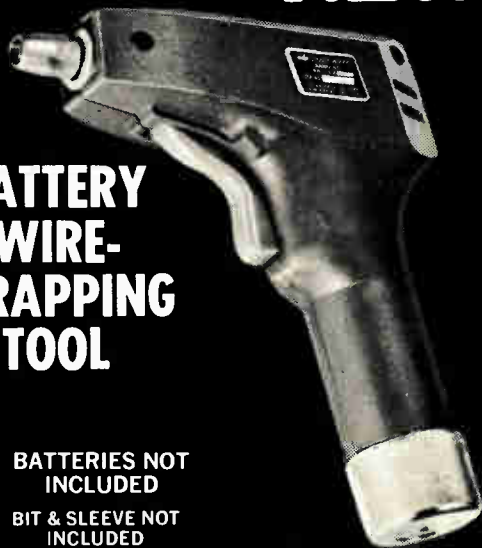
BATTERIES INCLUDED

BIT & SLEEVE NOT
INCLUDED

Model **BW928**

NEW

BATTERY WIRE- WRAPPING TOOL



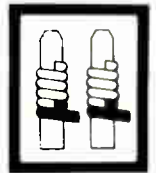
BATTERIES NOT
INCLUDED
BIT & SLEEVE NOT
INCLUDED



"INSTALLATION AND FIELD SERVICE" WIRE WRAPPING TOOL

Model BW 928 is a battery operated wire wrapping tool, also available in reversible models for wrapping and unwrapping operations. Exceptionally useful for installation and field service work, or small production jobs. Available with "Backforce" device to prevent overwrapping.

Uses any 24AWG thru 32AWG wrapping bits and sleeves.



OK MACHINE & TOOL CORPORATION

3455 Conner St., Bronx, N.Y. 10475 / (212) 994-6600 / Telex 125091



"HOBBY" WIRE WRAPPING TOOL

For AWG 30, .025" (0.63mm) sq. post, "MODIFIED" wrap, positive indexing, anti-overwrapping device.



OK MACHINE & TOOL CORPORATION

3455 Conner St., Bronx, N.Y. 10475 / (212) 994-6600 / Telex 125091

Model **BW630**

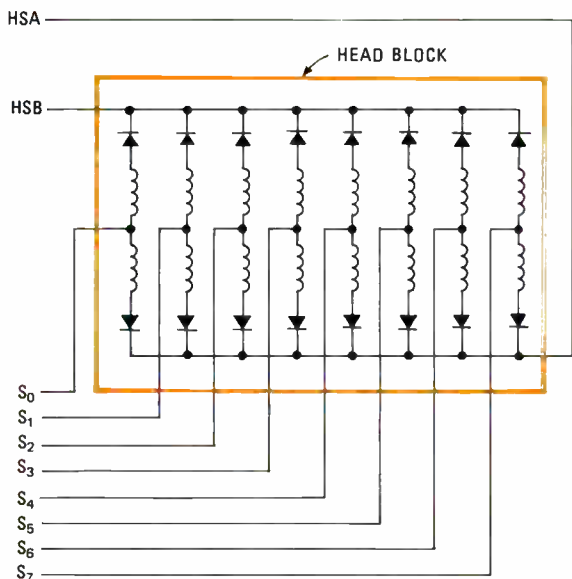
NEW

BATTERY WIRE- WRAPPING TOOL



BATTERIES NOT
INCLUDED

COMPLETE WITH
BIT & SLEEVE



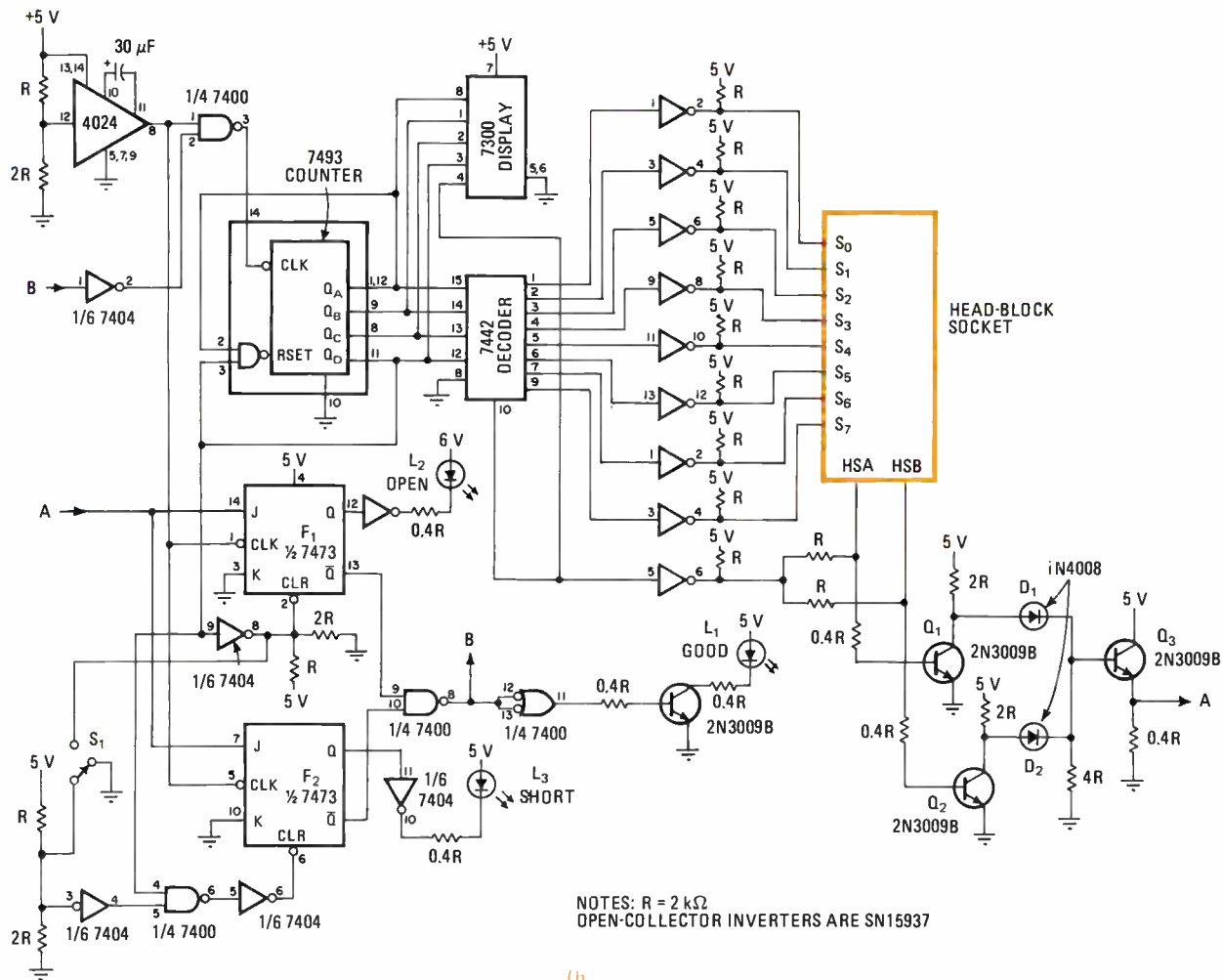
(a)

will be off; the signal at A will be low, and light-emitting diode L_1 will be on, indicating no fault. If current fails to emanate from HSA or HSB, however, Q_1 , Q_2 , or both will turn off, Q_3 will turn on, and A will go to logic 1; thus the 7473 flip-flop F_1 will set, disabling the clock, and L_2 will turn on. The 7300 will indicate the channel which has the open diode.

After each channel has been activated in succession, the blocking mode is entered, which turns off all channels. Lines HSA and HSB are brought to logic 1, thus back-biasing all the diodes in the head. Should any of the diodes be leaking or shorted either Q_1 or Q_2 or both will turn off, causing F_2 to set and L_3 to light. The system clock is again disabled.

Detecting one fault in the matrix does not preclude the possibility of finding other faults. The reset switch, S_1 , can be used to clear F_1 and F_2 , to start the system clock again. The circuit counter, which has been sitting at the location of the last matrix point found faulty, then continues on until the next fault is found. □

Engineer's notebook is a regular feature in *Electronics*. We invite readers to submit original design shortcuts, calculation aids, measurement and test techniques, and other ideas for saving engineering time or cost. We'll pay \$50 for each item published.



(b)

NOTES: $R = 2 \text{ k}\Omega$
OPEN-COLLECTOR INVERTERS ARE SN15937

Matrix tester. Circuit automatically scans diode matrix (a) to find open or shorted elements. It sequentially activates each channel in read/write head to locate open elements, deactivates all channels simultaneously to check for shorted components (b).

How to measure the standby power of C-MOS RAMs

The attractively low standby power of complementary-MOS static random-access memories—typically only 40 to 100 μW for a 1,024-bit device—is actually a function of the pattern stored in the RAM, points out Conrad Boisvert, an applications manager at Synertek in Santa Clara, Calif. This power is at its minimum (P_{\min}) if you measure it immediately after applying V_{CC} (before any memory-write operations), but at its maximum (P_{\max}) if you read the pattern and then store its complement. Indeed, P_{\max} is frequently several orders of magnitude greater than P_{\min} .

Knowing P_{\max} is often necessary, but measuring it directly is very difficult and sometimes impossible. **One way to simplify the measurement yet still determine the absolute worst-case value is to take advantage of the equality: $P_{\max} + P_{\min} = P_0 + P_1$** , where P_0 is the power with all zeros stored, and P_1 the power with all ones stored. This equation may be rewritten as: $P_{\max} = P_0 + P_1 - P_{\min}$. The three right-hand terms are all relatively easy to measure on moderately priced test equipment. In your application, if it is unlikely that the worst-case standby-power pattern will occur, then you only need to determine P_0 and P_1 , which are easy to measure even with the simplest equipment. In fact, just with this minimal test, you will be able to detect any severe leakage paths.

Controller ICs service microcomputer peripherals

If you're designing microcomputer-based equipment, be sure to take a look at the new LSI peripheral controllers, which can replace tens of TTL packages. Because they provide all the necessary control logic and drive signals for a particular peripheral, these large-scale integrated circuits **free the central microprocessor for general data and control functions**. Besides being available from all microcomputer suppliers as part of their families, they are being offered by a host of independent manufacturers. But whoever the supplier, most of the chips are bus-compatible with the popular microcomputer systems. They include controllers for keyboards as well as displays, in addition to devices for direct-memory-access control, data-link interface, and encryption chips.

Where to get the lowdown on LSI reliability

All too often, reliability data for microprocessors, memories, and other LSI devices is hard to obtain. Now the Reliability Analysis Center is offering a **databook that inspects the failure rates, screening, and burn-in results, as well as failure modes and mechanisms, of the latest LSI parts**. To get your copy, send \$50 prepaid (\$60 non-U. S.) to: Ordering No. MDR-7, Reliability Analysis Center, Griffiss Air Force Base, N. Y. 13441.

New IEEE dictionary lists 10,000 acronyms

Much electronics jargon is an alphabet soup of acronyms that often befuddle the novice and can confuse even the expert. So the Institute of Electrical and Electronics Engineers has included a list of some 10,000 acronyms in its second edition of the IEEE Standard Dictionary of Electrical and Electronics Terms. **Besides the acronym section, this expanded edition contains more than 20,000 entries, over 7,000 of which are new or revised**. Until June 30, the price is \$22.45 for members and \$24.95 for nonmembers; after, it is \$33.75 and \$37.50, respectively. Copies are available from the IEEE Service Center, 445 Hoes Lane, Piscataway, N. J. 08854, as well as from Wiley-Interscience, a division of John Wiley and Sons Inc., and technical bookstores. **Lucinda Mattera**

The single chip analog computer.

A versatile, new
computational IC that's
accurate and easy
to use,



The AD534 Analog Multiplier,
from \$16 in 100s.

The Analog Devices' AD534 Analog Multiplier. A new, monolithic, laser-trimmed, four-quadrant analog multiplier destined to smash the myth that analog multipliers are more complex than the computing function they solve.

The AD534 has a guaranteed maximum multiplication error of $\pm 0.25\%$ without external trims of any kind. This level of accuracy you'd normally expect to find only in expensive hybrids or bulky discrete modules. Excellent supply rejection, low temperature coefficients and long-term stability of the on-chip thin film resistors and buried zener reference preserve the AD534's accuracy even under the most adverse conditions.

The AD534 is the first general purpose, high performance analog multiplier to offer fully differential high impedance operation on all inputs. And that's what gives the AD534 its amazing flexibility and ease of use.

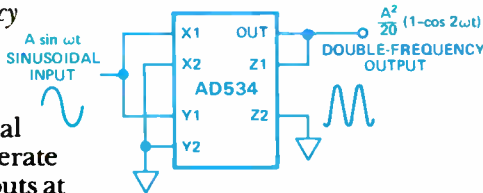
The AD534 is a completely self-contained, self-sufficient multiplier which can generate complex transfer functions very close to theoretical. Our active laser trimming of thin film resistors on the chip to adjust scale factor, feedthrough and offset allow you to plug in the AD534 and run it virtually without adjustment.

In addition to straightforward implementation of standard MDSSR functions (multiplication, division, squaring and square rooting), the AD534 simplifies analog computation (ratio determination, vector addition, RMS conversion); signal processing (amplitude modulation, frequency multiplication, voltage controlled filters); complex measurements (wattmeters, phasemeters, flowmeters) and function linearization (transducers, bridge outputs, etc.) You can set up the AD534 to perform complex calculations by using various feedback arrangements to manipulate the AD534 transfer function of $(X_1 - X_2)(Y_1 - Y_2) = 10(Z_1 - Z_2)$.

and use,

In Frequency Multiplication.

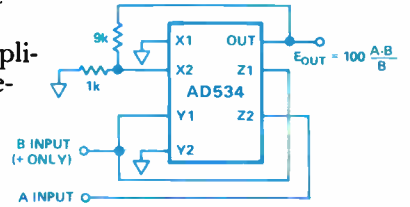
Nonlinear circuits which accept sinusoidal inputs and generate sinusoidal outputs at two, three, four, five or more times the input frequency make use of trigonometric identities which can be implemented quite easily with the AD534 as shown. For this frequency doubling circuit the output should be AC-coupled to remove the DC offset resulting from the trigonometric manipulation.



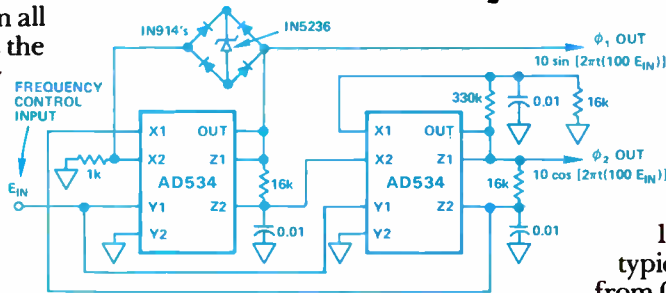
In Ratio Computing. The percentage deviation function is of practical value for many applications in measurement, testing and control. The AD534 is shown in a circuit that

computes the percentage deviation between its two inputs. The scale factor in this arrangement is 1% per volt although other scale factors are obtainable by altering the resistor ratios.

and use,



and use,



In Sine Wave Function Generation.

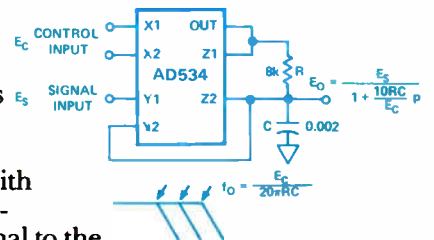
The voltage controlled 2-phase oscillator uses two AD534's for integration with controllable time constants in a feedback loop. The frequency control input, E_{IN} , varies the integrator gains, with a sensitivity of 100Hz/V and frequency error typically less than 0.1% of full scale from 0.1V to 10V.

In a Voltage Controlled Filter.

The output voltage, which should be unloaded by a follower, responds as though E_s were applied directly to the RC filter but with the filter break frequency proportional to the input control voltage (i.e. $f_0 = \frac{E_c}{20\pi RC}$). The frequency response has a break at f_0 and a 6dB/octave rolloff.

These uses of our new Single Chip Analog Computer, the AD534, are only the beginning. For the big picture call Doug Grant at (617) 935-5565. Or write for a copy of our new Multiplier Application Guide and the data sheet on the AD534.

and use.



ANALOG DEVICES

The real company in analog computation.

Circle 142 on reader service card

MARK IT!

R6500 offers innovative architecture and technology.

The 8-bit R6500 is produced with N-channel, silicon gate, depletion load technology and innovative architecture. The result is smaller, faster chips to keep your system costs down and performance up.

A family of ten software compatible CPUs in 28- and 40-pin DIP packages give you the most cost-effective fit for your application. Prove it to yourself—Price it!

R6500 is designed for greater memory and I/O efficiency.

Of the leading NMOS microprocessors, only the R6500 has 13 addressing modes and true indexing capability. More addressing modes coupled with an advanced instruction set makes programming the R6500 easy and efficient. Fewer program steps means lower memory cost and faster program execution.

R6500 memory-managed I/O eliminates performance bottlenecks associated with the separate I/O buses, I/O commands and register overhead required by other microprocessors.


A broad selection of memory, I/O and combination memory-I/O-timer circuits are available. And Rockwell is presently delivering the industry's first fully static 32K ROM—the R2332—and the industry's fastest 32K ROM—the R2332-3.

SYSTEM 65 gets you started for less.

SYSTEM 65 Microcomputer Development System is efficient and easy-to-use and is equipped with dual mini-floppies. It's priced at only \$4800.

ROM-resident SYSTEM 65 firmware features a two-pass assembler, text editor and symbolic debug/monitor package. Current loop, RS-232C, printer and scope sync ports are also provided. The optional USER 65 (User System EvaluatoR) module extends the power of SYSTEM 65 for in-circuit emulation.

Other design support includes KIM-1, TIM, timesharing cross-assembler, complete documentation and extensive applications engineering.



Industry researchers say the multiple-sourced 6500 outshipped the Z-80, 6800 and 8085 during the last quarter of 1977. Benchmark it!

For more information, contact your nearest Rockwell distributor or Rockwell International GmbH, Microelectronic Device Division, Fraunhoferstrasse 11, D-8033 Munchen-Martinsried, Germany. Phone: (089) 859-9575. Or Rockwell International Overseas Corp., Ichiban-cho Central Building, 22-1 Ichiban-cho, Chiyoda-ku, Tokyo 102, Japan. Phone: 265-8808.

BENELUX
Famatra
P.O. Box 721
Breda, Holland
Ginnekenweg 128
(076) 13 34 57

FRANCE
REA
9 Rue Ernest Cognacq
92301 Levallois-Perret
France
(01) 758-11-11

ITALY
Dott. ing G. De Mico S.P.A.
Via Manzoni 31
20121 Milano
Italy
(02) 65 31 31

NORWAY, SWEDEN,
DENMARK, FINLAND
Micronor
Box 96
1321 Stabbekk, Norway
(02) 54 51 30

SPAIN
Comelta
Orense 9-5 0 Izq.
Madrid-20, Spain
(01) 254-3030

SWITZERLAND
Aumann & Company AG
Forchstrasse 282
8029 Zurich
Switzerland
(01) 53 54 00

UNITED KINGDOM
Pelco Electronics, Ltd.
Enterprise House
83-85 Western Road
Hove

Sussex BN31JB
England
0273-722155

WEST GERMANY
System Kontakt
Siemensstrasse 5
7107 Bad Friedrichshall
Germany
07136 5031

JAPAN
Matsushita Electric Trading Company
P.O. Box 18 Trade Center
6th Floor World Trade Center Bldg.
No. 4-1 Hamamatsu-cho 2-chome
Minato-ku, Tokyo 105
Japan
(03) 435-4552
Telex: J2 4647 (Matsuelo)

Marubeni Corporation
4-2 Ohtemachi 1-chome
Chiyoda-ku, Tokyo
Japan
Tokyo 282-3412

Matsushita Electric Trading Company
71 Kawaramachi 5-chome
Higashi-ku, Osaka 541
Japan
Osaka (06) 204-5563
Telex: J63380



Rockwell International

...where science gets down to business

Circle 144 on reader service card

Fast printer-plotter writes thermally

Vacuum system holds paper and microprocessor allows programmed control of microstepping desktop unit

by Raymond P. Capece, Computers Editor

Two things are bound to strike someone watching Hewlett-Packard Co.'s thermally writing plotter-printer as it quietly executes an annotated line drawing. The first is its speed—characters spew forth almost as quickly as straight lines. The second is its bidirectional drive mechanism—it can spool out more than 16 feet from a paper roll, reel it rapidly back in, and return accurately to the starting point.

The model 7245A plots as capably as it prints. As a plotter, it features user scaling, graph rotation, and even point-digitizing: it can tell a host computer over the IEEE-488 bus what is the digital address of the point appearing beneath its cursor. As a printer, it offers two upper- and lower-case 128-character fonts and writes at a speed of up to 38 characters per second. Moreover, it prints in four directions—a feat beyond most printers.

Several factors contribute to the 7245A's combination of speed and capability. The thermal print head has a novel array of 12 tantalum-aluminum thin-film resistors so arranged as to facilitate printing dot-matrix characters in four directions. An additional resistor, larger than the others, draws the vectors.

The paper is sprocket-fed and held taut by a vacuum system, which flattens out the writing surface and makes the unit reliable enough to move paper at the high speed of 20 inches per second. Even after casting out 16 or more feet of paper, the 7245A can reel it back and lay a redraw down precisely on top of a first plot. Repeatability is a remarkable ± 250 micrometers.

The microprocessor-based plotter-

printer has an open-loop control system—positioning is by pulsing of stepping motors. But the device has the speed and line smoothness characteristic of more elaborate and costly closed-loop servo systems. Microstepping, a technique of driving the steppers with currents at levels between the binary-switched extremes, is used to get better resolution without sacrificing speed. The smallest step in the 7245A is $25 \mu\text{m}$, but plotting speed can reach 0.25 meter per second.

The technique bucks resonances in the motors. But even so, wavy lines are normally produced at some of the microstepped positions because of even-harmonic resonances in the motors. However, says Pat Fobes, product marketing manager at HP's

San Diego division, "By adding odd harmonics to the phase current waveforms for each motor, we can smooth out the ripples."

The 7245A has 44 built-in programmable instructions that take care of scaling, graph-rotation, and other common plotting operations. The 8½-in.-wide paper accommodates 88 columns of 7-by-9-dot-matrix characters or 44 columns of the 14-by-9-dot extended characters. A total of 8 matrix fonts is available, including 6 foreign character sets, and in all fonts characters can be underscored as they are printed.

The 7245A is priced at \$4,600, and delivery time is four to six weeks.

Hewlett-Packard Co., 1501 Page Mill Road, Palo Alto, Calif. 94304 [338]




The magazine you're reading now, could be your own.

Drop off the routing list. Get your own fresh, unclipped copy mailed to your home or office. Turn to the subscription card in the back of the magazine. If somebody has beat you to it, write: Electronics, P.O. Box 430, Hightstown, N.J. 08520.

The Space Saver

10MHz Dual-Trace Oscilloscope



VP-5102A

Full Features in a 26cm Square

The National VP-5102A is a unique instrument designed to give you the greatest number of extra features while taking up the least amount of working space possible. Use of a newly-developed short-necked CRT enabled National to pack a dual-trace display with DC-10MHz bandwidth (-3dB) and calibrated X-Y operation, a built-in x5 sweep magnifier and an AUTO Trigger function into a cabinet that measures only 148 x 260 x 260mm and weighs only 5 kg.

Extra Sensitivity

Nor did National stop there. To guarantee 3 percent accuracy at 10mV/DIV, the VP-5102A employs an Internal Graticule CRT for this 10MHz oscilloscope. To ensure greater versatility, this unit also incorporates

a tilt stand for easier trace viewing, a built-in amplitude calibrator, a front-panel trace rotation control plus TV waveform triggering circuitry. All of which combine to make the VP-5102A a great little addition to your working equipment.

The VP-5100A

The National VP-5100A, like the 5102A, features an Internal Graticule CRT and compact (148 x 260 x 260mm) unit size. Other features include a sensitivity of 10mV, variable control for vertical deflection factors and sweep rate plus STEP ATT BAL control.



VP-5100A

National

Circle 236 on reader service card

World Radio History

Matsushita Electric Trading Co., Ltd.
Sales Promotion Section
C.P.O. Box 288, Osaka, Japan

Please send me information on VP-5102A and VP-5100A


Name

Name of Company

Address



WHEN HALF THE POWER



WILL DO THE WHOLE JOB!

If your application requires only moderate power, ENI's new Model A150 will do the job. All it takes is a laboratory signal generator and you've got a perfect match for RFI/EMI testing, NMR/ENDOR, RF transmission, ultrasonics and more.

Capable of supplying more than 150 watts of RF power into any load impedance, the A150 covers the frequency range of .3 to 35 MHz.

We could mention unconditional stability, instantaneous failsafe provisions and absolute protection from overloads and transients, but that's what you expect from any ENI power amplifier, and the A150 is no exception!

For additional specifications, a demonstration, or a copy of our new, full-line catalog, contact ENI, 3000 Winton Road South, Rochester, New York 14623. Call 716-473-6900 or Telex 97-8283 ENI ROC.

ENI

The World's Leader in Power Amplifiers

New products

Communications

Optical links are catching on

Five firms join ranks of those offering equipment for fiber-optic communications

Fiber-optics technology has lured five more companies into adding new fiber-optic assemblies to similar products already on the market from ITT, Harris, Meret, Augat, and others. And that's not counting the digital-data communications link that should be available from Hewlett-Packard early this year [*Electronics*, Oct. 27, p. 31].

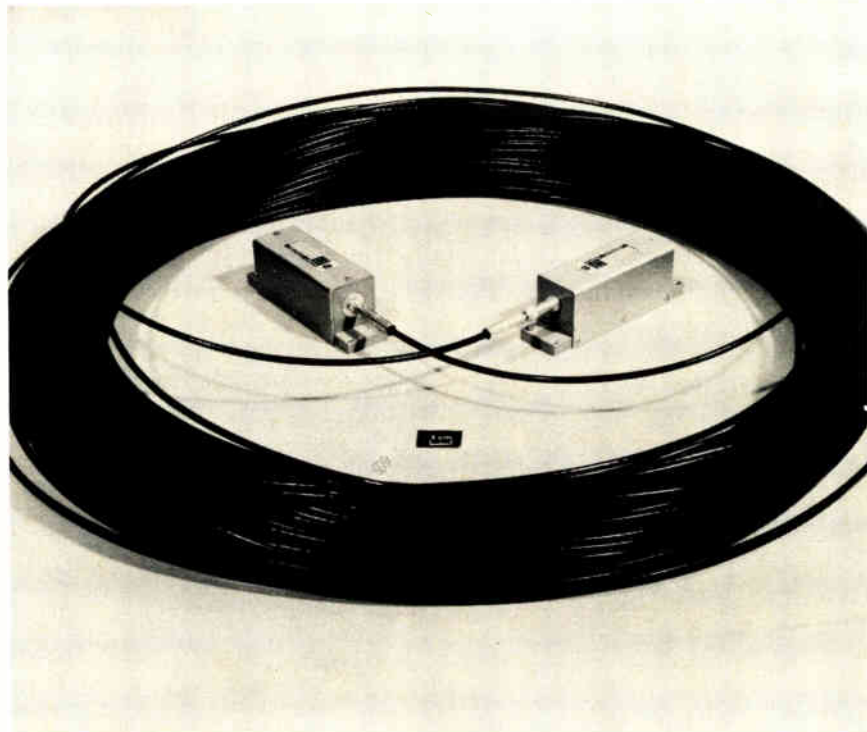
All but one of the new entries consist of complete analog and digital fiber-optic links that include transmitter and receiver assemblies. The exception is Texas Instruments' family of sources and photodetectors with pigtailed fiber cable termi-

nated in AMP fiber-optic connectors. It seems certain, however, that later this year TI will offer transistor-transistor-logic-compatible transmitter and receiver modules as well.

These self-contained data-transmission systems contain all the necessary components to allow users to "get on the air" immediately with no engineering effort required. Both analog and digital systems with various data rates over simplex and duplex lines are fast becoming off-the-shelf components for applications such as linking computers to peripheral equipment and for transmitting control data in industrial environments. For the first time, they offer a price-competitive alternate to using modems and shielded cables for transmitting data over 1-kilometer distances.

What's more, the fiber-optic links are not prone to electromagnetic interference, nor do they require high-cost installation by union electricians. In fact, one company is stuffing fiber-optic links down an elevator shaft in a high-rise building to connect data terminals to a

Fast. Thirty-megabit-per-second simplex link from Plessey comprises separate transmit and receive modules. It can operate with single-fiber cables up to 2 km long.



OVENAIRE...

...now, more than ever, your best bet for crystal oscillators.

Ovenaire's oscillator capabilities have been enhanced by the acquisition of W.H. Ferwalt, Inc.

- **STATE-OF-THE-ART HIGH STABILITY CRYSTAL OSCILLATORS** with stabilities to 5×10^{-10} /day and $7 \times 10^{-11}/^{\circ}\text{C}$.
- **OVENIZED CRYSTAL OSCILLATORS** $3 \times 10^{-9}/^{\circ}\text{C}$ at low cost.
- **TCXO's** with temperature stabilities to $\pm 1 \times 10^{-7}$ 0 to 50°C .
- **DIP HYBRID CIRCUIT CRYSTAL OSCILLATORS** with temperature stabilities to ± 20 ppm.

...and, as always, your best bet for crystal and component ovens.

- **ELECTRONIC CONTROL MINIATURE OVENS FOR:** HC-18U, HC-25U, HC-42U, HC-43U crystals TO5 & TO8 crystal, transistor or IC 14 Pin & 16 Pin DIP IC.

Plus a complete range of ovens for commercial and military applications.

OVENAIRE-AUDIO-CARPENTER

Division of Walter Kidde & Company, Inc.

706 Forrest St., Charlottesville, Va. 22901
804/977-8050 TWX 510-587-5461

KIDDE

Circle 217 on reader service card

INTERFACE YOUR IDEAS WITH THEIRS

Over 100 different types of breadboards in stock for immediate shipment, general purpose breadboards and compatible cards for many popular minicomputers, including DEC and Data General NOVA. Also, a complete line of connectors, card racks, extender boards, and minicomputer accessories providing designers with a great variety of options from which to choose. In addition, any board can be loaded with your selection of wire-wrap pins, capacitors, and I.C. sockets. Contact us today for a free copy of our 32 page catalog.



DOUGLAS BREADBOARDS MAKE IT SIMPLE

DOUGLAS ELECTRONICS
718 MARINA BOULEVARD SAN LEANDRO, CA 94577
(415) 483-8770

156 Circle 156 on reader service card

New products

computer area recently moved some five floors away.

Although most of the fiber-optic links being offered are for one-way or simplex transmission—two would be needed for two-way or duplex operation—Valtec Corp., West Boylston, Mass., offers a full-duplex, asynchronous data link especially formatted to the RS-232-C standard used in computer-to-peripheral communications. They also provide a TTL-compatible duplex link for applications requiring a larger bandwidth capability. Both links contain power supplies and can be powered directly from house current.

The RS-232-C link provides a transmission capability of dc to 20 kilobytes per second over distances of 1 km. It is offered in two versions: RSK-D1 operates in the near infrared (about 820 nanometers) and costs \$1,200; RSH-D1 operates in the visible spectrum (about 660 nm) and is priced at \$1,000. The full-duplex, TTL-compatible link handles data rates of 10 megabits per second for distances of 1 km. Model TTK-D1 (near infrared) sells for \$1,300; model TTH-D1 (visible spectrum) costs \$200 less, but data rates are limited to 30 Mb/s for distances of less than 100 meters. Valtec also sells duplex fiber-optic cables with connectors attached for about \$3 per meter.

RCA Corp.'s Electro-Optics and Devices Operation, Lancaster, Pa., has a simplex 20-Mb/s digital fiber-optic data link using RCA light-emitting diodes and silicon photodetectors with amplifier and threshold-drive circuitry. The transmitter requires +5 v at 250 mA, while the receiver needs three voltages: +6 v at 30 mA, -6 v at 20 mA, and a positive-bias supply voltage of from 6 to 45 v depending on the data rate required. The transmitter and receiver modules are priced between \$700 and \$1,000 and are available in 30 to 60 days after order.

The customer must provide his own fiber-optic cable with connectors that mate to the AMP fiber-optic connectors on the RCA modules. Although the system was designed to optically mate with Du Pont's plas-

MORE THAN A HOBBY WITH US.



New iCOM® Attaché™

A serious small system for practical computing

Tinker-time is over for many small-computer users. You're ready for more powerful, more professional equipment—to replace early kluged systems, or for easier computer ownership.

We're ready too. With Attaché—handsomely produced by iCOM® pros, strengthened by our Pertec Computer Corporation family ties. Already first in Microperipherals®, we've expanded our industry commitment, to provide *complete turnkey systems* backed by PCC's full technical resources.

Take Attaché seriously.

At last a no-nonsense desktop computer: highly advanced, but you don't have to be an engineer to run it. And flexible enough for application versatility.

Heavy-duty powered, Attaché's S-100 bus mainframe offers 10-slot accommodations. For 8080 microprocessor, video, and turnkey monitor boards, for full 64-character ASCII keyboard. With room to spare for user options: plug in 16K memory, cassette interface (KACR), I/O, process control, and/or iCOM floppy disk interface cards.

With serious software support.

Attaché software options take advantage of iCOM's solid experience: field-proven FDOS-III™ Disk Operating System; relocatable assembly language development system; and DEBBI™ the Disk-Extended BASIC by iCOM.

iCOM: right, from the start.

Now the most-trusted name in Microperipherals can satisfy your *total* system requirements. With a serious computer worth looking into today at your local computer store.

iCOM®

Products of **PCC** Pertec Computer Corporation

20630 Nordhoff Street, Chatsworth, CA 91311. Telephone: (213) 998-1800. TWX: (910) 494-2093.

Built and backed by Pertec Computer Corporation, (world's leading independent producer of computer peripheral equipment and distributed processing and data entry systems).

Circle 158 on reader service card

© 1978. iCOM® is a registered trademark of Pertec Computer Corporation

World Radio History

New products



Variety. Math Associates offers both 30-MHz analog and 30-Mb/s digital links.

tic-clad PFXS-120 silica cable, other types can be accommodated.

Math Associates Inc. of Great Neck, N.Y., offers analog links covering dc through 30 MHz and digital links that transmit 30×10^6 pulses per second (30-Mb/s data rates). Both transmitter and receiver are fully TTL-compatible and contain built-in voltage regulators that accept ± 15 v to ± 18 v dc, or 12 v ac. A plug-in transformer, similar to those used with hand-held calculators, allows the system to operate from 115/230 v, 50 to 60 hertz.

All systems can be supplied with 890-nm wavelength sources for use with glass fibers or 660-nm sources for use with all-plastic fiber cables used for shorter link lengths.

Several analog systems offer the user a choice of bandwidth. The RA-1000 (receiver) and XA-1000 (transmitter) form a simplex link with a bandwidth from dc to 1 MHz (3-decibel point) that will operate for 2 km with less than 1% non-linearity. This system and an ac-coupled version cost \$430. Two other versions are available: a 10-Hz to 10-MHz link for \$650 and a 10-Hz to 30-MHz link that costs about \$850.

The TTL-compatible digital link consists of a transmitter module, XD-1000, and a receiver module, RD-1000, that will handle up to 10^6 pps over a 2-km link. Both units, which can be powered from +7 v to +15 v dc or from 6.3 to 12.6 v ac, cost \$378 each. Delivery of all units is from stock to 2 weeks.

Plessey Optoelectronics and Microwave, Irvine, Calif., offers a

VISIT YOUR NEAREST MITS DEALER

ARIZONA:

Altair Computer Center
4941 East 29th Street
Tucson, AZ 85711
602/748-7363
Contact: Armand Sperduti
Southwest Micro-Systems, Inc.
3815 North Third Street
Phoenix, AZ
602/957-3738
Contact: Darryl C. Goebel

ARKANSAS:

JFK Electronics
3702 JFK Blvd.
No. Little Rock, AK 72116
501/753-1414
Contact: George Luijet

CALIFORNIA:

Computer Kits
1044 University Avenue
Berkeley, CA 94710
405/845-5300
Contact: Pete Roberts
The Computer Store
820 Broadway
Santa Monica, CA 90401
213/451-0713
Contact: Dick Heiser

COLORADO:

Gateway Electronics of St. Louis
2839 West 44th Avenue
Denver, CO 80211
303/458-5444
Contact: George Mensik
Sound-Tronix
900 Ninth Avenue
Greeley, CO 90861
303/356-1588
Contact: Ronald Schuster
(have two other locations
in Colorado)

FLORIDA:

Altair Computer Center of Miami,
Inc.
Opa Locka Airport
Miami, FL 33166
305/688-0569
S. E. Micro-Data Corporation
6020 South Orange Blossom Trail,
Suite 602
Orlando, FL 32807

GEORGIA:

The Computer Systemcenter
3330 Piedmont Road, N.E.
Atlanta, GA 30305
404/231-1691
Contact: Rich Stafford, Lou Darby

ILLINOIS:

Chicago Computer Store
517 Talcott Road
Park Ridge, IL 60068
312/823-2388
Contact: Lou Van Eperen
Chicago Computer Store
4919 "B" North Sheridan Road
Peoria, IL 61614
309/692-7704

INDIANA:

Indianapolis Office Machines
6433 East Washington Avenue
Indianapolis, Indiana
317/353-9315

KANSAS:

Advanced Micro Systems, Inc.
7751 England
Overland Park, KS
913/649-2347
Contact: Phil Bouldin

KENTUCKY:

The Computer Store
Suite 5
Municipal Parking Bldg.
Charleston, West VA 25301
304/845-1360
Contact: Steven C. Payne

MICHIGAN:

The Computer Store of Detroit
505-507 West 11 Mile Road
Madison Heights, MI 48071
313/545-2225
Contact: Pete Blond
The Computer Store of Ann Arbor
310 East Washington Street
Ann Arbor, MI 48104
313/995-7616

MINNESOTA:

Computer Room
3938 Beau D'Rue Drive
Eagan, MN 55122
612/452-2567
Contact: Roger Hensen

MISSOURI:

Gateway Electronics of St. Louis
8123-25 Page Blvd.
St. Louis, MO 63130
314/427-6116
Contact: Lou Elkins

NEBRASKA:

Altair Computer Center
611 North 27th Street
Lincoln, NE 68503
402/474-2800
Contact: Steve Conover

NEW MEXICO:

Computer Shack
3120 San Mateo N.E.
Albuquerque, NM 87110
505/883-8282
Contact: Pete Conner

NEW YORK:

The Computer Store of New York
55 West 39th Street
New York, NY 10018
212/221-1404

THE COMPUTER STORE

269 Osborne Road
Albany, NY 12211
518/459-6140
Contact: Charlie Olds

NORTH CAROLINA:

Computer Stores of Carolina
1808 East Independence Blvd.
Charlotte, NC 28205
704/334-0242
Contact: Grey Hodges

OHIO:

Altair Computer Center
5252 North Dixie Drive
Dayton, OH 45414
513/274-1149
Contact: John & Judy Potter
The Computer Store of Toledo
8 Hillwyck Street
Toledo, OH 43615

Southern Medical Clinic
3700 South Parsons Avenue
Columbus, OH 43207
614/497-1366
Contact: Dr. Robert Bertani

OKLAHOMA:

Altair Computer Center
110 The Annex
5345 East 41st Street
Tulsa, OK 74135
918/664-4564
Contact: Ray Koons

OREGON:

Altair Computer Center
8105 S.W. Nimbus Avenue
Beaverton, OR 97005
503/644-2314
Contact: Dick Landon

PENNSYLVANIA:

Microcomputer Systems Inc.
243 West Chocolate Road
Hershey, PA 17033
717/533-5880

Contact: Walter Hiester
Five H Corporation
740 Huntersrun Road
Pottstown, PA 19464
Contact: Michael Hegedus

TEXAS:

Swift Computers, Inc.
Suite 206
3208 Bellline Road
Dallas, TX 75234
Contact: Carl Swift
Swift Computers, Inc.
Fort Worth, TX
214/241-4088
Contact: Carl Swift
Burcon, Inc.
5750 Bintliff Drive
Suite 206
Houston, TX 77036
713/780-8981
Contact: Bob Burnett, Mike Conley

Computronics
5415 25th Street
Lubbock, TX 79407
806/797-4495

UTAH:

Microcosm Incorporated
534 West 9460
South Sandy, UT 84070
801/566-1322
Contact: John D. Anderton

VIRGINIA:

Computers-To-Go
1905 Westmoreland Street
Richmond, VA 23230
804/355-5773
Contact: Becky Willis
Microsystems Computer
Corporation
Century Mall-Crystal City
2341 South Jefferson Davis
Highway
Arlington, VA
703/569-1110
Contact: Russ & Gloria Banks
Megabyte Computer Association
700 Stony Point, Suite 7
Newtown Road
Norfolk, VA 23502

WASHINGTON:

Altair Computer Center
8105 S.W. Nimbus Avenue
Beaverton, OR 97005
503/644-2314
Contact: Dick Landon

WEST VIRGINIA:

The Computer Store
Municipal Parking Bldg.
Suite 5
Charleston, West VA 25301
304/345-1360
Contact: Stephen C. Payne

WISCONSIN:

Chicago Computer Store
285 West Northland Avenue
Appleton, WI 54911
414/731-9559

LSI-11 interface . . . from MDB

GP Logic Modules ■ Peripheral Controllers
Communications Interfaces ■ Systems Modules
Chassis Assemblies ■ Microprocessor Modules
Memory ■ Power Supplies

When it comes to LSI-11 interface, MDB has it:

General Purpose Interfaces

Parallel for programmed I/O and DMA
Bus foundation modules
Dual and quad wire wrap for any DIP design

Device Controllers for most major manufacturer's

Printers
Card equipment
Paper tape equipment
Plotters

Communications/Terminal Modules

Asynchronous
Asynchronous with modem/data set control
Synchronous

(P)ROM Memory Modules

Read-only modules (without memory)
For 2704, 2708 and 1702 UV PROMS
For 5623, 5624 and 3625 PROMS and ROMS

Chassis Assemblies
Backplane/Card Guide (8 quad slots)
Chassis Enclosure
Roll-Around Cabinet

Power Supplies
Single, dual and triple output configurations available

I/O Cable Assemblies

MDB interface products always equal or exceed the host manufacturer's specifications and performance for a similar interface. MDB interfaces are completely software transparent to the host computer. MDB products are competitively priced, delivery is 14 days ARO or sooner.


MDB places an unconditional one year warranty on its controllers and tested products. Replacement boards are shipped by air within twenty-four hours of notification. Our service policy is exchange and return.

MDB also supplies interface modules for PDP*-11, Data General and Interdata computers. Product literature kits are complete with pricing.

MDB 1995 N. Batavia Street
Orange, California 92665
714-998-6900
SYSTEMS INC. TWX: 910-593-1339

* TM Digital Equipment Corp.

New products



Duplex. Asynchronous RS-232-C link from Valtec operates full-duplex to 20 kb/s.

simplex, TTL-compatible 30-Mb/s link that operates over a 2-km path length using low-loss silica fiber cables. The transmitter uses the firm's own LED operating at 900 nm, and the receiver uses a low-noise p-i-n silicon photodetector. The system, not including cable, sells for \$1,950.

Texas Instruments, on the other hand, has a family of emitter and photodetector assemblies. Each contains a length of fiber-optic cable with an AMP connector at the end. They offer the silicon detector assemblies, TXED-453, with 25-cm, 50-cm, and 100-cm lengths of fiber cable that sell in 100-piece quantities for \$22, \$24, and \$28, respectively.

There are two source assemblies, each with a 25-cm length of fiber cable attached: TXES-475 provides a typical optical power of 50 microwatts at a 50-mA drive, and TXES-476 provides 75 mw of optical power at the same drive level. In quantities of 100, the 475 costs \$50 and the 476 is priced at \$75.

In addition, TI offers all-plastic cable assemblies in various lengths from 1 to 50 meters that are terminated at each end with AMP connectors. Regardless of quantity, the 1-meter length of Du Pont PFX-PIR140 costs \$19, and the 50-m length costs \$179.

Math Associates Inc., 320 Northern Blvd., Great Neck, N. Y. 11021. Phone (516) 466-9818 [401]

Plessey Optoelectronics and Microwave,

Displays with more eye appeal



Beckman Planar Gas Discharge Displays have crisp easy to read unbroken digits in a pleasing neon-orange (filterable to red) which is bright enough to be read even in direct sunlight.

The Beckman SP-400 range of Screened Image Displays offers greater variety of applications, more attractive appearance and sheer reliability than any other form of alphanumeric display. Applications range from pulsed D.C. Clocks, and four-to-eight digit display/counter circuits, to a multi-plexed display with seven digits or special messages. The SP-400 can be supplied in any of six standard

packages of different copy areas. This offers you the opportunity to exercise creative design techniques and obtain the kind of information display which gives your product that extra plus.


For application note and other information please write to:
The Sales Department,
Beckman Instruments Limited,
Queensway, Glenrothes,
Fife, Scotland. Tel: 0592 753811,
or your local Beckman Display Distributor.

Belgium, Regulation-Mesure S.p.r.L., 73 Ave. Vandendriessche, 1150 Brussels. **Denmark**, A/S Nordisk Elektronik, Transformerves 17, DK-2730 Herlev, Denmark. **Finland**, Oy Honeywell AB, Ruukintie 8, SF 02320 Espoo 32. **France**, Beckman Composants SARL, 52 Chemin Des Bourdons, Gagny, 93220. **Germany**, Beckman Components GmbH, 8 Munich 40, Frankfurter Ring 115, Munich. **Israel**, Eastronics Ltd., 11 Rozanis Street, Tel-Baruch, P.O. Box 39300, Tel. Aviv 69018. **Italy**, Beckman Instruments Italiana SpA, Via Arese 11, 20159 Milan. **Norway**, Hefro Teknisk A/S, Postboks 6596, Rodeløkka, Oslo 5. **Portugal**, Eltec Electronica Com.e Ind. Ltd., Avenida Almirante Reis, 30-2° Floor, Lisbon. **South Africa**, Beckman Instruments (Pty.) Ltd., Temple House, 59-61 Buitenkant Street, Cape Town. **Spain**, Aeromarine and Electronics Intl. SA, Avenida Pio XII, 10-12, Madrid 16. **Sweden**, AB Nordqvist and Berg, Box 9145, Bergsunds, Strand 37, S-102 72, Stockholm. **Switzerland**, Megex Electronic AG, Industriezone Nord, 8902 Urdorf-Zurich.

BECKMAN 

Thermotron Productsaver™ protects your product or process with...

- Audible alarm
- Visual signal
- Sensor break protection of product operation and/or test system
- Solid State Electronics




Listed by
Factory Mutual

Avoid losing products, prototypes or chambers through accidental temperature "run away" exceeding design limits. Productsaver warns you when temperature approaches unsafe hot or cold limits...then stops power input to product and process before damage occurs. Concealed adjustments can prevent unauthorized change of limit set points. Thermocouple sensor for quick response. easy mounting. Write or call for complete data on Productsaver.

Systems to simulate any environment man or nature can create.



Circle 162 on reader service card

Small Business Subcontractor of the Year • 1977 / Region 5

THERMOTRON CORPORATION

KOLLEN PARK DRIVE, HOLLAND, MI 49423; PHONE 616-392-1492; TWX 810-292-6164

BUDGET DOWN? DOWN?

DECWRITER II & III 3-MONTH LEASE THEN ONLY MONTH TO MONTH WE SHIP FROM STOCK IN 1 DAY

AMERICAN TERMINAL LEASING • 617-261-1100
P.O. BOX 68, KENMORE STATION, BOSTON, MASS. 02215

162 Circle 242 on reader service card

New products

1641 Kaiser Ave., Irvine, Calif. 92714. Phone (714) 540-9934 [402]


RCA Electro-Optics and Devices, New Holland Avenue, Lancaster, Pa. 17604. Phone (717) 397-7661 [403]

Texas Instruments Inc., Inquiry Answering Service, P. O. Box 5012, Dallas, Texas 75222 [404]

Valtec Corp., West Boylston, Mass. 01583. Phone (617) 835-6082 [405]

Signal generator covers 100 kHz to 125 MHz

Designed especially for use in radio- and television-development laboratories, the PM5326 rf signal generator is a wide-band instrument that covers the frequency range from 100 kHz to 125 MHz. It has four swept-frequency ranges for the alignment of intermediate-frequency amplifiers in fm radios and TVs in both development labs and repair facilities. The generator has a maxi-



mum output of 50 mv into 75 ohms and a calibrated attenuator that can take the output down more than 100 dB from that maximum. Double-box construction ensures that low-level outputs on the order of 0.5 μ v can be used with confidence. Both internal and external amplitude modulation can be obtained over the full frequency range; fm is only possible in the i-f and rf bands.

The PM5326 has a special input that allows its five-digit frequency display to be used as a frequency counter to check other oscillators. It sells for \$1,525.

Philips Test and Measuring Instruments Inc., 85 McKee Dr., Mahwah, N. J. 07430. Phone (201) 529-3800 [406]

Electronics/February 16, 1978

Racal Analogue Recorders

Precise. Reliable. Versatile.


In all analogue recording applications where these qualities mean most – on land, sea or in the air – the Racal-Thermionic STORE range of tape recorders perform with absolute dependability.

Available with 4, 7 or 14 tracks, all models incorporate the

latest advances in electronic and mechanical engineering technology, including a unique tape-handling system which guarantees precise tape control and unrivalled performance under stringent environmental conditions.

For stress and vibration moni-

toring in vehicles, aircraft, ships, oil rigs and gas turbines, and for a multitude of applications in industry and the medical field, STORE recorders are in constant use around the world, setting new standards in precision and reliability.



Racal-Thermionic Limited
Hardley Industrial Estate
Hythe, Southampton
Hampshire SO4 6ZH
Telephone: Southampton (0703) 843265
Telex: 47600

RACAL

Racal-Thermionic the recording people

Circle 243 on reader service card

World Radio History

New from Electronics... when you can't afford to reinvent the wheel.

Here's just a sampling of the vast range of useful information you'll have at your fingertips...



- How to use soluble masks to protect pc boards from solder.
- How to evaluate power dissipation in microcircuit design.
- How to hand-solder DIP circuits to save testing dollars.
- How to compare the power of C-MOS with TTL.
- How to really look at low-drift IC op amps.
- How to accurately trim closed resistor loops.
- How to drive LEDs directly from C-MOS logic outputs.
- How to convert coordinates and find SWRs graphically.
- How to compare coaxial-cable shielding effectiveness.
- How to calculate resistance for sum and difference networks.
- How to use a programmable calculator to analyze filter designs.
- How to compute response of RLC networks with a short program.
- How to eliminate stray signals in remotely gain-switched op amps.
- How to chart power losses for hybrid-combined amplifiers.
- How to reduce IC FET op-amp input bias currents.
- How to build timing circuits for noisy environments.
- How to approximate waveforms with exponential functions.
- How to increase an instruction set without increasing word length.
- How to extend the life of digital recording heads.
- How to add numeric readout to logic probe displays.
- How to pick the right film for better oscilloscope pictures.
- How to use a frequency counter to measure capacitance.
- How to evaluate high-energy pulse effects on materials.
- How to operate a logic gate as a flip-flop.
- How to choose the right detector for rf power measurements.
- How to measure the access time of bipolar read-only memories.
- How to test power supplies quickly and cheaply.
- How to get the most out of a digital multimeter.
- *And much, much more.*

Order today, and don't forget the other valuable books in the Electronics Books Series listed on the coupon below.

Electronics Book Series

P.O. Box 669, Hightstown, N.J. 08520

1. Microprocessors

Send me _____ copies at \$8.95 per copy.

2. Applying Microprocessors

Send me _____ copies at \$9.95 per copy.

3. Large Scale Integration

Send me _____ copies at \$9.95 per copy.

4. Basics of Data Communications

Send me _____ copies at \$12.95 per copy.

5. Circuits for Electronics Engineers

Send me _____ copies at \$15.95 per copy.

6. Design Techniques for Electronics Engineers

Send me _____ copies at \$15.95 per copy.

Discounts of 40% on orders of 10 or more copies of each book.

If after my 10-day free-trial examination I am not fully satisfied, I understand that my full payment will be refunded.



Payment enclosed Bill firm Bill me
Charge to my credit card:

American Express Diners Club
 BankAmericard Master Charge

Acc't No. _____ Date exp. _____

On Master Charge only, first numbers above name _____

Name _____ Title _____

Company _____

City _____ State _____ Zip _____

Signature _____

ELECTRONICS REPRINTS

No. of
copies
wanted

New reprints

- ___ R-718 Display makers strive to refine their technologies 8 pp \$3.00
- ___ R-716 Special report—Japanese wave in semiconductor technology 24 pp \$3.00
- ___ R-714 Special report—active filter technology 6 pp \$3.00
- ___ R-713 Electron-beam lithography draws fine line 10 pp \$3.00
- ___ R-712 Special report—large-scale integration 16 pp \$3.00
- ___ R-710 Personal computers mean business 8 pp \$2.00
- ___ R-708 So you want to be a consultant 6 pp \$2.00

Charts

- ___ R-516 Electronic symbols \$2.00
- ___ R-213 Electromagnetic spectrum (updated 1976) \$3.00
- ___ R-326 Optical spectrum (6-page report and chart) \$3.00

Books

- ___ R-711 Circuits for electronics engineers: 306 circuits in 51 functional groups—Electronics Book Series \$15.95
- ___ R-704 Thermal design in electronics \$5.00
- ___ R-701 Applying microprocessors—Electronics Book Series \$9.95
- ___ R-608 Basics of Data Communications—Electronics Book Series \$12.95
- ___ R-602 Large Scale Integration—Electronics Book Series \$9.95
- ___ R-520 Microprocessors—Electronics Book Series \$8.95
- ___ R-011 Computer-aided Design 135 pp \$4.00
- ___ R-032 Active Filters 88 pp \$4.00

Payment must accompany your order

Make check or money order payable to Electronics Reprints. All orders are shipped prepaid by parcel post. Allow two to three weeks for delivery. For additional information call (609) 448-1700 ext. 5494.

Mall your order to:

Janice Austin
ELECTRONICS REPRINTS
P.O. Box 669
Hightstown, N.J. 08520

Back issues now available:

1960 to 1969, \$5.00 each
1970 to 1973, \$3.00 each
1974 to 1976, \$4.00 each

"Big News!"

TO ALL CUSTOMERS IN IC MANUFACTURE



"PIQ" is a trade mark of Hitachi Chemical.


**FROM INORGANIC
TO ORGANIC**
Switch-over is now
taking place in
coating technology
for semiconductor
device surfaces.

APPLICATION
Coating for insulating
protection of semicon-
ductor device surfaces
and insulation between
layers of multi-level
interconnections.

FEATURES
● More than 5 times

thicker insulation
coating can be ob-
tained than the con-
ventional CVD-SiO₂
passivations.

- Its excellent step coverage property assures easier formation of multi-level interconnection.
- Maximized reliability is achieved with minimized cracks or pinholes.
- Automatic spin coating can be applied and reduces passivation cost remarkably.



Surface of linear IC with PIQ insulation layer.

HITACHI HEAT RESISTANT FINE POLYMER FOR SEMICONDUCTOR DEVICES

 **Hitachi Chemical Co., Ltd.**

HEAD OFFICE No. 1-1, 2-Chome, Nishishinjuku, Shinjuku-ku, Tokyo 160
Japan. Tel: Tokyo (3+61) 3111 Telex: J24379 (KASEIHIT)

U.S.A. Hitachi Chemical Company America, Ltd.
437 Madison Avenue New York, N.Y. 10022
Tel: (212) 838-4804 Telex: (231) 223128 (223128HCH UR)

West Germany Düsseldorf Office
Königsallee 6 4000 Düsseldorf 1
Tel: (0211) 80561 Telex: (41) 8538483

THE MEMORY BOOK



YOUR KEY TO SUCCESSFUL MEMORY DESIGN.

This newest book in the highly respected *Electronics Books Series* provides you with the most up-to-date and authoritative information compiled from the pages of *Electronics Magazine*. You'll learn exactly how to apply the new technology and components to meet specific design goals. And you'll be fully prepared to work with everything from small microcomputer-based systems to large memory-rich mainframes.

You'll have instant access to the NEW industry-standard memory devices.

- the 16-k RAM that offers high start-up reliability
- the 4-k static RAM that saves costs on power
- the speedy RAM that runs cool with power-down circuitry
- the dynamic injection logic random-access memory that competes with MOS designs
- the biggest erasable PROM that puts 16,384 bits on a chip
- the electrically alterable ROM that doesn't use nitride
- *and much, much more*

You'll learn all about the latest memory technology.

- the cheaper RAMs, reprogrammable ROMs, CCDs, and bubble memories that are being developed *now*
- five technologies that squeeze more performance from memory chips
- grooves to add new dimension to V-MOS structure and performance
- cutting costs and boosting performance with injection logic
- *and much, much more*

You'll discover specific applications to use NOW.

- flag potential problems with 4,096-bit RAMS
- ease memory design for mainframes and microcomputers with the 16-k RAM
- Expand a microcomputer's memory
- predict the real costs of semiconductor-memory systems
- check on the reliability of 4-k RAMS
- *and much, much more*

Solidly packed with usable, up-to-date, reliable data and guidelines, this is your key to successful memory design on any scale.

Order today, and don't forget the other valuable books in the **Electronics Books Series** listed on the coupon below.

Electronics Book Series

P.O. Box 669, Hightstown, N.J. 08520

1. Microprocessors

Send me _____ copies at \$8.95 per copy.

2. Applying Microprocessors

Send me _____ copies at \$9.95 per copy.

3. Large Scale Integration

Send me _____ copies at \$9.95 per copy.

4. Basics of Data Communications

Send me _____ copies at \$12.95 per copy.

5. Circuits for Electronics Engineers

Send me _____ copies at \$15.95 per copy.

6. Design Techniques for Electronics Engineers

Send me _____ copies at \$15.95 per copy.

7. Memory Design: Microcomputers to Mainframes

Send me _____ copies at \$12.95 per copy.

Discounts of 40% on orders of 10 or more copies of each book.

If after my 10-day free-trial examination I am not fully satisfied, I understand that my payment will be refunded.

Payment enclosed Bill firm Bill me

Charge to my credit card:

American Express Diners Club
 Bank Americard Master Charge*

Acc't No. _____ Date Exp. _____

*on Master Charge only, first numbers above name _____

Name _____ Title _____

Company _____

Street _____

City _____ State _____ Zip _____

Signature _____



New products

Packaging & production

Clear material shields ICs

Transparent three-layer film protects components from static discharge

Static voltages generated during fabrication, inspection, storage, assembly, and shipment of IC-laden printed-circuit boards are a major problem for board makers. These discharges reduce production yields by destroying and degrading integrated circuits and discrete semiconductors, especially metal-oxide-semiconductor and complementary-MOS types.

Until recently, the only effective way of shielding the boards from electrostatic fields was by placing them in bags made from opaque, carbon-loaded materials. But now its proprietary metal-coating technology has enabled 3M Static Control Systems to create the first transparent film capable of protecting sensitive components from static while leaving them and the boards on which they are mounted both visible and easy to identify.

In essence, the three-layer material surrounds the static-sensitive


components with a humidity-independent Faraday cage that dissipates electrostatic charge. The outer layer of the film is a 100-angstrom-thick, transparent, conductive metallic shield. Next comes a 1-mil-thick polyester film for high tensile strength and tear resistance. Finally, there is a heat-sealable 1.5-mil-thick polyethylene layer with antistatic properties. Resistance of both the outer layers is less than 10 ohms per square, and the composite film may be used over temperatures ranging from -70°F to $+220^{\circ}\text{F}$.

Bags of the material are available in a wide variety of standard sizes, from 4 by 4 inches up to 15 by 18 in., as well as special and custom sizes. For easy opening, J lips are provided. Other static-shielding film configurations besides bags should be available in the future.

3M Co., Dept. SC8-1, Box 33600, 3M Center, St. Paul, Minn. 66133 [391]

Saw dices 5-in. wafers at feed rates to 12 in./second

The model 1000 programmed dicing saw can automatically dice wafers up to 5 inches in diameter at feed speeds up to 12 in. per second. The saw contains three microprocessors for performing necessary calculations and controlling four axis



true μP DC/DC CONVERTERS

SAVE
YOUR
CHIPS...



...AND
YOUR
INPUT
SOURCE

The U, CU Series

- INPUT PROTECTION:
Over/Under Voltage
Shutdown-Standard
- CHIP PROTECTION:
Clamped Logic Outputs
- INPUT RANGE TO 4:1:
9-36V...18-72V...28-90V
- UP TO 25 WATTS OUT:
Singles-Triples-Quads

See Us in EEM and Gold Book

Get The Facts Fast, Circle the number for Free Catalog. We'll also include the new issue of our power supply journal,

WATTS UP at sci



**SEMICONDUCTOR
CIRCUITS, INC.**

218 RIVER ST., HAVERHILL, MA 01830
Tel. (617) 373-9104, TWX. 710-347-0269

SALES OFFICES

ALABAMA
Pen-Tech Assoc.
Huntsville
(205) 533-0090

ARIZONA
Intel Corp.
Phoenix
(602) 242-7205
BFA Corp.
Scottsdale
(602) 994-5400

CALIFORNIA
MAC-I
Berkeley
(415) 843-7625
MAC-I
Cupertino
(408) 257-9880
MAC-I
Fountain Valley
(714) 839-3341
Earle Assoc.
San Diego
(714) 278-5441
Intel Corp.
Santa Ana
(714) 835-9642
Intel Corp.
Sherman Oaks
(213) 986-9510
Intel Corp.
Sunnyvale
(408) 738-3870
MAC-I
Woodland Hills
(213) 347-1374

COLORADO
Intel Corp.
Denver
(303) 373-4920
Mountaintek
Evergreen
(303) 674-5255

CONNECTICUT
Intel Corp.
Danbury
(203) 792-8366
CMA Corp.
Fair Haven
(203) 789-1013

FLORIDA
Pen-Tech Assoc.
Deerfield Beach
(305) 421-4989
Intel Corp.
Ft. Lauderdale
(305) 771-0600
Pen-Tech Assoc.
Maitland
(305) 645-3444
Intel Corp.
Orlando
(305) 628-2393

GEORGIA
Pen-Tech Assoc.
Atlanta
(404) 955-0293

ILLINOIS
Dytek-Central
Arlington Heights
(312) 394-3380
Intel Corp.
Oakbrook
(312) 325-9510

IOWA
Technical Reps.
Cedar Rapids
(319) 393-5510

KANSAS
Technical Reps.
Lenexa
(314) 888-0212, 3, 4

MARYLAND
Mesa, Inc.
Rockville
(301) 881-8430
Glen White Assoc.
Timonium
(301) 252-6360
Intel Corp.
Timonium
(301) 252-7742

MASSACHUSETTS
Intel Corp.
Chelmsford
(617) 256-4131
CMA Inc.
Waltham
(617) 894-7000

MICHIGAN
Lowry and Assoc.
Brighton
(313) 227-7067
Intel Corp.
Southfield
(313) 353-0920

MINNESOTA
Intel Corp.
Bloomington
(612) 835-6722

MISSOURI
Technical Reps.
Hazelwood
(314) 731-5200

NEW JERSEY
Intel Corp.
Edison
(201) 985-9100

NEW MEXICO
BFA Corp.
Albuquerque
(505) 292-1212
BFA Corp.
Las Cruces
(505) 523-0601

NEW YORK
Measurement Tech.
Great Neck
(516) 482-3500
Intel Corp.
Hauppauge
(516) 231-3300
T-Squared
Pittsford
(716) 381-2551
Intel Corp.
Poughkeepsie
(914) 473-2303
Intel Corp.
Rochester
(716) 328-7340
T-Squared
Syracuse
(315) 463-8592

NORTH CAROLINA
Pen-Tech Assoc.
Highpoint
(919) 883-9125

OHIO
Lowry and Assoc.
Cleveland
(216) 464-8113
Intel Corp.
Dayton
(513) 890-5350
Lowry and Assoc.
Dayton
(513) 435-4795
Intel Corp.
Euclid
(216) 289-0101

OREGON
ES/Chase
Beaverton
(503) 642-2732

PENNSYLVANIA
Intel Corp.
Ft. Washington
(215) 542-9444
Q. E. D. Electronics
Hatboro
(215) 674-9600
Lowry and Assoc.
Pittsburgh
(412) 922-5110

TEXAS
Intel Corp.
Dallas
(214) 241-9521
Mycrosystems Mktg.
Dallas
(214) 238-7157
Intel Corp.
Houston
(713) 784-3400
Mycrosystems Mktg.
Houston
(713) 783-2900

UTAH
Mountaintek
Salt Lake City
(801) 266-9617


WASHINGTON
ES/Chase
Seattle
(206) 762-4824

CANADA HDQTRS.
Ottawa
(613) 232-8576
Multitek
Ottawa
(613) 226-2365

EUROPEAN HDQTRS. BELGIUM
Brussels
Tel: (32-2) 660 30 10
Telex: 24812

ORIENT HDQTRS. JAPAN
Tokyo
Tel: (03) 426-9261
Telex: 781-28426

New products



motors. Among the key advantages of the model 1000 are its rigidity, which allows it to cut kerfs as narrow as 1 mil, and its microprocessor-controlled cutting speed. This latter feature allows the saw to begin a cut slowly to prevent damage, speed up after entry, and then slow down as it leaves the wafer. The model 1000 can be used with all blades currently manufactured. Micro Automation Inc., 3170 Coronado Dr., Santa Clara, Calif. 95051 [393]

System speeds manual component insertion

A computer-controlled guidance system called the model 6232 Man-U-Sert performs all pc-board assembly functions except actual component insertion. It automatically positions the work, shows where and how to orient a component on a printed-circuit board, offers the right component, and then cuts and clinches the




leads—all of which promotes fast manual insertion of a variety of components. The system is claimed to reduce both assembly time and assembly errors. In addition, the manufacturer says that the quality of the assembled boards reduces

solder touch-up time by as much as 90%. Among the different types of components that can be accommodated by the Man-U-Sert's 80-compartment bin are resistors, capacitors, single and dual in-line packages, several types of transistors, jumper wires, transformers, and radial-lead components.

Universal Instruments Corp., Kirkwood Industrial Park, P. O. Box 825, Binghamton, N. Y. 13902. Phone (607) 772-7522 [394]

Plugboards have a solder pad per hole


A family of large, pad-per-hole plugboards permits convenient breadboarding of either custom circuits or boards compatible with the S-100 microcomputer bus. All boards in the family have an array of isolated



solder pads surrounding holes spaced on 0.1-inch centers. One of the boards, the model 8801, is designed to be compatible with the S-100 bus. The other two are made without card edge connectors. The 45P80-1 is 4.5 inches wide and 8.08 in. long, and the 106P106-1 measures 10.6 by 10.6 in.

One corner of the 8801 has an area for two TO-220-packaged regulators mounted in a low-profile heat sink. The leads of one regulator are prewired to raw power and ground and to primary buses such as the collector supply. Leads of the other regulator are uncommitted and can

exceptional
MOTOR ANALYSIS EQUIPMENT
 technologically advanced yet simple to use



POWER ABSORPTION DYNAMOMETERS WITH DIGITAL READOUTS

Power absorption is by friction-free hysteresis brake for longest life, smooth torque application independent of speed, precise repeatability, and other advantages. Models from 2.50 oz. in. to 200 lb. in., English or metric calibration. Readout digitally displays speed and torque. Optional controller for X-Y recording.



POWER ANALYZER WITH SIMULTANEOUS DIGITAL READOUTS

Certifies input power in pushbutton-controlled wide ranges of amps/volts/watts. High surge capability, true rms, accuracy better than 1%, ac/dc.

All units offer many exclusive features and capabilities, are available separately for use with your existing equipment. Full information rushed on request.

see our catalog in
THOMCAT
 or call us toll-free at
800-828-7844
 (except New York, State)

MAGTROL, INC.

70 GARDENVILLE PARKWAY WEST
 BUFFALO, NEW YORK 14224 • 716-668-5555

leader in hysteresis torque-control devices for industry and research

Circle 170 on reader service card

Proposal Book Rocks Industry

A California publishing firm has taken the electronics industry by storm with a best-selling "how-to" proposal book. The book, a much-needed volume entitled *How to Create a Winning Proposal*, has rapidly become an international standard guide for use in both government and commercial proposal efforts requiring a high level of sophistication.

Written by two highly-qualified proposal consultants, *Winning Proposal* covers the entire proposal process from start to finish . . . giving detailed instructions on contents, structure and methods of preparation for solicited, as well as unsolicited, proposals. Technical, cost and management section checklists are included to ensure the proposal team of covering all the important bases.

Government requirements are detailed in an overview of the U.S. procurement network, how it works, and how the proposing firm can increase its "win probability" in competing for contracts. Excellent guidelines are given on how to effectively analyze and respond to both government and commercial procurement/bid requests.

The effectiveness of the book in proposal preparation is evidenced by its wide use in NASA, DOD, GSA and the military, as well as in thousands of national and multinational corporations.

Copies are available pre-paid from Mercury Communications Corp. 730-E Mission, Santa Cruz, CA 95060. \$65 includes 3-5 day delivery inside USA. In Calif. add \$3.90 tax. For outside USA, \$76 (int'l money order) includes air delivery. To order C.O.D. call 408/425-8444.

170 Circle 246 on reader service card

New products

be used for other power buses, such as a drain supply.

The epoxy-glass boards are clad with 2-ounce, 0.027-inch copper. The pads and buses are solder-tinned, while the edge connectors are gold-flashed nickel plate. The 8801 sells for \$19.95, the 45P80-1 is priced at \$9.96, and the 106P106-1 goes for \$18.99. All are available from stock.

Vector Electronic Co., 12460 Gladstone Ave., Sylmar, Calif. 91342. Phone (213) 365-9661 [395]

Software package debugs in-circuit test programs

A-Pact, an acronym for automatic program aid for in-circuit testing, is a software package that can do much of the user-program debugging for Zehntel's line of Troubleshooter in-circuit test systems. Using a component data list and a floppy disk containing the generation software, A-Pact creates a fully formatted Troubleshooter test program. This program, combined with a probe-point test fixture and a circuit board, enables A-Pact to correct the test program automatically. A-Pact is priced at \$1,750 and has a delivery time of 30 days.

Zehntel Inc., 2440 Stanwell Dr., Concord, Calif. 94520. Phone Craig Pynn at (415) 676-4200 [396]

High-pin-count socket puts no stress on IC pins

Intended for use with integrated-circuit packages that have many pins—24 and up—the LIF-lock connector socket has contacts that apply no force to the IC leads during insertion or extraction. After the package has been inserted, a screwdriver-operated, cam-actuated mechanism releases the contacts, which grip the leads on both flat faces with a contact force of about 200 grams. Available in 24-, 28-, and 40-position configurations, the sockets fit standard 0.100-by-0.600-inch

Electronics/February 16, 1978



Data General. A la carte.

Now, you can buy our DASHER™ terminals, even if you don't own a Data General computer system. Select our fast impact printer and our user-oriented video display. Both are interface-compatible with any standard computer system.

Choose either 60 or 30 cps versions of the DASHER printer, which has a standard typewriter keyboard, u/l case, 132 columns.

DASHER display features a 1920 character screen, u/l case, convenient detached keyboard, programmable function keys, and a monitor that tilts and swivels.

Just as DASHERS' features make them easy to use, their attractive appearance makes them

easy to fit into any environment. And of course they are solidly reliable and easy to maintain, a Data General trademark. For more details call your Data General sales office or nearest independent supplier of Data General terminals. Or send the coupon. Even a bit of Data General in your computer system is better than none.

Send details on DASHER printers DASHER displays
 Have salesman call.

I'm interested in _____ no. _____ / _____ type _____ terminals.

Name _____

Title _____

Company _____

Address _____ Tel. _____

City _____ State _____ Zip _____

Mail to: Data General, Westboro, MA 01581

DASHER is a registered trademark of Data General Corporation
 © Data General Corporation, 1977

EX216


 **Data General**
 It's smart business.

Data General, Westboro, MA 01581, (617) 366-8911. Data General (Canada) Ltd.,
 Ontario. Data General Europe, 15 Rue Le Sueur, Paris 75116, France. Data General Australia, Melbourne (03) 82-1361.

Circle 171 on reader service card

World Radio History

Only ITAC makes 'em all



No one makes a greater variety of LED digital displays than ITAC. *NSB/NSN series red GaAsP displays:* 0.3", 0.5", 0.7" H; dual or quad board-mounted; direct or multiplexed; common anode or cathode. *MAN-equivalent series red single or dual-digit displays:* 0.3", 0.4", 0.56" H; standard DIP; BIN coded; common anode or cathode. *FND series red GaAsP displays:* 3/8", 1/2", 9/10" H; standard DIP; BIN coded; reflector/lens system; common anode or cathode. In addition, ITAC offers a variety of standard LED lamps, including MV-equivalent, FLV-equivalent and TIL-equivalent.

What's more, if you're interested in custom digit or lamp arrays and alphanumeric displays, call or write us about your requirements. Standard or custom, take your pick from the only company that makes 'em all.



U.S. Sales:
2430 S. 20th St., Phoenix, AZ 85034; (602) 252-3481; TWX (910) 951-1369
International Sales:
2045 Martin Ave., Santa Clara, CA 95050; (408) 985-2290; TLX 357490

Circle 172 on reader service card

\$1000.00 LESS than any 5½ Digit Multimeter with comparable specs and features. The Cimron® DMM52 Digital Multimeter.



Compare "our" 5½ digit multimeter to "anyone." This comparison will show that you would spend almost twice our price to get better accuracy. And look at our long term (1 year) accuracy. You also get high accuracy measurements in high impedance circuits with the DMM 52s 10,000 MOhm of input impedance up to ±20 volts.

Our true 4-wire ohms converter is conceptually different than all others (Pat. Pend.). What other converter is protected to 1000V (patented) and will settle in 1 sec. at 20 Megohms with filter activated? And you receive still more—you can make resistance measurements "in circuit." Its large display

and front panel indicators are easy on your eyes, and its price is easier on your budget.

The basic DMM 52 includes DC and Ohms. Optional accessories include TRMS or AVG AC converters; 4-wire—4 quadrant ratio; parallel remote control/print output or an 8 bit microprocessor controlled GPIB, IEEE 488-1975.


DMM 52 (DC and Ohms) @ \$1595. Can you do better?

California Instruments
A Norin Technology Company

5150 Convoy Street, San Diego, CA 92111
Phone (714) 279-8620 Telex 695047

172 Circle 247 on reader service card

New products



printed-circuit-board hole patterns. The beryllium-copper contacts are rated at 3 A and have a contact resistance of less than 25 mΩ. The socket housing is molded from a glass-filled thermoplastic suitable for more than 100 open-close actuating cycles.

AMP Inc., Harrisburg, Pa. 17105. Phone (717) 564-0100 [397]

Flat-cable assemblies join D-type connectors to DIPs

A line of flat-cable assemblies with 9, 15, 25, 37, and 50 lines are available with D-type subminiature connectors on one end and dual in-line connectors on the other. The cables are usually furnished in EIA color-coded 26-gage wire, but other sizes and types can be provided. The D-type connector has soldered terminations and is potted for strain relief. If desired, the DIP header can be omitted and the cable end supplied as stripped and tinned bare wires. The cable can exit from the back or side of the D-type connection.

Aries Electronics Inc., P. O. Box 231, Frenchtown, N. J. 08825. Phone (201) 996-4096 [398]




Electronics/February 16, 1978

INK JET WILL TELL YOU WHAT HAPPENED, WHEN IT HAPPENED.

Gould's new Ink Jet annotation device allows you to automatically print time, date and other data parameters alongside your Gould analog traces.

The Ink Jet writing system employs the most advanced technology consisting of ink reservoir and electrostatic charging and deflection plates to print highly legible characters in a 5 x 7 dot matrix at chart speeds of up to 50 mm/sec. Any desired annotation of up to 256 characters may be entered by means of our optional keyboard or from an external ASCII parallel data source.


Designed to complement the Gould 2000 Series pressure ink direct writing recorders, Ink Jet




adds an entirely new dimension to analog data display. Medical, industrial, research and engineering users now have a means of immediately annotating all pertinent information while a study is taking place.

Consider the additional breadth of data display that only Ink Jet applications will bring to you. For more information contact, Gould Inc., Instruments Division, 3631 Perkins Ave., Cleveland, O. 44114. Or Gould Alco S.A., 57 rue St. Sauveur, 91160, Ballainvilliers, France. **For brochure, call toll free (800) 325-6400, Ext. 77.**

In Missouri: (800) 342-6600.



We've Bridged the Gap



If GenRad's 1796 dynamic digital/analog board test system is too much machine for your application, and you need more performance than GenRad's 1795 digital tester normally provides, then you probably need GenRad's new 1799 Digital/Analog Test System. Our unmatched experience with board testing tells us that the 1799 is just the right system for many of today's applications.

A key feature of the 1799 is that it is an integrated system, which simply means it was **designed** as a hybrid tester. When you compare its performance with other hybrid testers on the market which are derived by adding analog capability (via IEEE-bus based instruments) to a

digital system, you'll find a world of difference.

Interface for the unit under test (UUT) is compatible with that of the 1795 and with the hybrid section of the 1796. Also, the fixed or programmable digital driver/sensors operate through a universal scanner which allows either digital or analog source and measure capability at each I/O pin.

For the complete story on the 1799 Digital/Analog Test System, request a copy of our new brochure.

The difference in software is the difference in testers



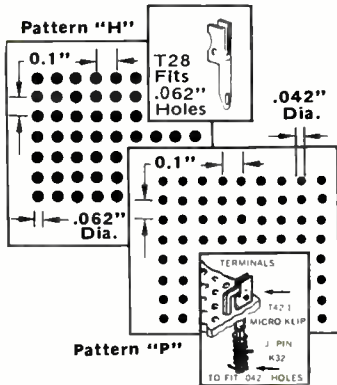
 **GenRad**

300 BAKER AVENUE, CONCORD, MASSACHUSETTS 01742 • ATLANTA 404 394-5380 • BOSTON 617 641-0550
CHICAGO 312 884-6900 • DALLAS 214 234-3357 • DAYTON 513 294-1500 • LOS ANGELES 714 540-9830 • NEW YORK (N.Y.) 212 964-2722
(N.J.) 201 791-8990 • SAN FRANCISCO 408 985-0662 • WASHINGTON, DC 301 948-7071 • TORONTO 416 252-3395 • ZURICH (01) 57 24 20


VECTORBORD® TENTH/TENTH HOLES MOUNT:

DIPS, SIPS, KLIPS, CHIPS
PINS, POSTS, POTS, PADS
RCs, ICs, PCs, SCs

Save Work — Time — Money



8800V MICROPROCESSOR PLUGBORD



(Component Side with Added Sockets)

Has 100 contacts on .125" centers, is 10" wide by 5.313" high. Has heavy tinned back-to-back buses, overall 0.1" spaced 0.042" hole pattern. Socketed models available.

WIDE SELECTION OF SIZES AND MATERIALS

MICRO-VECTORBORD® "P" — 0.042" holes match DIP leads. Epoxy glass, or glass composite, paper, copper clad. Also 1/64" to 1/16" thick and 10" max. width.

VECTORBORD "H" — For larger terminals, leads. Available in epoxy glass sheets 4.8" to 8.5" wide and 8.5" to 17" long. 1/32" and 1/16" thick.

TERMINALS — Complete selection of wire wrappable and solderable push-in terminals for 0.042" and 0.062" dia. holes — plus wiring tools available.

PLUGBORDS — For solder or wrap wire construction 2.73" to 10" wide and 4.5" to 9.6" long. With holes .1"x .1", .1"x .2", .2"x .2", or loaded with IC sockets.

Vector

Send for complete literature
ELECTRONIC COMPANY, INC.
12460 Gladstone Ave., Sylmar CA 91342
(213) 365-9661 — TWX (910) 496-1539



41576

Circle 176 on reader service card

New products

can be adjusted to zero with an external potentiometer. Full-scale gain error is 0.1% for the VFC52.

Other specifications include an output voltage range of 0 to +10 v and an operating temperature range of -55° to +125°C. The response time of both converters to input-signal-level changes is specified for a full-scale step at 1 μs plus one period of the new frequency. Typical settling time to within rated linearity for a positive input voltage step of 10 v is 101 μs for the VFC42 and 11 μs for the VFC52.

Both converters are available immediately in plastic 14-pin dual in-line packages; hermetically sealed metal versions will be ready within several months. Prices are identical to those of the VFC32; \$14.80 each in 1-24 quantities, \$8.90 each for 100 and above.

Burr-Brown Research Corp., International Airport Industrial Park, P. O. Box 11400, Tucson, Ariz. 85734. Phone (602) 294-1431 [382]

8-bit a-d converter operates at 20 MHz

The model ADC-TV8B is an 8-bit analog-to-digital converter with a maximum encoding rate of 20 MHz—more than sufficient for such digital video applications as time-base correction, frame synchronization, and special-effects pro-



cessors. The converter, which includes a sample-and-hold circuit, combines four thin-film hybrid circuit assemblies with various standard analog and digital ICs, including some emitter-coupled logic. It is available in two versions: one is

- Eldorado Invented *the first* all Electronic Microwave Frequency Counter
- Eldorado Invented *the first* Single Shot 1 Nanosecond Time Interval Counter
- Eldorado Invented *the first* Single Shot 100 Picosecond Time Interval Counter

For Frequency and Time Measurements:

ELDORADO
INSTRUMENTS COMPANY

2495 ESTAND WAY • PLEASANT HILL, CA 94523 • (415) 682-2100

Don't limit Mostek's new tone dialers and tone receivers to the telephone.

Limit them to your imagination.

Applications for Mostek TONE II™ integrated tone dialers and the new MK 5102 integrated tone receiver are limitless. These two CMOS integrated circuits now create a multitude of possibilities for digital communications and control applications. Previously, these applications were impractical because of system design complexity and the resulting high system cost. But now, with encoding and decoding functions integrated onto single IC's, you can unleash your imagination.


Start with these facts: Mostek tone generators and tone receivers use the economical TV color crystal for reference. Both operate using the world-recognized TOUCH TONE™ DTMF system. Both meet or exceed most standards for stability, distortion and timing. Both are microprocessor

compatible and are in volume production today.

Additional features of the MK 5102 include 5-Volt $\pm 10\%$ power requirement latched three-state outputs with data valid strobe, low pre-filtering requirements and superior talk-off protection — all in a 16-pin package. The MK 5087 through MK 5091 TONE II™ dialers provide simple, low-cost solutions for a wide variety of circuit designs ranging from fixed supply to direct phone line applications.

There's more information on Mostek's communications products. Contact Mostek at 1215 West Crosby Road, Carrollton, Texas 75006. Telephone: (214) 242-0444. In Europe contact Mostek GmbH, West Germany Telephone: (0711) 701096.

MOSTEK®



1. DEDICATED SYSTEM
2. TV REMOTE CONTROL
3. REMOTE CATERING
4. PAGING
5. CORDLESS TELEPHONE
6. RADIO SELECTIVE CALLING
7. TELEPHONE ANSWERING DEVICE
8. REMOTE METERING
9. INTERACTIVE CABLE TV
10. HOME COMPUTERS
- 11.
- 12.
13. RADIO REMOTE
14. GARAGE DOOR
15. LOW SPEED MODE
- 16.
- 17.
- 18.

Touch Tone is a registered trademark of AT&T.

© 1978 Mostek Corporation

AS LOUD AS A FREIGHT TRAIN.

As soft as a whisper.

Mallory Sonalert® Signals.

Choose from over 30 sounds.

Sound levels range from 55 to 100db — at two feet.

100% solid state.

124 space-saving models.

AC or DC.

Ideal for battery-powered equipment.

Entire package can weigh less than an ounce and install in 1¼" diameter hole.



We also make special environmental models for military applications.

Available direct, or through authorized Mallory Distributors in U.S. and overseas.

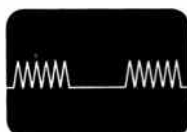
Give us a hearing. Send for our newest catalog.

P. R. Mallory & Co. Inc., Box 1284,
Indianapolis, Indiana 46206. (317) 856-3731.

Sonalert® is a registered
trademark of
P. R. Mallory & Co. Inc.



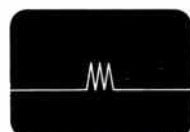
Continuous



Slow pulse



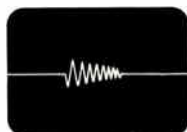
Fast pulse



Short pulse



Warble



Chime

MALLORY

Sonalert signals... limited only by your imagination.

New products

compatible with ECL, the other with transistor-transistor logic. A choice of three input impedances (50, 75, and 93 Ω) is also offered as are six input-voltage ranges (0 to +1, 0 to +2, 0 to +5, ± 1 , ± 2 , and ± 5 v). The standard converter operates from 0°C to 70°C, comes in an anodized aluminum case measuring 7.5 by 4.25 by 0.875 inches, and sells for \$1,995. A version that operates from -55°C to +85°C is also available.

Datel Systems Inc., 1020 Turnpike St., Canton, Mass. 02021. Phone Eugene L. Murphy at (617) 828-8000, Ext. 141 [383]

A-d unit converts

8 bits in 50 ns

The model AD208 analog-to-digital converter is a dual-rank unit with a conversion time of 50 ns, corresponding to a conversion rate of 20 MHz. The unit, which contains a dc offset adjustment for the conversion of bipolar as well as unipolar signals, can handle current inputs of up to 512 mA. It includes a wideband amplifier and a track-and-hold circuit. Priced at \$1,610, the AD208 is available from stock to eight weeks.

LeCroy Research Systems of California, 1806 Embarcadero Rd., Palo Alto, Calif. 94303. Phone (415) 328-3750 [385]

Programmable attenuator

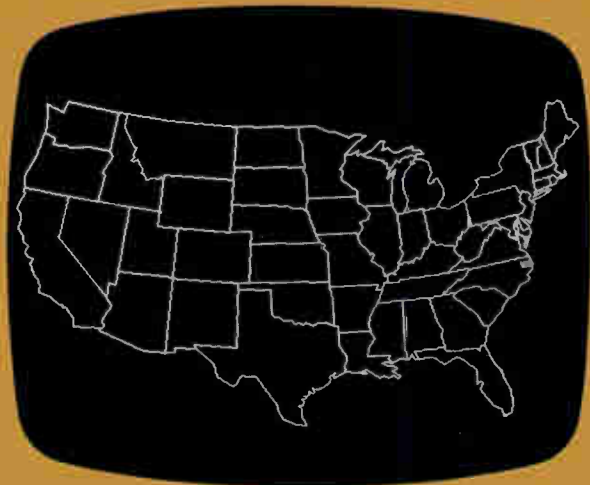
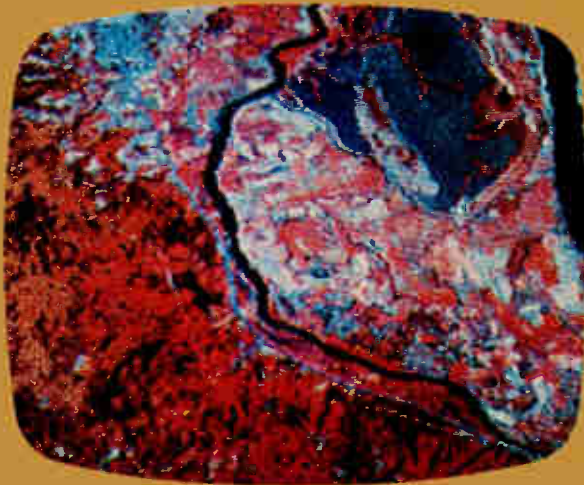
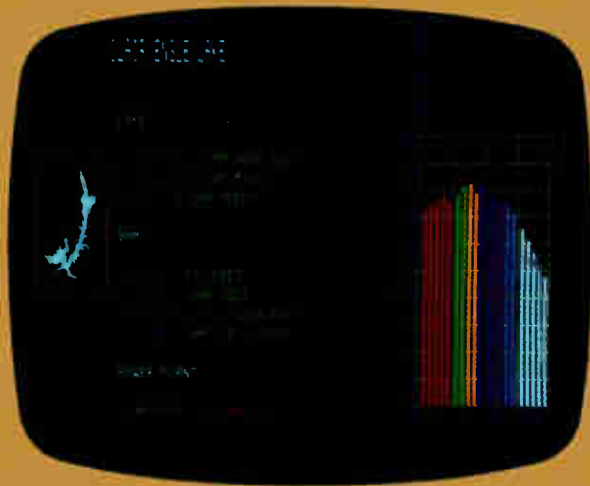

operates from dc to 1 MHz

An externally programmable audio attenuator, the SM-030 provides up to 63 dB of attenuation in 1-dB steps. The module is accurate to within 0.25 dB over the frequency range from dc to 1 MHz. Temperature drift is less than 0.1 dB from 0°C to 50°C.

The input and output impedances for the audio signals are 600 Ω unbalanced. Maximum input power is 250 mw. Supply power requirements are either 5 v or 8 to 12 v dc at 200 mA. The attenuator sells for \$211 in small quantities and is available from stock to 30 days.

Syntest, 169 Millham St., Marlboro, Mass. 01752. Phone (617) 481-7827 [386]

GRINNELL DISPLAYS:



Full color image processing . . . greyscale and pseudo-color . . . basic B/W graphics . . . and everything in between: our 100% solid state, modular graphic television display systems can be matched to your computer display requirement, easily and economically.

And, they're intelligent. Powerful instruction sets minimize software overhead, simplify programming and eliminate the need for

complex macro-instructions and high order programming languages.

Further, every Grinnell system includes a standard computer interface, full alphanumeric and graphics, 4K MOS random access refresh memories and your choice of standard resolutions: 256 x 256, 256 x 512 or 512 x 512. Plug-compatible interfaces for most minicomputers are available, along with a large number of

operating options. All systems drive standard TV monitors.

Grinnell displays are already at work in tomography, ERTS imaging, process control, data plotting and many more applications.

So, before you decide on a display system, talk to our experts. Complete operating systems start at \$5,450, and quantity discounts are available. For detailed specs and/or a quotation, call or write.

GRINNELL SYSTEMS

2986 Scott Boulevard, Santa Clara, California 95050 (408) 988-2100

Circle 179 on reader service card

Layout PC Boards in Hours... Prototypes in Minutes

PC 50 . . . THE FIRST COMPLETE CAD SYSTEM UNDER \$16,000



**Design Large
High Density Layouts**

**Generate Accurate
Camera-Ready PC Artwork
on Plotter**

**Get The Documentation
You Need—
When You Need It**

**Produce Double Sided
Prototypes
In A Single Day**

**Complete Layouts
In One-Third To One-Tenth
The Time Spent
On Manual Tape-up.**

Second Source Industries

735 ADDISON STREET • BERKELEY CALIFORNIA 94710 • (415) 848-6600

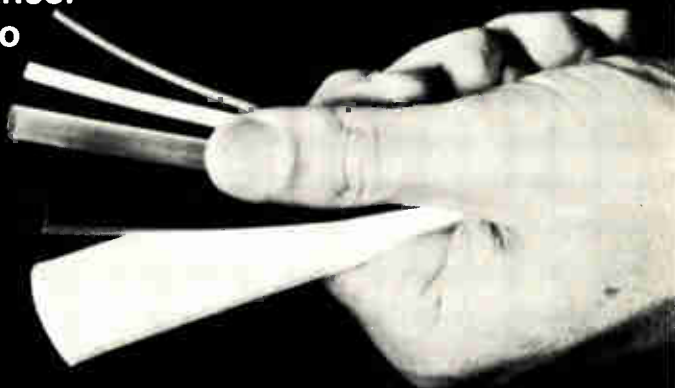
Circle 180 on reader service card

CONFORMER

**Just add a little heat and Essex /Stancor
Heat-Shrinkable Tubing conforms to
your every need.**

Even when the heat's not on, our new line of tubing and sleeving outperforms them all. At Essex, we engineer for performance and doublecheck for quality. No matter how tough the application, we have you covered. Essex/Stancor products are available off-the-shelf from electronic distributors everywhere. For more information, see your local distributor or write us for our free catalog:

Essex/Stancor, 3501 W. Addison St.,
Chicago, IL 60618, 312/463-7400.



**ESSEX
GROUP**



Subsidiary of

**UNITED
TECHNOLOGIES.**

180 Circle 249 on reader service card

Electronics/February 16, 1978

Semiconductors

Sequencer does controller chores

Field-programmable device requires less design time than bit-slice approaches

Bit-slice microprocessor designs, which have been replacing minicomputers and medium-scale integrated transistor logic in numerous high-speed controller applications, may themselves be replaced by a lower-cost and speedier element. The replacement is a field-programmable logic sequencer from Signetics Corp., a sophisticated addition to the company's family of programmable logic. Designated the 82S104/105, the 21,000-square-mil, 90-nanosecond, bipolar Schottky device works as a high-speed logic sequencer in simple control applications at clock rates as high as 11 megahertz.

"The integration of controller functions with today's bit slices is an expensive and time-consuming job,"

says Napoleone Cavlan, memory applications manager at Signetics. Usually, says Cavlan, such controller designs consist of only a microprocessor central processing element—such as Advanced Micro Device's 4-bit-slice Am2901 or Intel's 2-bit-wide 3001—and a microprogram sequencer with memory and some support circuits. For still simpler applications, just a sequencer, a read-only-memory, and a couple of decoders suffice.

Short algorithms. But even such simple bit-slice designs confine system functions to fetch-execute cycles, which may be too slow or too complex for such low-end market applications as waveform generation, handshake protocols, and data formatting, and their need typically for relatively short algorithms—about 50 steps or less, says Cavlan. Here, the high startup costs involved in designing a bit-slice approach are justified only if there is a relatively high sales volume and if response time to the market is not too short, he points out.

That leaves a large segment of this low-end controller market that is low in volume-per-customer and requires a very short design cycle, says

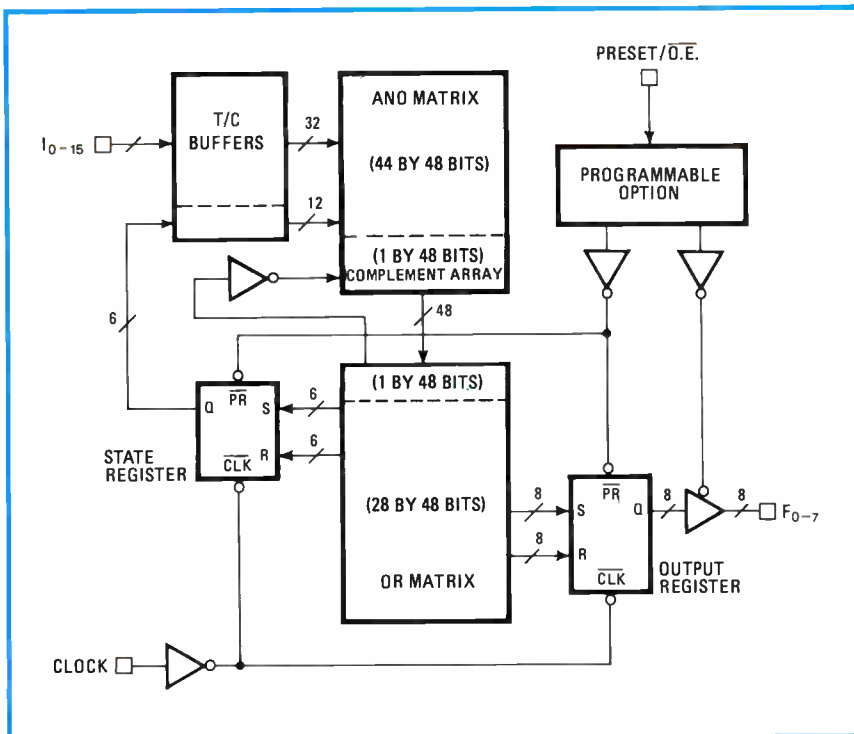
Cavlan, and it is into this niche that the Signetics field-programmable logic sequencer (FPLS) fits.

"The control functions at this low end are relatively simple-minded," he says. "Basically it's a matter of combining inputs from the outside world, making a decision, and generating the necessary output while jumping to the next step in the sequence."

The FPLS is of the Mealy machine type, in which present state and present input determine its next output. Available in dual in-line ceramic or plastic packages, the 28-pin FPLS can handle 16 input variables, 8 output functions, and 48 state transitions. Like other members of the same logic family, the 82S104/105 is fabricated with a nickel-chromium fusible-link technology that allows a user to easily program a particular logic sequence in a short time and at a low cost.

Maximum input-to-output delay time of the FPLS is about 90 ns, with a typical power dissipation of no more than 650 milliwatts. "Presently, to do a comparable function, a bit slice requires a minimum of at least 5 or 6 integrated circuits and more typically 10 to 15," Cavlan says. Available in the first quarter of 1978, the device costs \$25 to \$30 each in 100-up quantities. In high volume, the price of the FPLS will be significantly lower.

Signetics Corp., 811 E. Arques Ave., Sunnyvale, Calif. 94086 [411]



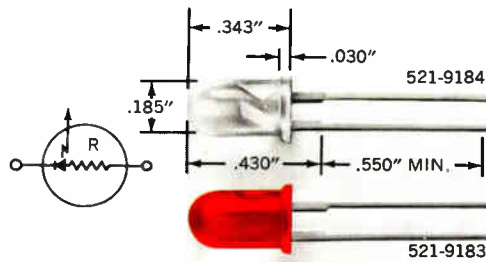
8-bit multiplying d-a converter sells for \$2

Built of complementary-metal-oxide-semiconductor circuitry, an 8-bit multiplying digital-to-analog converter sells for only \$2 when purchased in thousands. The AD7523 uses thin-film-on-CMOS technology to provide 8-bit resolution, 10-bit accuracy, and 20-mw power consumption. It has a settling time of less than 100 ns.

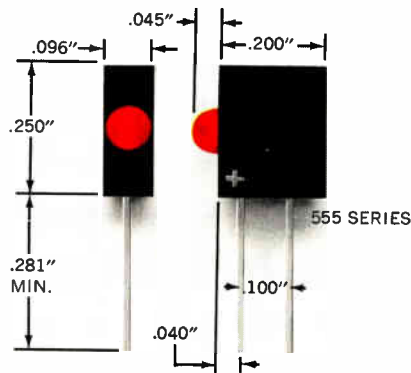
The \$2 AD7523JN is linear to within half a least significant bit (0.2% of full scale). A \$5 version,

Dialight LEDs


The widest choice for your every application.



Available in red or clear LED packages with or without a built-in current limiting resistor. Red LED is also made without resistor. Suitable for circuit status indication, alpha-numeric displays and visual indicators. Features long wire-wrappable leads. IC compatible with solid state reliability. High luminous intensity, low power consumption, low cost.



LED logic state fault indicators available in 14 models with voltage ratings from 1.7 to 14. Suitable for dense packaging on printed circuit boards—up to 10 units to the inch—IC compatible. With built-in series resistor. Polarity identified. Low power consumption.



Dialight, the company with the widest choice in switches, LEDs, indicator lights and readouts, looks for needs . . . your needs . . . and then they develop solutions for your every application. No other company offers you one-stop shopping in all these product areas. And no other company has more experience in the visual display field. Dialight helps you do more

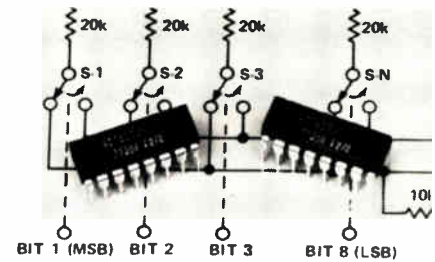
with these products than any other company in the business, because we are specialists that have done more with them. Talk to the specialists at Dialight first. You won't have to talk to anyone else. Send for your free new copy of Dialight's current catalog.

DIALIGHT

Dialight, A North American Philips Company
203 Harrison Place, Brooklyn, N. Y. 11237
(212) 497-7600

See Dialight.

New products




the KN, is linear to within a quarter LSB, and a \$7.50 model has a maximum nonlinearity of one eighth LSB. All provide a feedthrough of half LSB at 200 KHZ, and all are guaranteed monotonic from 0°C to 70°C. The converters are housed in 16-pin plastic dual in-line packages.

Analog Devices Semiconductor, 829 Woburn St., Wilmington, Mass. 01887. Phone Jeff Riskin at (617) 935-5565 [413]

Transistor dissipates 500 W at case temperature of 100°C

Using a press-fit fabrication technique that eliminates bonding wires and their current limitations, the D60T transistor is rated for operation with peak currents of 200 A, a continuous current of 100 A, and a maximum power dissipation of 500 w at a case temperature of



100°C. Westinghouse's largest switching transistor, the new device is offered in three voltage ratings: 450, 500, and 550 v; these are $V_{CO(SUS)}$ ratings. Applications for the transistor include high-frequency in-

Test With Confidence

HIGH SPEED CIRCUIT TESTER

for accuracy and integrity

Series

703



3000 tests per minute
Useful anywhere
A dielectric test is not needed

SELF PROGRAMMING FOR TESTING UP TO 500 POINTS
 MICRO-PROCESSOR CONTROLLED ... GO/NO-GO OPERATION
 DIGITAL READOUT OF FAULT AND LOCATION


MANUFACTURERS OF INSULATION TESTERS
 CABLE & HARNESS TESTERS ... MEGOHMMETERS
 STROBOSCOPES ... COIL & WINDING TESTERS
 & BATTERY TESTERS

SLAUGHTER COMPANY

MOORE & HAILEY STS
 Tele: 405-223-4773

ARDMORE, OKLAHOMA 73401
 TWX: 910-830-6972

Circle 186 on reader service card



600-1-17
 ACTUAL SIZE

600-1-77
 ACTUAL SIZE

SERIES 600-1
 MICRO-MINIATURE
 RIGHT ANGLE MOUNTING
**PRINTED CIRCUIT
 PIN & SOCKET
 CONNECTORS**
 FLOW SOLDER
 APPLICATIONS

CONTACT SPACING (50x1 27MM) x 100(2.54MM)
 CONTACT SPACING (50x1 27MM) x 150(3.81MM)
 MEETS MIL-C-55302
 MIL-C-55302/1,2
 MIL-C-55302/4,6
 MIL-C-55302/55,56

AVAILABLE IN
 9, 10, 14, 17, 20,
 24, 25, 26, 30,
 33, 36, 40, 41,
 44, 50, 54, 56,
 60, 66, 70, 77 and
 78 CONTACTS

SERIES "M"
 MICRO-MINIATURE
 STRAIGHT THRU AND
 RIGHT ANGLE MOUNTING
**PRINTED CIRCUIT
 PIN & SOCKET
 CONNECTORS**
 FLOW SOLDER APPLICATIONS
 OR SOLDER CUPS
 OR WIRE-WRAPPING
 TERMINATIONS

Write for this catalog to our nearest sales office, or distributor listed in your electronics directory.

Continental Connector

34 - 63 56th Street
 Woodside, New York 11377
 Phone (212) 899-4422

Circle 250 on reader service card

New products

verters, switching power supplies, power amplifiers, induction-motor controls, and chopper controls for vehicle drives. The unit has turn-on and turn-off times of less than 500 ns. The 450-v version sells for \$200 in small quantities; delivery time is 10 to 12 weeks.

Semiconductor Division, Westinghouse Electric Corp., Youngwood, Pa. 15697. Phone (412) 925-7272. (In Europe, write to CDS Westinghouse, BP 107, 72003 LEMANS Cédex, France.) [414]

IC oscillator has 1,000:1 linear sweep range

Stable to within 20 ppm/°C, the XR-2209 voltage-controlled oscillator is a monolithic integrated circuit with a linear sweep range of 1,000:1. The oscillator produces independent, symmetrical, triangle- and square-wave outputs. Its basic frequency is set by an external RC combination anywhere in the eight decades from 0.01 Hz to 1 MHz. The device can then be swept by a control voltage from that point. These characteristics make it suitable for fm tone and sweep generation as well as for voltage-to-frequency conversion.



An internal regulator allows the XR-2209 to operate from single supply voltages from 8 to 26 v dc or from split supplies from ± 4 to ± 13 v. The commercial XR-2209CP operates from 0°C to 70°C and sells for 97 cents in quantities of 100 or more. A military version, the XR-2209M, operates from -55°C to +125°C.

Exar Integrated Systems Inc., P. O. Box 62229, Sunnyvale, Calif. 94088. Phone (408) 732-7970 [416]

Electronics/February 16, 1978

New products

Data handling

Computer offers upgraded features

Intermediate Prime model has cache memory, operating system of larger machines

By adding some of the strengths of the Prime 400 to the lower-priced 300 system, engineers at Prime Computer Inc. have come up with the Prime 350—a system that outstrips the Prime 300 in performance but still costs less than the 400. The Prime 350 incorporates the 400's 2-kilobyte, 80-nanosecond-access bipolar cache memory and a substantial subset of the 400's Primos IV operating system.

Those two features, plus inclusion of standard single- and double-precision floating-point arithmetic, make the 350 some 50% faster than a 300 in executing Fortran programs. In addition, the 350 runs Cobol programs about twice as fast as the 300 because it emulates the business instructions featured in the Prime 400 and 500. The system is expected to compete in a class that includes Digital Equipment Corp.'s PDP-11/60 and PDP-11/70 and Hewlett-Packard Co.'s 3000 II series.

Joseph D'Angelo, Prime's director of planning, says that the 16-bit machine gives users simultaneous access to 2 million bytes of virtual memory. With the Primos IV operating system subset, the 350 can run programs as large as 756 kilobytes, compared to a maximum of 128 kilobytes for the 300. D'Angelo says that the 350 is well suited for education applications requiring an interactive system with mid-range performance at a small-system price.

Because of its ability to run large programs, the 350 is also useful in engineering applications usually associated with large mainframes. Then, too, it fits a variety of commercial data-processing applications, such as interactive sales-order

processing by users sharing multiple programs and a data base.

Users can create programs in macro assembly languages as well as a mix of high-level languages, such as Fortran, Cobol, RPG II, interpretive Basic, and Prime's Basic/VM compiler. The 350 is fully software-compatible with other Prime systems, having the same file structure, language processor, and utility software as the 300, 400, and 500 models. Prime is also offering a plan to allow Prime 300 users to upgrade to the 350.

The system has eight direct-memory-access input/output channels, more than 300 instructions, a maximum main-memory capacity of 512 bytes of 600-nanosecond interleaved metal-oxide-semiconductor storage, and up to 1.2 billion bytes of on-line disk storage. It also offers up to four high-speed tape drives, features asynchronous communications for remote job entry, and can operate in a network with up to three other Prime systems by using Prime's network software.

Prices will range from \$100,000 to \$150,000, depending on the user's configuration, and deliveries will begin in the spring.

Prime Computer Inc., 40 Walnut St., Wellesley Hills, Mass. 02181. Phone (617) 237-6990 [361]

Fast data terminal has many standard features

Capable of printing at 120 characters per second, the SuperTerm data terminal is a microprocessor-controlled device with such standard features as an RS-232-C interface, a current-loop interface, an IBM Sc-



NOW!! A true RMS Voltmeter



RMS-350 \$189

- True RMS AC Voltage & Current Measurement.
- LCD Readout.
- Long Battery Life.
- Direct Sunlight Viewing.
- World's Smallest, Low Priced DMM.



Non-Linear Systems, Inc.
Originator of the digital voltmeter.
Box N, Del Mar, California 92014
Telephone (714) 755 1134 TWX 910-322-1132

Circle 216 on reader service card

PROFESSIONAL DISCOUNTS

Texas Instruments electronic calculator

TI-1750 LCD	\$19.35	SR-40	\$23.25
TI-2550 III	23.25	SR-F4 II	47.05
Little Prof	12.55	TI-57 NEW	63.00
Dataman NEW	19.95	TI-58 NEW	95.79
TI-5100	38.75	TI-59 NEW	219.95
TI-5015 NEW	63.00	PC-130A	147.00
TI-5035M	77.55	MBA	86.95
TI-5040PD	95.00	Money Mgr	16.98
TI-30SP	16.98	Bus. Analyst	27.40
Datacap	28.09	All Libraries Available	



HEWLETT PACKARD

We are franchised H-P dealer. All accessories at discount

HP-10 NEW	\$139.00	HP-27	\$140.00
HP-19C NEW	275.00	HP-29C NEW	156.00
HP-21	64.00	HP-80	235.00
HP-22	100.00	HP-67	360.00
HP-25	100.00	HP-91	260.00
HP-25C	128.00	HP-92 NEW	500.00
		HP-97	599.00

Also SCM, Olivetti, National Semiconductor, Casio, Canon, Corvus, APF, Sharp, Craig, Sanyo, Record-A-Call and more. ALL AT GREAT PRICES!

FAIRCHILD Programmable Video Game \$129.95
(2000 games possible)
Cartridges 17.95
Also Fairchild Watches!

WE WILL BEAT OR MEET ANY COMPETITORS' PRICE IF HE HAS MERCHANDISE ON HAND. All units shipped in original factory cartons with accessories according to manufacturers' specifications. In Calif call (213) 370-5795 or CALL (800) 421-0367 (other than CA). Above prices are for cash only. Credit card prices differ. BankAmericard/VISA & Master Charge accepted. Send money order. Pers. ck (2 wks to clear). In CA add 6% sales tax. Add \$3.50 min. shipping charges. WE SHIP AIR on request. Subject to availability. Send mail orders to DEPT. WRITE OR CALL FOR FREE CATALOG EM-J

WILSHIRE - 2 STORES - HAWTHORNE
CALL
t enterprises
ENTERPRISES BUSINESS PRODUCTS

16611 Hawthorne Blvd., Lawndale, Ca. 90260
(213) 370-5795 (800) 421-0367

INTRODUCING

THE STRIPPER

Saves time and will improve your profits! Sleek. Well-proportioned. Fits easily in your hand. Fast, automatic action. Precise, clean cutting and stripping. **ONE TOOL DOES IT ALL!** No muscle power, no extra cutting tools needed. Unbreakable, lifetime body. Lightweight, too. **A REMARKABLE VALUE!**

• Guaranteed to cut and strip multiple-shielded and conductor cable!



• Built-in Cutter self-sharpens.

Appealing? Return the Reader Service Card for information, or see us at Booth 5066 at the NEPCON West Show February 28 - March 2,

 PALADIN CORPORATION
2680 VALENCIA CIRCLE
THOUSAND OAKS, CA 91360
(805) 492-2853

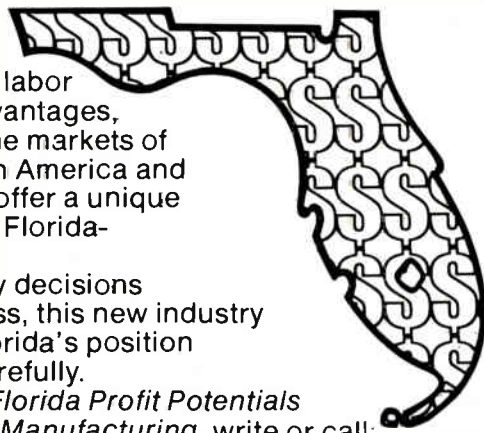
Circle 190 on reader service card

THE SUNSHINE STATE OFFERS HIGHER PROFIT POTENTIALS TO ELECTRONIC PRODUCTS MANUFACTURERS THAN ELSEWHERE IN THE COUNTRY!

Florida's substantial labor and operating cost advantages, plus ready access to the markets of the United States, Latin America and the world, combine to offer a unique profit opportunity for a Florida-based manufacturer.

Before you make any decisions regarding your business, this new industry study documenting Florida's position should be reviewed carefully.

To get your copy of *Florida Profit Potentials* in *Electronic Products Manufacturing*, write or call:



FLORIDA
WE'RE MORE THAN SUNSHINE

Joe Hennessy, Director
Division of Economic Development
Florida Department of Commerce
107 W. Gaines Street, Room 103E
Tallahassee, Florida 32304
(904) 488-5507

190 Circle 251 on reader service card

New products


lectric-type keyboard with a numeric keypad, 132-column printing, horizontal and vertical tabs, keyboard lock-out, and automatic top-of-form positioning. Options include a micro-cassette for off-line data collection (not yet available) and a 180-c/s printing rate, both of which can be added in the field.

The terminal, which uses a dot-matrix impact printhead, is priced as low as \$1,995 for a 60-c/s version with no options. It is available immediately. A maintenance contract is available for \$25 a month.

Intertec Data Systems Corp., Eastern Regional Marketing, 19530 Club House Rd., Gaithersburg, Md. 20760. Phone (301) 948-2400 [363]

Transport for 3M cartridge is first to use belt drive


By interposing a belt drive between the drive motor and the tape capstan, the designers of the model 650 tape transport have effectively uncoupled the motor mass from the capstan and have thus reduced both motor wear and the likelihood of tape damage. The transport uses



standard 3M DC300A data cartridges. It can store up to 23 megabits (2.9 megabytes) of data on the four tracks of the cartridge's 300 feet of 1/4-inch magnetic tape.

An optical tachometer provides precise control of the 650's speed at 30 in./second, which, at the ANSI standard recording density of 1,600 bits/in., yields a data-transfer rate of 48,000 b/s. This throughput rate will fill up a typical cathode-ray-tube terminal in about half a second. With its rewind and fast-search

Electronics / February 16, 1978



GCR TECHNOLOGY IS MOVING INTO THE MINI-COMPUTER MARKET.

We are now shipping our 250 bpi STC 1900 high density magnetic tape subsystem to EM mini-computer customers. The STC 1900 is a 19-inch rack mountable, low-cost tape subsystem that includes 1600 bpi as a standard feature.

This means that for the first time, mini-computers can offer the high performance features of much larger computers.

For the first time, you can offer 6250 bpi read-write capability with GCR format.

Now your customers can benefit from:

- **Increased throughput**
- **Almost four times the recording density of 1600 bpi**
- **Improved error correction (simultaneous two-track)**
- **Library interchangeability with other systems operating at 6250 or 1600 bpi densities**
- **100 megabyte disk dumps to one tape reel**

If improved system performance is important to you, the next move is yours. Call Frank Gunn toll free at 800-525-2940 or send coupon.



7-3877

STORAGE TECHNOLOGY CORPORATION

P.O. Box 6, Louisville, Colorado 80027

Please send me complete information about the new 1900 subsystem.

Name _____

Address _____

City _____

State _____ Zip _____



STC SHIPPING DEPT.



Mini-Mox Grows Up



... AND IT IS IN STOCK

Introducing the Victoreen Commercial Performance Mox. We have refined our high voltage Mini Mox resistor technology to offer you a combination of low cost and high performance unequalled anywhere.

Our CPM series means increased power ratings, coatings that have been developed to perfection, and standard values that are always in stock. Low cost, high performance, superior coatings, and delivery.

A better resistor at a better price
... Victoreen's Mini Mox has indeed grown up.



10101 Woodland Ave. Cleveland, Ohio 44104
Toll Free (800) 321-9990 · TWX 810-421-8287

Circle 192 on reader service card

1977 Answer Book. It makes your job easier. \$25.

Who makes what? Over 4000 products, more than 5000 manufacturers with their local contracts and distributors, directory of trade names and catalogs, post-paid inquiry cards for 5-second ordering of current catalogs.



Electronics Buyers' Guide
1221 Ave. of the Americas
New York, N.Y. 10020

Yes, send me a copy of The Answer Book. I've enclosed \$25 (USA and Canada only, elsewhere send \$35). Full money back guarantee if returned within 10 days.

Name _____
Company _____
Street _____
City _____ State _____ Zip _____

**Electronics
BUYERS'
GUIDE**

New products

speeds of 90 in./s, the transport can reach any portion of its recorded data in about 20 seconds.

Single units sell for \$920 complete with operating electronics. The transport is also available as a simple electromechanical assembly at \$475. Delivery time ranges from immediate up to 30 days.

Qantex Division, North Atlantic Industries Inc., 200 Terminal Dr., Plainview, N.Y. 11803. Phone Leon Malmel at (516) 681-8350 [364]

Development system speeds software conversions

A software development package that allows users of Computer Automation's larger LSI-2 and 3/05 processors to convert their programs for operation on the new, lower-cost LSI-4 family of Naked Minis will operate on an LSI-2 system with 32 kilowords of main memory, a moving-head or floppy-disk system, and the company's DOS-2 disk-operating system. The software package comprises a TRAN24 translator and the MACRO24 assembler. The TRAN24 reads LSI-2 or 3/05 assembler source statements and generates equivalent LSI-4 source statements. Any statement that cannot be converted without recourse to higher-level instruction sets will result in an error message. The package is available on diskette for \$200 or on a 5-megabyte cartridge for \$400.

Computer Automation Inc., 18651 Von Karman, Irvine, Calif. 92713. Phone (714) 833-8830 [365]

Display can be partitioned into any number of areas


The Concept 100 cathode-ray-tube display terminal is a microprocessor-based unit with a feature that allows its CRT to be partitioned into any number of independently controlled, rectangular display areas. In addition, the terminal provides forms control, text editing, upper- and

A simple warning. New LED flashes on/off all by itself.

Just apply 5 volts and our FRL-4403 flashes an attention-getting signal about three times a second. A built-in IC switches it on and off. And you can drive it directly by TTL and CMOS circuits.

Our "flasher" simplifies your design. Saves parts. Saves assembly labor. And it's priced to produce a net saving in the cost of your product.

Litronix recently affiliated with Siemens to bring you the broadest selection of optoelectronics available anywhere. For details on FRL-4403 contact Litronix, 19000 Homestead Road, Cupertino, Calif. 95014. Phone (408) 257-7910.



**From the New Giant
in optoelectronics**

litronix

An affiliate of Siemens.

When accuracy is more important than speed...

Specify Teledyne A/D Converters




In most A/D converter applications, high speed is a luxury you don't need, but often pay for. Inaccuracy, on the other hand, will almost always hurt you.

At Teledyne, we analyzed the trade-offs and decided to provide a family of A/D converters with ample speed (1 to 20ms) to handle 90% of industrial and instrumentation applications, but with the emphasis on linearity and immunity to noise. And we added a bonus: we made them easy to use; Just add 2 capacitors and 4 resistors — and you're converting.

So ask us about our 8700 series of monolithic A/D converters; 8, 10 and 12 bit binary with or without three-state outputs, and 3½ digits BCD. They are all available off the shelf; they are all reliable; they are all low power CMOS, and prices start at \$5.60 for 1K quantities.

For immediate information contact Michael Paiva at (415) 968-9241, X 241.



For specific information on individual A/D converters, please circle the appropriate Reader Service number, as indicated.

Binary, 8, 10 & 12 bits — 266
Three-state Binary, 8, 10 & 12 bits — 267
BCD, 3½ digits — 268
All of the above — 269

TELEDYNE SEMICONDUCTOR

1300 Terra Bella Avenue, Mountain View, California 94043 • (415) 968-9241

SALES OFFICES: DOMESTIC: Salem, N.H. (603) 893-9551; Stacy Brook, N.Y. (516) 751-5640;

Des Plaines, IL (312) 299-6196; Los Angeles, CA (213) 826-6639; Mountain View, CA (415) 968-9241

INTERNATIONAL: Hounslow, Middlesex, England (44) 01-897-2503; Tiengen, West Germany 7741-5066;

Kowloon, Hong Kong 3-240122; Tokyo, Japan 03-403-8141

THE CENTRALAB EDGE in disc capacitors



Any Lead Variation You Need

At Centralab we are concerned with the same things you are – performance, reliability, on-time delivery. But any ceramic disc capacitor supplier can say that. We go that critical step further; we give you a choice of leads to help you cut your manufacturing costs.

Our standard leads include stand-off types to prevent solder damage; snap-in types to avoid fall-out during assembly; short leads for low profile; long leads for those hard-to-reach placements.

We'll go even further. On minimum OEM order, we'll make any lead configuration (under 3½") you need. Just tell us your manufacturing problem; we'll give you a cost-effective answer.

And don't forget our tape-and-reel packaging for automatic insertion.

Cost savings *in use*. That's the competitive edge you get from Centralab. The Centralab Edge.

Products you need from people who care.



CENTRALAB/USCC
Electronics • GLOBE-UNION INC.

7158 Merchant Ave., El Paso, TX 79915 (915) 779-3961

Circle 197 on reader service card



New products



inches. Intended for original-equipment applications, the recorder measures 5.5 in. high by 14 in. wide and is 6.875 in. deep. Its recording area is visible through its cover.

A choice of analog, incremental, or time inputs allows the recorder to produce X-Y or T-Y records. Also, pen lift—a standard feature—allows the permanent pen trace to be continuous, intermittent, or dotted. The price, for a minimum order of 10, is \$770 per unit.

Houston Instrument division of Bausch & Lomb, 1 Houston Sq., Austin, Texas 78753. Phone Louis Arnold at (512) 837-2820 [356]

Audio tester includes meters, filters, and four generators

The model 4400A audio-test facility is a complete test system in a single compact package. It contains a function, a log-sweep, a pink-noise, and a comb generator, all of which are followed by a burst-gating facility and a power amplifier. On the input side, it includes an instrumentation front end; tunable low-pass, high-pass, bandpass, and band-reject filters; a log-swept bandpass filter for spectrum analysis; and a semiconductor memory for the storage of data for X-Y plots. Four plots can be stored, with each axis for each plot capable of resolving 256 steps. The vertical axes can be absolute ampli-



tude, decibel ratio, spectral energy, or phase shift. The horizontal axes can be frequency or time. A built-in digital meter measures frequency and true-rms power levels in dbm. The 4400A sells for \$3,650; it has a delivery time of four to eight weeks.

Amber Electro Design Ltd., 4810 Jean Talon St. West, Montreal, Quebec H4P 2N5, Canada. Phone (514) 735-4105 [357]

3-digit multimeter sells for \$99.50

The model LM-300 from Non Linear Systems is a 3-digit (1,000-count) multimeter with a liquid-crystal display and a \$99.50 price tag. A companion instrument, the model LM-350, resolves 3½ digits (2,000 counts) and sells for \$125.



Both meters, like all earlier units in the NLS Volksmeter line, measure ac and dc voltage, ac and dc current, and resistance. Because of their small size and lower power consumption, Volksmeters are widely used in field-service work.

Non Linear Systems Inc., P. O. Box N, Del Mar, Calif. 92014. Phone (714) 755-1134 [358]

Electronics Magazine Book Series.

1. Microprocessors

What you must know about available microprocessor technology, devices, information. 4th printing. \$8.95



2. Applying Microprocessors

2nd and 3rd generation technology. 26 detailed applications from data networks to video games. \$9.95



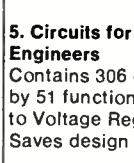
3. Large Scale Integration

Covers the basic technology, new LSI devices, LSI testing procedures, plus system design and applications. \$9.95



4. Basics of Data Communications

Includes 47 articles from Data Communications magazine covering more than 11 key areas. \$12.95



5. Circuits for Electronics Engineers

Contains 306 circuits arranged by 51 functions from Amplifiers to Voltage Regulating Circuits. Saves design drudgery. \$15.95



6. Design Techniques for Electronics Engineers.

Nearly 300 articles drawn from "Engineer's Notebook." A storehouse of design problem solutions. \$15.95

Electronics Book Series

P. O. Box 669, Hightstown, N.J. 08520

1. Send me _____ copies of "Microprocessors" at \$8.95 per copy.
2. Send me _____ copies of "Applying Microprocessors" at \$9.95 per copy.
3. Send me _____ copies of "Large Scale Integration" at \$9.95 per copy.
4. Send me _____ copies of "Basics of Data Communications" at \$12.95 per copy.
5. Send me _____ copies of "Circuits for Electronics Engineers" at \$15.95 per copy.
6. Send me _____ copies of "Design Techniques for Electronics Engineers" at \$15.95 per copy.

Discounts of 40% on orders of 10 or more copies of each book.

I must be fully satisfied or you will refund full payment if the book is returned after ten-day trial examination.

Payment enclosed Bill firm Bill me
 Charge to my credit card:
 American Express Diners Club
 BankAmericard Master Charge

Acc't No. _____ Date exp. _____

Interbank No. _____

On Master Charge only, first numbers above name _____

Name _____ Title _____


Company _____

Street _____

City _____ State _____ Zip _____

Signature _____

THE STANDARD FOR INERTIAL NAVIGATION SYSTEMS



Kearfott's Inertial Navigation System for U.S.A.F. F-16.

Kearfott's Inertial Navigation System (INS) for the F-16 consists of two major line replaceable units—Inertial Navigation Unit (INU), and a Fire Control Navigation Panel (FCNP). It is a prime sensor for aircraft velocity, attitude, and heading, and a prime source of navigation information.

Navigational data are developed from self-contained inertial sensors consisting of a vertical accelerometer, two horizontal accelerometers, and two-axis displacement GYROFLEX® gyroscopes. The sensing elements are mounted in a four gimbal, gyro-stabilized inertial platform with the accelerometers, which are maintained in a known reference frame by the gyroscopes, as the primary source of information. Attitude and heading information is obtained from synchro devices mounted between the platform gimbals.

The system provides pitch, roll, and heading in both analog (synchro) and digital form. In addition, the following outputs are provided on a serial MUX channel (MIL-STD-1553):

- Present Position—Latitude, Longitude, Altitude
 - Aircraft Attitude—Pitch, roll, Heading (True and Magnetic)
 - Aircraft Velocity—Horizontal and Vertical
 - Steering Information—Track Angle Error
- In order to permit operation in aided-inertial configurations, the INS accepts the following digital

inputs in MUX serial format (MIL-STD-1553):

- Position Update—Latitude and Longitude
- Velocity Update—Velocities in INS coordinates
- Angular Update—Angles about INS axes
- Gyro Torquing Update—Torquing rate to INS gyro axes

Significant features:

- MUX interface (MIL-STD-1553)
- Lightweight—33 pounds
- Small Size—7.5" h x 15.2" d x 7.5" w
- High Precision—better than 1 nm/h
- Rapid Align—9 minutes at 0° F
- Fast Installation/Removal—rack and panel-type mechanical interface
- Provides Back-up MUX Control in Event of Fire Control Computer Failure

For additional information write to: The Singer Company, Kearfott Division, 1150 McBride Ave., Little Falls, N.J. 07424.

Kearfott

a division of The SINGER Company

**“Call it *bed of nails*,
or *access* or whatever,
in-circuit testing
is the best way
to reduce costs
in printed circuit
assembly production.**

**And we’re making it
even better.”**



“It’s hard to imagine the problems and the cost of testing industry’s present volume of PCBs with the methods we used in the ‘50s. Even in 1962, when General Electric engineers developed the Pacer system, the need for faster, more accurate, more reliable test methods was apparent. I was there, involved in the Pacer development, and I was convinced that this technique of positive electrical access to the PCB solder nodes would become the method of choice for verifying circuit integrity. In-circuit testing has accomplished that and much more.

Texas Instruments uses Faultfinders automatic in-circuit test systems now. So do Analog Devices, Data General, Reliance Electric, and many, many more. They use Faultfinders system because they achieve higher yields at lower cost. We’ve brought the state-of-the-art to the present generation of FF101C and FF303 computer-based systems which can perform precise in-circuit *and* functional tests on digital, analog and hybrid printed circuit assemblies. In many cases, these systems will completely eliminate costly, software-intensive functional testing.

In-circuit testing isn’t perfect. There are still some components that in-circuit testing can’t handle. We’re still refining the hardware and software. We’ve developed a new Thinline fixture that’s easier to handle and store, and software packages to give you full-time utilization of the CPU with foreground/background programming and testing of static RAMs.

But right now, because no better method of making contact with PCB circuits and components has been developed . . . call it ‘bed of nails’ or ‘access’ or whatever . . . in-circuit testing is still the best way to test printed circuit assemblies.

Obviously I believe Faultfinders offers the best in-circuit test systems you can buy and the finest field support in the business. But what you believe is more important and I’d like to invite you to see for yourself what a Faultfinders systems can do to give you better yields of good boards at lower cost and with concurrent data analysis for even greater cost efficiency. To arrange a demonstration, call the Faultfinders office nearest you, or call Tom Coleman . . . or even call me.”

M.E. STANFORD, President

FF FAULTFINDERS
15 AVIS DRIVE, LATHAM, NY 12110
(518) 783-7786

**Faultfinders systems can help
you to better testing at lower
cost. Believe it.**

FREE CATALOG



COMPLETE LINE OF POWER SUPPLIES

- ENCAPSULATED
3.6 to 28V, 25 mA to 2A
- DC/DC CONVERTERS
5 to 12 WATT MODELS
- HIGH-EFFICIENCY
SINGLE & DUAL OUTPUTS
MODELS TO 100 WATTS

ATTRACTIVE OEM DISCOUNTS



Computer Products, inc.

Fort Lauderdale, Florida 33309 • (305) 974-5500



Circle 204 on reader service card

NOW ONE

AHAM tor have joined forces in management and manufacturing capabilities, making us second to none in the heat sink industry.

Visit us at our NEPCON booth 733 Feb. 28 - March 1-2 and at AHAM tor's Open House, Friday March 3, 1978 3-9 p.m.

AHAM tor
★ HEAT SINKS ★
27901 FRONT STREET
RANCHO CALIFORNIA, CA 92390
(714) 676-4151 TWX (910) 332-6201

Circle 254 on reader service card

204


New literature

NBS publications. "Publication of the National Bureau of Standards" lists all scientific, technical, and consumer publications issued by the Commerce Department's National Bureau of Standards during 1976. It tells how each paper can be obtained, citing some 2,200. The catalog is the first to include citations of patents given to NBS inventors and grantee-contract reports prepared by NBS contractors. Information on previous catalogs and on the availability of papers published in past years is included. The publication, stock number 003-003-01743-4, can be obtained for \$8.25 from the Superintendent of Documents, U. S. Government Printing Office, Washington, D. C. 20402.

Safety standards. The amended Underwriters Laboratories "Catalog of Standards for Safety" references 396 standards for safety, including 10 first-edition standards and 12 proposed standards. It is divided into two sections. Part 1 lists the already published standards in alphabetical order by title and then in numerical order by UL standard number designations; part 2 lists the 96 proposed standards. Also provided is information for each standard, including edition dates, latest revision dates, and prices. Underwriters Laboratories Inc., Attn: Publications Stock Dept., 333 Pfingsten Rd., Northbrook, Ill. 60062. Circle reader service number 422.

Conversion factors. A pocket-size booklet featuring conversion factors and formulas that help in selecting capacitors for specific applications is available from Plastic Capacitors Inc., 2623 N. Pulaski, Chicago, Ill. 60639 [423]

Evaporation materials. Over 250 purified and degassed evaporant materials used in optical coating, vacuum deposition, sputtering of thin films, and metal-oxide-semiconductor work are listed in a 15-page brochure. Also included are boron nitride and vitreous carbon, two receptacle materials used in vacuum-evaporation work, as well as special



intermetallic-metallizing evaporators and a special boron-nitride parting agent. Atomergic Chemetals Corp., 100 Fairchild Ave., Plainview, N. Y. 11803 [429]

Capacitance-switching. The use of TouchControl switching—a capacitance-switching technique that employs standard microcircuits—is explained in a 16-page designer's guide. The application note describes how TouchControl works and how capacitance panel sizes, spacings, and materials are selected. It includes data on how to deal with or avoid problems such as high static environments and noise, how to interlock the switches, and generally how to design reliable touch-switching systems. Included are curves and nomographs to aid in determining capacitances and the values of other design parameters. American Microsystems Inc., 3800 Homestead Rd., Santa Clara, Calif. 95051 [424]

A-d and d-a converter testing. An 8-page application note gives an overview of analog-to-digital and digital-to-analog testing with particular emphasis on the operation of the GenRad 2230 component test system. A sample test program for a 12-bit a-d converter is given along with a step-by-step explanation of the program. GenRad Inc., 300 Baker Ave., Concord, Mass. 01742 [425]


Handtools. Descriptions of electronic assembly and production aids, including thermal wire strippers, liquid

Electronics/February 16, 1978

1977 Answer Book.

Your guide to the U.S. electronics marketplace.

\$35.



"WHO MAKES WHAT?"

"WHAT COMPANIES MAKE THE PRODUCTS I NEED?"

(See alphabetical directory of 4000 products)

"WHERE ARE THEIR NEAREST SALES OFFICES?"

"WHO ARE THEIR DISTRIBUTORS?"

"WHAT ARE THEIR PHONE NUMBERS?"

(See alphabetical directory of over 5000 manufacturers)

"HOW CAN I GET THEIR CURRENT CATALOGS FAST?"

(See directory of catalogs by product and by company, including catalog inquiry cards for 5-second ordering)

"WHO MANUFACTURES THIS TRADE NAME?"

(See Directory of Trade Names)

Special no-risk offer. If The Answer Book is not everything we say it is and more, return the book to us within fifteen days and we will refund your \$35.

Electronics Buyers' Guide (EBG) is as easy to use as your telephone directory. The U.S. electronics marketplace is at your fingertips awaiting your call or letter.

To order from our Directory of Catalogs, simply circle the corresponding number on the Inquiry Cards and mail. This way you get *current* catalogs. The Answer Book's objective: Make your job easier.

Electronics Buyers' Guide

1221 Avenue of the Americas, New York, N.Y. 10020



- Yes, send me a copy of The Answer Book. I've enclosed \$35. Full money-back guarantee if returned within 10 days.
- I've enclosed \$47 to include airmail.

Name _____

Company _____

Street _____

City _____

State _____ Zip _____

This coupon can eliminate the hours of work you hate

Using spec sheets and manufacturer's catalogs to find semiconductor technical information is stealing your valuable time.

But now there's a system that can reduce your reference hours to minutes. Puts technical data on worldwide Microcomputers, Integrated Circuits, Discrete Devices and Optoelectronics components at your fingertips.

The D.A.T.A.BOOKS Electronics Information Series. D.A.T.A. engineers have successfully combined your data needs with standardized values, terms, and definitions. Here are the tens of thousands of semiconductors manufactured in the U.S. and around the world—arranged by key parameters for your quick and easy comparison. Fast information that's accurate, dependable, up to date.

Send us the coupon or circle the reader response number. We'll send you information about eliminating hours of needless searching.

FREE 10 Page Brochure
*Tells how to make your work more
interesting and less time consuming.*



D.A.T.A.BOOKS

D.A.T.A., INC. A Cordura Company
45 U.S. Highway 46, Pine Brook, New Jersey 07058
Telephone: (201) 227-3740

**Yes, I'd like to eliminate the hours of work I hate.
Please send me the free brochure on
D.A.T.A.BOOKS.**

Name _____ Title _____
Firm _____
Street _____
City _____ State _____
Zip _____ Phone _____

New literature

spot masks, titanium printed-circuit finger-masking clips, and flux and solvent dispensers, are given in a 12-page catalog. It is available from Electronic Production Equipment Corp., P. O. Box 5238, Manchester, N. H. 03107 [426]


Analog components. A 48-page catalog contains basic application information, detailed electrical characteristics, dimensional drawings, and photographs of a line of synchros, resolvers, gimbal pickoffs, stepper motors, torque motors, ac and dc servo motors, and tachometers. The catalog also provides application data for both brush- and brushless-type units, and general information on torque motors, servo motors, and motor tachometers. Clifton Precision, Litton Systems Inc., Marple at Broadway, Clifton Heights, Pa. 19018 [427]

Semiconductor accessories. A 68-page catalog is intended for engineers, technicians, and buyers who specify or purchase heat sinks, insulators, mounting pads, sockets, or printed-circuit-board accessories. The heat sinks are indexed by case style, thermal performance, and part number. Heat-sink case styles include those designed for dual in-line packages, and assorted TO cases. Technical application notes are included, as are complete engineering drawings, thermal performance curves, photographs, and isometric illustrations. Dept. M., Thermalloy Inc., 2021 W. Valley View Lane, Dallas, Texas 75234 [428]

Centrifugal blowers. Technical information and schematics for ac and dc motor-driven centrifugal blowers are provided in an 84-page catalog. A separate section of technical notes covers such items as calculating required air flow, determining system pressure, and specifying the air mover. Electrical and mechanical design options for various air movers are given, along with information on dielectric and resistance tests. IMC Magnetics Corp., Marketing Division, 570 Main St., Westbury, N. Y. 11590 [430]

The magazine you're reading now, could be your own.

Drop off the routing list. Get your own fresh, unclipped copy mailed to your home or office. Turn to the subscription card in the back of the magazine. If somebody has beat you to it, write: Electronics, P.O. Box 430, Hightstown, N.J. 08520.



New products/materials

A water-soluble oil developed for use in automatic wave-soldering machines has a long life, low smoking characteristics, and a mild odor. Alpha 4004 is compatible with both water-soluble flux systems and aqueous cleaning systems for rosin fluxes. It is available in 54-gallon drums and 5-gallon containers.

Alpha Metals Inc., 600 Rte. 440, Jersey City, N. J. 07304 [476]

An electroless nickel-plating solution will make ohmic contacts to silicon and other semiconductor materials, including germanium, gallium arsenide, and cadmium sulphide, as well as nickel and Kovar. Nickel-X is a ready-to-use material whose composition will not alter or generate fumes during plating. It has a volume resistivity of $60 \mu\Omega\text{-cm}$ and a reflectivity of 65%. When it is furnace-soldered in a hydrogen atmosphere, flux need not be used.

In quantities of 1 to 11 gallons, Nickel-X sells for \$15 per gallon. Prices for 12 to 23, 24 to 47, 48 to 99, and 100 to 199 gallons are \$12.50, \$12, \$11.50, and \$11 a gallon, respectively.

Transene Co., Rte. 1, Rowley, Mass. 01969 [477]

A one-part electrically conductive coating will shield against radio-frequency interference, prevent electrostatic buildup, and serve in similar applications. X-COAT 200 can be sprayed, dipped, or rolled on to provide shielding of up to 50 dB at most frequencies. It has a resistivity of less than 5 ohms per sq. Available from stock, it sells for \$75 a gallon.

Electro-Kinetic Systems Inc., 2500 Ridley Ave., Chester Pa. 19013 [478]



In Hanover the Electrical Industry Shows What Tomorrow Will Bring.

Live, learn, research and work with electro-engineering. Electro-engineering provides the decisive impetus for all sectors of industry. This is always particularly obvious at the Hanover Fair where year after year new ideas and suggestions are the factors setting new developments and technical innovations in motion.

Here industry, commerce and trade, public and private supply and service enterprises find precisely the information they need for solving specific individual problems. Information unique in its totality. Make the best use of the discussions and ideas offered by Hanover. So you will know in good time what tomorrow will bring.

For the First Time at the Hanover Fair:
"Systems Show: Energy"
The New Forum for Energy Experts

For the very first time the whole energy supply sector will be presented and discussed as one unit at the Hanover Fair. Both in the display and in a comprehensive programme of conferences. The "Electro-engineering" exhibitors with their products and know-how will be part and parcel of this new

systems show. You will find them in their traditional locations. Wherever you see this sign you will find problem solutions and business partners at the "Systems Show: Energy".



Unique in the world of fairs: EBI—the Electronic Visitors Information System leads you directly and quickly to comprehensive information. In all of the 7 Electro-engineering Halls



● Make the best use of all the up-to-date information at the 1978 Hanover Fair. From February onwards, we shall be happy to send you all the material you need for planning your visit carefully.

- Please send me the prospectuses I have indicated:
- | | |
|--|--|
| ● <input type="checkbox"/> Electric Power Transmission | ● <input type="checkbox"/> Electronic Components and Sub-assemblies |
| ● <input type="checkbox"/> Electric Energy Supply | ● <input type="checkbox"/> Electrical Installations |
| ● <input type="checkbox"/> Telecommunications | ● <input type="checkbox"/> Electric Lighting |
| ● <input type="checkbox"/> Measuring, Testing and Automation | ● <input type="checkbox"/> Systems Show: Energy |
| | ● <input type="checkbox"/> The Fair Planner with the programme of all the Trade Markets at the Hanover Fair '78. |



● Deutsche Messe- und Ausstellungs-AG, Messsegelände,
● D-3000 Hannover 82, Tel. (0511) 891, Telex 0922 728 ELS 2

● Name: _____

● Company: _____

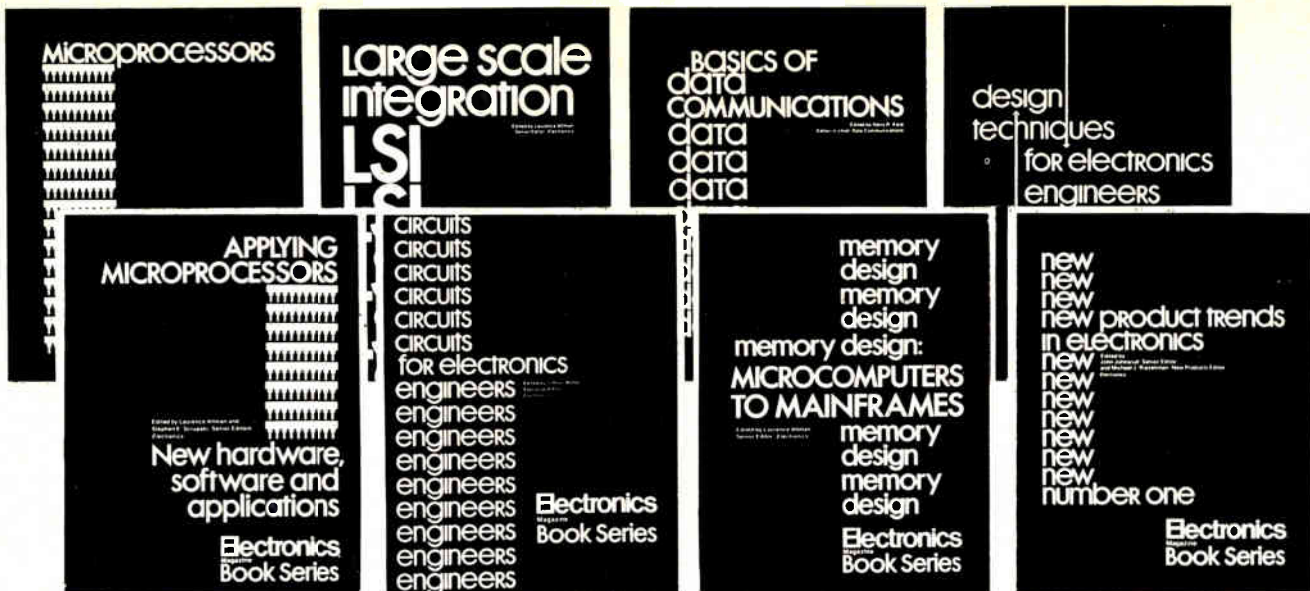
● Street: _____

● Town/Postal Code: _____

IHM 487-INT



**Hanover
Fair '78**
Wednesday, 19th April -
Thursday, 27th April



Electronics Magazine Book Series

1. Microprocessors

What you must know about available microprocessor technology, devices, information, 4th printing. \$8.95

2. Applying Microprocessors

2nd and 3rd generation technology. 26 detailed applications from data networks to video games. \$9.95

3. Large Scale Integration

Covers the basic technology, new LSI devices, LSI testing procedures, plus system design and applications. \$9.95

4. Basics of Data Communications

Includes 47 articles from Data Communications magazine covering more than 11 key areas. \$12.95

5. Circuits for Electronics Engineers

Contains 306 circuits arranged by 51 functions from Amplifiers to Voltage Regulating Circuits. Saves design drudgery. \$15.95

6. Design Techniques for Electronics Engineers

Nearly 300 articles drawn from "Engineer's Notebook." A storehouse of design problem solutions. \$15.95

7. Memory Design: Microcomputers to Mainframes

The technology, devices, and applications that link memory components and system design. \$12.95

8. New Product Trends in Electronics, Number One

From "New Products," state-of-the-art materials and equipment, arranged according to function. \$14.95

Electronics Book Series
P.O. Box 669, Hightstown, NJ 08520

1. Microprocessors

Send me _____ copies at \$8.95 per copy.

2. Applying Microprocessors

Send me _____ copies at \$9.95 per copy.

3. Large Scale Integration

Send me _____ copies at \$9.95 per copy.

4. Basics of Data Communications

Send me _____ copies at \$12.95 per copy.

5. Circuits for Electronics Engineers

Send me _____ copies at \$15.95 per copy.

6. Design Techniques for Electronics Engineers

Send me _____ copies at \$15.95 per copy.

7. Memory Design: Microcomputers to Mainframes

Send me _____ copies at \$12.95 per copy.

8. New Product Trends in Electronics

Send me _____ copies at \$14.95 per copy.

Discounts of 10% on orders of 10 or more copies of each book.



If after my 10-day free-trial examination I am not fully satisfied I understand that my payment will be refunded.

Payment enclosed Bill firm Bill me

Charge to my credit card:

American Express

Diners Club

BankAmericard/Visa

Master Charge*

Acct No. _____ Date Exp. _____

*On Master Charge only, first numbers above name _____

Name _____ Title _____


Company _____

Street _____

City _____ State _____ Zip _____

Signature _____

Sweep your rf* device with a stable tracking generator



your filter
amplifier
equalizer
attenuator
switch
bridge
etc.
belongs here

The TR 502 and TR 501 tracking generators are working partners for 7L13 and 7L12 spectrum analyzers.

Like **frequency response measurements** on rf devices with the TR 502 and 7L13. This combination of a constant level, calibrated rf source and high performance spectrum analyzer provides you with a wide dynamic range (110 dB) and narrow resolution bandwidth (30 Hz) ideal for crystal or cavity measurements.

Selective frequency counter applications use the TR 502's Aux. R.F. output to drive a frequency counter.

Select and determine signal frequencies up to 1800 MHz with -128 dBm sensitivity at 30 Hz resolution bandwidth. When used with the DC 502 550 MHz Frequency Counter the spectrum display center frequency, indicated by a bright dot, is automatically counted.

In addition, the TR 502 and 7L13 form a **super-stable CW source**. The TR 502/7L13 system has 10 Hz stability in zero-span (non-swept) mode.

The TR 502 or TR 501 are powered with a TM 503 Power Module, leaving room for a DC 502 or other counter.

TR 502 Tracking Generator \$4650
(recommended for use with 7L13)

TR 501 Tracking Generator \$3900
(recommended for use with modified 7L12)

TM 503 Power Module Opt 7 \$ 195

DC 502 Digital Counter Opt 7 \$1195

See the TR 502 or TR 501 work in your application. Ask for a demonstration or more information. Write: Tektronix, Inc., Box 500A, Beaverton, Oregon 97077. In Europe, write: Tektronix Limited, P.O. Box 36, St. Peter Port, Guernsey, Channel Islands.

U.S. Sales Prices F.O.B. Beaverton, Oregon 97077

*Baseband and audio swept frequency systems are also available. Ask for information.

Tektronix®
COMMITTED TO EXCELLENCE

For Technical Data circle 212 on Reader Service Card
For Demonstration circle 211 on Reader Service Card

Classified section FOR ENGINEERING/TECHNICAL EMPLOYMENT OPPORTUNITIES

CLASSIFIED SALES REPRESENTATIVES

Atlanta... Jane Core... 404/892-2868
 Boston... Holt Buchanan... 617/262-1160
 Chicago... Bill Higgins... 312/751-3733

Cleveland... Mac Huestis... 216/781-7000
 Dallas... Mike Taylor... 214/742-1747
 Denver... Shirley Klotz... 303/837-1010
 Detroit... Mac Huestis... 313/873-7410

Houston... Mike Taylor... 713/659-8381
 Los Angeles... Stan Kassir... 213/487-1160
 New York... Larry Kelly... 212/997-3594
 Philadelphia... Dan Ferro... 215/568-6161

Pittsburgh... Dean Genge... 412/391-1314
 San Francisco... M.E. Kenny... 415/362-4600
 Stamford... Holt Buchanan... 203/359-2860
 XEROX 400 TELECOPIER... 212/997-6800

SECURE YOUR FUTURE! EXPLORE OUR CAREER OPPORTUNITIES. ELECTRONIC DRAFTERS/ DRAFTING CHECKERS

Positions require individuals with electronic and mechanical drafting experience. Should have a strong training background and/or several years experience. Checkers must have the above experience plus a minimum of 2 years checking experience.

CIRCUIT BOARD DESIGNERS/ CHECKERS

We need circuit board designers with several years experience designing single and double sided high density circuit boards. CAB system experience is highly desirable. Circuit board checkers must have the above, plus several years circuit board checking experience.

ELECTRONIC PACKAGING SPECIALIST

We need an experienced packaging person with a good feel for simple manufacturable electronic packaging, to design rack mounted and chassis mounted electronic hardware. A knowledge of vibration and shock resistant design is desirable.

Become a member of our well established, stable organization which offers an outstanding profit sharing plan, benefit program and excellent working conditions in a highly desirable Colorado locality. Salary commensurate with experience and ability. Please send your resume to: Personnel Department, **WOODWARD GOVERNOR COMPANY**, PO Box 1519, Fort Collins, Colorado 80522. We are an equal opportunity employer M/F.

WOODWARD

FOR WESTERN ACTION

Free resume preparation and distribution to exceptional fee paid opportunities. Send experience and salary history to:

The Wescott Agency

Box 4428,
 Vancouver, WA 98662

POSITIONS VACANT

Systems Analysts/Operations Researchers—PhD with multi-disciplinary experience in weapons systems engineering and cost-effectiveness studies or quantitative economic analysis of R&D programs. Emphasis on U.S. Air Force weapon systems and on health care delivery systems. U.S. citizens only (security clearance). Resumes and salary history to Analytic Services Inc. (ANSER), 5613 Leesburg Pike, Falls Church, VA 22041, an independent nonprofit corporation. Equal Opportunity, Affirmative Action Employer. M/F.

Transformers—As part of our ongoing expansion and R & D programs. Signal has openings for design engineers, technicians and coil winding experts. We are building a team with particular expertise in power, audio and ferro-resonance. Excellent opportunities. Submit resume in complete confidence to Signal Transformer Co, 500 Bayview Avenue, Inwood, NY 11696.

EMPLOYMENT SERVICE

Electronic engineering growth positions with clients located nationally. We would be glad to consider your resume. Joe Torcassi (EE), Director, R.J. Bushee & Associates, 1001 Carew Tower, Cincinnati, OH 45202. 513/621-2015.

How To Get A Job Overseas 253 page Book! Only \$4. Transworld, Box 90802-HR, Los Angeles 90009.

FIELD ENGINEER

Denver-based Cable Television Corporation is seeking a field engineer to assume responsibilities in growing regional operations. Successful candidate should have BSEE degree and a minimum of two years technical experience including RF. Position requires heavy travel. Progressive, stable, growing company offers competitive salary, good benefits, and challenging environment. Send resume including salary requirements to: Personnel Manager



Cablecom-General, Inc.
P.O. Box 1818
Englewood, Colorado 80150.

An Equal Opportunity Employer.

SEISMIC OBSERVER

We are presently looking for qualified personnel for the position of seismic observer on a geophysical survey crew. Travel, attractive salary and fringe benefits. Send resume to:

Norbert Blot
CGG

3 Park Central, Suite 575
Denver, Colorado 80202

HOUSTON, TEXAS ELECTRONIC DESIGN AND PROJECT ENGINEERS

The automatic control systems segment of our industry is expanding and is currently in need of individuals with analog/digital design capability. Microprocessor experience a major plus on both R & D and product design. Competitive salaries and benefits.

For further information, contact Warren Dunn or Eugene Enright at

(713) 621-9050

All Fees Assumed By Client Companies

PERSONNEL SERVICES

458 Houston Natural Gas Building
1200 Travis
Houston, Texas 77002

EW ENGINEERS

San Francisco Peninsula

ANTEKNA, a leading company in the field of RF/EW environment simulation is experiencing a strong growth due to challenging new long time contracts. Immediate opportunities exist for Professionals in the following areas:

RF DEVELOPMENT MANAGER

We are seeking an astute manager with 5 yrs. managerial experience in RF equipment design, product planning, product engineering for economical factory reproduction. Previous experience should be in design and production active and passive EW systems. Requires BSEE; MSME desirable.

DIGITAL ANALOG DESIGN ENGINEER

Become involved in a large video simulation systems with design tasks in complex signal generation and digital data processing.

You will perform engineering work in the design and development of new computer-programming instruments and be responsible for product development from detailed concepts through design, fabrication and test.

Position requires 5-10 yrs. digital circuit design and product development experience to include broad background in the use of RAMS, counters, D/As, sequential logic design and related areas. Computer programmable product design experience and some background in MIL programs desirable.

SYSTEMS ENGINEER

We seek a BS/MSEE with extensive EW hardware systems or multidiscipline experience.

You should be familiar with operational EW equipment that encompasses warning systems, jammers, chaff and/or ELINT equipment. Familiarity with State-of-the-Art software and good marketing skills essential.

MICROWAVE DEVELOPMENT ENGINEERS

Assume project leadership for integrated systems requiring the blending of microwave components with digital and analog control devices. You will generate subassembly Specs from system requirements including design, procurement and manufacturing hardware to meet system requirements.

Position requires BS/MSEE plus 5 or more years exp. in microwave circuit design. Familiarity with microwave oscillators, modulators, switches and other related components essential. Ability to translate system requirements to component specifications as well as a strong desire to build hardware utilizing latest techniques and concepts is a must.

If you are interested in joining a strong team renowned for the highest quality performance and technical knowledge, please forward your resume, including salary history, or phone Jerry Wayt, Personnel Manager, ANTEKNA, INC., 625 Clyde Ave., Mt. View, CA 94043. (415) 965-0600. We are an equal opportunity employer. U. S. Citizenship required.

SEISMIC OBSERVER

We are presently looking for qualified personnel for the position of seismic observer on a geophysical survey crew. Travel, attractive salary and fringe benefits. Send resume to:

Norbert Blot
CGG

3 Park Central, Suite 575
Denver, Colorado 80202

HOUSTON, TEXAS ELECTRONIC DESIGN AND PROJECT ENGINEERS

The automatic control systems segment of our industry is expanding and is currently in need of individuals with analog/digital design capability. Microprocessor experience a major plus on both R & D and product design. Competitive salaries and benefits.

For further information, contact Warren Dunn or Eugene Enright at

(713) 621-9050

All Fees Assumed By Client Companies

PERSONNEL SERVICES

458 Houston Natural Gas Building
1200 Travis
Houston, Texas 77002

EW ENGINEERS

San Francisco Peninsula

ANTEKNA, a leading company in the field of RF/EW environment simulation is experiencing a strong growth due to challenging new long time contracts. Immediate opportunities exist for Professionals in the following areas:

RF DEVELOPMENT MANAGER

We are seeking an astute manager with 5 yrs. managerial experience in RF equipment design, product planning, product engineering for economical factory reproduction. Previous experience should be in design and production active and passive EW systems. Requires BSEE; MSME desirable.

DIGITAL ANALOG DESIGN ENGINEER

Become involved in a large video simulation systems with design tasks in complex signal generation and digital data processing.

You will perform engineering work in the design and development of new computer-programming instruments and be responsible for product development from detailed concepts through design, fabrication and test.

Position requires 5-10 yrs. digital circuit design and product development experience to include broad background in the use of RAMS, counters, D/As, sequential logic design and related areas. Computer programmable product design experience and some background in MIL programs desirable.

SYSTEMS ENGINEER

We seek a BS/MSEE with extensive EW hardware systems or multidiscipline experience.

You should be familiar with operational EW equipment that encompasses warning systems, jammers, chaff and/or ELINT equipment. Familiarity with State-of-the-Art software and good marketing skills essential.

MICROWAVE DEVELOPMENT ENGINEERS

Assume project leadership for integrated systems requiring the blending of microwave components with digital and analog control devices. You will generate subassembly Specs from system requirements including design, procurement and manufacturing hardware to meet system requirements.

Position requires BS/MSEE plus 5 or more years exp. in microwave circuit design. Familiarity with microwave oscillators, modulators, switches and other related components essential. Ability to translate system requirements to component specifications as well as a strong desire to build hardware utilizing latest techniques and concepts is a must.

If you are interested in joining a strong team renowned for the highest quality performance and technical knowledge, please forward your resume, including salary history, or phone Jerry Wayt, Personnel Manager, ANTEKNA, INC., 625 Clyde Ave., Mt. View, CA 94043. (415) 965-0600. We are an equal opportunity employer. U. S. Citizenship required.

NOW IS THE TIME ... TO HIRE A STUDENT THIS SUMMER.

First, it's later than you think, with schools closing on different semester schedules, and students torn between lining-up "sure" jobs now or gambling that something in their chosen field will come along later.

Second, and most important, it's in our industry's best interest to encourage and hold its life-blood by providing practical experience in their future profession.

And, since there'll always be more applicants than openings, you'll be able to select the cream of the crop, then evaluate them with an eye towards hiring, when

as coveted graduates, the job market might well be in their favor.

Because we believe this program is of mutual benefit to both employer and employee alike, we again offer our services as a clearing-house.

Just fill out and return the coupon below, and we'll include your organization in a free listing to be sent to Placement Directors and Department Heads at leading colleges and universities across the nation. They'll post it, and the students will contact you directly.

Free summer help listing

MAIL TO: ELECTRONICS/POST OFFICE BOX 900/NEW YORK/NY 10020

NAME/TITLE (of individual to be contacted)

ADDRESS: (Mailing address of your personnel office)

ORGANIZATION: (Firm, Company, Government Agency or Institution)

TYPE AND NUMBER OF STUDENTS SOUGHT: Electronics Avionics

Technician Other: (Draftsman, etc.)



2/16/78

Note: Last date coupons can be accepted for this year's student mailings is 4/21/78

ENGINEERS

AT

Schlumberger

- Don't wear suits and ties
- Don't shuffle papers and answer phones
- Don't sit at desks
- Do work outdoors
- Do take charge
- Do make decisions
- Do face many challenges
- Do bear heavy responsibilities
- Do operate sophisticated electronic equipment
- Do record information on oil and gas wells
- Do interpret this information
- Are their own bosses
- Are searching for tomorrow's energy
- Are not afraid of long hours

THIS JOB IS NOT FOR EVERYONE - BUT IT COULD BE IDEAL FOR YOU!

Schlumberger, the world leader in Electronic Well Logging has immediate career opportunities for the individual with a degree in Electrical Engineering, outstanding scholastic record, 0-3 years work experience, and U.S. citizenship.


If you want to be involved in the search for tomorrow's energy, this JOB IS FOR YOU!

OPENINGS IN 30 STATES.

**CALL COLLECT:
(713) 928-4218
P.O. BOX 2175,
HOUSTON, TEXAS 77001
SCHLUMBERGER WELL SERVICES**

We Are an Equal Opportunity Employer M/F

SCHLUMBERGER



ELECTRICAL/ ELECTRONICS ENGINEERS

Rockwell Hanford Operations...

is a prime contractor to the U.S. Department of Energy at the Hanford installation located in Southeast Washington State. We are engaged in new and challenging aspects of Nuclear Energy Research. We currently have openings for Electrical/Electronics Engineers in the following areas:

- HEAVY INDUSTRIAL POWER
- ELECTRONICS DESIGN
- INSTRUMENT AND CONTROL SYSTEMS
- INSTRUMENTATION DEVELOPMENT

All positions require a BS or MS degree in Electrical Engineering. Openings include entry-level and advanced positions with experience in the nuclear industry desirable. Salaries are open and include comprehensive company-paid benefits.

For prompt and personal attention, send resume and salary history in confidence to Neil D. Hymas, Director, Professional Employment, Department 1, ROCKWELL HANFORD OPERATIONS, P.O. Box 800, Richland, WA 99352.



**Rockwell
International**

Atoms International Division
Rockwell Hanford Operations

Equal Opportunity Employer M/F

Job-seekers... be the first to know with McGraw-Hill's **Advance Job Listings**

By having our weekly ADVANCE JOB LISTINGS sent to your home every Monday you can be the first to know about openings both in and out of your field. AJL will enable you to contact anxious recruitment managers BEFORE their ads appear in upcoming issues of 21 McGraw-Hill publications. To receive a free sample copy, plus information about our low subscription rates, fill out and return the coupon below.

ADVANCE JOB LISTINGS / P.O. BOX 900 / NY 10020

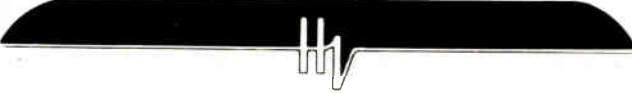
PLEASE SEND A SAMPLE COPY
OF ADVANCE JOB LISTINGS TO

NAME _____

ADDRESS _____

CITY _____

STATE/ZIP _____



ELECTRICAL ENGINEERS

We have positions open in our Deltaray Division for Electrical Engineers. Deltaray is a leader in the manufacture of high voltage power supplies used primarily in X-ray applications and electron microscopes.

Senior Design Engineer

This creative individual will assume responsibility for the design of power supplies in the fifty kZ to 1 Mv range. The ideal candidate will have at minimum a BSEE with 5-10 years design experience and will be familiar with the principles of power supply design, transformer design, electronic solid-state circuits and regulating systems.

Project Engineer

This self-starting individual will assume project responsibility for X-ray system power supplies and controls from inception to final product. Customer interface and limited travel involved. The ideal candidate will prefer a BSEE and 5 years experience with solid-state circuit design and familiarity with feedback regulating systems, high frequency circuits, switching type designs and high voltage techniques are advantageous.

High Voltage Engineering offers a comprehensive compensation package including company paid Life Insurance, a company funded Retirement Program, Blue Cross/Blue Shield Master Medical coverage, Dental Insurance, and long term disability protection.

Please send your resume with salary requirements to: Craig N. Clive, Personnel Manager.



**HIGH VOLTAGE
ENGINEERING
CORPORATION**

South Bedford Street
Burlington, MA 01803

An Equal Opportunity Employer



RELIABILITY ENGINEER

YOU'RE EXPERIENCED ...

But Our Supportive Reaction to Your Ideas and Decisions Could Be a New, Uplifting Experience

Aiming to make a more decisive, individual impact with your conceptual and technical abilities? Eaton Engineering & Research Center should be your culminating goal.

BSME or BSEE and proven experience, including familiarity with using the computer for statistical evaluations could qualify you for a key position on a topflight professional team developing outstanding innovations in various aspects of product reliability.

Position, based in a suburban-located, ultra-modern engineering facility of a Fortune 500 corporation provides an excellent salary, commensurate with abilities—plus company-paid fringe benefits.

If you're looking for a solid opportunity to advance on the basis of fully recognized achievement, and increasing responsibilities, send us your resume. Include salary history and requirement, in confidence, and forward to:

We are an equal opportunity employer M/F

EATON CORPORATION

Engineering & Research Center
Dept. E278, P.O. Box 766
26201 Northwestern Highway
Southfield, Michigan 48037

Electronics Engineers LSI Engineers

Design tomorrow's avionics today



... at **KING** of course.

King Radio Corporation, the world's leading designer and manufacturer of aircraft communications, navigation, and flight control systems for the general aviation industry is on the move. We are expanding into new fields; facing new challenges. Our growth and success have created career opportunities for qualified electronics and LSI engineers.

—**Electronics Engineers:** digital, analog, microprocessor, power supplies, receivers, transmitters, flight controls, radar, etc.

—**LSI Engineers:** CMOS, bipolar, logic, P or N channel design, etc.

We are located in a pleasant, progressive, Kansas City suburb. Full relocation will be provided, and extensive benefits include profit sharing. We invite your confidential inquiry.

Call Dick Johnson collect, at (913) 782-0400.
Evenings and weekends call (913) 782-2290.

Tomorrow's Avionics Today ... from KING of course

King Radio Corporation / 400 North Rogers Road / Olathe, Kansas 66061

An Equal Opportunity Employer

Advanced Electronic Office Products

Qyx, a rapidly expanding new business arm of Exxon Enterprises Inc., is seeking qualified individuals to participate in the growth of a new business. We offer competitive salaries to ambitious professionals who are attracted by a practical technical challenge and are willing to work long hours in a fast moving informal atmosphere. Current openings in our rapidly growing company, located in the attractive Pennsylvania countryside, near Philadelphia, include these immediate needs.

ELECTRONIC HARDWARE ENGINEER

OPENINGS: (Dept. KM-E)

- Microprocessor Systems Architecture & Design
- Visual Display Technologies
- Solid State Memory
- Switching Power Supplies
- Floppy Disc Electronics
- Data Communications
- Optical Sensors
- Low Inertia Stepping Motors
- Motor Drive & Controls
- Keyboard Electronics

SOFTWARE ENGINEER

OPENINGS (Dept. HL-E)

- Editors
- Man Machine Interface
- Computer Aided Instruction
- Operating Systems including Hardware/Software Tradeoffs

ELECTRICAL PACKAGING ENGINEER

OPENINGS: (Dept. MD-E)

- Electronic Packaging
- Microprocessors
- RAM, ROM, PROM
- Cable
- Connectors
- Heat Sinking
- EMI Shielding

Working knowledge of U.L., CSA and other approval agencies in office business machine area required.

BS/MS in Electrical Engineering/Computer Science, or equivalent required. Directly related industrial experience is mandatory in most cases, but outstanding recent graduates will be considered.

Send resume, including salary history, to: Mr. G. Mathern, job title and department listed. MAILING ADDRESS: Qyx, Division of Exxon Enterprises Inc., P.O. Box 429, Exton, Pa. 19341. Minorities and females are encouraged to apply.

Qyx™

Intelligent Typewriter Systems
A Division of **EXXON** Enterprises Inc.

We are an equal opportunity employer, m/f

ENGINEERS

The Downingtown, Pa. facility of the Small Systems Group, located 30 miles West of Philadelphia offers outstanding career opportunities in the following areas:

IC EVALUATION & QUALIFICATION

Intermediate level engineer for evaluation characterization, specification, and qualification testing of MOS and Bipolar memory components. Experience with various memory technologies on the component level is desirable. Device design and/or process experience would be helpful.

INTERCONNECTIONS & IC PACKAGING

Circuit and Packaging Department seeks lead engineer for evaluation, specification, writing and qualification testing of electronic, interconnection components required for digital computer systems. Strong background in connector material, contact platings, contact design and test methods for evaluating connectors is required. Knowledge of multilayer printed circuit cards processing, control impedance, PC card design and mass termination techniques of multiconductor cables is desirable. Minimum 4 years of experience.

ADVANCED PACKAGING PROGRAM

Long range opportunity for a degreed individual with experience in packaging design of micro-electronic components. Emphasis is on the design, interconnection, bonding and sealing of integrated circuit components with experience in arrays, master slice, memories and their related heat transfer problems. Leadership experience desirable.

Your association with our organization will provide you with new challenges and responsibilities as well as a highly competitive salary plus benefits. All individuals with qualifications outlined are invited to submit their resumes, including salary history to:

M. DAVES
Small Systems Group
P.O. Box 235
Downingtown, Pa. 19335

Burroughs

Equal opportunity employer
male/female

OVERSEAS JOB GUIDE

Job Hunting Guide + Directory of 650 Firms. Details on job sources, resumes, taxes. US \$6.50—(US & Canada). To foreign address—\$7.50. Friar Books—EL, 8956 E. Ardendale, San Gabriel, CA 91775.

BUSINESS OPPORTUNITY

Consulting Business: how to start, promote, operate. Reply: Box 831. Glendora, Ca. 91740.

Engineering Opportunities at GTE Lenkurt

**Join a Company moving quickly into tomorrow ...
on the San Francisco Peninsula**

GTE LENKURT is an industry leader in video, voice and data communications. For over thirty years, we have pioneered a host of developments in microwave, multiplex and data communications. Our reputation as a technological leader in our field is firmly established.

Communications is an exciting, fast-moving growing field. As we move into tomorrow, we are currently developing advanced new communications products for the telephone industry, industrial and business customers.

ENGINEERS are urgently needed for important programs in the following areas:

DEVELOPMENT

Electrical Engineers at all levels for projects in subscriber carrier, analog and digital microwave radio, and PCM carrier and switching. Experience in either linear or digital circuit, microprocessor control circuit design.

MICROWAVE SYSTEMS

Responsible for defining radio performance specifications and product arrangements including baseband, IF, RF and protection switching. Must have experience in 2-13 gigahertz analog and digital radio development.

POWER SUPPLY DESIGN

Experienced Engineer in power electronics and power processing is required. Basic knowledge of solid state components and power magnetics is desirable.

DIGITAL SYSTEMS

Responsible for defining equipment characteristics of multi-line subscriber pair gain systems in a digital telephone office.

DESIGN SUPPORT

Electrical Engineers at various levels to maintain, modify and assist the current production of electrical designs in various product lines.

ELECTRICAL

MICROCIRCUIT DEVELOPMENT

1. Development of Custom integrated Circuits, Analog and/or Digital Design and computer simulation desirable. Willing to train if solid experience in discrete circuit design. Will work with Bipolar and N MOS technologies.

2. Development of Automatic programs for high speed laser trim and test of hybrid circuits. Solid background in linear or digital circuit analysis and aptitude in minicomputer programming required.

DIGITAL DESIGN

PCM TRANSMISSION & TERMINALS

For design of PCM digital multiplexers and terminal equipment. 2-7 years experience. Background in high speed digital design utilizing TTL and ECL, Logic, some knowledge of microprocessors desirable, but not required.

FOR ENGINEERING POSITIONS, a BS or MSEE (or equivalent experience) is required.

EQUIPMENT DESIGNERS

Equipment Designers must have knowledge of electromechanical packaging and/or printed circuit board layout. No degree necessary.

ENGINEERING WRITER

Requires strong electronic background + working knowledge of data or pulse code modulation (PCM), transmission equipment. Minimum 2 years experience in writing commercial instruction manuals or engineering level documents.

- DEVELOPMENT
- MICROWAVE SYSTEMS
- POWER SUPPLY DESIGN
- DIGITAL SYSTEMS
- DESIGN SUPPORT
- ELECTRICAL
- DIGITAL DESIGN
- EQUIPMENT DESIGNERS
- ENGINEERING WRITER

NAME _____
ADDRESS _____
CITY _____ STATE _____ ZIP _____
TELEPHONE _____

- Resume Attached
- Please have
Personnel Rep call me

Please send your resume, including salary history, to Kazim Ali, Professional Employment, GTE Lenkurt, 1105 County Road, San Carlos, CA 94070, or phone (415) 595-3000, Ext. 580.

GTE Lenkurt is an employee-oriented Company offering excellent salaries and attractive benefits including paid vacations and Holidays, Medical, Life and Disability insurance; stock purchase, savings and investment program; tuition refund; pension plan; Employee Store and recreation club privileges.

IF YOU WOULD LIKE MORE INFORMATION ON ANY OF THE ABOVE POSITIONS, DETACH AND MAIL THIS COUPON:

GTE LENKURT

An equal opportunity employer

Make Your Move To Rockwell International CAREER OPPORTUNITIES IN DALLAS

Collins Telecommunications Systems Division of Rockwell International needs professional engineers to work on Airborne, Tactical and Ground and Transportable Systems. Excellent growth potential in immediate career openings at all levels.

COMMUNICATIONS ENGINEERS

Will be engaged in the design and integration of large scale Communications Systems. Must be capable of developing preliminary system concepts and architecture. Requires a BS or MS in Electrical or Mechanical Engineering with experience in any of the following areas: (1) HF receivers, exciters, power amplifiers and logic circuits; (2) RF Systems Engineering in the HF, VHF and/or UHF area; (3) Digital device and circuit design; (4) Microprocessor and minicomputer applications and knowledge of computer peripherals; (5) System design, hardware and software implementation; (6) Antenna design and analysis; and (7) Thermal analysis and system integration packaging.

SYSTEMS ANALYSIS

Responsibilities include programming and system development support for applied research projects on new microprocessor based instruments. Involves some hardware/software interface. Requires BS in EE, Mathematics or Computer Science with experience in any of the following areas: (1) Queuing/congestion analysis; (2) Probability/statistics; (3) Linear systems; and (4) Modeling and simulation.

PROGRAM MANAGERS DOMESTIC AND OVERSEAS

Responsible for providing engineering lead for major programs/proposals with Profit and Loss accountability. Positions involve preparation of proposals and customer presentations, negotiation, fiscal planning and scheduling. Requires BS, MS or PhD in EE and at least five years industrial experience, preferably in the areas of: (1) System design; (2) Hardware and software implementation; and/or (3) Project Management.

NUMEROUS OTHER OPENINGS EXIST FOR DEGREED EE's, ME's AND IE's.

Please submit resume including salary history and requirements in confidence to:

Alan Leverett, Manager
Professional Staffing—3434
Electronic Systems Group
Rockwell International
P.O. Box 10462
Dallas, TX 75207



**Rockwell
International**

Equal Opportunity Employer M/F

Electro Optics Engineer

Your background with state-of-the-art display technology, including but not limited to plasma displays, LCD, LED, and fiber optics is desired. Working with our instrument designers you will assist integrating electro optic devices into new products as well as defining methods to evaluate and characterize both active and passive devices.

Previous or related experience in the design of optic electronic display materials or devices or a BS in Electronics or Physical Sciences specializing in solid state electronics or materials is desirable.

Tektronix, Inc., develops, manufactures and markets electronic measurement instruments, computer peripherals and related electronic instrumentation. Located near Portland, Oregon, we are within a two hour drive of the Cascade Mountains and Ocean Beaches. The close-by natural playgrounds provide a variety of recreational and cultural interests.

CALL Roy Epperson between 9 a.m. and 4 p.m. Pacific time at (800) 547-1164 or send complete resume and salary history to Roy Epperson, TEKTRONIX, INC., P.O. Box 500, C64, Beaverton, Oregon 97077.

An Equal Opportunity Employer M/F/H.

Tektronix®
COMMITTED TO EXCELLENCE

■ Abbott Transistor Labs	13	■ Gould, Inc./Instrument Systems Div./T & M	173
Advanced Micro Devices	10, 11	‡ Gould Electronics Components Div	205
Aham Tor Heat Sink	204	Grinnell Systems	179
■ Allen-Bradley	34	‡ Guardian Electric Mfg. Co.	146-147
American Microsystems Inc.	96	■ Hewlett-Packard	17-26
American Used Computer	162	• HI-G D'Italia	20E
AMF Potter & Brumfield	88, 89	Hitachi Chemical Company, Ltd.	165
■ Amp., Inc.	157	Information Handling Services	94-95
Analog Devices	142-143	Intel Memory Systems	168-169
Ansley (Thomas & Betts)	199	Intel-Microcomputer Components	28, 29
• AVO Ltd.	150-151	International Crystal Mfg. Co.	16
AVX Corporation	148	Interall	54-55
•■ Beckman Instruments	161	ITAC	172
Belden Corporation	183	■ ITT Components Group	7E
Blomation	6	‡ ITT Semiconductor	150-151
■ Bourns, Inc.	2nd c	■ Kepco, Inc.	5
• Burr Brown Research Corp.	10E	Keystone Electronics	196
California Computer Products	109	‡ Kollmorgen Corp., Photocircuits Division	152-153
■ California Instruments	172	■ Lear Siegler	200
■ Cambridge Thermionic Corp.	155	LH Research Inc.	112
■ Centralab/USCC	197	Litronix	193
Centronics	83	Magtrol	170
■ Cherry Electrical Products	1	Mallory Capacitor Co.	141, 178
■ Clairrex Electronics	4th c	• Marathon Battery	15
Computer Products Inc	204	• Matsuhita Electric Trading Company	153
■ Continental Connector Corporation	186	MDB Systems	160
■ D.A.T.A. Books	206	Mercury Communications Inc	170
Data General Corp.	37, 171	■ MFE Corp	181
■ Data Translation (Datation)	47	Micro Power Systems	87
■ Delevan Div., American Precision Ind.	30	Mitel Semiconductor Inc	52
Deutsche Messe AG	209	Mostek Corp	32-33, 177
■ Diallight	184	Motorola Communications & Electronics	7
Digital Equipment Corporation Communication Service	67-71	‡ Murata Corporation of America	163
‡■ Digital Equipment Components	62	■ National Semiconductor Corp	38-39
Douglas Electronics	156	New England Instrument Company	188
‡ Eastman Kodak Co., Graphic Markets Division	15	Nippon Electric Co., Ltd.	56-57
Eldorado Instruments	176	■ Non-Linear Systems, Inc.	189
■ Electro Scientific Industries	194	Norden Division, United Technologies Corp.	3rd c
EMM—Electronic Memories & Magnetics	58	■ O.K. Machine & Tool Company	138
Electronic Navigation Industries	154	• Oculloquartz	19E
Electronics & Control Engineers Book Club	130-133	Ovenaire (Division of Walter Kidde & Co.)	156
EMR Telemetry	196	Paledin Corporation	190
Essex Group Sub of United Tech	180	Paratronics Inc.	222
Faultfinders, Inc.	203	Pertec Computer Corp.	158-159
• FEME	16E	• Philippe ELA	17E
Figaro Engineering Inc	8	• Philippe Elcoma	2E
Florida Department of Commerce	190	• Philippe Elcoma	15E
■ John Fluke Mfg Co Inc	92-93	‡ Philippe TMI	165
Fujitsu America Inc.	9	• Philippe TMI	5E
Fujitsu Limited	128	■ Piezo Technology	201
‡ Galileo Electro Optics Corporation	148	Powercube Corporation (Div. of Unitrode)	81
■ General Instrument Microelectronics	2	■ Precision Monolithics	114-115
General Magnetics	224	■ Princeton Applied Research Corp.	79
■ Genrad	175	‡ Profit By Air Inc.	164
Gould Incorporated / Advance	166	Pro-Log	77
		Racal Dana Labs	185

Racal Thermionic Ltd.	163
Ramtek	31
RCA Solid State	64, 85
Reliability Inc	40
• Riken Denki Co., Ltd.	18E
Rockwell Microelectronic Device Division	90-91, 144-145
Rogers Corporation	136
• Rohde & Schwarz	1E, 13E
Rotron, Inc. (Commercial Prod. Div.)	208
Sangamo Data Recorder Division Schlumberger	49
• SDSA	11E
Second Source Industries	180
• S. E. Laboratories	146-147
Semiconductor Circuits	167
• Sfernice	18E
• Shell International Chemical	8E, 9E
• Siemens AG Munich	62
Signetix Corporation	45
Singer Kearfott	202
Slaughter Company	186
Sprague Electric	61
S R D Corporation	8
Storage Technology Corp	191
Synertek	53
■ Tektronix	211
Tektronix—MDA	72-73
■ Teledyne Relays	27
Teledyne Semiconductor	195
Teradyne, Inc.	74
‡ Texas Instruments Components	161
Textool Products Inc	14
Thermotron Corp.	162
T-K Enterprises	189
• Tokyo Sokuhan Co. Ltd.	82
United Systems Corp Sub Monsanto	207
■ Vactec Inc	187
Vector Electronics	176
Victoreen Inc	192
Viking Industries	51
‡ Wall Industries Sub of Continental Resources	82
• Wandel un Gottermann	11E
■ Wavetek Indiana	98
Wilhelm Westermann	8

Classified and employment advertising

F. J. Eberle, Manager 212-997-2557

Antekna	213
Atomic Personnel	213
Burroughs	216
CGG	213
Cablecom-General, Inc.	213
Eaton Corporation	215
GTE Lenkurt	217
High Voltage Engineering Corp.	215
Hughes Aerospace	219
King Radio Corp.	215
Low David	213
Rockwell Hanford	214
Rockwell International	218
Schlumberger Well Service	214
Tektronix	218
The Weecott Agency	212
Woodward Governor Co.	212
Qyx	216

For more information of complete product line see advertisement in the latest Electronics Buyers Guide
 • Advertisers in Electronics International
 ‡ Advertisers in Electronics domestic edition

That new product... where is it now that you need it?

New Product Trends in Electronics
by the editors of *Electronics Magazine*
333 pages, \$14.95



How often do you have to go back through magazines and journals, searching for the specific development that's needed on one of your design projects? You *noticed* it then, but you *need* it now. State-of-the-art products, *arranged by application*, are easy to find in this newest addition to the *Electronics Books Series*.

Compiled from recent issues of *Electronics Magazine*, this reliable reference presents up-to-date, usable information on important materials and equipment. It's more convenient than going back through periodicals . . . more current than textbooks.

From the simple to the complex

Covered here is a wide range of products from simple resistors to sophisticated automatic testing machinery. More than 500 manufacturers are represented from throughout the world—all cross-referenced in an easy-to-use company index.

Functional . . . dependable

The emphasis is on listing products according to function, making this a true problem-solving guide. And all product information was researched by the editors of *Electronics* through direct contact with the people responsible for the product's development.

Find out all about the latest

- amplifiers
- industrial equipment
- semiconductors
- power supplies
- displays
- memory products
- communications equipment
- computers
- components
- instruments
- packaging and production equipment
- data converters

Among the hundreds of manufacturers included . . .

- | | |
|---------------------------|-------------------------|
| Allen-Bradley | Intel |
| American Microsystems Inc | International Rectifier |
| Analog Devices | Motorola |
| Analogic | National Semiconductor |
| Bourns | Philips |
| Burr-Brown | Systron Donner |
| Dana Laboratories | Tektronix |
| Datel Systems | Teledyne |
| John Fluke | Texas Instruments |
| Hewlett-Packard | TRW |

Order today, and don't forget the other valuable books in the *Electronics Books Series* listed in the coupon below.

Electronics Book Series
P.O. Box 669, Hightstown, NJ 08520

1. Microprocessors

Send me _____ copies at \$8.95 per copy.

2. Applying Microprocessors

Send me _____ copies at \$9.95 per copy.

3. Large Scale Integration

Send me _____ copies at \$9.95 per copy.

4. Basics of Data Communications

Send me _____ copies at \$12.95 per copy.

5. Circuits for Electronics Engineers

Send me _____ copies at \$15.95 per copy.

6. Design Techniques for Electronics Engineers

Send me _____ copies at \$15.95 per copy.

7. Memory Design: Microcomputers to Mainframes

Send me _____ copies at \$12.95 per copy.

8. New Product Trends in Electronics

Send me _____ copies at \$14.95 per copy.

Discounts of 10% on orders of 10 or more copies of each book.



If after my 10-day free-trial examination I am not fully satisfied I understand that my payment will be refunded.

- Payment enclosed Bill firm Bill me
 Charge to my credit card:
 American Express Diners Club
 BankAmericard/Visa Master Charge*

Acct No. _____ Date Exp. _____

*On Master Charge only, first numbers above name _____

Name _____ Title _____

Company _____

Street _____


City _____ State _____ Zip _____

Signature _____

1977 Answer Book. It makes your job easier. \$25.

"What companies make the products I need? How do I contact them locally? How do I get their current catalogs fast?"

Ask The Answer Book. Over 4000 products, more than 5000 manufacturers with their local contacts and distributors, directory of trade names and catalogs, post-paid inquiry "bingo" cards for 5-second ordering of current catalogs.



Electronics Buyers' Guide

1221 Avenue of the Americas, N.Y., N.Y. 10020

Yes, send me a copy of The Answer Book.

I've enclosed \$25 (USA and Canada only, elsewhere send \$35). Full money back guarantee if returned within 10 days.

Name _____

Company _____

Street _____

City _____

State _____

Zip _____



Advertising Sales Staff

Advertising sales manager: Paul W. Reiss
1221 Avenue of the Americas, New York, N.Y. 10020
[212] 997-4371

Atlanta, Ga. 30309: Michael Charlton
100 Colony Square, 1175 Peachtree St., N.E.
[404] 892-2868

Boston, Mass. 02116: Frank Mitchell
607 Boylston St.
[617] 262-1160

Chicago, Ill. 60611
645 North Michigan Avenue
Jack Anderson [312] 751-3739
Robert M. Denmead [312] 751-3738

Cleveland, Ohio 44113: William J. Boyle
[716] 586-5040

Dallas, Texas 75201: John J. Uphues
2001 Bryant Tower, Suite 1070
[214] 742-1747

Denver, Colo. 80203: Harry B. Doyle, Jr.
123 Speer Blvd. #400
[303] 837-1010

Detroit, Michigan 48202: Jack Anderson
1400 Fisher Bldg.
[313] 873-7410

Fort Lauderdale, Fla. 33306: Michael Charlton
3000 N.E. 30th Place
[305] 563-9111

Houston, Texas 77002: John J. Uphues
601 Jefferson Street, Dresser Tower
[713] 659-8381

Los Angeles, Calif. 90010: Robert J. Rielly
Robert E. Boedicker, 3200 Wilshire Blvd., South Tower
[213] 487-1160

Minneapolis, Minn. 55435: Robert M. Denmead
4015 W. 65th St.
[312] 751-3738

New York, N.Y. 10020
1221 Avenue of the Americas
Michael J. Stoller [212] 997-3616
Matthew T. Reseska [212] 997-3617

Philadelphia, Pa. 19102: Matthew T. Reseska
Three Parkway
[212] 997-3617

Pittsburgh, Pa. 15222: Matthew T. Reseska
4 Gateway Center
[212] 997-3617

Rochester, N.Y. 14534: William J. Boyle
1175 Pittsford-Victor Rd., Pittsford, N.Y.
[716] 248-5620

San Francisco, Calif. 94111: Don Farris
Dean Genge, 425 Battery Street,
[415] 362-4600

Paris: Patrick Mouillard
17 Rue-Georges Bizet, 75116 Paris, France
Tel: 720-73-01

United Kingdom & Scandinavia: Robert Ghey
34 Dover Street, London W1
Tel: 01-493-1451

Scandinavia: Andrew Karnig and Assoc.
Kungsholmsgatan 10
112 27 Stockholm, Sweden
Tel: 08 51 68 70 Telex: 179 51

Milan: Luigi Rancati
1 via Baracchini, Italy
Phone 86-90-656

Brussels:
23 Chaussee de Wavre
Brussels 1040, Belgium
Tel: 13-73-95

Frankfurt/Main: Fritz Krusebecker
Liebigstrasse 27c, Germany
Phone 72 01 81

Tokyo: Tatsumi Katagiri, McGraw-Hill
Publications Overseas Corporation,
Kasumigaseki Building 2-5, 3-chome,
Kasumigaseki, Chiyoda-Ku, Tokyo, Japan
[581] 9811

Business Department

Thomas M. Egan
Production Manager [212] 997-3140

Carol Gallagher
Production Manager International
[212] 997-2045

Betty Preis
Production Manager Domestic
[212] 997-2908

Roberta Cummings
Production Assistant [212] 997-2044

Frances Vallone
Reader Service Manager
[212] 997-6057

Electronics Buyers' Guide

H.T. Howland, General Manager
[212] 997-6642

Regina Hara, Directory Manager
[212] 997-2544

Roberta Cummings, Production Manager
[212] 997-2044

Frances Vallone, Reader Service Manager
[212] 997-6057

Classified and Employment Advertising

Frank Eberle, Manager
[212] 997-2557

LOW COST LOGIC STATE ANALYZER

98 888 888
87 998 999
86 999 888
85 888 888
84 999 888
83 888 888
82 999 888
81 888 888
80 999 888
79 888 888
78 999 888
77 888 888
76 999 888



KIT-\$229.00

ASSEMBLED-\$295.00

The Model 100A has the major features of more costly logic state analyzers. Operates with virtually any scope and logic family; captures and displays sixteen 8-bit words before or after a pre-defined trigger word; formats data in HEX or OCTAL groupings; offers single or repeating truth tables; provides trigger output for waveform analysis.

For more advanced applications, add the mating Model 10 Trigger Expander to the Model 100A. This integrated package offers 24 bits, qualifiers, program paging and loop analysis capabilities. Model 10 prices: KIT-\$229.00; ASSEMBLED-\$295.00; Model 100A/10 mounting baseplate-\$9.95.

Each unit includes a 100-page User's Manual.



PARATRONICS, INC.

(408) 263-2252

800 CHARCOT AVENUE • SAN JOSE, CALIFORNIA • 95131

FEATURE ARTICLES FROM *ELECTRONICS* AVAILABLE IN REPRINT FORM

No. of
copies
wanted

New reprints

- ___ R-801 World market report 1978 24 pp \$4.00
- ___ R-734 Microcomputer families expand 20 pp. \$4.00
- ___ R-730 Special Report—Automotive electronics gets the green light 10 pp \$3.00
- ___ R-728 Flexible circuits bend to designers' will 10 pp \$3.00
- ___ R-724 Special Report—Technologies squeeze more performance from LSI 22 pp. \$3.00
- ___ R-722 Demands of LSI are turning chip makers towards automation 12 pp \$3.00
- ___ R-720 How EEs Feel About Engineering—3-part series 26 pp \$5.00
- ___ R-718 Display makers strive to refine their technologies 8 pp \$3.00
- ___ R-716 Special report—Japanese wave in semiconductor technology 24 pp \$3.00
- ___ R-714 Special report—active filter technology 6 pp \$3.00
- ___ R-713 Electron-beam lithography
- ___ R-712 Special report—large-scale integration 16 pp \$3.00
- ___ R-710 Personal computers mean business 8 pp \$2.00
- ___ R-708 So you want to be a consultant 6 pp \$2.00
- ___ R-706 Low-cost dual delayed sweep method 6 pp \$2.00
- ___ R-705 Powering up with linear ICs 12 pp \$3.00

Charts

- ___ R-516 Electronic symbols \$2.00
- ___ R-213 Electromagnetic spectrum (updated 1976) \$3.00
- ___ R-326 Optical spectrum (6-page report and chart) \$3.00

Books

- ___ R-803 New product trends in electronics—Electronics Book Series 333 pp \$14.95
- ___ R-732 Memory Design—Microcomputers to Mainframes—Electronics Book Series 180 pp \$12.95
- ___ R-726 Design Techniques for Electronics Engineers—Electronics Book Series 370 pp \$15.95
- ___ R-711 Circuits for electronics engineers: 306 circuits in 51 functional groups—Electronics Book Series 396 pp \$15.95
- ___ R-704 Thermal design in electronics \$5.00
- ___ R-701 Applying microprocessors—Electronics Book Series 191 pp \$9.95
- ___ R-608 Basics of Data Communications—Electronics Book Series \$12.50
- ___ R-602 Large Scale Integration—Electronics Book Series 208 pp \$9.95
- ___ R-520 Microprocessors—Electronics Book Series 154 pp \$8.95
- ___ R-011 Computer-aided Design 135 pp \$4.00
- ___ R-032 Active Filters 88 pp \$4.00
- ___ R-610 Special report on hybrid-circuit technology 19 pp \$3.00
- ___ R-606 Special issue—microprocessors \$4.00
- ___ R-526 How reliable are today's components 16 pp \$3.00
- ___ R-600 World market report 1976 24 pp \$4.00
- ___ R-524 Special report on bipolar large-scale integration 12 pp \$3.00
- ___ R-522 Special report on power semiconductors 12 pp \$3.00
- ___ R-518 Special issue—productivity \$4.00
- ___ R-514 Eight ways to better radio receiver design 6 pp \$3.00
- ___ R-512 Design of circuits for dangerous environments 4 pp \$2.00
- ___ R-510 Bipolar advances with I²L microprocessor 8 pp \$2.00
- ___ R-508 Designing microprocessors with standard logic 12 pp \$3.00
- ___ R-506 The case for component burn-in 7 pp \$2.00
- ___ R-434 Designing systems with the standard interface 12 pp \$3.00
- ___ R-432 An update on communications satellites 8 pp \$2.00
- ___ R-430 Choosing the right bipolar transistor model for computer-aided design 20 pp \$3.00
- ___ R-428 Designing with low-cost lasers 6 pp \$2.00
- ___ R-424 Microprocessor applications 28 pp \$3.00
- ___ R-422 A microprogrammable minicomputer 8 pp \$2.00
- ___ R-420 Computerized text-editing and typesetting 8 pp \$2.00
- ___ R-418 Computer analyses of rf circuits 8 pp \$2.00
- ___ R-414 The ion-implanted n-channel process 6 pp \$2.00

Other reprints

- ___ R-703 Special report—memories 16 pp \$3.00
- ___ R-702 World market report 1977 24 pp \$4.00
- ___ R-616 Special issue—technology update \$4.00
- ___ R-614 Power supply choices for sophisticated designs 8 pp \$3.00
- ___ R-612 Fiber-optic communications special report 24 pp \$3.00

Payment must accompany your order

Make check or money order payable to Electronics Reprints. All orders are shipped prepaid by parcel post. Allow two to three weeks for delivery. For additional information call (609) 448-1700 ext. 5494.

Back issues now available:
1960 to 1969, \$5.00 each
1970 to 1973, \$3.00 each
1974 to 1976, \$4.00 each

USE THIS PAGE AS YOUR ORDER FORM

Cost of orders \$ _____
Plus 10% handling charge \$ _____
TOTAL AMOUNT ENCLOSED \$ _____

Mail your order to:
Janice Austin
ELECTRONICS REPRINTS
P.O. Box 669
Hightstown, N.J. 08520

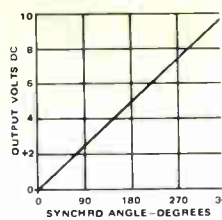
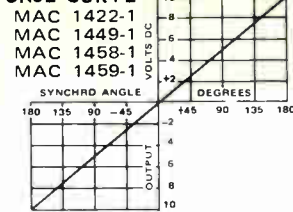
SEND REPRINTS TO

Name _____
Company _____ Dept. _____
Street _____
City _____ State _____ Zip _____

SOLID STATE 3 WIRE SYNCHRO TO LINEAR D.C. CONVERTER



RESPONSE CURVE



RESPONSE CURVE

MAC 1460-1
MAC 1461-1

FEATURES:

- Develops a DC output voltage linearly proportional to a synchro angle over a $\pm 180^\circ$ range.
- Completely solid state with all of the inherent advantages over a mechanical system such as:
 - High reliability (since there are no moving parts)
 - Light weight—6 ozs.
 - Small size
 - All units hermetically sealed

- Wide temperature range operation
- Output short circuit protected
- Three wire inputs isolated from ground
- Package size may be altered at no extra cost
- Units can be altered to accept different line to line voltages or different operating frequencies at no extra cost
- Not affected by reference voltage or power supply variations.

UNIT	MAC 1422-1	MAC 1449-1	MAC 1458-1	MAC 1459-1	MAC 1460-1	MAC 1461-1
TRANSFER EQUATION	$\pm 1V/18^\circ$	$\pm 1V/18^\circ$	$\pm 1V/18^\circ$	$\pm 1V/18^\circ$	$+1V/36^\circ$	$+1V/36^\circ$
ACCURACY (+25°C)	1/2%	1/2%	1/2%	1/2%	1/2%	1/2%
ACCURACY (-25°C +85°C)	1%	1%	1%	1%	1%	1%
L - L SYNCHRO INPUT (VRMS)	11.8	90	11.8	90	11.8	90
FREQUENCY (Hz)	400	400	60	60	400	400
FULL SCALE OUTPUT	$\pm 10V$	$\pm 10V$	$\pm 10V$	$\pm 10V$	$+10V$	$+10V$
OUTPUT IMPEDANCE	$<1\Omega$	$<1\Omega$	$<1\Omega$	$<1\Omega$	$<1\Omega$	$<1\Omega$
L - L INPUT IMPEDANCE	$>10K$	$>30K$	$>2K$	$>10K$	$>10K$	$>30K$
REFERENCE VOLTAGE (VRMS)	26	115	26	115	26	115
OPERATING TEMP. °C	-25 - +85	-25 - +85	-25 - +85	-25 - +85	-25 - +85	-25 - +85
D.C. SUPPLY	$\pm 15V$	$\pm 15V$	$\pm 15V$	$\pm 15V$	$\pm 15V$	$\pm 15V$
D.C. SUPPLY CURRENT	$\pm 75MA$	$\pm 75MA$	$\pm 75MA$	$\pm 75MA$	$\pm 75MA$	$\pm 75MA$
BANDWIDTH	10Hz	10Hz	OPT.	OPT.	10Hz	10Hz
WEIGHT	6 oz.	6 oz.	6 oz.	8 oz.	6 oz.	6 oz.
SIZE	3.6x2.5x0.6	3.6x2.5x0.6	3.6x3.0x0.6	3.6x3.0x1.0	3.6x2.5x0.6	3.6x2.5x0.6

A.C. LINE REGULATION

A new method has been developed which allows us to provide a low distortion highly regulated AC waveform without using tuned circuits or solid state active filters of any kind.

The result is a frequency independent AC output regulated to 0.1% for line and load with greater than 20% line variations over a wide temperature range.

FEATURES:

- 0.1% total line and load regulation
- Independent of $\pm 20\%$ frequency fluctuation
- 1 watt output
- Extremely small size
- Isolation between input and output can be provided

Specifications: Model MLR 1476-1

AC Line Voltage: $26V \pm 20\%$ @
400Hz $\pm 20\%$

Output: $26V \pm 1\%$ for set point

Load: 0 to 40ma

Total Regulation: +0.1%

Distortion: 0.5% maximum rms

Temperature Range: $-55^\circ C$ to
 $+125^\circ C$

Size: 2.0" x 1.8" x 0.5"

Other units are available at different power and voltage levels as well as wider temperature ranges. Information will be furnished upon request.

High Precision Analog Multipliers

PRODUCT ACCURACY (MCM 1519-1) $\pm 1\%$ OF ALL THEORETICAL OUTPUT VALUES OVER FULL MILITARY TEMPERATURE RANGE OF $-55^\circ C$ TO $+125^\circ C$. ZERO POINT ERROR FOR ANY INPUT COMBINATION IS $\pm 2MVRMS$



Features:

- No external trims required
- Distortion free AC output over entire dynamic range
- Linearity, product accuracy and zero point virtually unaffected by temperature
- All units are hermetically sealed and are not affected by external fields
- High analog product accuracy and wave quality allows dual multiplier assemblies to be matched with 1% of point over the specified temperature range
- Full four quadrant operation
- Package size, power supply requirements and other specs. may be altered to your exact requirements at no extra cost.

Specifications:

- Transfer equation: $E_o = XY/10$
- X & Y input signal ranges: 0 to $\pm 10V$ PK
- Maximum zero point error (X=0; Y=0 or X= ± 10 ; Y=0 or X=0; Y= ± 10): 2MVRMS
- Input impedance: Both inputs 20K min.
- Full scale output: $\pm 10V$ peak
- Minimum load resistance for full scale output: 2K Ω
- Output impedance: 1 Ω
- Short circuit duration: 5 sec.
- Frequency response characteristics (both inputs) 1% amplitude error: DC to 1200 Hz (min.) 0.5 DB Amplitude error: DC to 3500 Hz min. 3 DB point: Approx. 10K hz Roll off rate: 18 DB/octave
- Noise Level: 5MV PK-PK @ 100K Hz approx.
- Operating temp. range: See chart
- Storage temperature range: $-55^\circ C$ to $+125^\circ C$
- DC Power: $\pm 15V \pm 1\%$ @ 30MA
- Dimensions: 2" x 1.5" x 0.6"

Type No.	Product Accuracy	Operating Temperature Range
MCM 1519-1	±0.5%	-55 C +125 C
MCM 1519-2	±0.5%	-25 C +85 C
MCM 1519-3	±0.5%	0 C +70 C
MCM 1520-1	±1.0%	-55 C +125 C
MCM 1520-2	±1.0%	-25 C +85 C
MCM 1520-3	±1.0%	0 C +70 C

There is No Substitute for Reliability



GENERAL MAGNETICS • INC

211 Grove St. Bloomfield, New Jersey 07003 - Tel. (201) 743-2700

Circle 224 on reader service card

SUBSCRIPTION RATES

- JAPAN** (includes Air Freight Service) \$65 US
AUSTRALIA (includes Air Freight Service) \$90 US
NEW ZEALAND (includes Air Freight Service) \$90 US
ALL OTHER COUNTRIES (Seamail) \$45 US

A personal copy subscription to Electronics provides you with a three-fold opportunity to:

- 1 Read and digest new technical data long before you would see it in a library or company-routed copy.
- 2 Clip and keep articles of particular interest to your field from each and every issue.
- 3 Establish a personal technical reference library at home for your leisurely review.

-----PLEASE DETACH BEFORE MAILING-----

Please start my one year personal-copy subscription to ELECTRONICS at once. You may bill me after service starts and advise on how to forward payment in the currency of my country or in dollars directly to New York.

FOR 55560

Electronics

NAME _____ TITLE _____

COMPANY _____

COMPANY ADDRESS _____

CITY _____ COUNTRY _____

Above rates apply only to those who answer all questions listed below.

Signature _____

2. 1 2
 PLANT DEPARTMENT

- A. Large computers
- B. Mini-computers
- C. Computer peripheral equipment
- D. Data Processing Systems (systems integration)
- E. Office and business machines
- F. Test and measuring equipment
- G. Communications systems and equipment
- H. Navigation and guidance or control systems
- I. Consumer entertainment electronic equipment
- J. Other consumer electronic equip. (appliances, autos, hand tools)

Indicate the primary product manufactured or service performed at your plant (Box 1) and in your department (Box 2). Be sure to indicate applicable letter in each of the two boxes even if they are the same letter.

- K. Industrial controls, systems and equipment
- L. Sub-assemblies
- M. Passive electronic components
- N. Active electronic components
- O. Materials and Hardware
- P. Aircraft, Missiles, space and ground support equipment
- Q. Oceanography and support equipment
- R. Medical electronics
- S. Industrial equipment containing electronic components or products
- T. Independent R&D laboratory and consultant
- U. Research and development organizations which are a part of an educational institution
- V. Government Agency and military
- W. Industrial companies using and/or incorporating electronic products in their mfg., research or development activities
- X. Utilities
- Y. Broadcasting, sound and motion pictures and recording studios
- Z. Commercial users of electronic equipment (railroads, pipelines, police, airlines)
- 9. College, University

3. Indicate your principal job function (place applicable number in box. If numbers 9, 10, or 11 are used, fill in name of college or university)

1. General and corporate management
2. Design and development engineering
3. Engineering services (evaluation, quality control, reliability, standards, test)
4. Basic research
5. Manufacturing and production
6. Engineering support (lab assistant, technician)
7. Purchasing and procurement
8. Marketing and sales
9. Professor at _____
10. Senior student at _____
11. Graduate student at _____
 Senior and graduate students are eligible for professional rate for one year subscription only.

4. Indicate your principal job responsibility (place applicable number in box)
 1. Management 2. Engineering

5. Your design function: (Insert each letter that applies)

- A. I do electronic design or development engineering work
- B. I supervise electronic design or development engineering work
- C. I set standards for, or evaluate electronic components, systems and materials

6. Estimated number of employees at this location. (check one)
 1 to 49 50 to 249 250 to 999 over 1,000

Electronics

PLEASE DETACH BEFORE MAILING

Please
Affix
Postage
Stamp
Here

Electronics

McGRAW-HILL, Inc.

P.O. BOX 514

HIGHTSTOWN, NEW JERSEY 08520

U.S.A.

Subscription Department

Electronics

Reader Service

If the cards below have already been used, you may obtain the needed information by writing directly to the manufacturer, or by sending your name and address, plus the Reader Service number and issue date, to Electronics Reader Service Department, P.O. Box No. 2530, Clinton, Iowa 52734 . U.S.A.

Place correct airmail
postage here ... for
faster service.

Electronics

P.O. Box No. 2530
Clinton, Iowa 52734
U.S.A.

Place correct airmail
postage here ... for
faster service.

Electronics

P.O. Box No. 2530
Clinton, Iowa 52734
U.S.A.