

# ELECTRONICS WORLD

APRIL, 1960

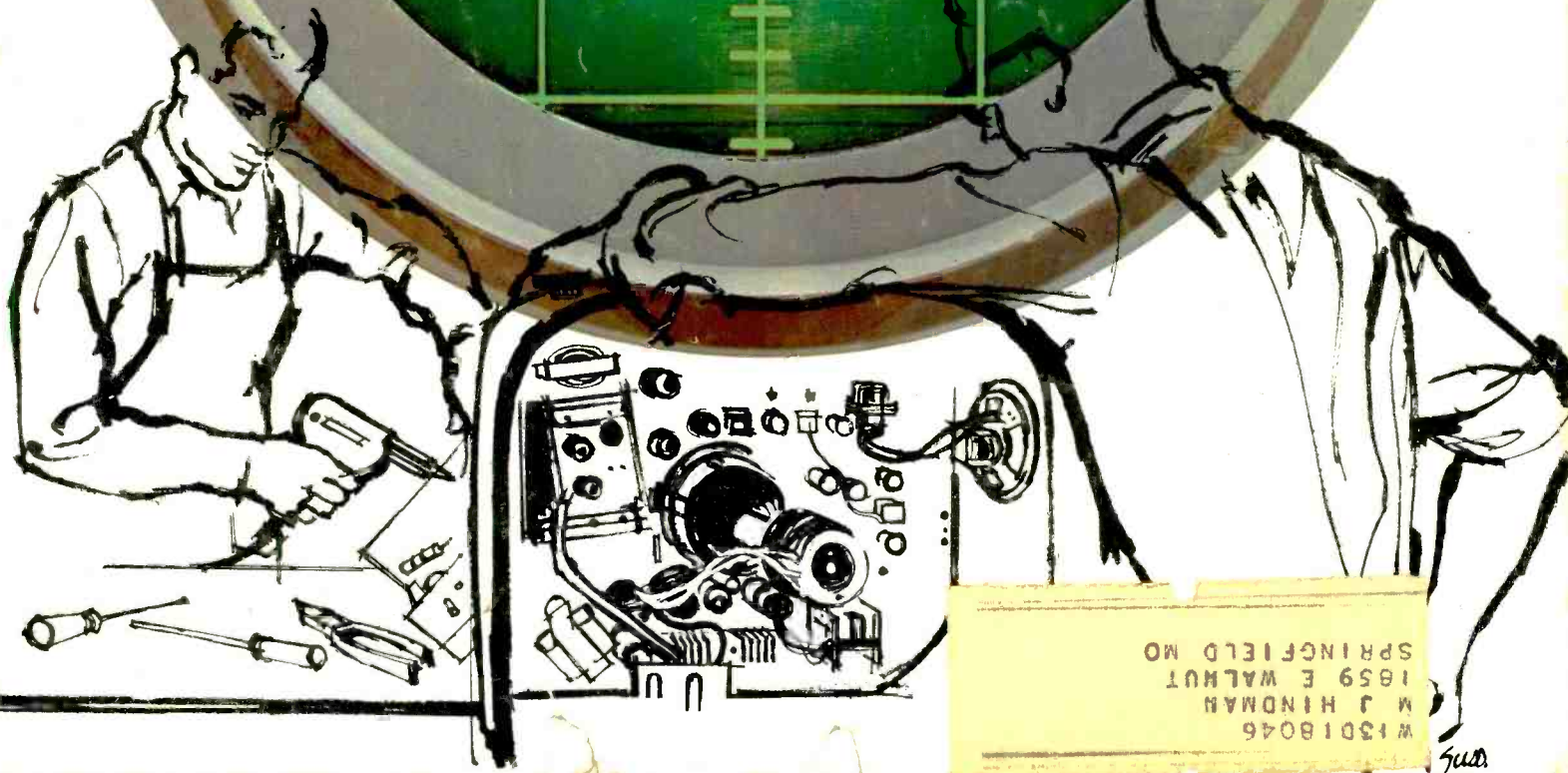
Formerly

50 CENTS

**RADIO  
& TV NEWS**

In This Issue:

**ELECTRONICS 20 YEARS AGO  
IS R. F. DANGEROUS?  
SERVICING IN AN INDUSTRIAL PLANT  
MULTIPLEXING MUSIC WITH ONE RECORDER**



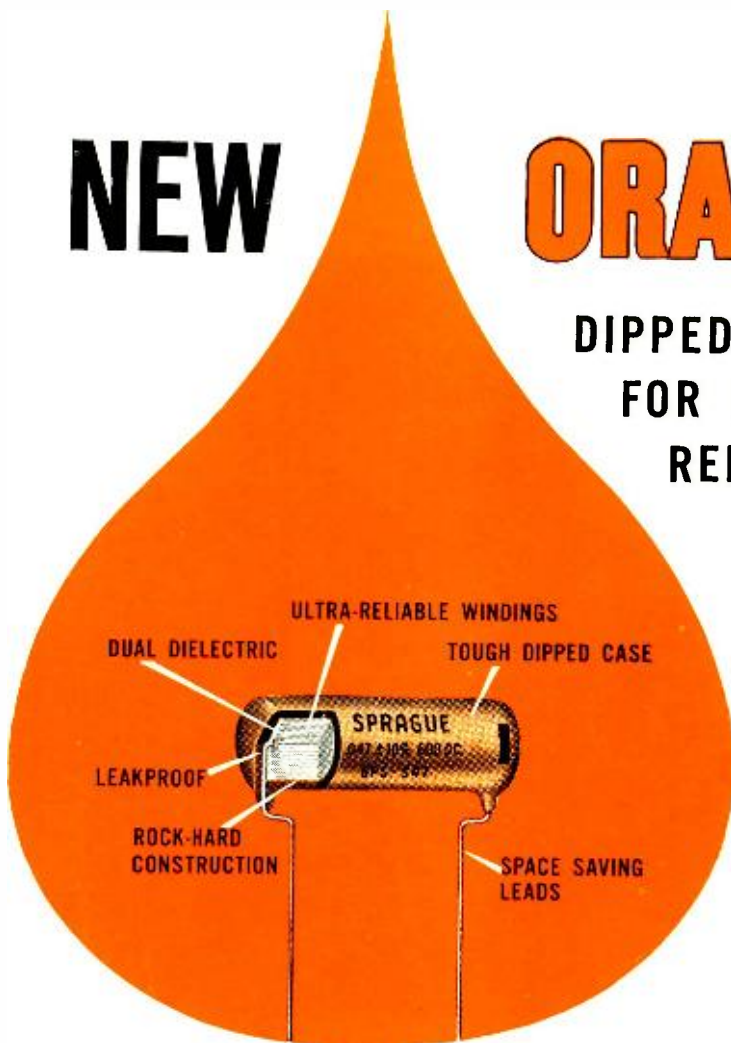
W13018046  
M J HINDMAN  
1859 E WALNUT  
SPRINGFIELD MO

5/22

# NEW

# ORANGE-DROP®

## DIPPED DIFILM® CAPACITORS FOR EXACT ORIGINAL REPLACEMENT



THIS NEW . . . MINIATURE . . . DIFILM  
CAPACITOR OUTPERFORMS ALL  
OTHER DIPPED TUBULAR CAPACITORS!

SPRAGUE DIFILM *does it again!* First to give you at regular prices the finest molded tubular capacitor made—the DIFILM BLACK BEAUTY . . . and now the newest DIFILM capacitor—the ORANGE-DROP dipped capacitor.

◆ SPRAGUE ORANGE-DROP CAPACITORS are especially made for easy installation in tight spots . . . where only an exact replacement will fit. They are the exact same dipped capacitors used by leading manufacturers in many TV sets.

### WHY ORANGE-DROPS BEAT HEAT AND HUMIDITY

Sprague Orange-Drop Mylar\* Paper Dipped Capacitors combine the proven long life of paper capacitors with the effective moisture resistance of film capacitors. Their duplex dielectric of kraft paper and polyester film is impregnated with HCX®, Sprague's exclusive hydrocarbon material which saturates the paper and fills voids and pinholes in the film before the HCX polymerizes. The result is a solid, rock-hard capacitor section which is then double-dipped in bright orange epoxy resin for moisture protection. Leads are neatly crimped for easy installation on printed wiring boards.

◆ SPRAGUE ORANGE-DROP CAPACITORS are a natural teammate for the molded Difilm Black Beauty®. Black Beauties, born out of engineering to tough missile standards, are still far and away the best replacement capacitors—better than any other molded or dipped . . . paper, film, or film-paper combination . . . capacitor made for entertainment electronics.

◆ Where a dipped capacitor is called for, no other dipped unit can match the ORANGE-DROP. Your distributor is stocked with all popular ratings in 200, 400, 600, and 1000 volts in handy Sprague Kleer-Paks. Order some today.

\*Du Pont Trademark

don't be vague—insist on

# SPRAGUE®



the mark of reliability

ANOTHER TESTED RELIABLE PRODUCT BY THE WORLD'S  
LARGES CAPACITOR MANUFACTURER

# Learn Radio-Television Electronics

## by Practicing at Home in Your Spare Time

**WITHOUT EXTRA CHARGE YOU GET** special NRI kits developed to give you actual practice with Radio-TV receiver or broadcasting circuits and equipment. All equipment is yours to keep.



RADIO-TV BROADCASTING (see above) offers important positions as Operators and Technicians. RADIO-TV SERVICING Technicians (see below) needed in every community. Their services are respected, their skill appreciated.



## Fast Growing Field Offers You Good Pay, Success, Bright Future



Bigger than ever and still growing fast. That's why Radio-TV has special appeal to ambitious men not satisfied with their job and earnings. More than 4,000 Radio and TV stations. More than 150 million home and auto Radios, 40 million TV sets. Color TV promises added opportunities. For the trained man, there are good jobs, bright futures in Radio-TV Servicing or Broadcasting. Training PLUS opportunity is the ideal combination for success. So plan now to get into Radio-TV. The technical man is looked up to. He does important work, gets good pay for it. Radio-Television offers that kind of work. NRI can supply training quickly, without expense of going away to school. Keep your job while training. You learn at home in your spare time. NRI is the OLDEST and LARGEST home study Radio-TV school. Its methods have proved successful for more than 40 years.

### Added Income Soon - \$10, \$15 a Week in Spare Time

Soon after enrolling, many NRI students start to earn \$10, \$15 a week in spare time fixing sets. Some pay for their training and enjoy extra luxuries this way. Some make enough to start their own Radio-TV shops. NRI training is *practical*—gets quick results. Easy to understand, well illustrated lessons teach you basic principles. And you LEARN-BY-DOING by practicing with kits of equipment which "bring to life" things you study.

### Find Out What NRI Offers

NRI has trained thousands for successful careers in Radio-TV. Study fast or slow—as you like. Diploma when you graduate. Mail coupon now. Paste it on a postcard or mail in envelope. ACTUAL LESSON FREE. Also 64 page catalog that shows opportunities, shows equipment you get. Cost of NRI courses low. Easy terms. **NATIONAL RADIO INSTITUTE, Dept. ODE Washington 16, D. C.**

### N.R.I. TRAINED THESE MEN FOR SUCCESS



"I was repairing Radios by 10th lesson. Now have good TV job." M. R. LINDEMUTH, Fort Wayne, Ind.



"Doing spare time repairs on Radio and TV. Soon servicing full time." CLYDE HIGGINS, Waltham, Mass.

"I had a successful Radio repair shop. Now I'm Engineer for WHPE." V. W. WORKMAN, High Point, N.C.



"There are a number of NRI graduates here. I can thank NRI for this job." JACK WAGONER, Lexington, N. C.



### VETERANS Approved Under G. I. Bills

### SEND FOR BOTH FREE

#### National Radio Institute

Dept. ODE Washington 16, D. C.

Mail me Sample Lesson and 64-Page Catalog FREE. (No salesman will call. Please write plainly.)

Name \_\_\_\_\_ Age \_\_\_\_\_

Address \_\_\_\_\_

City \_\_\_\_\_ Zone \_\_\_\_\_ State \_\_\_\_\_

ACCREDITED MEMBER, NATIONAL HOME STUDY COUNCIL.



**ELECTRONICS WORLD** is published monthly by Ziff-Davis Publishing Company, William B. Ziff, Chairman of the Board (1016-1953), at 424 S. Wabash Ave., Chicago 5, Ill. Second class postage at Chicago, Illinois. Authorized by Post Office Department, Ottawa, Canada, as second-class matter. **SUBSCRIPTION RATES:** one year U. S. and possessions, and Canada \$5.00; Pan American Union Countries \$5.50; all other foreign countries \$6.00.

# ELECTRONICS WORLD

APRIL, 1960

VOL. 63 ■ NO. 4

**Publisher**

**OLIVER READ, D. Sc., WIETI**

**Editor**

**WM. A. STOCKLIN, B. S.**

**Technical Editor**

**MILTON S. SNITZER, W2QYI**

**Service Editor**

**SIDNEY C. SILVER**

**Associate Editor**

**P. B. HOEFER**

**Industrial Consultant**

**WALTER H. BUCHSBAUM**

**Art Editor**

**MILTON BERWIN**

**Art and Drafting Dept.**

**J. A. GOLANEK  
A. J. LICHOTA, JR.  
K. W. PAUL, JR.**

**Advertising Director**

**JOHN A. RONAN, JR.**

**Advertising Manager**

**GEORGE E. MORRISSEY**

**Midwest Adv. Manager**

**GILBERT J. JORGENSEN**

**Western Adv. Manager**

**DON CENA**



**ZIFF-DAVIS PUBLISHING COMPANY**  
William Ziff, President; W. Bradford Briggs, Executive Vice-President; Michael Michaelson, Vice-President and Circulation Director; Hershel B. Sarbin, Vice-President; J. L. O'Donnell, Treasurer.

Editorial and Executive Offices  
One Park Avenue  
New York 16, N. Y. OR. 9-7200



Member  
Audit Bureau of  
Circulations

MEMBER  
INSTITUTE OF



**BRANCH OFFICES:** Midwestern Office, 434 S. Wabash Ave., Chicago 5, Ill.; Western Office, 9025 Wilshire Blvd., Beverly Hills, Calif., James R. Pierce, manager.

**FOREIGN ADVERTISING REPRESENTATIVES:** D. A. Goodall Ltd., London; Albert Milhado & Co., Antwerp and Dusseldorf.

*First in radio-television-audio-electronics*

## CONTENTS

### ELECTRONICS—GENERAL

Spot News.....	Washington Correspondent	20
Electronics in an Industrial Plant.....	E. N. Arnold	35
Molecular Electronics.....		39
Recent Developments in Electronics.....		50
Electronic Crosswords.....	John J. Gill	121
Calendar of Events.....		135

### HIGH FIDELITY AND AUDIO

Multiplexing Music with One Recorder.....	Robert H. Shaw	42
Simple Booster for FM Tuners.....	Francis A. Gicca	48
Room Acoustics for Stereo—Balancing the Room (Part 4)....	Abraham B. Cohen	60
Transistorized FM Multiplex Adapter.....	Carl A. Helber	66
Hi-Fi—Audio Product Review.....		74
EIA Standard for Packaged Audio Equipment.....		82
Certified Record Revue.....	Bert Whyte	94

### TELEVISION-RADIO

Which Way for Service? (Editorial).....	W. A. Stocklin	8
Electronics 20 Years Ago.....		40
R.F.—Is It Dangerous?.....	Sherman H. Hubelbank	45
Service in 1959.....		54
Mac's Service Shop.....	John T. Frye	56
1960 Tube Inventory for Service Shops.....	Murray Barlowe	63
Directory of Service Associations.....		70
Tax Depreciation Allowance for Service Shops.....	Joseph Arkin	72
Transistor Radio Circuits (Part 6).....		86
Service Industry News.....		110
British Radio & TV Market.....	Patrick Halliday	128

### TEST EQUIPMENT

Synchronized Electronic Switch.....	H. C. Walker	46
A Capacitor Tester & Healer.....	Melvin S. Lieberman	52
Simple Audio Distortion Meter.....	Richard Graham	57
A Calibrated Decade Amplifier.....	Tom Jaski	68
Automatic Range-Selecting Circuit for V.T.V.M. ....	Clifford Ratliff	116

### COMMUNICATIONS AND AMATEUR

Crystal-Controlled Converter for 2 and 6 Meters.....	Donald A. Smith, W3UZN	64
Citizens Radio DX Not Permitted.....		115

### DEPARTMENTS

Letters from Our Readers.....	12	Technical Books.....	104
Within the Industry.....	24	What's New in Radio.....	122
Manufacturers' Literature.....	132		

Net Paid Circulation 242,396

Radio & TV News • Radio News • Television News Trademarks Reg. U. S. Pat. Off.  
Copyright © 1960 by Ziff-Davis Publishing Company. All rights reserved.

**SUBSCRIPTION SERVICE:** Forms 3579 and all subscription correspondence should be addressed to Circulation Department, 434 South Wabash Avenue, Chicago 5, Illinois. Please allow at least four weeks for change of address. Include your old address as well as new—enclosing if possible an address label from a recent issue.

**CONTRIBUTIONS:** Contributors are advised to retain a copy of their manuscripts and illustrations. Contributions should be mailed to the New York Editorial Office and must be accompanied by return postage. Contributions will be handled with reasonable care, but this magazine assumes no responsibility for their safety. Any copy accepted is subject to whatever adaptations and revisions are necessary to meet the requirements of this publication. Payment covers all author's, contributor's, and contestant's rights, title, and interest in and to the material accepted and will be made at our current rates upon acceptance. All photos and drawings will be considered as part of the material purchased.



**The Man  
who works with  
His Hands..**

**MEN 17-55**



*Has a Real Advantage When Preparing for*  
**MONEY! EXCITEMENT! JOBS!**

in

# Electronics

**FROM RADAR—TV . . . TO GUIDED  
MISSILE CONTROL  
ETC.**



Machine Operator



Gas Station Attendant



Stack Clerk



Soda Clerk



Laborer



Farmer

**IS YOUR PRESENT JOB LIKE THESE?**

You may have just the skill needed to train for a real job in Electronics!

"One of North America's Foremost Electronics Training Centers"  
Accredited Member of National Home Study Council



**EMPLOYMENT SERVICE**  
Helps graduates get started toward a good job or their own service shop.

You run a punch press, drive a tractor, work at a gas station. Or, maybe you can make home repairs, wire an electric appliance, or tune your car. You work with your hands. So did Thomas Edison and many other famous men. Artists, engineers, surgeons—all "work with their hands"—and so do Electronics Technicians! So, by all means, be proud of your "hand skills!"

DeVry Tech readily prepares men who use their hands for good-paying careers in the fast-growing Electronics field by sending 16 shipments of quality parts for building their own valuable test equipment. They work over 300 projects with these parts while they learn important basic theory. They learn in spare time at home, or in our well-equipped training centers in Chicago or Toronto. Many earn money part time repairing TV and radio sets while still training! When they finish, we help them get started.

**NO ADVANCED EDUCATION NEEDED!**

**DeVry Covers What You'll Need to Know**

**2 FREE Booklets**

Send coupon TODAY!



If you can understand clearly-written instructions, work with equipment, run training movies in your home, you surely can train for a profitable future in Electronics. ACT NOW to find out. Send for two fact-filled booklets that have helped so many men get started toward the kind of careers they wanted.



**DEVRY TECHNICAL INSTITUTE**  
4141 Belmont Ave., Chicago 41, Ill., Dept. EW-4-Q

Please give me your two FREE booklets, "Pocket Guide to Real Earnings" and "Electronics in Space Travel." Also, include details on how to prepare for a career in one or more branches of Electronics.

Name \_\_\_\_\_ Age \_\_\_\_\_

Please Print

Street \_\_\_\_\_ Apt. \_\_\_\_\_

City \_\_\_\_\_ Zone \_\_\_\_\_ State \_\_\_\_\_

Check here if you face military service.


Canadian residents write DeVry Tech of Canada, Ltd.,  
626 Roselawn Ave., Toronto 12, Ont.

2072

**DeVRY TECHNICAL INSTITUTE**  
CHICAGO • TORONTO

# I like ..... high voltage

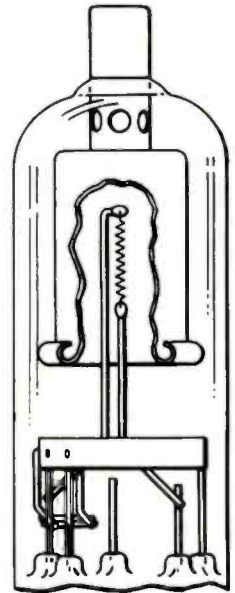
(STOP WORRYING  
ABOUT ARCS  
AND BURNOUTS)



"I'm clean as a whistle inside . . . no loose particles make me get grouchy and sputter. My filament coating stays put. My filament and anode keep a respectful and arcproof distance. You can depend upon me to take high voltage and like it."

Yes, the whole family of CBS high-voltage rectifiers offers you *total reliability* . . . proved in performance by leading TV and radio set manufacturers. Profit from the *total reliability* of CBS tubes. Use them yourself.

Ruggedness and dependability are built into every CBS high-voltage rectifier four ways: The Bantet stem gives solid four-point suspension. A simplified two-weld support cuts filament weld problems in half. A stretched filament coil (possible only with expensive cathoretic coating) is sagproof and flakeproof. Positioning of anode with respect to filament is permanent.



**TOTAL RELIABILITY**  
... proved in performance



**CBS ELECTRONICS**

Danvers, Massachusetts

A Division of Columbia Broadcasting System, Inc.

Receiving, industrial and picture tubes • transistors and diodes • audio components • and phonographs

ELECTRONICS WORLD

# Do you WISH you were EMPLOYED in ELECTRONICS?

## F.C.C. LICENSE—THE KEY TO BETTER JOBS

An F.C.C. *commercial* (not amateur) license is your ticket to higher pay and more interesting employment. This license is Federal Government evidence of your qualifications in electronics. Employers are eager to hire *licensed* technicians.

### WHICH LICENSE FOR WHICH JOB?

The **THIRD CLASS** radiotelephone license is of value primarily in that it qualifies you to take the second class examination. The scope of authority covered by a third class license is extremely limited.

The **SECOND CLASS** radiotelephone license qualifies you to install, maintain and operate most all radiotelephone equipment except commercial broadcast station equipment.

The **FIRST CLASS** radio telephone license qualifies you to install, maintain and operate every type of radiotelephone equipment (except amateur) including all radio and television stations in the United States, its territories and possessions. This is the highest class of radiotelephone license available.

### GRANTHAM TRAINING PREPARES YOU

The Grantham course covers the required subject matter completely. Even though it is planned primarily to lead directly to a first class FCC license, it does this by **TEACHING** you electronics. Some of the subjects covered in detail are: Basic Electricity for Beginners, Basic Mathematics, Ohm's and Kirchhoff's Laws, Alternating Current, Frequency and Wavelength, Inductance, Capacitance, Impedance, Resonance, Vacuum Tubes, Transistors, Basic Principles of Amplification, Classes of Amplifiers, Oscillators, Power Supplies, AM Transmitters and Receivers, FM Transmitters and Receivers, Antennas and Transmission Lines, Measuring Instruments, FCC Rules and Regulations, and extensive theory and mathematical calculations associated with all the above subjects explained simply and in detail.

### OUR GUARANTEE

If you should fail the F. C. C. exam after finishing our course, we guarantee to give additional training at **NO ADDITIONAL COST**. Read details in our free booklet.




# Get Your First Class Commercial F.C.C. LICENSE QUICKLY!

Learn by Correspondence or in Resident Classes

Grantham training is offered by correspondence or in resident classes. Either way, we train you quickly and thoroughly---teach you a great deal of electronics and prepare you to pass the F.C.C. examination for a first class license. Get details now. Mail coupon below.

This booklet **FREE!**

This free booklet gives details of our training and explains what an F.C.C. license can do for your future.



### HERE'S PROOF...

that Grantham students prepare for F.C.C. examinations in a minimum of time. Here is a list of a few of our recent graduates, the class of license they got, and how long it took them:

	License	Weeks
Mario Bidese, 342 Alexander Avenue, Greensburg, Pa. ....	1st	12
Richard M. Wilhoit, 2104 Santa Paula, Las Vegas, Nev. ....	1st	12
Larry R. Perrine, 7 Normandy Place, Champaign, Ill. ....	1st	15
Emerson F. Lawson, 111 Excelsior Ave., Union, S.C. ....	1st	12
Marion Woolsey, 3246 Warwick, Kansas City, Mo. ....	1st	12
Harold W. Johnson, 5070 Hermosa Ave., Los Angeles, Calif. ....	1st	15
Arthur W. Hardy, 66 Dresser Ave., Great Barrington, Mass. ....	1st	12
Ralph Frederick Beisner, 2126 Grand, Joplin, Mo. ....	1st	12
N. B. Mills, II, 110 So. Race St., Statesville, N.C. ....	1st	12
Dean A. Darling, 403 S. Chase Ave., Columbus 4, Ohio ....	1st	12
Paul D. Bernard, 408 First Ave., N.E., Watertown, S.D. ....	1st	18
Gerald L. Chopp, 518 Aubudon Road, Kohler, Wisc. ....	1st	12

## Grantham School of Electronics

# What Does F.C.C. Mean To You?

Get the answer in our free booklet.

GRANTHAM SCHOOL OF ELECTRONICS  
1505 N. WESTERN AVE.  
HOLLYWOOD 27, CALIFORNIA

MAIL COUPON NOW—NO SALESMAN WILL CALL →

Get your First Class Commercial F.C.C. License in 12 weeks



(Mail in envelope or paste on postal card)

TO: GRANTHAM SCHOOL OF ELECTRONICS  
1505 N. WESTERN AVE., HOLLYWOOD 27, CALIF.

Gentlemen:

Please send me your free booklet telling how I can get my commercial F.C.C. license quickly. I understand there is no obligation and no salesman will call.

Name \_\_\_\_\_ Age \_\_\_\_\_

Address \_\_\_\_\_

City \_\_\_\_\_ State \_\_\_\_\_

I am interested in:  Home Study,  Resident Classes 06-D

# 29

REASONS WHY  
**1** STEREO  
MUSIC  
TAPE RECORDER  
IS NOT JUST  
LIKE ANOTHER



"I count on UHER STEREO for outstanding performance every time," says LEONARD WARREN, universally acclaimed opera star

... as featured in HIGH FIDELITY, AUDIO, etc. ... made by the makers of internationally acclaimed UHER UNIVERSAL

● 4-TRACK STEREO RECORD STEREO PLAYBACK

*self contained*  
**3 DIMENSIONAL**



**\$399.50**

slightly higher in the West and South

**TAPE RECORDER**

**UHER** STEREO RECORD III

completely self-contained AMPLIFIERS and SPEAKERS in attractive CARRYING CASE With 2 Dynamic Microphones

WRITE Dept. W-4 for descriptive literature and name of nearest franchised dealer

**WARREN WEISS ASSOCIATES**  
Sole U. S. Agent, 1650 Broadway, New York 19, N. Y.

- 2 SELF CONTAINED HIGH FIDELITY SPEAKERS
- PUSH BUTTON CONTROLS
- FAST FORWARD & REWIND
- RECORDING LOCK
- 2 PLAYBACK & 2 TONE CONTROLS
- 2 RECORD VOLUME CONTROLS
- DUAL PLAYBACK & RECORDING LEVEL INDICATORS
- 1/4 TRACK STEREO & MONAURAL RECORD
- 1/4 & 1/2 TRACK STEREO/MONAURAL PLAYBACK
- 3 SPEEDS: 7 1/2; 3 3/4; 1 7/8 I.P.S.
- 30-20,000 CPS @ 7 1/2 ● WOW & FLUTTER .1%
- SIG TO NOISE R-55 DB
- DIGITAL TAPE FOOTAGE COUNTER
- SOUND ON SOUND
- MONITORING
- STEREO/MONAURAL INPUTS/OUTPUTS
- REMOTE CONTROL (opt)
- AKUSTOMAT (opt) for AUDIO OPERATION. SLIDE SYNCHRONIZATION
- AUTOMATIC TAPE STOPS
- HYSTERESIS SYNCHRONOUS MOTOR
- ONLY 29 LBS.

## ...for the Record

By **W. A. STOCKLIN**  
Editor



### WHICH WAY FOR SERVICE?

IS there any future for the independent service industry?

We remember one day in the late forties when we rode along with the owner of a recently launched service shop in his truck as he made his rounds. He stopped at the larger, established shop of an acquaintance in another part of town to pick up a particular TV model one of his customers wanted to buy. Our friend didn't happen to have that model in his meager stock.

Our friend, whose service work was in radio only until the year before, had recently completed a course in TV service. As a result, he took a gentle ribbing from the owner of the larger shop who knew better than to get tangled up with TV work. He was selling TV sets, and he would go on servicing radios as well as selling them, but that should keep him going, as it always had. TV was a novelty, but radio would continue to be bread and butter. Besides, the set makers would never let the independents get a decent toehold. He would farm out his TV service to any fool who would take it. Our friend, ignoring the classification, immediately made a deal with his colleague for taking over the latter's TV service contracts.

The latter dealer closed his doors within two years. Our friend's business has gone through many changes, but still does well. At one point, he gave up set sales entirely in favor of service, saying, "You can get a set from the discount boys today at less than my dealer cost." For a while, he took over service work on all types of electrical appliances for a local department store. He has also diversified with hi-fi sales, service and installation and other items.

Shop size and personnel has been another area for experimentation. He began with one helper, went up to a five-man staff at one time, and finally settled on two top-notch benchmen in addition to himself as the optimum arrangement—for his particular shop. He does some color work and is ready to go if color breaks through. He hasn't figured out exactly what the future will bring but he intends to "stay ready."

Today we hear much talk about big changes in the service business over

the forthcoming decade. TV will lose its importance, some say. Or it will still be big but the sets "won't need service" any more. Or newer electronic consumer products will be the bread and butter of service. Or two-way mobile will become the big item. Or the future lies in some form of industrial service. Or it lies in diversification: "Work on everything."

But some of these statements are contradictory. And a leading maker of two-way mobile gear, who depends on independents for service, does not think a diversified operation can work out. His experience shows that, while TV work in a two-way shop may be all right early in a transition, two-way service must eventually become the sole business of the shop. As for industrial service, most of this is being handled by the manufacturer-installer of the equipment or by special crews employed by the plants where the equipment is used. At present, few independents can get a foot in the door—yet the situation could change.

In the face of this uncertainty, what can be done by an independent who is not content simply to drift along? He cannot sit back, but he cannot risk plunging forward, a victim of panic, in the wrong direction. He should indeed "stay ready." He must be aware of every possibility and technically prepared to adapt to each. In lieu of plunging in panic, he can experiment cautiously and calmly, as our successful friend has done over the years. If he stays ready, he will have time to act. And his own best solution need not be the same as every other man's.

Prophets of doom have forecast the collapse of the service industry many times during the past decade, but it continues to grow, and the alert people in it are still around to give the lie to the experts. For those who keep an unflagging eye on what is happening and keep sufficiently well informed to change with change, there will be more, not fewer, areas in this growing field where their expert, technical knowledge will be needed.

Ten years from today, many of those who are now in service will indeed have been pushed out. But some will still be around, and doing well, who were operating ten years ago.

-30-




**FREE**

# ALLIED'S 1960

## ELECTRONIC SUPPLY CATALOG

*value-packed...send for it!*



your complete money-saving guide to  
**EVERYTHING IN ELECTRONICS**



- Latest Stereo Hi-Fi Systems—Everything in Hi-Fi Components
- Money-Saving, Build-Your-Own KNIGHT-KITS® for Every Need
- Values in Recorders and Supplies
- Latest Public Address Systems, Paging and Intercom Equipment
- Amateur Receivers, Transmitters and Station Gear
- Test and Laboratory Instruments
- TV Tubes, Antennas, Accessories
- Huge Listings of Parts, Tubes, Transistors, Tools, Books

### ALLIED exclusives:

**MONEY-SAVING KNIGHT-KITS®**—the very best in build-your-own electronic equipment—designed to save you up to 50%. "Convenience Engineered" for easiest assembly; the only kits covered by Money-Back Guarantee. Complete selection of Stereo hi-fi kits, Hobbyist kits, Test Instrument and Amateur kits. KNIGHT-KITS are an exclusive ALLIED product.

**KNIGHT® STEREO HI-FI**—truly the best for less—the finest you can buy, yet far lower in cost. Select super-value KNIGHT components or complete systems and save most. Also see the world's largest selection of famous-name hi-fi components and money-saving ALLIED-recommended complete hi-fi systems.

**ONLY \$2 DOWN**

on orders up to \$50; only \$5 down on orders up to \$200; only \$10 down over \$200. Up to 24 months to pay.

Get every buying advantage at ALLIED: lowest money-saving prices, fastest shipment, expert personal help, guaranteed satisfaction.

send for the leading  
electronic supply guide

**FREE**

### ALLIED RADIO



World's Largest Electronic Supply House

ALLIED RADIO CORP., Dept. 1-D  
100 N. Western Ave., Chicago 80, Ill.

Send FREE 1960 ALLIED Catalog.

Name \_\_\_\_\_

Address \_\_\_\_\_

City \_\_\_\_\_ Zone \_\_\_\_\_ State \_\_\_\_\_

- ANTENNAS
- INSTALLATIONS
- ACCESSORIES
- SERVICE



# RADIO & TV SERVICE

PORTLAND • EUGENE • LONGVIEW • YAKIMA

1201 S. W. 18th Ave.  
 Portland 5, Oregon  
 September 22, 1959

Westinghouse Electric Corp.  
 600 St. Paul Ave.  
 Los Angeles 17, California

Gentlemen:

We are constantly seeking improved products to recommend and sell to our customers, and we are pleased to inform you that Westinghouse receiving tubes and picture tubes fall into that category.

We changed over exclusively to Westinghouse tubes approximately January 1st, of this year. Since it was a new product to us, we kept complete records of tube failures and customer call backs. Our call backs due directly to tube failures were reduced by over 50 per cent.

It is with complete confidence that we recommend and sell your quality Gold Star picture tubes. The picture quality is excellent, and the tubes are exceeding our greatest expectations. In the past nine months, we have used approximately 500 picture tubes, and as of now have only replaced three. Two of which were defective out of the carton, and only one failed in actual use. In fact, we are so confident in the life of the picture tube, that we are now guaranteeing our picture tube replacements for three years.

We have gained two things by the use of your tubes. Greater customer satisfaction, and more net dollars for us due to the very minimum amount of tube failures.

Please thank your Engineers and Quality Control Department for the fine product that they are putting in our hands to sell to the consumers.

Sincerely yours,  
 ACE RADIO & TV SERVICE

*Philip Blank*  
 Philip Blank

PH:jd

"call backs  
reduced by  
over 50%! "

"It is with complete confidence that we recommend and sell your quality Gold Star picture tubes."


"We are so confident in the life of the picture tube that we are now guaranteeing our picture tube replacements for three years."

"We have gained...greater customer satisfaction, and more net dollars for us due to the very minimum amount of tube failures."

We can't think of a thing to add. Except, perhaps, that your local Westinghouse electronic tube distributor will be happy to introduce you to the line. If your distributor doesn't carry them yet, give us his name. We'll send someone over to enlighten the poor fellow.

YOU CAN BE SURE...IF IT'S **Westinghouse**

Westinghouse Electronic Tube Division, Elmira, N.Y.



YOUR HIGH FIDELITY DEALER  
IS NOW SHOWING THE NEW  
**GLASER-STEERS GS-400**  
THE GENTLY AUTOMATIC CHANGER  
THAT PAMPERS  
YOUR PRECIOUS RECORDS

Gently automatic, the new GS-400 handles your treasured records with utmost care preserving the brilliance of their original performance for many additional playings.

Gently automatic, it combines the finest record playing features with all the automatic conveniences of a record changer. The GS-400 draws upon the major engineering advances developed in the famous GS-77 to provide precise tracking of stereo and monophonic records and trouble-free operation for optimum performance.

The GS-400 in your high fidelity system, brings out the best in the other components and, at the same time, keeps the cost of the system in a moderate range. Attractive Holiday Grey changer with silver trim, white turntable pad. Less cartridge and base.....only \$47.50

**GLASER-STEERS GS-77**, World's only record changer with 'Turntable Pause' and now the distinguished companion of the GS-400. Less cartridge and base .....only \$59.50 See and hear the GS-400 and GS-77 at your dealer today. For details write: EW-4

**GLASER-STEERS CORPORATION**  
155 Oraton St., Newark 4, N. J.

**GS-400 FEATURES** — 4-speed automatic and manual operation: 16, 33, 45, 78 rpm • rumble, wow and flutter virtually inaudible • counter balanced, die-cast aluminum arm • damped acoustically isolated arm—shock suspension prevents mechanical feedback through arm pivot. Resonance is negligible • 4-pole, hum-shielded motor for smooth constant speed • full provision for 2, 3, or 4 terminal, stereo and mono cartridges • single-knob control sets all operations • double-channel muting switch and RC network maintains silence for both stereo channels • quick-change cartridge holder.



### PREVENTING METER DAMAGE

To the Editors:

Mr. Wendt's letter in your January issue seeks further help in preventing meter damage from electrical overloads. Why not use an ordinary 1 ma. glass cartridge fuse.

These are the most dependable and inexpensive means of preventing meter damage without disturbing the calibration accuracy on all ranges that we know of, and the minor annoyance of having to replace the fuse each time it is blown is actually a desirable feature since it encourages greater care in the use of meters by the student who might otherwise become careless in practice with disastrous results when he later uses meters not equipped with protectors.

CHARLES C. LITTELL, JR.  
Engineering Associates  
Dayton, Ohio

*It frequently happens that a simple solution is a very good one.—Editors.*

\* \* \*

### MORE ON PHONE PATCHES

To the Editors:

Mr. C. D. Ehinger's article "Let's Legalize Ham Phone Patches" (Dec. issue) was of great interest to me. I would like to take issue on the discussion of so-called "foreign equipment" on private telephone lines.

Some years ago—the exact date is not known to me—the Federal Communications Commission, in Docket 9189, issued a decision and order to the *American Telephone & Telegraph Company* et al, defendants, quoted in part as follows.

"The defendants shall rescind and cancel any tariff regulations to the extent that they prohibit customer from using, in connection with interstate or foreign telephone services, any device which does not injure defendants' employees, facilities, the public in its use of defendants' services, or impair the operation of the telephone system."

Now I realize that the preceding paragraph is not a license for connecting any and every type of device, including Junior's electric train transformer, across the company's lines. However, I do maintain that properly designed telephone patches, such as are offered for sale by a number of manufacturers, are suitable for attachment to a telephone line and can be connected without fear of any reprisal from the telephone company. Perusal of directories from a number of the major cities in the United States indicates that the aforementioned order has been followed by most of the telephone companies. In other words, the

prohibitive paragraph referred to in Mr. Ehinger's article is not in evidence at the front of these directories.

In conclusion, Mr. Ehinger should be aware of the various methods employed by radio and television stations throughout the country to utilize the telephone as an integral part of their broadcast facilities. As technical director for a chain of AM broadcast stations, I have been called upon time and again to make such connections between studio equipment and telephone circuits. One of our stations suffered loss of telephone service because it insisted on broadcasting telephone interviews after having been informed that to do so was in violation of the telephone company's tariff regulations. A court order, at our request, brought swift action from the telephone company with subsequent restoration of telephone service within a matter of a few hours.

ROBERT F. TILTON, WØAGP  
Director of Engineering  
Storz Broadcasting Co.  
Omaha, Nebraska

To the Editors:

I concur with all of C. D. Ehinger's proposals except #6, "That the amateur pay a nominal, monthly fee for the service that would be provided."

The word *nominal* scares me—not the thought of paying extra. The service that would be provided, approving the phone patch, would be in the best interests of the phone company and should be free. The precedent it would set is what bothers me. The amateur is permitted by FCC rules to patch phone calls. If he has to pay the telephone company a nominal sum, he is paying for a right, not a privilege. Let me expand on this. Some states have laws prohibiting the installation or use of short-wave receivers in private automobiles. Hams who operate "mobile" in these states are breaking the law. Should a ham pay a nominal, extra fee for his auto license in these states if he wishes to operate mobile? (My private opinion is that no such state law can change FCC rules hence could not be enforced against a licensed amateur, but that is not pertinent to this issue.)

Broadcast stations and wire services are profit-making businesses. Hams are not. Requiring an amateur to pay more than the price of an extension or main phone as the case might be could easily pave the way for power companies to charge more for furnishing electricity and local municipal fees for having a "licensed" electrician approve an antenna installation, etc. States, cities, and businesses have no right to require

**IMPORTANT: For the man who wants to make big money in Radio-Television!**

# ONLY SPRAYBERRY TRAINING IN RADIO and TELEVISION

**OFFERS YOU ALL OF THESE VITAL NEW ADVANTAGES  
TO HELP YOU EARN MORE MONEY FROM THE START!**

## NEW BUSINESS BUILDERS

...through these practical proven plans and ideas we help you make plenty of extra money in spare time while training.

## NEW TRAINING EQUIPMENT

...the famous Sprayberry Training kits have been newly engineered by our staff to offer you the latest in Radio-TV Service Techniques!

## NEW TRANSISTOR COURSE

...literally millions of new transistor radios are being used. We show you how to make money fixing them!


## NEW HIGH FIDELITY

...there's big money to be made installing and servicing Hi-Fi units. Your Sprayberry training now offers you this valuable and profitable preparation!

**TRAIN AT HOME—SPARE TIME**

WITH THESE **25 BIG COMPLETE KITS of PARTS & EQUIPMENT**

You learn Radio-TV Servicing the best way...the practical way...testing and assembling these modern kits of equipment.

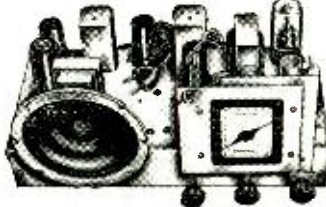


◀ The new Sprayberry Training Television Receiver, built and tested in 5 sections.


Now offered...this fine modern oscilloscope.



◀ You build this powerful two-band super-heterodyne radio receiver.



You build the new Sprayberry tester—a complete 18-range Volt-Ohm-Milliammeter test meter.



**FREE** These two big new books are yours free! Find out what Radio-Television offers you...and let us show you how easily you can learn, even without previous experience of any kind. Rush **COUPON** today! ▶

The field of Radio-Television Servicing is such a fast moving industry that the best jobs and biggest incomes always go first to the man with the most modern, complete and up-to-date training. Thanks to constant revision and improvement... Sprayberry Training helps you earn more from the start... and keeps you earning more in the months and years ahead!

Make no mistake! All radio-television training is *not* alike. The basic purpose behind Sprayberry Training is to prepare you as rapidly and as surely as possible... to make top money servicing Radio and Television sets and equipment. This is where the big money has been for years... and will continue to be in the years ahead.

It's important for you to know that for over 30 years... Sprayberry Training has been preparing ambitious men for success in this interesting and profitable kind of work. Our school has helped hundreds to qualify for the best jobs... or to get started in profitable businesses of their own. Today our student rolls are the largest in our school's history... because the need and demand for Radio-Television Service Technicians has never been more urgent.

### Just \$6.00 Starts You

To encourage more men to enter Radio-Television at once... to help fill the great need for trained men... we're making it easier than ever before to start training. Just \$6.00 enrolls you. This liberal offer is naturally limited. Get the facts now

and consider enrollment while these favorable terms are available to you.


### KEEP YOUR JOB... while learning

Under the Sprayberry Plan you train entirely at home in spare time. You combine the most modern lesson training with fascinating and invaluable practical work with 25 big kits of parts and equipment that we supply. You get the equivalent of years of shop practice... and you can train as fast or as slowly as you wish. We help you make excellent spare time money while learning... and everything you receive—lessons, books, manuals, equipment—all yours to keep!

This is the Radio-Television industry's most modern and up-to-the-minute training. Sprayberry is the *one* school that gives you personalized attention and takes a real interest in your progress. Remember... just \$6 starts you! Mail the coupon today. Let the facts speak for themselves. Let us send you our new catalog and sample lesson... and *prove* the kind of opportunity that Sprayberry training can open up for you.

**SPRAYBERRY ACADEMY OF RADIO-TELEVISION**

Dept. 25-K, 1512 West Jarvis Ave., Chicago 26, Ill.




### MAIL COUPON—No Salesman Will Call

**SPRAYBERRY ACADEMY OF RADIO-TELEVISION**  
DEPT. 25-K, 1512 W. JARVIS AVE., CHICAGO 26, ILL.  
Please rush all information on your ALL-NEW Radio-Television Training Plan. I understand this does not obligate me and that no salesman will call upon me. Include New Catalog and Sample Lesson FREE.

NAME \_\_\_\_\_ AGE \_\_\_\_\_  
ADDRESS \_\_\_\_\_  
CITY \_\_\_\_\_ ZONE \_\_\_\_\_ STATE \_\_\_\_\_

# JERROLD

# MF-2



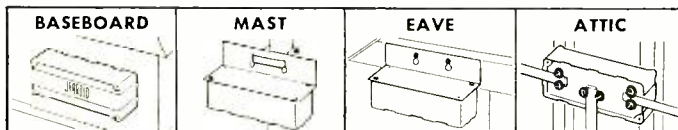
*the*  
**2 Set Coupler with GUTS...**  
*now has*  
**TEETH!**



The famous MF-2 TV-FM Coupler with its specially engineered circuitry making it the first choice of servicemen everywhere, now requires no wire stripping!

**Features Include** • *Extremely low forward loss* • *Positive matching* • *Complete isolation between receivers* • *Isolates AC from antenna* • *No twin-lead stripping* • *Permanent connections* • *Universal mounting* • *Attractive unbreakable case.*

**Mounts anywhere**



Two additional models available—the M-2 (recommended for UHF). The MF-4 (for 3 or 4 TV-FM sets fed from single antenna).

# JERROLD

Order from your Jerrold distributor or write  
**ELECTRONICS CORPORATION, Distributor Sales Division**  
Dept. IDS-15 The Jerrold Building, Philadelphia 32, Pa.

Jerrold Electronics (Canada) Ltd., Toronto

Export Representative: CBS International, N. Y. 22, N. Y.

nominal fees of amateurs before an amateur may operate as his license is issued by a Federal agency. Let's keep it that way.

LT. THOMAS F. VAN NATTA, JR.  
KL7CXE  
Ft. Monmouth, New Jersey

*Letters are still coming in commenting on Mr. Ehinger's forthright proposals on legalizing the phone patch.—*  
*Editors.*

\* \* \*

### CB CALLING FREQUENCY

To the Editors:

Your proposal to make CB Channels 13 and 15 available to marine operators and for emergency purposes (February "For the Record" editorial) receives high commendation from us. It seems so obvious that Citizens Radio could be inexpensively used for safety purposes aboard pleasure craft that it is a wonder that the FCC had not contemplated this. You can definitely add *Allied Radio* to your list of participants in your proposal. Crystals for Channels 13 and 15 will be supplied on customer requests only.

L. M. DEZETTEL  
Knight-Kit Marketing Div.  
Allied Radio Corp.  
Chicago, Illinois

To the Editors:

Due to the fact that the number of radio channels available to the general public is so limited, we feel the manufacturers of this type of equipment should join hands to assist the potential users of the Citizens Band frequencies.

The market for this type of equipment can become very large, and it is our belief that the FCC would welcome any effort on the part of the manufacturers of said equipment to coordinate the use of this equipment to the best advantage of those who have great need of same, which takes in far more than just the marine services. Good Citizens Band equipment will have a great demand also in industry, and in benefiting the public, we will also help ourselves.

PERRY E. WIGHTMAN  
Wightman Electronic  
Engineering Co.  
Easton, Maryland

To the Editors:

Congratulations on taking a constructive stand in your February editorial. We have just had a rather long session with other CB manufacturers on the very same subject, and I can assure you there is considerable interest here in the Midwest, and there undoubtedly will be a great appreciation of your efforts.

JAMES M. PRICE  
General Sales Manager  
RME Division  
Electro-Voice, Inc.  
Washington, Illinois

*We have been receiving many favorable comments on our February editorial stand. For further details giving*

**ELECTRONICS WORLD**

**NOW!**  
at a price  
you can afford!


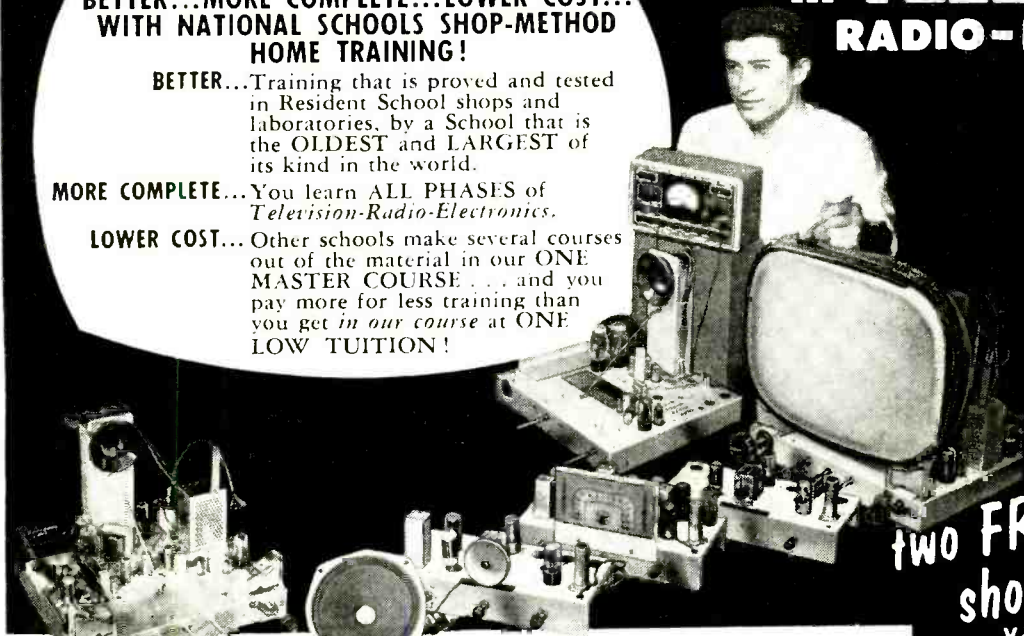
# MAKE MORE MONEY in TELEVISION RADIO-ELECTRONICS

**BETTER...MORE COMPLETE...LOWER COST...  
WITH NATIONAL SCHOOLS SHOP-METHOD  
HOME TRAINING!**

**BETTER...** Training that is proved and tested in Resident School shops and laboratories, by a School that is the **OLDEST** and **LARGEST** of its kind in the world.

**MORE COMPLETE...** You learn **ALL PHASES** of *Television-Radio-Electronics*.

**LOWER COST...** Other schools make several courses out of the material in our **ONE MASTER COURSE** . . . and you pay more for less training than you get in *our course* at **ONE LOW TUITION!**



**These two FREE books will show you how!**

You get all information by mail . . . You make your own decision . . . at home! **NO SALESMAN WILL CALL**

## TOP PAY... UNLIMITED OPPORTUNITIES LIFETIME SECURITY CAN BE YOURS!

You are needed in the Television, Radio, and Electronics industry! Trained technicians are in growing demand at excellent pay—in **ALL PHASES**, including Servicing, Manufacturing, Broadcasting and Communications, Automation, Radar, Government Missile Projects.

**NATIONAL SCHOOLS SHOP-METHOD HOME TRAINING**, with newly added lessons and equipment, trains you in your spare time at home, for these unlimited opportunities, including many technical jobs leading to supervisory positions.

**YOU LEARN BY BUILDING EQUIPMENT WITH KITS AND PARTS WE SEND YOU.** Your National Schools course includes thorough *Practical* training—**YOU LEARN BY DOING!** We send you complete standard equipment of professional quality for building various experimental and test units. You advance step by step, perform more than 100 experiments, and you build a complete TV set from the ground up, that is yours to keep! A big, new TV picture tube is included at no extra charge.

**EARN AS YOU LEARN.** We'll show you how to earn extra money right from the start. Many of our students pay for their course—and more—while studying. So can you!

LESSONS AND INSTRUCTION MATERIAL ARE UP-TO-DATE, PRACTICAL, INTERESTING. Every National Schools Shop-Method lesson is made easy to understand by numerous illustrations and diagrams. All instruction material has been developed and tested in our own Resident School Shops, Laboratories and Studios.

**SEND FOR INFORMATION TODAY . . .** it can mean the difference between **SUCCESS** and failure for you! Send for your **FREE BOOK** "Your Future in Television-Radio-Electronics" and **FREE Sample Lesson.** Do it **TODAY**, while you are thinking about your future. It doesn't cost you anything to investigate!

### GET THE BENEFITS OF OUR OVER 50 YEARS EXPERIENCE

Approved for  
GI Training



**NATIONAL SCHOOLS**  
Los Angeles 37, Calif.

### YOU GET...

- 19 Big Kits—**YOURS TO KEEP!**
- Friendly Instruction and Guidance
- Job Placement Service
- Unlimited Consultation
- Diploma—Recognized by Industry
- **EVERYTHING YOU NEED FOR SUCCESS!**

### SHOP-METHOD HOME TRAINING COVERS ALL PHASES OF INDUSTRY

1. Television, including Color TV
2. Radio AM & FM
3. Electronics for Guided Missiles
4. Sound Recording and Hi-Fidelity
5. FCC License
6. Automation and Computers
7. Radar & Micro-Waves
8. Broadcasting and Communications

### RESIDENT TRAINING AT LOS ANGELES

If you wish to take your training in our Resident School at Los Angeles, the world's TV capital, start **NOW** in our big, modern Shops, Labs and Radio-TV Studios. Here you work with latest Electronic equipment - professionally installed - finest, most complete facilities offered by any school. Expert, friendly instructors. Personal attention. Graduate Employment Service. Help in finding home near school - and part time job while you learn. Check box in coupon for full information.

## NATIONAL TECHNICAL SCHOOLS

WORLD-WIDE TRAINING SINCE 1905

MAIL NOW TO

**NATIONAL SCHOOLS, Dept RH-40**

4000 S. FIGUEROA ST. LOS ANGELES 37, CALIF.

Rush free TV-Radio "Opportunity" Book and sample lesson. No salesman will call.

NAME \_\_\_\_\_ AGE \_\_\_\_\_

ADDRESS \_\_\_\_\_


CITY \_\_\_\_\_ ZONE \_\_\_\_\_ STATE \_\_\_\_\_

Check if interested **ONLY** in Resident School training at Los Angeles.

VETERANS: Give date of Discharge \_\_\_\_\_



**MOST  
SENSITIVE  
MOST  
POWERFUL**



The New 60-Watt

**FISHER  
800**

**Stereo FM-AM  
Receiver**

**THE NEW FISHER 800** is twice as sensitive as any other receiver in the over \$400 price range — and 50% more powerful! THE STEREO AMPLIFIER features the new, revolutionary Type-7591 power output tube, producing 60 watts of Music Power totally devoid of audible hum, noise and distortion. THE FM TUNER provides 1 microvolt sensitivity for 20 db of quieting, with the identical GOLDEN CASCODE front-end built into the FISHER tuners used by broadcast stations! THE AM TUNER delivers a signal of FM calibre, free of hiss. THE STEREO MASTER AUDIO CONTROL has 22 controls, including an exclusive, front-panel Center Channel Volume Control! Before you buy any stereo receiver, protect your investment — remove the bottom cover from the 800 and any other stereo receiver. Compare the immaculate wiring assembly of the 800 to the others. The difference will amaze you! No other receiver can match the quality, the fingertip simplicity and grand-organ flexibility of the FISHER 800. **\$429<sup>50</sup>**

Size: 17" W, 13<sup>7</sup>/<sub>8</sub>" D, 4<sup>3</sup>/<sub>16</sub>" H. Weight: 35<sup>1</sup>/<sub>2</sub> Lbs.

WRITE TODAY FOR DETAILED BROCHURE ON THE FISHER 800!

FISHER RADIO CORPORATION • 21-38 44TH DRIVE • L. I. CITY 1, NEW YORK

specific recommendations of a meeting held during the recent New York Motor Boat Show concerning Citizens Band operation by marine interests, see our note in the March "For the Record" editorial. Briefly, it has been proposed that Channels 9 and 13 be set aside on a voluntary basis for marine use.—Editors.

\* \* \*  
**"RUSH SUPPRESSOR" RELAY**

To the Editors:

In regard to the "rush suppressor" circuit for the Heath CB-1 in your January, 1960 issue ("A Rush Suppressor for Citizens Radio"), please be advised that we are having a great deal of trouble locating the relay, and we were wondering if it would be possible to find out from the designer of this circuit, Mr. James D. Green, where we can purchase the relay and at what price it is available.

ROBERT C. SHEARER  
Montoursville, Pennsylvania

Author Green employed a surplus unit with a coil resistance of 2200 ohms and an energizing current of 1 ma. The exact specifications of this relay are not too critical just as long as it will close on normal received signals.

Such relays may be available from surplus sources specializing in relays, such as Herbach and Rademan, Inc., 1204 Arch Street, Philadelphia 7, Pennsylvania, and other surplus dealers who advertise in our pages. These dealers usually have pretty good supplies of this type of relay on hand. Such relays usually sell for approximately \$2.00 to \$4.00.

For those of our readers who are having difficulty locating a suitable surplus relay, we recommend the use of a Sigma 5F-1000-S SIL, which is rated at 1000 ohms and 2.3 ma. This relay sells new for around \$8.00.—Editors.

\* \* \*

**FAA TECHNICIANS**

To the Editors:

I have just finished reading Mr. Niland's article "Air Traffic Control by Electronics" in your January issue, and I must say that I was very surprised to see no mention made of the FAA electronic maintenance technicians. These men must intelligently interpret the engineering drawings of the wiring and constantly maintain all the equipment operating properly. The usability of all the electronic systems described is left up to the technician who is alone responsible for proper operation of the gear.

CHARLES H. ASHENFELTER  
Electronic Maintenance  
Technician  
Federal Aviation Agency  
Tulsa, Oklahoma

Certainly no attempt was made to take away any well deserved credit from the electronic technicians who maintain the equipment described. The article was a general one, however, and we attempted to give the over-all picture first.—Editors.

—50—



# how to get a Commercial FCC LICENSE

**We guarantee**  
to train you until you receive  
**Your FCC License**  
— or your money back

The Master Course in Electronics will provide you with the mental tools of the electronics technician and prepare you for a First Class FCC License (Commercial) with a radar endorsement. When you successfully complete the Master Course, if you fail to pass the FCC examination, you will receive a full refund of all tuition payments.

## “License and Good Job . . . Thanks”

“After finishing your Master Course, I passed the FCC exam for the 1st class license. I had my ticket for only one week and I got a job at WOC-TV, AM-FM. Incidentally, WOC is the oldest radio station west of the Mississippi. I sincerely feel that if it weren't for taking your Master Course, I would not have received my 1st class ticket. So I want to take this occasion to again thank you for such a fine preparation for electronics work.”

FRANCIS J. McMANUS  
Davenport, Iowa

## Cleveland Institute Training Results in Job Offers Like These . . .

### ELECTRONICS TECHNICIANS:

RCA has positions for technicians, field engineers & instructor technicians to install, maintain, and teach military radar, communications, and fire control equipment. Company benefits.

### RADIO OPERATORS & TECHNICIANS

American Airlines — Chicago, Detroit, St. Louis, Cincinnati and Cleveland — has openings for radio operators and radio mechanics. Operators must have a 2nd class FCC license and ability to type 40 wpm. Many company benefits.

**CLEVELAND INSTITUTE OF ELECTRONICS**  
Desk RN 40 4900. Euclid Avenue Cleveland 3, Ohio

Mail  
Coupon  
NOW!



good training  
doesn't cost . . .  
it pays!

get all three **FREE!**

We can train you to pass your License Exams if you've had any practical experience — amateur, military, radio servicing, or other. Our proven plan can help put you on the road to success.

- Your FCC ticket will be recognized by employers as proof of your technical ability.

Accredited by the National Home Study Council

### Cleveland Institute of Electronics

Desk RN 40, 4900 Euclid Ave., Cleveland 3, Ohio

Please send Free Booklets prepared to help me get ahead in Electronics. I have had training or experience in Electronics as indicated below.

- |   |   |
|---|---|
| <input type="checkbox"/> Military           | <input type="checkbox"/> Broadcasting       |
| <input type="checkbox"/> Radio-TV Servicing | <input type="checkbox"/> Home Experimenting |
| <input type="checkbox"/> Manufacturing      | <input type="checkbox"/> Telephone Company  |
| <input type="checkbox"/> Amateur Radio      | <input type="checkbox"/> Other _____        |

In what kind of work are you now engaged?

In what branch of Electronics are you interested?

Name \_\_\_\_\_ Age \_\_\_\_\_

Address \_\_\_\_\_

City \_\_\_\_\_ Zone \_\_\_\_\_ State \_\_\_\_\_

RN40

GET THAT SYLVANIA SIGN UP TODAY!

# ARTHUR GODFREY IS SELLING YOU!

Now sponsored by Sylvania Silver Screen 85 picture tubes, Arthur Godfrey is selling America on you – the independent TV service dealer!


He's telling millions – on the CBS Radio network – coast-to-coast – that you are the man to see for the finest TV service. Millions more are reading about you in *The Saturday Evening Post*. When Arthur Godfrey tells folks to "look for the Sylvania decal in the window of your local independent TV service dealer's shop," make sure you're with it.

See your Sylvania distributor for Sylvania Silver Screen 85 picture tubes and Sylvania quality receiving tubes. Get your display kit of window streamers and posters. Get that sign up today!

*Electronic Tubes Division, Sylvania Electric Products Inc.,  
1740 Broadway, N. Y. 19, N. Y.*

**SYLVANIA  
SILVER SCREEN 85  
4 WAYS BETTER**

- \* Sharper focus
- \* Clearer picture
- \* Greater contrast
- \* More light output

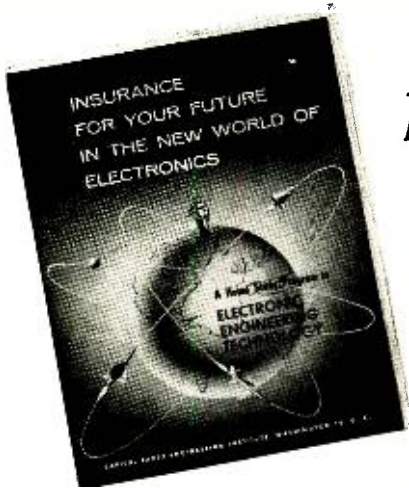


See your local paper for time and station

**"IT'S ARTHUR GODFREY TIME"** – brought to you by

 **SYLVANIA**

Subsidiary of **GENERAL TELEPHONE & ELECTRONICS** 



# The data that Launched Thousands of Careers is yours FREE } tells how you can be successful in ELECTRONICS

Automation . . . Instrumentation . . . Industrial Electronics  
. . . Aeronautical Electronics . . . Guided Missiles . . . Radar  
. . . Servomechanisms . . . Computers . . . Astronautics . . .  
Telemetry . . . Communications . . . Manufacturing

Send for your Free Copy today!

This is a brand new edition of the book which has launched thousands of men on good-paying careers in electronics.

It brings you completely up to date—answers important questions on newest career developments in electronics, including Automation, Instrumentation, Industrial Electronics, Aeronautical Electronics, Guided Missiles, Radar, Servomechanisms, Computers, Astronautics, Telemetry, Communications and Manufacturing.

This book, "Insurance for Your Future in the New World of Electronics," also shows you how CREI Home Study leads the way to greater earnings in the booming electronics world.

However, CREI does not promise you a "snap." With accredited technical school curricula such as CREI offers, you must study to convert your ambition into technical knowledge which you can sell in the fabulous field of Electronics. Since its founding in 1927, CREI has provided thousands of professional electronics men with technical education. During World War II, CREI trained thousands for the Armed Services. Leading firms recommend CREI home study courses for their own personnel. Among them: United Air Lines, Canadian Broadcasting Co., Florida Power and Light Co., The Martin Co., Columbia Broadcasting System, All-America Cables and Radio, Inc., Gates Radio Co., Canadair, Ltd., Federal Electric Corp., and U. S. Information Agency (Voice of America).

CREI courses are prepared by recognized experts, in a practical, easily understood manner, and constantly revised to meet the new electronic challenges of our time. You get the benefit of time-tested study assignments under the personal supervision of a CREI staff instructor. Your studies are accomplished on your own time, during hours selected by you, and controlled by your own will-power. This complete education is the reason that graduates find their CREI diplomas keys to success in even the most advanced of electronic applications. CREI alumni hold top positions in America's leading firms. At your

service is the CREI Placement Bureau, which maintains constant contact with electronic industry, and cooperates with employers and graduates in making satisfactory placements. This free service is available to students, as well as graduates. Fill out the coupon below *completely* and mail it now. We'll promptly send you your free copy of "Insurance for Your Future in the New World of Electronics." The rest—your future—is up to you!

**ELECTRONIC TECHNICIANS**

Following Peninsula Co. has openings for 1st class electronic technicians to work directly with engineering in development of new products. Only those with CREI or equal training and 3 years minimum commercial experience will be considered. Top salaries to qualified applicants. Call Mr. McQueeney, A. 4-4733 for appointment. LTO SCIENTIFIC Co., Inc. 855 COMMERCIAL ST. PALO ALTO

**ENGINEERING AIDES AND TECHNICIANS**

Immediate Positions Available

C.R.E.I. or other formal electronic training desirable.

Experienced in reading schematics, breadboard construction of electronic circuits and chassis preparation.

**EMERSON RESEARCH LABORATORIES**

CREI ALSO OFFERS residence courses in Washington, D. C. . . . at the same high technical level. Day and evening classes start at regular intervals. Qualified residence school graduates earn degree as "Associate in Applied Science." If you have had a high school education, and experience in electronics—you can qualify for a CREI home study course. (Electronics experience is not required for admission to CREI Residence School.) Check and mail coupon if you prefer residence or home study information . . . or write Capitol Radio Engineering Institute, Dept. 1112F1, 3224-16th St., N.W., Wash. 10, D. C.

**INDUSTRY CALLS FOR CREI BY NAME . . . SO SHOULD YOU!**

Here you see actual help wanted ads—one from a San Francisco newspaper, another seen in Washington. They are just two of many which specify, "CREI or equal" education. This shows that industry approves CREI education, even insists on it. Experience has taught many, many companies that CREI students are taught what industry needs and wants them to know. Let this be your cue when you choose your educational program.

**BRAND-NEW COURSE ADDED . . . AUTOMATION AND INDUSTRIAL ELECTRONICS ENGINEERING TECHNOLOGY.** Complete course, covers all electronic phases of automation. Special emphasis on theory, functioning, and applications of servomechanisms and computers. Also noteworthy: Lessons on machine control, instrumentation, data-processing, and telemetry.

## MAIL TODAY FOR YOUR FREE 54-PAGE BOOK

**CAPITOL RADIO ENGINEERING INSTITUTE**  
ECPD Accredited Technical Institute Curricula—Founded 1927  
**Dept. 1104G, 3224 Sixteenth St., N.W., Washington 10, D. C.**

Please send me your course outline and FREE 54-page Book, "Insurance For Your Future in the New World of Electronics" . . . describing opportunities and CREI Home Study courses in Practical Electronic Engineering Technology.

CHECK FIELD OF GREATEST INTEREST

Radar, Servo and Computer Engineering Technology  
 Electronic Engineering Technology  
 Television Engineering Technology  
 Communications Engineering Technology  
 Aeronautical Electronic Engineering Technology  
 Automation and Industrial Electronics Engineering Technology

**B<sup>3</sup>**

Name . . . . . Age . . . . .  
 Street . . . . .  
 City . . . . . Zone . . . . . State . . . . .  
 Check:  Home Study  Residence School  Korean Veteran

To obtain fast, immediate service, and to avoid delay, it is necessary that the following information be filled in:

Employed By . . . . .  
 Type of Present Work . . . . .  
 Education:  
 Yrs. High School . . . . .  
 Other . . . . .  
 Electronics Experience . . . . .



**Latest Information  
on the Electronic Industry**



**By ELECTRONICS WORLD'S  
WASHINGTON EDITOR**


**REVOLUTIONARY MOON-RELAY COMMUNICATIONS SYSTEM UNVEILED BY NAVY**—A spectacular communications network, which utilizes the moon as a passive reflector or relay of radio signals, was demonstrated recently at the U.S. Naval radio station, Cheltenham, Maryland. Messages were bounced, via the moon, in  $2\frac{1}{2}$  seconds, over a 480,000-mile path between Washington, D.C. and Pearl Harbor. Called the least expensive satellite known to man, the possibilities of moon relaying have been under study by the Navy since 1951. Capabilities of the new system, which cost over \$5-million to develop, now include 4-channel teletypewriter and facsimile equipment operating on 438-455 mc. Experimental work is also being conducted on voice, but at a lower priority. Operation of the moon net is limited to that period when the moon is simultaneously visible at both terminals, ranging from a few hours up to a maximum of about 12 hours, depending on the orbital position of the moon in relation to the earth. Operating schedules are established by determining the time of moonrise at the westward terminal and moonset at the eastern terminal. Eventually, the moon-relay principle may be adapted to transmitting and receiving messages from ships at sea or to man-made satellites. Washington and Pearl Harbor terminals both utilize separate sending and receiving facilities, each employing equatorially mounted, fully steerable, high-gain dish-type antennas, 84 feet in diameter. The transmitting antennas are coupled to 100,000-watt transmitters, producing an effective radiated power of more than 400,000,000 watts.

**GROWING SWING TO UHF-TV SEEN**—It now appears as if Washington is reconciled to the fact that TV will have to move upstairs to get more air space. Commenting on this prospect, FCC Commissioner Frederick Ford told the Senate Interstate Commerce Committee that the chances of getting more v.h.f. space from the military are slim and that, accordingly, the ultra-highs seem to be the only solution. Industry has also indicated that such a move is in the offing and preparations for a palatable transition should be made as soon as possible.

**INTERIM SHORTER-SPACED TV ASSIGNMENTS SUGGESTED**—The Commission is now reviewing criteria and requirements for shorter co-channel separations. Under the proposals, the FCC said it would consider short-spaced v.h.f. assignments in a limited number of important TV markets. Selection of market area would be predicated on whether the need for additional service outweighs the need for any service lost as a result of interference to existing stations. Additionally, the Commission is considering a reduction of minimum adjacent channel separations from 60 to 40 miles.

**MULTI-MILLION-DOLLAR AIR-TRAFFIC CONTROL FACILITY PROGRAM SET**—Over \$100-million has been set aside for the installation of air electronic navigation and air-traffic control systems, the Federal Aviation Agency has reported. Eight long-range radars, at an average cost of over \$2-million are involved in the program. A total of 16 long-range radars will be fitted with scan-conversion equipment to provide a better display of radar information through the use of television tubes which permit viewing in a brightly lighted room. In line with the continued emphasis on radar, 24 long-range radars will be equipped with radar beacon systems. (Ground radar beacons transmit signals that trigger equipment in beacon-equipped aircraft. The airborne equipment then returns intensified coded signals to the radar scope, thus providing controllers with positive identification of beacon-equipped aircraft.) The program also calls for installation of terminal-type TVOR (very-high-frequency unidirectional radio range) at 18 locations. This type of equipment is used as an approach aid to airports while the standard type VOR's are used for en-route navigation.

**NAVY FINDS V.H.F. TRANSMISSION NOW POSSIBLE OVER ATMOSPHERIC DUCT**—There's an elevated transoceanic atmospheric duct, capable of trapping and propagating radio waves at low loss over considerable distance, the Navy has discovered. The duct was found to have a thickness of approximately 500 feet, centered at a height of some 5000 feet, extending from West Africa to the coast of Brazil. Equipment operating at 220 mc. was used during tests to measure signal characteristics as a function of both distance and elevation heights, varying from sea level up through the elevated duct. With a power of only 100 watts, signals were detected all the way from Brazil to a point 1430 miles away.



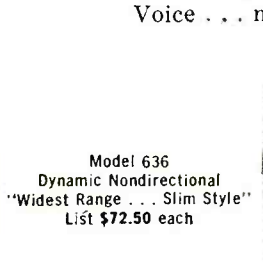
# **E-V** custom matched microphones take guesswork out of stereo recording

*Now everyone can enjoy  
easier, better stereo  
recordings with E-V  
matched microphones...  
at no extra charge*

For living, vibrant stereo reproduction of words and music, dynamically matched microphones are the vital key to fidelity. Electro-Voice custom matching means microphones are specifically engineered to equal each other in frequency response, polar pattern and overall sensitivity. These characteristics take the guesswork out of stereo recording — make microphone placement easier, give more uniform recording quality, offer better stereo separation, create natural sound reproduction, yield professional results and reduce "trial and error" time. Not only are they matched but their smooth response, wide range, high sensitivity, ruggedness and reliability are the same basic features which have made E-V professional microphones the choice of critical recording studios, radio and television networks and leading independent stations. There is no finer choice than Electro-Voice . . . no finer microphone buy for the money.



Model 634  
Dynamic Cardioid  
"Best for Noise Control"  
List \$85.00 each



Model 636  
Dynamic Nondirectional  
"Widest Range . . . Slim Style"  
List \$72.50 each



Model 623  
Dynamic Nondirectional  
"Modern Design . . .  
Budget Priced"  
List \$57.00



Model 630  
Dynamic Nondirectional  
"Rugged . . . Reliable"  
List \$52.50 each



The illustrated  
microphones are  
twin-packed for  
your recording  
convenience . . . at  
no extra charge

**Electro-Voice**®

For complete information write Dept. 40N, Commercial Sound Division  
**ELECTRO-VOICE, INC.** BUCHANAN, MICHIGAN

*better products for better sound*

# GARROWAY'S BACK

...with a buy-the-best, buy-now message  
boosting G-E BLACK-DAYLITE Picture Tubes!

It's safe to count on the big lift popular Dave Garroway will give your business! And smart to plan ahead, in order to squeeze every penny of sales value out of the advertising dollars General Electric is spending. So...make sure that picture-tube and service prospects who see Dave Garroway know you install General Electric tubes!

Identification's easy, with the attractive new displays and other promotions General Electric has for you. They tie in your store or shop with Garroway; they will keep your phone busy with more jobs, tube installations, profits. See your G-E tube distributor! *Distributor Sales, Electronic Components Div., General Electric Co., Owensboro, Ky.*

Install the **PROFIT PAIR**



**SERVICE-  
DESIGNED**

that millions



**On TODAY**  
over NBC-TV starting April 20.  
Week after week 3,800,000  
television set owners from  
coast to coast will learn why  
picture quality starts with  
their serviceman who installs  
General Electric tubes!

*Progress Is Our Most Important Product*

**know by name!**

**GENERAL**  **ELECTRIC**



Here's the super-sensitive Bell Carillon Stereo Tuner to match your Bell Carillon Stereo Amplifier



**CARILLON Model 6060** 2-channel Stereo Amplifier . . . 60 watts power . . . plays stereo tapes, stereo records, stereo FM-AM tuner. The Carillon does everything you want . . . has all the features you need, including built-in pre-amplifiers . . . the perfect match for the Carillon Stereo Tuner.

NOW...RECORD STEREO ON TAPE



**BELL Stereo Tape Transport.** Nine models . . . for stereo playback and recording . . . 2-track and 4-track stereo tapes. Only popular-priced stereo tape transports with such professional features as 3 heavy-duty motors for positive tape control—Auto-Stop Mechanism—electro-dynamic braking. Bell stereo tape transport . . . best way to complete your music system.

For full information about outstanding stereo components by Bell, send coupon below.

**Bell Sound Division**  
Thomson Ramo Wooldridge Inc.

555 Marion Road • Columbus 7, Ohio

Send me descriptive literature and specifications for:

- Carillon Stereo Tuner Model 6070  
 Carillon Stereo Amplifier Model 6060  
 Bell Stereo Tape Transports

NAME \_\_\_\_\_

ADDRESS \_\_\_\_\_

CITY \_\_\_\_\_ ZONE \_\_\_\_\_

STATE \_\_\_\_\_

# Within the Industry

**JAMES D. McLEAN** has joined *General Dynamics Corporation* as president of its *Stromberg-Carlson Division* and senior vice-president of the parent company.

Formerly president of the *Hoffman Laboratories Division* of *Hoffman Electronics Corporation* in Los Angeles, Mr. McLean succeeds Robert C. Tait, president of the subsidiary since 1949. Mr. Tait, a senior vice-president of *General Dynamics* will now be associated with the corporate office and assume new corporate-wide responsibilities.

Mr. McLean is a graduate of MIT and holds a BS and MS in electrical engineering. Prior to his association with *Hoffman*, he was with *Philco Corporation* and *General Electric Company*.



**DR. EDGAR A. SACK, JR.** has been chosen the "Outstanding Young Electrical Engineer" for 1959 by Eta Kappa Nu Association.

He is manager of the dielectric devices section of *Westinghouse Research Laboratories* and heads a team which has been concentrating on special applications of electroluminescence. Dr. Sack graduated from Carnegie Institute of Technology and later received his master's and doctor's degrees from the same institution.

Established in 1936 by Eta Kappa Nu, the award Dr. Sack will receive recognizes young electrical engineers for "meritorious service in the interest of their fellow men." In making their selection, the award jury considers a broad range of qualifications including professional achievement and what the young engineer has accomplished in civic and social leadership.

**DONALD P. ROHRBACH** has been appointed manager of marketing research for *Shure Brothers, Inc.* . . . **SEYMOUR FISHBEIN** is the new general sales manager for *Transistor Specialties, Inc.* He will assume the marketing functions previously directed by **DANIEL J. MIDHEIM**, president of the firm . . . **H. THOMAS HOLLOWELL, JR.**, president of *Standard Pressed Steel Corporation*, has been elected to the board of directors of *International Resistance Company* . . . **J. ALBERT BERTOLACCI** has been promoted to the post of treasurer of *Cornell-Dubilier Electric Corporation*. He has been with the capacitor firm since 1941 . . . *Weller Electric Corporation* of Easton, Pa. has appointed

**LOUIS W. WHITE** to the post of eastern regional sales manager with headquarters in Easton . . . The directors of *Alpha Metals, Inc.* have elected **HAROLD HERTZOG** president of the firm. He was formerly vice-president of the company and has been with the organization since 1945 . . . **C. ROBERT PAULSON** has been named manager of the Professional Audio Products Division of *Ampex Professional Products Company*, replacing **FRANK G. LENNERT** who will remain with the company in an advisory capacity on audio matters . . .

**MYRON S. FRIEDMAN** has been promoted to the post of marketing manager, components division, and vice-president of *Radio Shack Corp.*, Boston electronics parts distributor . . . **WILLIAM S. HEPNER, JR.**, former Commerce Department information specialist and Washington area newspaperman, has been named manager of the Office of Information of the Electronic Industries Association. He succeeds **HERBERT F. HODGE, JR.** who resigned last November after seven years with the Association . . .

**CLIFFORD H. LANE** is the new manager of the Industrial Semiconductor Products Department, *RCA Semiconductor and Materials Division* . . . **HAROLD B. MCKAY**, well-known author and frequent contributor to this publication, died recently at his home in San Francisco at the age of 53. His death was attributed to a heart ailment. He had been associated with *Pacific Telephone & Telegraph Co.* for almost thirty years.

**JUSTIN J. McCARTHY** has been appointed manager of private-brand renewal sales for *Sylvania Electronic Tubes*, succeeding Louis A. Wheelock who is retiring after more than 28 years with the company.



Prior to assuming his new post, Mr. McCarthy was metropolitan district sales manager, renewal sales, for the division. He will move his headquarters from Teterboro, N. J. to the company's sales office at 1740 Broadway in New York. He will be responsible for sales of receiving tubes and cathode-ray tubes to the company's private brand renewal customers throughout the country.

**GENERAL TELEPHONE & ELECTRONICS LABORATORIES INCORPORATED** has completed arrangements to buy land in the Palo Alto, California area as a site for future research facilities for the division and its parent company . . .

ELECTRONICS WORLD



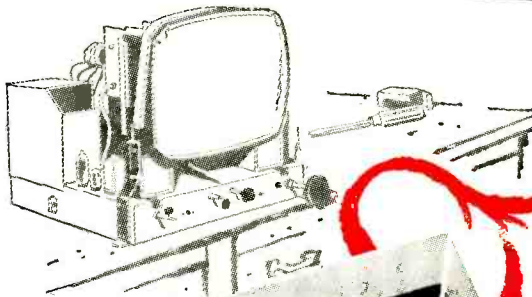
in the sets you  
**SELL...**



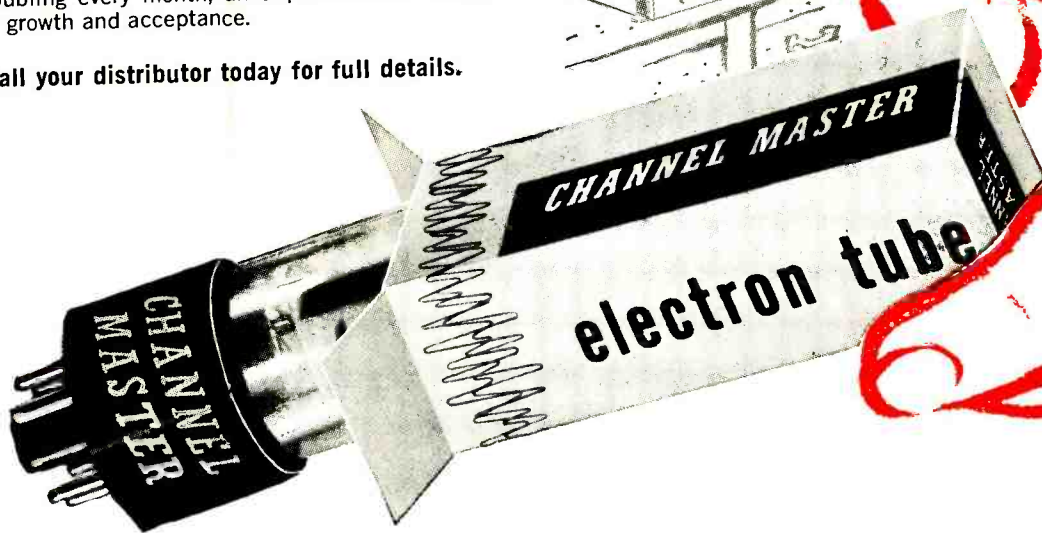
Are you satisfied with your mark-ups on transistor radios? Channel Master dealers work on large margins, even on price leaders. Are you selling the brand that does the big volume? Channel Master radio sales are in the top "Big 3". Are you building customer confidence? Channel Master's spectacular Free Replacement Warranty does just that—and it's the fastest sales-closer you've ever seen.

in the sets you  
**SERVICE...**

... today's fastest-growing favorite in replacement tubes comes in the red, white, and blue Channel Master carton. Each premium-quality tube meets Channel Master's new, higher standards for uniformity, long-life, and performance. Dealers are gladly breaking old habits and making Channel Master their new "first choice" in replacement tubes. That's why Channel Master tube sales are doubling every month, an unprecedented record of growth and acceptance.



Call your distributor today for full details.




**CHANNEL MASTER** **QUALITY**  
**GIVES YOU THE EDGE!**

Copyright 1960 Channel Master Corp.

**CHANNEL MASTER** works wonders in Sight and Sound  
WELLENVILLE, N. Y.

**RESIDENT SCHOOL COURSES  
IN NEW YORK AND LOS ANGELES**



**Industry needs Electronic Technicians!**

**Let RCA  
train you in  
Advanced Electronics**

This is the college-level training you need to work with professional engineers on research, development, or production projects in such fields as: automation, guided missiles, radar, television, computers, and other advanced electronic applications.

RCA Institutes Resident Schools in New York City and Los Angeles offer this comprehensive course that prepares you for any field of electronics you may choose. Other courses in TV and General Electronics, Radio and Television Servicing.

Classes start four times each year. Applications now being accepted.



**RCA INSTITUTES**

**SCHOOLS OF TELEVISION & ELECTRONIC TECHNOLOGY**  
A Service of Radio Corporation of America

® Another Way RCA Serves Education Through Electronics

--Send to the school nearest you!--

**RCA Institutes, Inc., Dept. EWR-40**

**350 West 4th Street  
New York 14, N.Y.**

**Pacific Electric Building,  
Los Angeles 14, Calif.**

Please send me your FREE catalog of Resident School courses.

Name \_\_\_\_\_ (PLEASE PRINT)

Address \_\_\_\_\_

City \_\_\_\_\_ Zone \_\_\_\_\_ State \_\_\_\_\_

Far Home Study Courses See Ad On Opposite Page

**CANNON ELECTRIC COMPANY** of Los Angeles has opened a new factory in Phoenix, Arizona which will be known as the Phoenix Division. The new plant combines all engineering, manufacturing, and testing facilities for three of the company's specialized plug assemblies . . . **RADIO CORPORATION OF AMERICA** has dedicated its new Surface Communications System Laboratory near Tucson, Arizona. The new facility provides modern scientific quarters for military electronic development work . . . **AIRBORNE INSTRUMENTS LABORATORY** has completed its move to new quarters and is officially located at Deer Park, Long Island, New York . . . **THE TRIAD TRANSFORMER CORPORATION**, a division of *Litton Industries*, is breaking ground in Venice, California for a 4000 square foot building to house its growing jobber sales offices. Other additions of approximately 6000 square feet are being built and total new building area will exceed the 10,000 square foot mark.

\* \* \*

**RENE SNEPVANGERS** has been appointed director of engineering for both the Consumer Product Division and the Professional Product Division of *Fairchild Recording Equipment Corp.*

He received his technical and electrical engineering education in Belgium and was research and development engineer in receivers and loudspeakers for *Bell Telephone Manufacturing Company* of Belgium. He was also associated with *Tungsram Electrical Works* in Budapest.



Mr. Snepvangers joined *Fairchild* in 1959 after having been associated with *CBS Laboratories* since 1944. Prior to that he was connected with the *RCA Research Labs* as a project engineer. Since joining *Fairchild* he has been responsible for the company's SM-1 stereo cartridge and the SA-12 stereo arm. He holds over 15 patents, primarily in the pickup field.

\* \* \*

**DR. LAWRENCE W. VON TERSCH**, head of the electrical engineering department at Michigan State University, has been elected president of the National Electronics Conference for 1960.

Serving with him at the Conference, to be held in Chicago October 10-12, are: Joseph J. Gershon of *DeVry Technical Institute*, executive vice-president; James H. Kogen, *GPE Controls, Inc.*, secretary; Dr. Harold E. Ellithorn, University of Notre Dame, treasurer; and Robert J. Parent, University of Wisconsin, assistant treasurer.

The 16th annual meeting, which will be held at the Hotel Sherman in Chicago, is expected to draw over 10,000 registrants.

\* \* \*

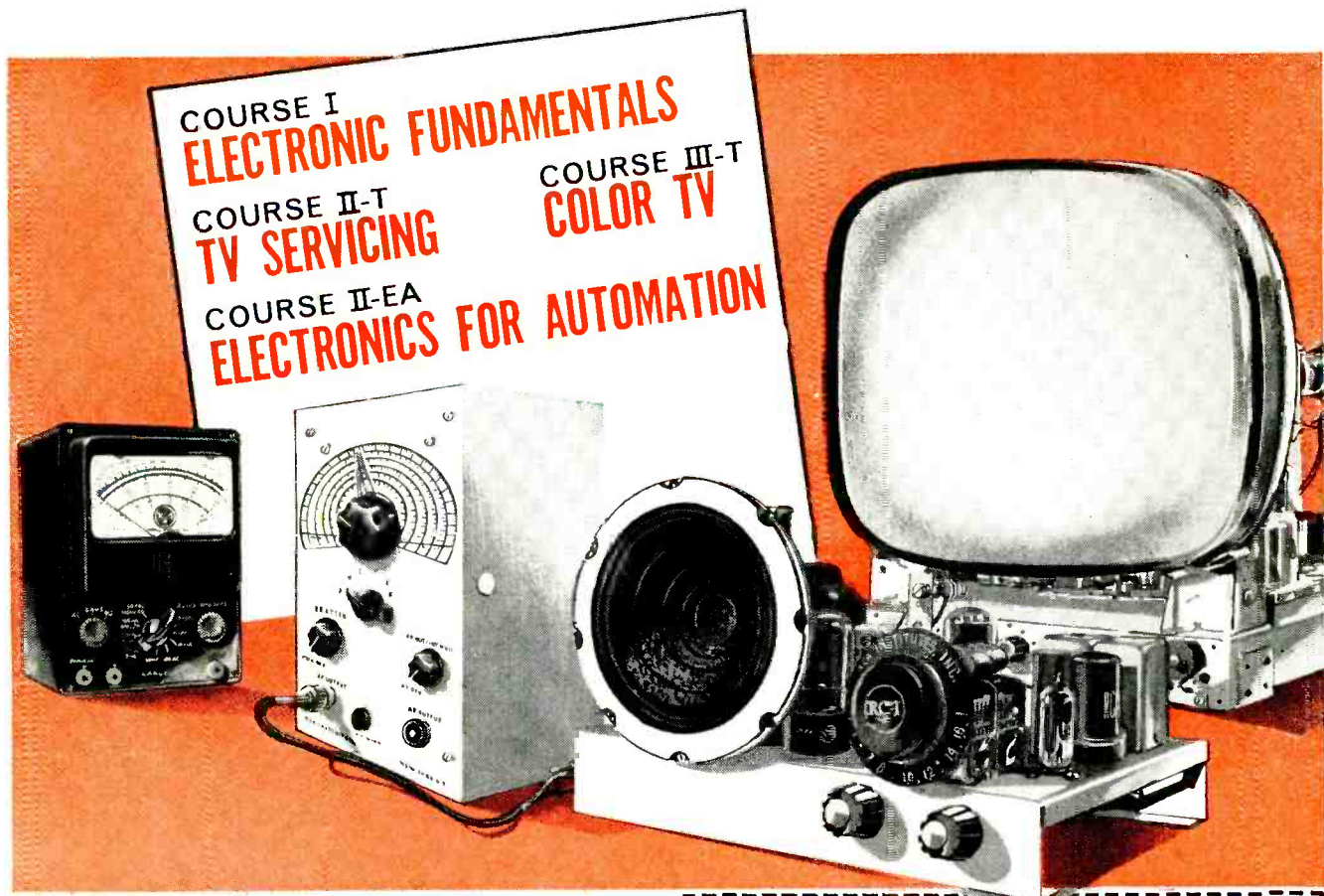
**T. A. M. CRAVEN**, FCC Commissioner, has been named the recipient of the National Association of Broadcasters' second annual Engineering Achievement Award. The award will be presented on April 6th . . . The appointment of **ALFRED C. VIEBRANZ** to the newly created post of vice-president-marketing services has been announced by *Sylvania Electric Products Inc.* He joined the company in 1946 as a sales engineer in the electronics division . . . **MATTHEW L. DEVINE**, partner of *Cresap, McCormick & Paget*, has been elected president of *Amphenol-Borg Electronics Corporation* succeeding **ARTHUR J. SCHMITT**, who will continue as chief executive officer and chairman of the board . . . **FORREST E. BEHM** has been named manager of manufacturing for the Electrical Products Division of *Corning Glass Works*. He joined the firm in 1946 . . . *Telectrosonic Corporation* has named **ROBERT A. DONNER** to the post of sales manager. He joined the firm in January 1959 after serving as general sales manager of *American Audio Corp.* . . . Promotion of **PAUL W. CRAPUCHETTES** to the post of technical director has been announced by the Electron Tube Division of *Litton Industries*. He is also manager of the Magnetron Product Line . . . **ALBERT BRAUN, JR.** is the new manager for television sales for the *Kin-Tel Division* of *Cohu Electronics, Inc.*, San Diego, Calif. . . **W. H. AT-**



# RCA INSTITUTES



# OFFERS YOU THE FINEST OF HOME STUDY TRAINING



**COURSE I  
ELECTRONIC FUNDAMENTALS**

**COURSE II-T  
TV SERVICING**

**COURSE II-EA  
ELECTRONICS FOR AUTOMATION**

**COURSE III-T  
COLOR TV**

The equipment illustrated and text material you get with each course is yours to keep. Practical work with very first lesson. Courses for the beginner and the advanced student. Pay-as-you-learn. You need pay for only one study group at a time.

**RCA INSTITUTES, Inc. Home Study School** Dept. EW-40

A Service of Radio Corporation of America  
350 West Fourth Street, New York 14, N. Y.

Without obligation, send me **FREE 64-page CATALOG** on Home Study Courses. No salesman will call.



**SEND FOR THIS  
FREE BOOK NOW** ▶

For Resident School courses see ad on opposite page

Another way RCA serves education through electronics

Name ..... Age .....  
Please print

Address .....

City ..... Zone ..... State .....


Korean Vets! Enter discharge date .....

**CANADIANS**—Take advantage of these same RCA courses at no additional cost. No postage, no customs, no delay. Send coupon to:

**RCA VICTOR COMPANY, LTD.**  
5001 Cote de Liesse Rd., Montreal 9, Que.

To save time, paste coupon on postcard

economy  
without  
tears...



in a hi-fi turntable

TD-134, \$59.95 net. Optional base, \$6.00

It's the Thorens TD-134—one hi-fi bargain that's really a bargain.

Buy a Thorens TD-134, and you get the matchless Swiss-precision craftsmanship that make the superb Thorens TD-124 turntable the talk of hi-fi circles, here and abroad. Your dealer invites you to examine the mirror-finished, precision machining that contributes so much to the smooth-running, low-rumble characteristics of all TD-series turntables.

You save with an integral, built-in, high-performance tone-arm that has

tracking ability and distortion characteristics to equal those of much more costly separate arms.

Last but not least, TD-134, like all the TD family of fine turntables, is backed by the Thorens one-year guarantee . . . a feature that gives you confidence in your decision to buy any Thorens turntable.

See the TD-134 at your franchised Thorens dealer's today, and, while you're there, get acquainted with all the fabulous TD turntables. You won't regret it.

□ 4

Guaranteed for one full year.

Sold only through carefully selected franchised dealers.



**THORENS**

SWISS MADE PRODUCTS  
HI-FI COMPONENTS • LIGHTERS  
SPRING-POWERED SHAVERS  
MUSIC BOXES  
NEW HYDE PARK, NEW YORK

**KINSON** has been named marketing manager of *International Rectifier Corporation* after holding a similar post with *Texas Instruments, Inc.* . . . **HOWARD M. WINTERSON** has been advanced to the newly established post of vice-president—general services of *Blaw-Knox Company*. He joined the firm in 1953 and was named a vice-president in 1956 . . . **V. T. PACKENHAM** has been appointed advertising manager for *Capitol Radio Engineering Institute*. His duties will include handling all national and local advertising, publicity, and other promotional activities.

\* \* \*

**RICHARD M. BRUMFIELD** has been elected president of the National Association of Relay Manufacturers at its annual meeting held in Miami Beach. He is president of the *Potter & Brumfield Division of American Machine & Foundry Company*. He succeeds John Pheffer, president of *Struthers-Dunn, Inc.* in the post.



Other officers elected to NARM posts are: V. A. Hedlund, general manager of the *RBM Division of Essex Wire Corp.*, vice-president; R. P. McAlister, sales manager of *Leach Relay Company*, secretary; and H. B. Steinback, president of *Magnecraft Electric Company*, treasurer.

Co-founder of *Potter & Brumfield*, Mr. Brumfield has been active in the relay industry for the past 27 years.

\* \* \*

**ARNOLD SUTTA** of *Emerson Radio & Phonograph Corporation* has been elected president of the "P.A.'s" for 1960. The group, which is made up purchasing agents of the radio, television, and electronics industry, also named Edward Kovacs of *Republic Electronic Industries Corporation* as vice-president; Abe Schneiderman of *Olympic Radio & Television Corp.*, treasurer; Jules Londoner, *Emerson Radio & Phonograph Corp.*, recording secretary; and Biagio Trimboli, *Teledrome Manufacturing Corp.*, corresponding sec'y.

The association's Tenth Anniversary celebration is scheduled for May 1st at the Copacabana in New York City.

\* \* \*

**HUGH B. WRIGHT** has been appointed facilities engineer of the Construction and Engineering Division of *Jerrold Electronics Corporation* . . . The appointment of **MARIO A. DeMATTEO** to the post of general sales manager has been announced by *Pyramid Electric Company* . . . **JAMES S. GALBRAITH** has been elected vice-president of *Micro-wave Associates, Inc.* He is manager of the Semiconductor division of the company and is responsible for all semiconductor operations . . . **C. J. ANTONOLI** has been elected vice-president in charge of sales for *Standard Coil Products Co., Inc.* of Chicago. He has been with the firm for ten years. —30—



*Here is the new Standard Coil Tuner Replacement and Repair Program that enables you to offer better service to your customers at greater profit. Now Standard Coil Products provides the tools that will enable you to cash in on the profitable tuner repair and replacement market.*

#### **TUNER REPLACEMENT LISTING IN SAMS PHOTOFAC**

Starting in January, Standard Coil tuner replacement listings will appear in all Sams TV Photofact. Tuner replacement information will be right at your finger tips. Standard Coil is the *only* manufacturer ever to provide this service.

#### **NEW TV TUNER REPLACEMENT GUIDE**

Lists original equipment TV tuners with the Standard Coil equivalent replacement for each. Also includes major mechanical replacement parts for all Standard Coil Tuners—those used in original equipment as well as the universal replacement. Eliminates all guesswork—minimizes your tuner repair and replacement problems.

#### **48 HOUR FACTORY GUARANTEED REPAIR SERVICE**

Standard Coil's special service department set-up assures factory guaranteed repairs—*on a 48 hour in-plant cycle!*

All repaired tuners carry a *six month warranty* on defective workmanship and parts failure (excluding tubes). Gives you more time for additional service calls—promptly returns your customer's set to like new operating condition.

#### **DEFECTIVE TUNER TRADE-IN ALLOWANCE**

Tuners which can *not* be repaired can be traded in against a new replacement tuner which carries a full *twelve month factory guarantee*. See your Standard Coil Distributor for complete details on how trade-ins can increase your tuner sales and profits—create greater customer satisfaction.

#### **JUMP ON THE STANDARD COIL PROFIT WAGON TODAY!**

For additional details, see your authorized Standard Coil Distributor or write to:

# *Standard*

**Coil Products Co., Inc.**

2085 North Hawthorne Avenue, Melrose Park, Illinois

# Now available at electronics parts stores, hi-fi salons, and record shops!



Stereo-Monophonic  
Test Record

Specially packaged  
at only

## \$1.59

(\$1.98 In Canada)

As a man who is seriously interested in hi-fi, you will certainly want to take advantage of this new and important test record, now on sale at electronics parts stores, hi-fi salons, and record shops. It will enable you to know your system inside-out. As a result, your listening enjoyment will be even greater than ever before.

This Stereo-Monophonic Test Record is the *most complete test record* of its kind—containing the widest range of essential check-points ever incorporated into *one* test disc! And, best of all, you need no expensive test equipment when you use this record! Just listen and get the thorough results you want—all checks can be made by ear!

This special test record brings you an extraordinary 2-way value. First, it guides you in evaluating the quality of reproduction your equipment now produces. Second, it specifies the adjustments necessary to get the best recorded sound you have ever heard! This is easily the best value of the year for everyone who owns a hi-fi system—either monophonic or stereo!

## NOW ON SALE EXCLUSIVELY AT ELECTRONICS PARTS STORES, HI-FI SALONS AND RECORD SHOPS!

You can be sure this Stereo-Monophonic test record comes as close to perfection as is humanly possible, because the editors of **ELECTRONICS WORLD**—leading technical magazine in the field of electronics—have poured their accumulated know-how into this record. Purchase your record today! (If you find your dealer does not yet have a supply available, ask him to order them for you.)

**SPECIAL NOTE TO DEALERS:** for information on ordering your supply of records, contact Ziff-Davis Publishing Company, Direct Sales Division, One Park Avenue, New York 16, N. Y.

**Here are some of the questions  
this record will answer for you!**

- ✓ *How good is my stylus? Is it worn? Will it damage my records?*
- ✓ *What about my stereo cartridge? Does it have enough vertical compliance so that it won't ruin my expensive stereo records?*
- ✓ *Is my turntable running at the right speed? Is it free of rumble, wow, and flutter?*
- ✓ *What sort of standing waves do I get in my listening room?*
- ✓ *Are my speakers hooked up correctly? Are they phased properly, and is the correct speaker connected to the right stereo channel?*
- ✓ *How perfectly is my system equalized?*
- ✓ *What about separation? Is it adequate?*

Introduces a new small-size bi-directional  
Ribbon Microphone VM-16, Velocity Type.



# AIWA



MODEL  
**VM-16**

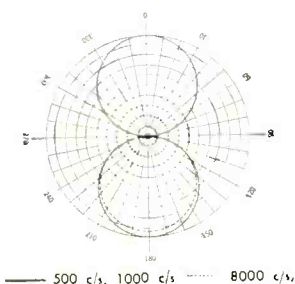
**\$154.95**

#### SPECIFICATION

Frequency Response: 50-15,000 c/s  $\pm 3$  dB  
Output level: - 80 dB (150 ohms/1,000 c/s)  
Impedance: 150 ohms, 250 ohms or 600 ohms

Directional Characteristic: Bi-directional  
S/N 20 dB or below (in parallel field at 1m gauss)

Directional Characteristic



- Superative high quality response characteristics.
- Engineered in collaboration with the Technical Research Laboratory of the Japan Broadcasting Corporation (NHK).
- Outstanding results when used for FM broadcasting and high fidelity recording because of its exacting quality of tone reproduction.
- Because of the above superior characteristics, small size and non reflecting satin-chrome finish is ideally suited for TV broadcasting.

New Study and Economical  
Dynamic Microphone DM-20



MODEL  
**DM-20**

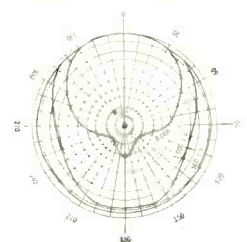
**\$39.50**

#### SPECIFICATION

Frequency Response: 70-10,000 c/s  $\pm 5$  dB  
Output level: - 79 dB (150 ohms, 1000 c/s)  
Impedance: 50 ohms, 150 ohms, 250 ohms, 10 K ohms, and 50 K ohms.

Directional characteristic: Non-directional

Directional characteristic:



- The DM-20 features a strong diecast body formed from exhaustive acoustical research to achieve reproduction of full audio range.
- Introduces a new plastic diaphragm free from mechanical distortion and physical deterioration.
- An exceptional dynamic microphone for studio broadcasting or recording resulting improved clear and lifelike tone quality.
- Broadens the realism of the tone reproduction in tape recording, well above currently used types of microphone.
- Reasonable priced.

## AIWA CO., LTD.

4, Motosakuma-cho, Kanda, Chiyoda-ku, Tokyo, Japan

THE  
INTERNATIONAL



# Traveler



**It's COMPACT!**  
**It's PORTABLE!**  
**It's TRANSISTORIZED!**

A completely new, truly portable, all transistor Transceiver for the Citizens Radio Service. Weighs less than five pounds.

Small but mighty . . . The Traveler packs 12 transistors and a walloping big signal! The perfect communicator in the home, the office, as well as outdoors. Inconspicuous atop the desk. Adjust the special shoulder strap, and it becomes your companion in the field.

Three types of power supplies. (1) Rechargeable battery, complete with charger. (2) Standard dry cell. (3) 115 VAC.

Due to extremely efficient design, the International Traveler provides greater output than any other Citizens transistor transmitter currently on the market.

Special High Frequency transistors are utilized in the transmitter. The receiver's dual conversion superhetrodyne RF circuits use special High Frequency transistors. Provides microvolt sensitivity.

Other features: Noise limiter and squelch, two channel crystal controlled transmitter, two channel crystal controlled receiver.



Your choice . . . Portable case with mobile mounting bracket adjustable shoulder strap, complete with whip antenna and microphone . . . or if you prefer, a beautiful "hand rubbed" wood case\* complete with microphone.

*Available soon at your International dealer or write for details.*

*\*115 VAC only*

**INTERNATIONAL CRYSTAL MFG. CO., INC.**

18 NORTH LEE OKLAHOMA CITY, OKLAHOMA



Over 2 MILLION EICO instruments in use throughout the world. Add 5% in the West.



IF YOU LOVE TO CREATE... BUILD **EICO** KITS

In **STEREO** and

Mono Hi-Fi...  
the experts say  
your Best Buy  
Is EICO



Stereo Amplifier-Preamplifier HF81†



Stereo Preamplifier HF85††



FM Tuner HFT90†  
AM Tuner HFT94†  
FM/AM Tuner HFT92††



100W Stereo Power Amplifier HF89  
70W Stereo Power Amplifier HF87  
28W Stereo Power Amplifier HF85



Stereo Integrated Amplifier AF4††



3-Way Speaker System HFS3  
2-Way Bookshelf Speaker Systems  
HFS5 and HFS1



NEW!  
Stereo Automatic Changer/  
Player 1007



- Exclusive advanced systematized engineering
  - Latest and finest quality parts
  - Exclusive "Beginner-Tested" easy step-by-step instructions
  - Exclusive TRIPLE quality control
  - Exclusive LIFETIME guarantee at nominal cost
- IN STOCK — Compare, then take home any EICO equipment — right "off the shelf" — from 1500 neighborhood EICO dealers throughout the U.S. and Canada.

**HF81 Stereo Amplifier-Preamplifier** selects, amplifies, controls any stereo source & feeds it thru self-contained dual 14W amplifiers to a pair of speakers. Provides 28W monophonically. Ganged level controls, separate balance control, independent bass and treble controls for each channel. Identical Williamson-type, push-pull EL84 power amplifiers. "Excellent" — SATURDAY REVIEW. "Outstanding... extremely versatile." — ELECTRONICS WORLD. Kit \$69.95. Wired \$109.95. Incl. cover.

**HF85 Stereo Preamplifier:** Complete master stereo preamplifier-control unit, self-powered. Distortion borders on unmeasurable. Level, bass, & treble controls independent for each channel or ganged for both channels. Inputs for phono, tape head, mike, AM, FM, & FM-multiplex. One each auxiliary A & B input in each channel. "Extreme flexibility... a bargain." — HI-FI REVIEW. Kit \$39.95. Wired \$64.95. Incl. cover.

**New HF89 100-Watt Stereo Power Amplifier:** Dual 50W highest quality power amplifiers. 200W peak power output. Uses superlative ultra-linear connected output transformers for undistorted response across the entire audio range at full power, assuring utmost clarity on full orchestra & organ. 60 db channel separation. IM distortion 0.5% at 100W; harmonic distortion less than 1% from 20-20,000 cps within 1 db of 100W. Kit \$99.50. Wired \$139.50.

**HF87 70-Watt Stereo Power Amplifier.** Dual 35W power amplifiers identical circuit-wise to the HF89. Distortion only in rating of the output from 20-20,000 cps within 1 db of 70W. Kit \$114.95. Wired \$154.95.

**FM Tuner HFT90:** Prewired, prealigned, temperature-compensated "front end" is drift-free. Prewired exclusive precision eye-tronic® traveling tuning indicator. Sensitivity: 1.5 uv for 20 db quieting; 2.5 uv for 30 db quieting, full limiting from 25 uv. IF bandwidth 260 kc at 6 db points. Both cathode follower & FM-multiplex stereo outputs, prevent obsolescence. Very low distortion. "One of the best buys in high fidelity kits." — AUDIOCRAFT. Kit \$39.95\*. Wired \$65.95\*. Cover \$3.95. \*Less cover, F.E.T. incl.

**AM Tuner HFT94:** Matches HFT 90. Selects "hi-fi" wide (20-9000 cps @ -3 db) or weak-station narrow (20-5000 cps @ -3 db) bandpass. Tuned RF stage for high selectivity & sensitivity. Precision eye-tronic® tuning. "One of the best available." — HI-FI SYSTEMS. Kit \$39.95. Wired \$65.95. Incl. cover & F.E.T.

**New FM/AM Tuner HFT92** combines renowned EICO HFT90 FM Tuner with excellent AM tuning facilities. Kit \$59.95. Wired \$94.95. Incl. cover & F.E.T.

**New AF-4 Economy Stereo Integrated Amplifier** provides clean 4W per channel or 8W total output. Kit \$38.95. Wired \$64.95. Incl. cover & F.E.T.

**HF12 Mono Integrated Amplifier** (not illus.): Complete "front end" facilities & true hi-fi performance. 12W continuous, 25W peak. Kit \$34.95. Wired \$57.95. Incl. cover.

**New HFS3 3-Way Speaker System Semi-Kit** complete with factory-built ¾" veneered plywood (4 sides) cabinet. Bellows-suspension, full-inch excursion 12" woofer (22 cps res.) 8" mid-range speaker with high internal damping cone for smooth response, 3½" cone tweeter, 2¼ cu. ft. ducted-port enclosure. System Q of ½ for smoothest frequency & best transient response. 32-14,000 cps clean, useful response. 16 ohms impedance. HWD: 26½", 13¾", 14¾". Unfinished birch \$72.50. Walnut, mahogany or teak \$87.50.

**New HFS5 2-Way Speaker System Semi-Kit** complete with factory-built ¾" veneered plywood (4 sides) cabinet. Bellows-suspension, ¾" excursion, 8" woofer (45 cps. res.), & 3½" cone tweeter. 1¼ cu. ft. ducted-port enclosure. System Q of ½ for smoothest freq. & best transient resp. 45-14,000 cps clean, useful resp. 16 ohms.

HWD: 24", 12½", 10½". Unfinished birch \$47.50. Walnut, mahogany or teak \$59.50.

**HFS1 Bookshelf Speaker System** complete with factory-built cabinet. Jensen 8" woofer, matching Jensen compression-driver exponential horn tweeter. Smooth clean bass; crisp extended highs. 70-12,000 cps range, 8 ohms. HWD: 23" x 11" x 9". Price \$39.95.

**HFS2 Omni-Directional Speaker System** (not illus.) HWD: 36", 15¼", 11½". "Fine for stereo" — MODERN HI-FI. Completely factory-built. Mahogany or walnut \$139.95. Blond \$144.95.

**New Stereo Automatic Changer/Player:** The first & only LUXURY unit at a popular price! New unique engineering advances no other unit can offer regardless of Price: overall integrated design, published frequency response, stylus pressure precision-adjusted by factory, advanced design cartridge. Compact: 10¾" x 13". Model 1007D: 0.7 mil diamond, 3 mil sapphire dual stylus — \$59.75. Model 1007S: 0.7 mil & 3 mil sapphire — \$49.75. Includes F.E.T.

†Shown in optional Furniture Wood Cabinet WE71: Unfinished Birch, \$9.95; Walnut or Mahogany, \$13.95.

††Shown in optional Furniture Wood Cabinet WE70: Unfinished Birch, \$8.95; Walnut or Mahogany, \$12.50.

EICO, 33-00 N. Blvd., L.I.C. 1, N. Y. EW-4  
Show me how to SAVE 50% on easy-to-build top-quality Hi-Fi. Send FREE catalog, Stereo Hi-Fi Guide plus name of neighborhood EICO dealer.

Name.....  
Address.....  
City..... Zone..... State.....

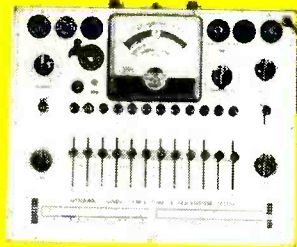
Listen to the EICO Hour, WABC-FM, N.Y., 95.5 MC, Mon. to Fri. 7:15-8 P.M., Sat. 11-12 P.M.

© 1960 by EICO, 33-00 N. Blvd., L. I. C. 1, N. Y.

The specs prove it...your best buy is



**B**  
TV-FM SWEEP GENERATOR  
AND MARKER #368  
KIT \$69.95 WIRED \$119.95




**A**  
DYNAMIC CONDUCTANCE  
TUBE & TRANSISTOR  
TESTER #666  
KIT \$69.95 WIRED \$109.95  
Complete with steel cover & handle

**C**  
RF SIGNAL GENERATOR #324  
KIT \$26.95 WIRED \$39.95



**D**  
PEAK-TO-PEAK  
VTVM #232 &  
UNIPROBE (pat. pend)  
KIT \$29.95  
WIRED \$49.95



**E**  
COLOR & MONOCHROME  
DC TO 5 MC LAB & TV  
5" OSCILLOSCOPE #460  
KIT \$79.95 WIRED \$129.50  
5" PUSH-PULL  
Oscilloscope #425:  
Kit \$44.95 Wired \$79.95

**A** Tests all receiving tubes (picture tubes with adapter), n-p-n and p-n-p transistors. Composite indication of Gm, Gp & peak emission. Simultaneous selection of any one of 4 combinations of 3 plate voltages, 3 screen voltages, 3 ranges of continuously variable grid voltage (with 5% accurate pot.). Sensitive 200 ua meter. 10 six-position lever switches: freepoint connection of each tube pin. 10 pushbuttons: rapid insert of any tube element in leakage test circuit. Direct reading of inter-element leakage in ohms. New gear-driven rollchart. CRA Adapter \$4.50.

**B** Entirely electronic sweep circuit with accurately-biased inductor for excellent linearity. Extremely flat RF output. Exceptional tuning accuracy. Hum and leakage eliminated. 5 fund. sweep ranges: 3-216 mc. Variable marker range: 2-75 mc

in 3 fund. bands, 60-225 mc on harmonic band. 4.5 xtal marker osc., xtal supplied. Ext. marker provision. Attenuators: Marker Size, RF Fine, RF Coarse (4-step decade). Narrow range phasing control for accurate alignment.

**C** 150 kc to 435 mc with ONE generator in 6 fund. bands and 1 harmonic band!  $\pm 1.5\%$  freq. accuracy. Colpitts RF osc. directly plate-modulated by K-follower for improved mod. Variable depth of int. mod. 0-50% by 400 cps Colpitts osc. Variable gain ext. mod. amplifier: only 3.0 v needed for 30% mod. Turret-mounted, slug-tuned coils for 30% accuracy. Fine and Coarse (3-step) RF attenuators. RF output 100,000 uv, AF output to 10 v.

**D** Uni-Probe — exclusive with EICO — only 1 probe performs all functions: half-turn of probe tip selects DC or AC-Ohms. Calibration without re-

moving from cabinet. Measure directly p-p voltage of complex & sine waves: 0-4, 14, 42, 140, 420, 1400, 4200. DC/RMS sine volts: 0-1.5, 5, 15, 50, 150, 500, 1500 (up to 30,000 v. with HVP probe, & 250 mc with PRF probe). Ohms: 0.2 ohms to 1000 megohms.  $4\frac{1}{2}$ " meter, can't-burn-out circuit. 7 non-skip ranges on every function. Zero center.

**E** Features DC amplifiers! Flat from DC to 4.5 mc, usable to 10 mc. Vert. Sens.: 25 mv/in.; input Z 3 megohms; direct-coupled & push-pull throughout. 4-step freq.-compensated attenuator up to 1000:1. Sweep: perfectly linear 10 cps — 100 kc (ext. cap. for range to 1 cps). Pre-set TV V & H positions. Auto sync. lim. & ampl. Direct or cap. coupling; bal. or unbal. inputs; edge-lit engraved lucite screen with dimmer control; plus many more outstanding features.

FREE CATALOG shows you HOW TO SAVE 50% on 65 models of top quality professional test equipment. MAIL COUPON NOW!



New Transistor  
Portable Radio RA-6  
Kit \$29.95  
Wired \$49.95  
Incl. F.E.T.; less 9V batt.  
Prealigned RF, IF  
xfrms; push-pull  
audio; 6" spkr.

\*PAT. PEND.




New Power & Bias  
Supply for  
Transistorized  
Eqt. #1020  
Kit \$19.95  
Wired \$27.95



NEW Tube &  
CRT Fil.  
Tester #612  
Kit \$3.95  
Wired \$5.95  
Fast-checks  
radio/TV tubes,  
pilot lamps, etc.



Series/Parallel  
R-C Combination  
Box #1140  
Kit \$13.95  
Wired \$19.95



Tube Tester #625  
Kit \$34.95  
Wired \$49.95  
• tests 600 mil  
series string type  
tubes  
• illuminated  
roll-chart  
Pix Tube Test  
Adapter \$4.50



6V & 12V Battery  
Eliminator  
& Charger #1050  
Kit \$29.95  
Wired \$38.95  
Extra-filtered for  
transistor equip.  
#1060 Kit \$38.95  
Wired \$47.95




20,000 Ohms/Volt  
V-O-M #565  
Kit \$24.95  
Wired \$29.95  
1000 Ohms/Volt  
V-O-M #536  
Kit \$12.90  
Wired \$14.90



33-00 Northern Blvd. L. I. C. 1, N. Y.

Add 5% in the West. © 1959

TURN PAGE FOR MORE EICO VALUES



R-C Bridge & R-C-L  
Comparator #950B  
Kit \$19.95  
Wired \$29.95  
Reads 0.5 ohms-  
500 megohms,  
10 mmfd-5000 mfd,  
power factor



VTVM Probes  
Peak-to-Peak Kit \$4.95 Wired \$6.95  
RF ..... \$3.75 \$4.95  
High Voltage Probe-1 ..... \$6.95  
High Voltage Probe-2 ..... \$4.95  
Scope Probes  
Demodulator \$3.75 \$5.75  
Direct ..... \$2.75 \$3.95  
Low Capacity \$3.75 \$5.75

EICO  
33-00 Northern Blvd.  
L. I. C. 1, N. Y.

EW-4

Show me HOW TO SAVE 50% on  Test Instruments  
 Hi-Fi  Ham Gear  Send free Stereo Hi-Fi  
Guide.  Send FREE Short Course for Novice License.  
Send me FREE Catalog, name of neighborhood dealer.

Name \_\_\_\_\_  
Address \_\_\_\_\_  
City \_\_\_\_\_

SEE OUR OTHER ADVERTISEMENT ON PAGE 104

Over 2 MILLION EICO instruments in use throughout the world. Add 5% in the West.



**IF YOU LOVE TO CREATE... BUILD EICO KITS**

In **STEREO** and

**Mono Hi-Fi...  
the experts say  
your Best Buy  
is EICO**



**Stereo Amplifier-Preamp HF31†**



**Stereo Preamp HF85††**



**FM Tuner HFT90††  
AM Tuner HFT94††  
FM/AM Tuner HFT92††**



**100W Stereo Power Amplifier HF89  
70W Stereo Power Amplifier HF87  
28W Stereo Power Amplifier HF86**



**Stereo Integrated Amplifier AF4††**



**3-Way Speaker System HFS3  
2-Way Bookshelf Speaker Systems  
HFS5 and HFS1**



**NEW!  
Stereo Automatic Changer/  
Player 1007**



- Exclusive advanced systematized engineering
- Latest and finest quality parts
- Exclusive "Beginner-Tested" easy step-by-step instructions
- Exclusive TRIPLE quality control
- Exclusive LIFETIME guarantee at nominal cost

**IN STOCK** — Compare, then take home any EICO equipment — right "off the shelf" — from 1500 neighborhood EICO dealers throughout the U. S. and Canada.

**HF81 Stereo Amplifier-Preamp** selects, amplifies, controls any stereo source & feeds it thru self-contained dual 14W amplifiers to a pair of speakers. Provides 28W monophonically. Ganged level controls, separate balance control, independent bass and treble controls for each channel. Identical Williamson-type, push-pull EL84 power amplifiers. "Excellent" — SATURDAY REVIEW. "Outstanding... extremely versatile." — ELECTRONICS WORLD. Kit \$69.95. Wired \$109.95. Incl. cover.

**HF85 Stereo Preamp**: Complete master stereo preamp/control unit, self-powered. Distortion borders on unmeasurable. Level, bass, & treble controls independent for each channel or ganged for both channels. Inputs for phono, tape head, mike, AM, FM, & FM-multiplex. One each auxiliary A & B input in each channel. "Extreme flexibility... a bargain." — HI-FI REVIEW. Kit \$39.95. Wired \$64.95. Incl. cover.

**New HF89 100-Watt Stereo Power Amplifier**: Dual 50W highest quality power amplifiers. 200W peak power output. Uses superlative ultra-linear connected output transformers for undistorted response across the entire audio range at full power, assuring utmost clarity on full orchestra & organ. 60 db channel separation. IM distortion 0.5% at 100W, harmonic distortion less than 1% from 20-20,000 cps within 1 db of 100W. Kit \$99.50. Wired \$139.50.

**HF87 70-Watt Stereo Power Amplifier**. Dual 35W power amplifiers identical circuit-wise to the superb HF89, differing only in rating of the output transformers. IM distortion 1% at 70W; harmonic distortion less than 1% from 20-20,000 cps within 1 db of 70W. Kit \$74.95. Wired \$114.95.

**HF86 28-Watt Stereo Power Amp**. Flawless reproduction at modest price. Kit \$43.95. Wired \$74.95.

**FM Tuner HFT90**: Prewired, prealigned, temperature-compensated "front end" is drift-free. Prewired exclusive precision eye-tronic® traveling tuning indicator. Sensitivity: 1.5 uv for 20 db quieting; 2.5 uv for 30 db quieting, full limiting from 25 uv. IF bandwidth 260 kc at 6 db points. Both cathode follower & FM-multiplex stereo outputs, prevent obsolescence. Very low distortion. "One of the best buys in high fidelity kits." — AUDIOCRAFT. Kit \$39.95. Wired \$65.95. Cover \$3.95. \*Less cover, F.E.T. incl.

**AM Tuner HFT94**: Matches HFT 90. Selects "hi-fi" wide (20-9000 cps @ -3 db) or weak-station narrow (20-5000 cps @ -3 db) bandpass. Tuned RF stage for high selectivity & sensitivity. Precision eye-tronic® tuning. "One of the best available." — HI-FI SYSTEMS. Kit \$39.95. Wired \$65.95. Incl. cover & F.E.T.

**New FM/AM Tuner HFT92** combines renowned EICO HFT90 FM Tuner with excellent AM tuning facilities. Kit \$59.95. Wired \$94.95. Incl. cover & F.E.T.

**New AF-4 Economy Stereo Integrated Amplifier** provides clean 4W per channel or 8W total output. Kit \$38.95. Wired \$64.95. Incl. cover & F.E.T.

**HF12 Mono Integrated Amplifier** (not illus.): Complete "front end" facilities & true hi-fi performance. 12W continuous, 25W peak. Kit \$34.95. Wired \$57.95. Incl. cover.

**New HFS3 3-Way Speaker System Semi-Kit** complete with factory-built 3/4" veneered plywood (4 sides) cabinet. Bellows-suspension, full-inch excursion 12" woofer (22 cps res.) 8" mid-range speaker with high internal damping cone for smooth response, 3 1/2" cone tweeter, 2 1/4 cu. ft. ducted-port enclosure. System Q of 1/2 for smoothest frequency & best transient response. 32-14,000 cps clean, useful response. 16 ohms impedance. HWD: 26 1/2", 13 7/8", 14 3/8". Unfinished birch \$72.50. Walnut, mahogany or teak \$87.50.

**New HFS5 2-Way Speaker System Semi-Kit** complete with factory-built 3/4" veneered plywood (4 sides) cabinet. Bellows-suspension, 5/8" excursion, 8" woofer (45 cps. res.) & 3 1/2" cone tweeter. 1 1/4" cu. ft. ducted-port enclosure. System Q of 1/2 for smoothest freq. & best transient resp. 45-14,000 cps clean, useful resp. 16 ohms.

HWD: 24", 12 1/2", 10 1/2". Unfinished birch \$47.50. Walnut, mahogany or teak \$59.50.

**HFS1 Bookshelf Speaker System** complete with factory-built cabinet. Jensen 8" woofer, matching Jensen compression-driver exponential horn tweeter. Smooth clean bass; crisp extended highs. 70-12,000 cps range, 8 ohms. HWD: 23" x 11" x 9". Price \$39.95.

**HFS2 Omni-Directional Speaker System** (not illus.) HWD: 36", 15 1/4", 11 1/2". "Fine for stereo" — MODERN HI-FI. Completely factory-built. Mahogany or walnut \$139.95. Blond \$144.95.

**New Stereo Automatic Changer/Player**: The first & only LUXURY unit at a popular price! New unique engineering advances no other unit can offer regardless of price: overall integrated design, published frequency response, stylus pressure precision-adjusted by factory, advanced design cartridge. Compact: 10 3/4" x 13". Model 1007D: 0.7 mil diamond, 3 mil sapphire dual stylus — \$59.75. Model 1007S: 0.7 mil & 3 mil sapphire — \$49.75. Includes F.E.T.

†Shown in optional Furniture Wood Cabinet WE71: Unfinished Birch, \$9.95; Walnut or Mahogany, \$13.95.

††Shown in optional Furniture Wood Cabinet WE70: Unfinished Birch, \$8.95; Walnut or Mahogany, \$12.50.

EICO, 33-00 N. Blvd., L.I.C. 1, N. Y. EW-4  
Show me how to SAVE 50% on easy-to-build top-quality Hi-Fi. Send FREE catalog, Stereo Hi-Fi Guide plus name of neighborhood EICO dealer.  
Name \_\_\_\_\_  
Address \_\_\_\_\_  
City \_\_\_\_\_ Zone \_\_\_\_\_ State \_\_\_\_\_

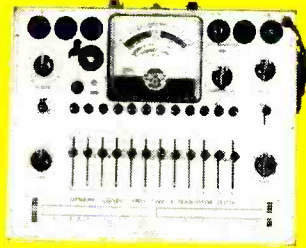
Listen to the EICO Hour, WABC-FM, N.Y. 95.5 MC, Mon. to Fri. 7:15-8 P.M., Sat. 11-12 P.M.

© 1960 by EICO, 33-00 N. Blvd., L. I. C. 1, N. Y.

The specs prove it...your best buy is



**B**  
TV-FM SWEEP GENERATOR  
AND MARKER #368  
KIT \$69.95 WIRED \$119.95




**A**  
DYNAMIC CONDUCTANCE  
TUBE & TRANSISTOR  
TESTER #666  
KIT \$69.95 WIRED \$109.95  
Complete with steel cover & handle

**C**  
RF SIGNAL GENERATOR #324  
KIT \$26.95 WIRED \$39.95



**E**  
COLOR & MONOCHROME  
DC TO 5 MC LAB & TV  
5" OSCILLOSCOPE #460  
KIT \$79.95 WIRED \$129.50  
5" PUSH-PULL  
Oscilloscope #425:  
Kit \$44.95 Wired \$79.95

**D**  
PEAK-TO-PEAK  
VTVM #232 &  
UNIPROBE (pat. pend)  
KIT \$29.95  
WIRED \$49.95



**A** Tests all receiving tubes (picture tubes with adapter), n-p-n and p-n-p transistors. Composite indication of Gm, Gp & peak emission. Simultaneous selection of any one of 4 combinations of 3 plate voltages, 3 screen voltages, 3 ranges of continuously variable grid voltage (with 5% accurate pot.). Sensitive 200 ua meter, 10 six-position lever switches: freepoint connection of each tube pin, 10 pushbuttons: rapid insert of any tube element in leakage test circuit. Direct reading of inter-element leakage in ohms. New gear-driven rollchart. CRA Adapter \$4.50.

**B** Entirely electronic sweep circuit with accurately-biased inductor for excellent linearity. Extremely flat RF output. Exceptional tuning accuracy. Hum and leakage eliminated. 5 fund. sweep ranges: 3-216 mc. Variable marker range: 2-75 mc

in 3 fund. bands, 60-225 mc on harmonic band, 4.5 xtal marker osc., xtal supplied. Ext. marker provision. Attenuators: Marker Size, RF, Fine, RF Coarse (4-step decade). Narrow range phasing control for accurate alignment.

**C** 150 kc to 435 mc with DNE generator in 6 fund. bands and 1 harmonic band!  $\pm 1.5\%$  freq. accuracy. Colpitts RF osc. directly plate-modulated by K-follower for improved mod. Variable depth of int. mod. 0-50% by 400 cps Colpitts osc. Variable gain ext. mod. amplifier: only 3.0 v needed for 30% mod. Turret-mounted, slug-tuned coils for max. accuracy. Fine and Coarse (3-step) RF attenuators. RF output 100,000 uv, AF output to 10 v.

**D** Uni-Probe — exclusive with EICO — only 1 probe performs all functions: half-turn of probe tip selects DC or AC-Ohms. Calibration without re-

moving from cabinet. Measure directly p-p voltage of complex & sine waves: 0-4, 14, 42, 140, 420, 1400, 4200. DC/RMS sine volts: 0-1.5, 5, 15, 50, 150, 500, 1500 (up to 30,000 v. with HVP probe, & 250 mc with PRF probe). Ohms: 0.2 ohms to 1000 megohms.  $4\frac{1}{2}$ " meter, can't-burn-out circuit. 7 non-skip ranges on every function. Zero center.

**E** Features DC amplifiers! Flat from DC to 4.5 mc, usable to 10 mc. Vert. Sens.: 25 mv/in.; input Z 3 megohms; direct-coupled & push-pull throughout. 4-step freq.-compensated attenuator up to 1000:1. Sweep: perfectly linear 10 cps — 100 kc (ext. cap. for range to 1 cps). Pre-set TV V & H positions. Auto sync. lim. & ampl. Direct or cap. coupling: bal. or unbal. inputs; edge-lit engraved lucite screen with dimmer control; plus many more outstanding features.

FREE CATALOG shows you HOW TO SAVE 50% on 65 models of top quality professional test equipment. MAIL COUPON NOW!



New Transistor  
Portable Radio RA-6  
Kit \$29.95  
Wired \$49.95  
Incl. F.E.T.; less 9V batt.  
Prealigned RF, IF  
xfmrs; push-pull  
audio; 6" spkr.

\*PAT. PEND.



NEW Power & Bias  
Supply for  
Transistorized  
Eqt. #1020  
Kit \$19.95  
Wired \$27.95



NEW Tube &  
CRT Fil.  
Tester #612  
Kit \$3.95  
Wired \$5.95  
Fast-checks  
radio/TV tubes,  
pilot lamps, etc.



Series/Parallel  
R-C Combination  
Box #1140  
Kit \$13.95  
Wired \$19.95



Tube Tester #625  
Kit \$34.95  
Wired \$49.95  
• tests 600 mil  
series string type  
tubes  
• illuminated  
roll-chart  
Pix Tube Test  
Adapter.....\$4.50



6V & 12V Battery  
Eliminator  
& Charger #1050  
Kit \$29.95  
Wired \$38.95  
Extra-filtered for  
transistor equip.  
#1060 Kit \$38.95  
Wired \$47.95



20,000 Ohms/Volt  
V-O-M #565  
Kit \$24.95  
Wired \$29.95  
1000 Ohms/Volt  
V-O-M #536  
Kit \$12.90  
Wired \$14.90



33-00 Northern Blvd. L. I. C. 1, N. Y.

Add 5% in the West. © 1959

TURN PAGE FOR MORE EICO VALUES



R-C Bridge & R-C-L  
Comparator #950B  
Kit \$19.95  
Wired \$29.95  
Reads 0.5 ohms-  
500 megohms,  
10 mmfd-5000 mfd,  
power factor



VTVM Probes  
Peak-to-Peak Kit Wired  
RF \$4.95 \$6.95  
High Voltage \$3.75 \$4.95  
Probe-1 \$6.95  
High Voltage  
Probe-2 \$4.95  
Scope Probes  
Demodulator \$3.75 \$5.75  
Direct \$2.75 \$3.95  
Low Capacity \$3.75 \$5.75

EICO  
33-00 Northern Blvd.  
L. I. C. 1, N. Y.

EW-4

Show me HOW TO SAVE 50% on  Test Instruments  
 Hi-Fi  Ham Gear  Send free Stereo Hi-Fi  
Guide.  Send FREE Short Course for Novice License  
Send me FREE Catalog, name of neighborhood dealer.

Name \_\_\_\_\_  
Address \_\_\_\_\_  
City \_\_\_\_\_ Zone \_\_\_\_\_ State \_\_\_\_\_

SEE OUR OTHER ADVERTISEMENT ON PAGE 104

**How one large manufacturer has come to depend on electronics in running his business—and how the important tasks of service and maintenance are met.**

By **E. N. ARNOLD**, Radio & Communications Engineer, The Timken Roller Bearing Co.

*Editor's Note: The increasingly significant role electronics plays in other industries has brought correspondingly significant problems in its wake. Electronic systems must be maintained and repaired. "Out" time is costly. In some establishments, the supplier of the original equipment or other outside agency performs this essential service. However, as in-plant electronics becomes more widespread and complex, the trend to integral, full-time maintenance crews grows. Even where such a service team exists, there are many questions as to how it may be organized to do the best possible job. Answers may vary with requirements, but it is useful to review any successful efforts. Thus we examine a large organization, with many plants, that has done an impressive job in this field.*

**T**ODAY the phrase "industrial communications" is becoming obsolete because it no longer refers simply to the exchange of information. Aside from communications, all industries are making increasing use of electronics in the control of production processes for goods and services through the use of telephone, radio, ultrasonics, intercommunications systems, television—and other electronic tools.

Many large manufacturing firms are improving operating efficiency through electronics. One such is *The Timken Roller Bearing Company* of Canton, Ohio, a world-wide pro-

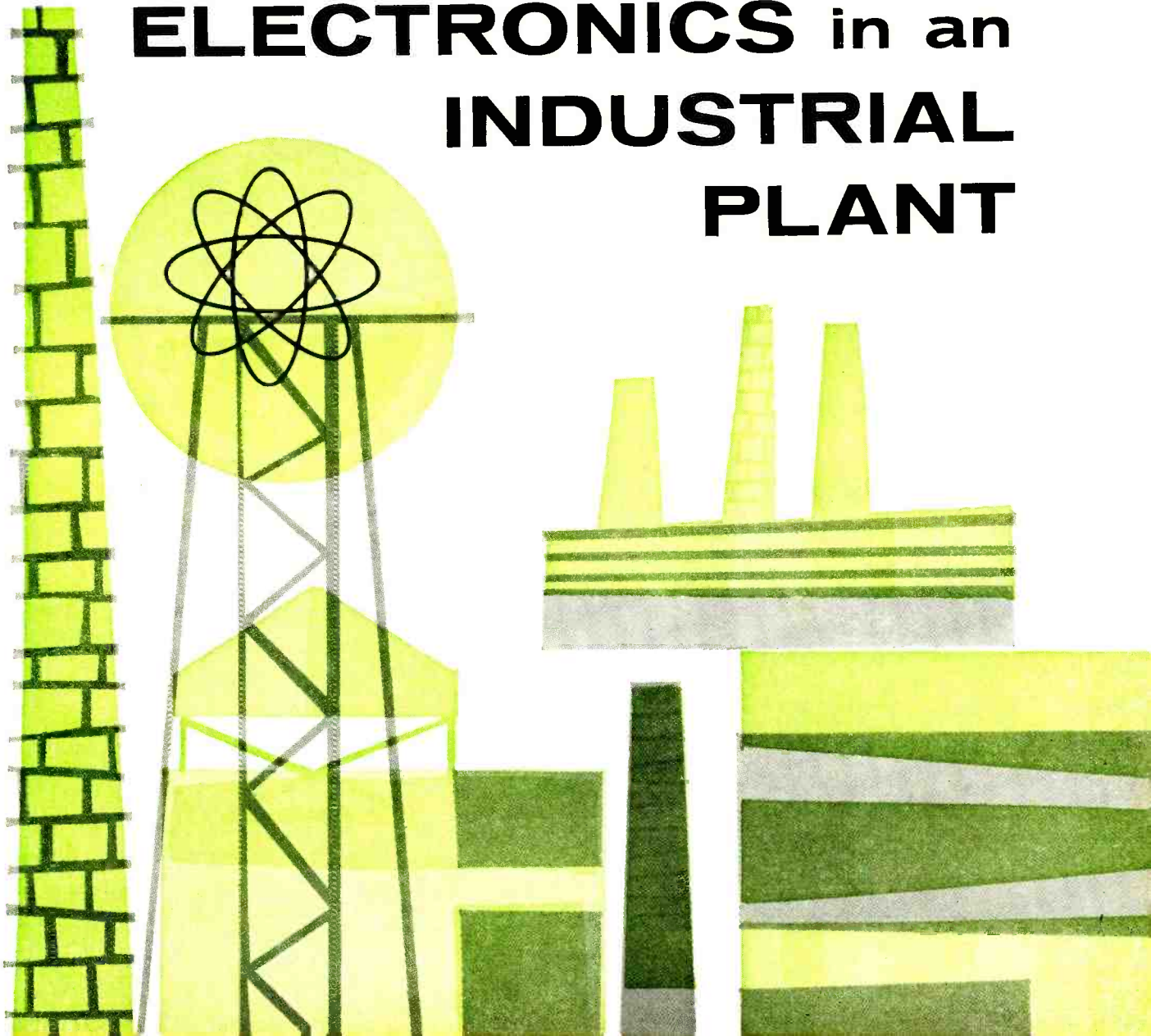
ducer of tapered roller bearings, removable rock bits used in pneumatic drills, and its own alloy steel.

As to communications alone, the size and complexity of this company's operations call for an exceptionally effective program. Plants are located in the United States, Canada, England, France, Australia, South Africa, and Brazil. The largest installations, with which we are concerned here, are located in and near Canton, Ohio.

The Steel and Tube Division's electric-furnace melt shop and much of the equipment for processing the ingots is located at Canton. Adjacent to the steel mill is the main bearing factory, which turns out a large part of the company's annual production of bearings.

Two miles west of this installation is the company's Gambrinus plant, which handles both bearing and steel-processing operations. Although employing fewer people than the two Canton plant operations, Gambrinus covers a larger land area. The steel scrap storage area; laydown yards for finished bars, tubes, and billets; piercing operations;

# **ELECTRONICS in an INDUSTRIAL PLANT**



and heat-treating furnaces are some of the facilities here. The Gambrinus bearing plant itself is primarily involved with screw-machine operations.

### Material Handling

Electronics is particularly important in controlling the handling of materials. Most of the steel for the Canton and Gambrinus operations is moved by straddle carriers equipped with two-way radios. One such carrier can be seen through the dispatcher's window in Fig. 2, carrying an underslung load of steel. The radio units, licensed in the Manufacturers' Radio Service, operate on 153.08 megacycles.

Material movement requests are telephoned to the radio dispatcher (Fig. 2) by various departments. Outgoing material from the respective department is taken to a laydown storage yard and its exact location is recorded by the driver.

When another department is ready for this material, the latter calls the dispatcher by phone, giving him the location of the load and where it is to be delivered. The dispatcher calls a straddle carrier by two-way radio. Upon delivery of the material, the driver reports completion of the assignment to the dispatcher by radio and is given a new assignment.

When the assignment calls for a straddle carrier to move into or out of a building, doors open automatically at the driver's command. Each carrier is equipped with a supersonic whistle and each door with a receiver tuned to the inaudible tone. The driver doesn't have to leave his vehicle.

Using a simple system of written slips and visual boards, the radio dispatcher knows the location of all carriers and the jobs they are on. He controls the radio transmitter with a foot switch, leaving both hands free for recording orders. A "no-hands" tele-

Fig. 1. At each base station we find a main transmitter (right) and an auxiliary (left) in case of emergencies. This guards against "out" time, which is very costly.




Fig. 2. The central material-handling dispatcher, located at the Gambrinus plant, directs the movements for a large fleet of vehicles. He is shown routing a straddle carrier, which is visible through the window of his booth.




Fig. 3. This TV camera remotely observes the interior of a conditioning furnace. It is in a water-cooled case that swivels away for maintenance work.

phone with separate microphone and speaker on the operating console receives incoming telephone calls. A 60-watt base station, located in an adjoining room, is remote-controlled by the dispatcher.

Obviously, failure of the dispatcher's radio, even for half an hour, would have a disastrous effect on production schedules. To counteract this, an auxiliary base station (Fig. 1) is located next to the regular transmitter. In the event of failure, the dispatcher throws a switch putting on the auxiliary and continues his work. A radio technician, who is on 24-hour call, is notified and steps are taken to put the main transmitter back on the air as soon as possible.

In the event of power failure at the base station, an auxiliary, gasoline-driven generator automatically takes over. Since the supply voltage in an industrial plant often varies over wide ranges, depending on the work load, an electronic voltage regulator provides the radio equipment with constant voltage, irrespective of supply-line variations.

Two counters and a running-time meter automatically record the number of incoming radio calls, the number of transmissions, and the actual on-the-air times of the base-station transmitter. During peak load periods, three or more transmissions are sometimes

made in a minute. Nevertheless, the use of codes to designate locations has succeeded in reducing actual air time to an average of about two hours for each 24-hour period.

In addition to the straddle carriers, the dispatcher also controls the movements of three locomotive cranes, numerous lift trucks, service vehicles, and supervisory personnel in radio-equipped vehicles.

Two-way radio contact with mobile units provides quick availability of material stored in outdoor laydown yards. This, in turn, frees valuable and expensive indoor storage space near the production machines which can then be used for production purposes.

All scrap iron and ores used to feed the electric furnaces in the melt shop are stored at the Gambrinus plant and are transported to the melt shop by the company's own railroad system. Each of the diesel locomotives is equipped with radio.

When radio was first installed on the locomotives, the operators complained of the constant chatter of the straddle-carrier operations and frequently turned the volume down or turned the set off. As a result, they sometimes missed calls.

To remedy this situation, the remote-control unit located at the railroad yard office now keys a tone. A decoder

on the locomotive radio then closes the audio circuit of the receiver and the message is received, but other messages are not heard. The receiver automatically mutes itself after each transmission by the engineer or, if desired, it can be muted manually. Each locomotive transmitter also keys a tone so that all railroad messages are heard by the other locomotives.

Each diesel locomotive is also equipped with a Citizens Band transmitter operating on 27.255 mc. This limited-range transmitter is used to operate crossing lights within the plant area. With this system, switch engines can work up to the crossing and then turn on the warning lights just as they intend to cross over. This eliminates traffic bottlenecks within the plant area and the need for watchmen at the crossings.

### Traffic and Services Control

The *Timken Company* employs a second radio system for the Traffic and Plant-Protection Departments. The Traffic Department, which is primarily concerned with the shipping and handling of material among the five plant cities in Ohio, operates on a frequency of 151.925 megacycles in the Business-Radio Service. This department has control of the company's highway trucks and provides such vital plant services as waste removal, mail and messenger service, and personnel transportation.

Due to the distances involved between plant cities, a 600-watt input



Fig. 4. The Traffic Department dispatcher is radioing instructions to one of the company's highway trucks. He operates one of two base stations.

transmitter is used at the main plant in Canton, Ohio. The one-hundred-and-twenty-watt transmitters are installed at Columbus, Ohio (125 miles from Canton); Bucyrus, Ohio (90 miles distant); and Wooster, Ohio (35 miles from Canton). Radio contact is maintained with the highway trucks between plants. Seldom is a truck out of range of at least one of the base stations.

The obvious benefit is efficient direction of these vehicles. After a truck has left a plant location, it can be re-routed

to meet any emergency. Road conditions are carefully watched and, since several alternate routes between plants are available, a tie-up on one route can be reported so that other units can be re-routed.

Basically the physical layout of equipment is similar to the Material Handling Radio System, with auxiliary standby base station and emergency gasoline-driven generator in case of power failure. An electronic voltage regulator is also employed on this system.

Normal operations during the working day are handled by a dispatcher (Fig. 4) located in the Traffic Department's garage. A remote-control unit is also located at the plant-protection headquarters, where a man is on duty 24 hours a day, seven days a week. A radio-equipped fire truck (Fig. 5) and ambulance, and several plant-protection cars are handled from this point, as well as night-time traffic from highway trucks.

All control points of both systems and the radio repair shop are equipped with Conelrad receivers. Personnel are briefed on procedures to follow in case of an alert.

### End to Hand Signals

Another communication problem which the company has solved through the use of electronics is one involving overhead crane operations in the steel mill. The old methods of contacting crane operators by means of hand signals and whistles has been made obso-



Fig. 5. This is a radio-linked fire truck. Other such vehicles include an ambulance, plant protection patrols, messengers, and mobile service trucks.

lete, oddly enough, as the result of air-conditioning.

Formerly the crane cabs were open affairs exposed to the heat and fumes of steel-making operations. When these cabs were enclosed and air-conditioned for operators' comfort, it became difficult to communicate by the old methods.

Carrier-current radio or wired radio was the answer to this problem. Operating in the l.f. band of 61 to 190 kc., signals are imposed on the 250-volt direct-current lines supplying power to

the cranes and follow the lines with very little radiation.

Floor units installed at strategic locations provide for quick instructions to the overhead crane operators. Some 45 of these units, operating on six different frequencies to avoid confusion, are in use (Fig. 6). Here again, the technicians provide round-the-clock service when necessary.

### TV Tends Furnaces

A dramatic use of electronics is the closed-circuit TV system that guards the tube-mill conditioning furnaces. Five individual closed-circuit systems are employed in the Canton and Gambinus tube mills. A camera mounted in a water-cooled case with a water-cooled lens system (Fig. 3) gives a view of the 1600-degree F interiors of tube-conditioning furnaces. This picture is



Fig. 6. A floor man guides the operator of the cab in an overhead crane in the steel mill through carrier-current radio. Hand signals are taboo.

transmitted by coaxial cable to the control-pulpit operator more than a hundred yards away.

Any pile-up of tubes rolling into the charging end of the furnace or any misalignment could result in extensive damage to the furnace structure if not observed in time. With the TV camera showing the positions of tubes inside the furnace, the operator can quickly stop the movement of the tubes and have the pile-up or the cocked tube corrected.

In another furnace used to cool tubes at a controlled rate after finishing operations, a TV camera is used to position the tubes as they roll into the furnace so that even stacks of four can be advanced through the furnace.

The same control-room operator watches both furnaces at once (Fig. 8) by means of two TV monitors. Since the control pulpits are small and compact, it became necessary for the technicians to devise their own monitors. Most commercially available units have 10- to 21-inch screens with cabinets exceeding the size of home TV sets.

Small home-type eight-inch TV receivers of the portable type were modified by removal of the r.f., i.f., and sound channels, making them strictly

video monitors. Two of these units fit side by side on the control-pulpit operating desk. Since the screens are only about four feet from the operator, the picture is easy to view.

In addition, another TV camera in the Canton plant watches the loading of a car-type furnace, with the monitor several hundred feet away in the control pulpit at the discharge end on the opposite side of the furnace.

The cameras used are of the image-dissector type, employing cold cathodes. These tubes happen to be very sensitive in the infrared region, making them ideal for observing furnace operations.

#### Intercom and P. A. Systems

Another important system of communications at the company involves industrial-type, high-power intercom

up of material unless the flow can be stopped. A quick call up the line can hold material until repairs are made. This is extremely important in handling hot steel, where the temperature for various operations must be maintained.

Millwrights can be called quickly in the event of a breakdown and can be informed as to the nature of the break. This allows the millwright or electrician to bring the proper tools on his first trip. Supervisory personnel can also be located quickly by calling various stations on the system.

Intercom systems are also employed within an office or department. These systems can be adequately handled by small seven-station, selective-call, common-talk circuits. The phones are of the miniature, handset type, with station selection accomplished by a se-

fire (or accidental sprinkler operation).

Fire-alarm boxes throughout the plant send a coded location report, when pulled, direct to the city fire department headquarters and at the same time give the alarm at the company operator's desk. In case of fire, a company police officer and company firemen are able to have plant gates opened and clear for fire-fighting equipment enroute to the plant.

#### The Maintenance Crew

Responsibility for the continuous operation of company communications and electronics equipment is in the hands of a well-trained maintenance crew. A well-equipped maintenance shop, located at the Gambrinus plant (Fig. 7), is staffed with four experienced technicians. These men, primary-



Fig. 7. This is just one corner of the electronic maintenance shop. A closed-circuit TV camera is being repaired. Equipment includes scopes, modulation monitors, deviation meters, frequency meters, wattmeters, and a WWV receiver.



Fig. 8. An operator in a control pulpit, who makes certain that steel tubes are in the right position, observes the course of this steel on two separate monitor TV sets. He keeps an eye on two conditioning furnaces at the same time.

systems, which link steel and tube mill operations. One such system extends for five city blocks and interlinks operations from the soaking pits and the 35-inch rolling mill to the 10-inch mill and wire mill. The soaking pits are actually installations for re-heating the cooled-off ingots sufficiently so that they can be rolled.

Twelve stations, in all, are located at vital operations centers along the length of the steel mill, saving both time and walking. Each station consists of a master amplifier, a station-selector panel, a microphone, and a loudspeaker.

The selector panel places power on the amplifier and at the same time ties its output to the loudspeaker at the desired location. A ceramic microphone in the selector panel or, in some cases, mounted separately is used to pick up the message. Ceramic mikes are used due to the heat and high humidity conditions encountered in steel-mill operations. Up to six conversations can be in progress at any one time.

Many benefits are obtained from this type of communications. A breakdown in mill operations can result in a pile-

ries of push-button selector switches.

Many times outside calls request information on products or shipping dates. To avoid delay and the rudeness of a dead phone while information is located, a quick call on the intercom to a records clerk or other source of information results in a rapid answer to the customer. These phones serve many areas where it is impractical or unnecessary to use the standard phone system hookup.

#### Plant Protection

A system similar to the police and fire-protection circuits used by large cities covers all buildings of the Canton and Gambrinus plants. Call boxes located throughout the plant must be tripped by the plant police on their rounds. A coded impulse is then sent to the headquarters building showing the exact location of the box pulled. Voice communications with the officer is made by a phone circuit.

Automatic boxes on the water-supply system feeding all automatic sprinklers trip if there is a flow of water from any sprinkler. Here again a coded signal is used to show the exact location of the

ly radio technicians, each holds an FCC license (radiotelephone 2nd class or higher). As might be expected, their hobbies also include amateur radio.

The author, who heads this service group, has a background of some 25 years in radio. He spent five years in naval communications during World War II and was employed as radioman for Goodyear Aircraft's airship (blimp) operations before joining the Timken Company.

Floyd Leslie, Frank Dearman, and Floyd Baxter are veterans of military service. Leslie and Baxter were in communications and Dearman was in the Quartermaster Corps. All were employed in electronics before transferring to this communications service group.

A radio-equipped electronic maintenance truck, with a compartmented body for parts storage, is used to answer calls for service anywhere within the plant area.

Actually, very little repair work on electronic equipment is attempted in the field. Spare units are on hand for practically all types of equipment used  
(Continued on page 130)



# Molecular Electronics

**New concept promises thousand-fold size reduction of circuits and added reliability with solid-state material acting as complete circuits without separate components.**

**T**HE Air Force and *Westinghouse Electric Corp.* recently demonstrated how the startling new concept of molecular electronics may revolutionize the electronics industry and extend man's reach into space. A variety of sub-systems were demonstrated which were said to be vastly more reliable and as much as a thousand times smaller than even presently used transistorized equipment. New systems, employing these concepts, could be operational in missiles or satellites in three to four years to perform such functions as telemetering light intensity or radiation levels back to earth, and providing infrared detection and reconnaissance information, flight guidance, and communications. Present plans call for the development of a completely "molecularized" radio receiver for the Air Force in perhaps one year's time.

To show the feasibility of a molecular electronic amplifier sub-system, Dr. S. W. Herwald, *Westinghouse* vice-president in charge of research, demonstrated an audio amplifier used in a phonograph in which the preamplifier was the size of a match head and the 5-watt power amplifier, contained within

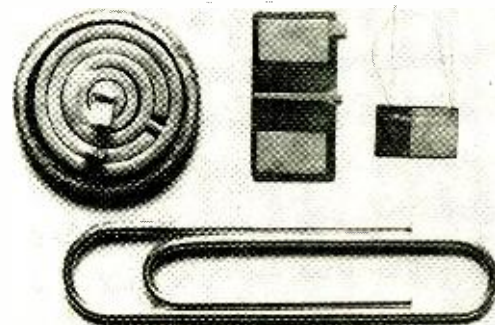
a heat sink, was smaller than a dime.

This new technique uses a different concept than is employed in micro-miniaturization. In the latter case, the designer usually starts with a conventional circuit and then tries to make all the components used in that circuit just as small and as compact as possible. In the case of molecular electronics, the attempt is made to design all the requirements right into the material itself. For example, assume that an amplifier stage is needed. The scientists fabricate a bit of material to which four leads may be attached: two of these apply the signal to be amplified to the material, and the other two take out the amplified version of the signal. The complete amplifying function is performed by a single piece of semiconductor material such as silicon or germanium. By such techniques as plating, etching, and alloying, the structure of the tiny solid piece is arranged to perform the same functions that now require many individual components which have to be soldered together.

The Air Research and Development Command awarded the company a \$2-



Molecular electronic phono system. Preamp is tiny unit in engineer's right hand, and 5-watt 0-20,000 cps power amplifier to drive speaker is in small black box in left hand.

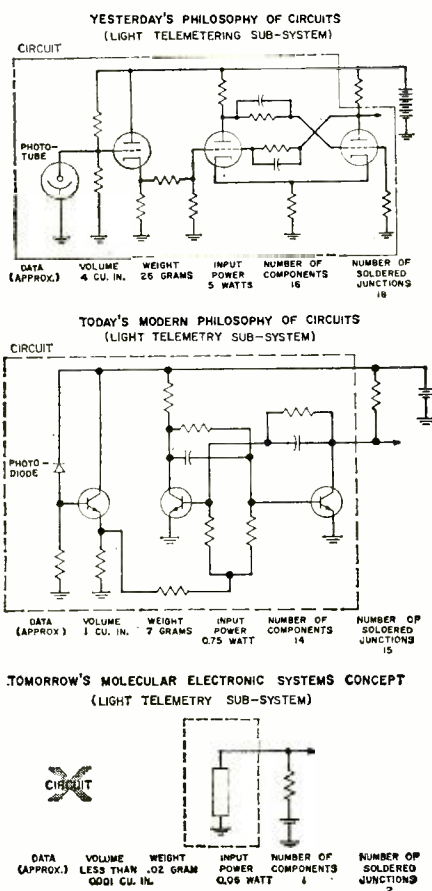


Three molecular electronic sub-systems. Device with concentric arcs is audio amplifier, at center is free-running multivibrator, and at the right is a two-stage video amplifier.



Tiny light-sensitive telemetry sub-system in which a single light-responsive element delivers an output signal whose frequency changes when the light shining on the element changes. Unit is plugged into tube socket at left, and is powered by the batteries shown. For demonstration purposes the output of the sub-system is connected to a small earphone. When employed in a telemetry system, the output might be used to modulate a subcarrier oscillator. This, in turn, is connected to a transmitter that radiates the telemetry signal to a distant receiver that detects the intelligence.

Circuits required for telemetry sub-systems. ▶



million contract last spring that made possible the rapid development of the sub-systems demonstrated. These included an audio preamplifier, audio power amplifier, 40-watt d.c. amplifier, video amplifier, tuned amplifier, bistable and monostable multivibrators, and logic switches. The drastic reduction in size, weight, and power would allow space vehicles to perform a greater number and wider range of functions.

A new basic knowledge of semiconductor materials was required to produce the devices shown. This knowledge permitted a new technique to be used in growing semiconductor crystals. The new technique, a radical departure from existing methods, grows the crystals in the form of long, thin, near-perfect ribbons, or "dendritic strips." The dendrites can be incorporated into finished semiconductor devices without the need for intermediate material processing of any kind.

"Eventually," Dr. Herwald said, "we believe it will even be possible to automatically and continuously produce actual electronic equipment, such as radio receivers and amplifiers, starting from a pool of molten semiconductor materials."

# ELECTRONICS 20 YEARS AGO

**Our field has undergone an incredible amount of change during the last two decades—or has it?**

**L**AST WEEK our six-year-old son asked, over the blasting of the TV set, "Daddy, what programs did you watch on television when you were a little boy?" We settled down to a father-son talk, at which we are not very good. This was going to be tougher than the feature question of the week before, "Can Superman cross his eyes?" How can you get across the idea that there was a time when nobody had even heard of TV?

Yet there was such a time, and a time when no one had heard of radar, or guided missiles, or computers, or transistors, and that time seems as though it had only just passed us. What would happen if we were to reach back, say, twenty years to see how things have changed since then? It isn't an unreasonable jump. Everybody had a radio. Electronics, though still young, was well on its way. World War II had begun, but we were not yet in it. And many of the electronic miracles we now take for granted must surely have been beyond speculation, let alone reality, at

that time. So we began to thumb through our 1940 file of RADIO NEWS (which was our name then).

## Tubes, Then and Now

You know you have taken a long step back as soon as you look at the first 1940 schematic, which happens to be that of an audio amplifier. A pair of 2A3's are used in the push-pull output stage, and the "B+" rectifier is a type 80. However, this doesn't seem to be typical. In a handful of similar circuits, the 6V6 is used in the output, and the rectifier is a 5Y3 or 5U4. Those three types are still going strong. In addition to the wealth of octals, the locals were quite popular. They're less common today, but they are not completely extinct.

You can find many grid-cap tubes in use today in older equipment, so there is nothing startling in finding the 6A7, 6K7, and others of their ilk, abounding twenty years ago. By that time, however, such types were already giving way to similar ones except that, in-

stead of using caps, grid connections were made at the base. These included the 6SK7, 6SA7, 6SQ7, etc. Well! They're not so new; you can find some of those in television sets. Of course, they were more likely to come in metal rather than glass shells, and the proportion is reversed today, but the difference is only one of degree.

How about the all-glass miniatures? They were not only in use, but we find RCA announcing a new line-up of 1.4-volt "minnies" for use in small, portable receivers. These included the 1R5, 1S4, 1S5, and 1T4. We just don't know what to say to that.

## Where Was Audio?

Very early in 1940—in the January issue, as a matter of fact—we have evidence of a preoccupation with audio quality: the RADIO NEWS Full-Range Amplifier made its bow. It was designed to deliver 15 watts "undistorted, or as close to that state as the art would permit." A proudly included response curve shows it to have been




Fig. 2. This Superior v.t.v.m. stood 13½ inches high on the service bench.




Fig. 3. "The console," meant a radio in 1940, like this Meissner, not a TV.

◀ Fig. 1. In 1940, this radio was considered unusual because it could be built small enough for mounting on a bicycle.

flat from 20 to 15,000 cycles. There is little in the circuit design that is startling in the light of modern practice. The 6A3 tubes used in the push-pull output are not the kind you still run into, but the fixed-bias supply developed by a separate rectifier is not startling. It wasn't then, either.

There is a glow of satisfaction with present achievement when we look back at a "new long-life phonograph needle capable of 1000 playings" (not, of course, on long-playing records). In addition to osmium, the precious-metals tip also had some ruthenium, iridium, and rhodium. Who says we haven't progressed?

Fewer people were insistent on extreme high fidelity in their loudspeaker systems a couple of decades ago as compared to the number so concerned today. However, if you wanted the best then available, you could get something that would still be impressive. "Reproducers incorporating two or more speakers for the most critical listener" were widely available. You could have your 12- or 15-inch woofer, if you wanted it. The enclosure would most likely be an infinite baffle or a bass-reflex box, which was then very much on the rise. Horns were not a very big thing yet on the low-frequency end of the spectrum, but most popular tweeters or mid-range-and-tweeter combinations were built around the horn principle. You let your horn sit out in the open on top of the woofer box. Things are much different now, of course—today you build up the sides of the woofer cabinet so that it encloses and hides the horn.

Yet you didn't have a proliferation of baffles, buffles, and other variations of existing designs; you didn't play with the configuration of the port, which was a straightforward rectangle; and you didn't have the array of truly astonishing small systems that could put out bass twice their own size.

Some people had their own home-recording systems, even then, but these were simple disc-cutting affairs. Not that magnetic recording was unheard of. Far from it, magnetic recorders (using wire instead of tape) were definitely available, but most home units were of the disc variety for the sake of superior quality, and generally ran at 78 rpm—but not exclusively. "The Fundamentals of Recording" (February, 1940) notes that "some home recorders include that speed (78 rpm) with an alternate choice of 33½ rpm." And, if you wanted to invest in the best, you could buy a cutting head that was "substantially flat within 3 db from 50 to 9000 cycles." However, it was recommended that you drive it from an amplifier that employed "stabilized feedback in the output stage."

Well, maybe they did have wide-range amplifiers and speakers, and maybe they did occasionally use the slower disc speed, non-commercially, but what good was it all? The response on records was still limited, and how much frequency range could you get out of an AM broadcast? Not much,

but you could really make out with one of the new "frequency-modulation receptors." They offered a "tone unequalled in radio history—up to 15,000 cycles on direct studio broadcasts." In fact, the *Meissner* console shown in Fig. 3 was one of these new-fangled FM units, which used the old FM band. The units of that day generally tuned from 42 to 50 mc. And maybe they weren't so new-fangled, at that. An article describing a new unit footnotes, "Strictly speaking, FM is not new," and offers some then aging references to prove it.

In 1940, everything had to be made smaller. That relentless year will not even spare us the novelty of miniaturization. A compact, lightweight receiver (Fig. 1) was so cut down in size that it could conveniently be mounted on a bicycle. So what if you had to use headphones instead of a speaker? However, this was soon outdone by another project for the home constructor, a receiver that could be built into an old camera case (Fig. 5). While the well-dressed user is shown wearing headphones, this was strictly an option for private listening. The case of this two-tube superregenerative set also included a 3-inch speaker.

Later that year, manufacturers were marketing camera-type, personal portables using the 1.4-volt tubes in full superhet designs. *Sonora* offered one that was no more than 8½ inches high and 5 inches wide.

#### Diversification

Electronics had already moved past the point where it was confined to entertainment, or even communications. A complete marine receiver was described in June, two decades ago. An aviation altimeter covered in February used r.f.—in the microwave range—to bounce echoes off the ground for accurate altitude readings. In fact, the "Installation and Maintenance of Air-




Fig. 5. A "midget" radio was one small enough to fit a (large) camera case.

craft Radio Equipment" was big enough to warrant a series rather than a single article "way back then."

Careers in the rapidly growing field were being pushed. John F. Rider, then a regular columnist in *RADIO NEWS*, predicted that one good thing the war was likely to bring was an enormous impetus toward growth in the field. Another article was pushing the idea  
(Continued on page 126)

Fig. 4. Oscilloscopes for the shop were around in those days, although not common. Here is how one of them looked.



# Multiplexing Music With One Recorder

By ROBERT H. SHAW

**Simple modification of tape recorder allows one to sing a duet, trio, or accompany oneself with 2-3 instruments.**

**N**OW you can sing a duet, trio, or perhaps accompany yourself with as many as three other instruments. Here's how your present recorder can be adapted to make "multiplexed" recordings at relatively low cost. If your machine already has provision for stereo playback, half the battle is over. The method to be described solves the problem of maintaining "balance" between the different parts and of timing.

With a little experience in level setting, you will be able to turn out quality multiple recordings that will delight you and your friends.

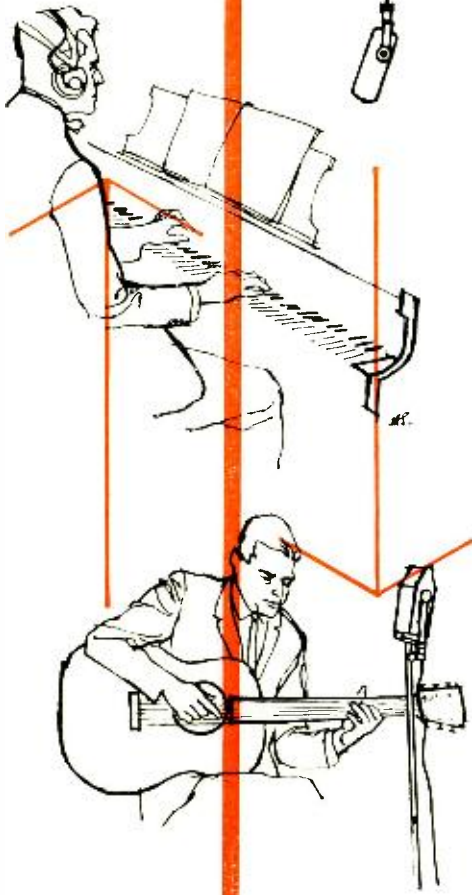
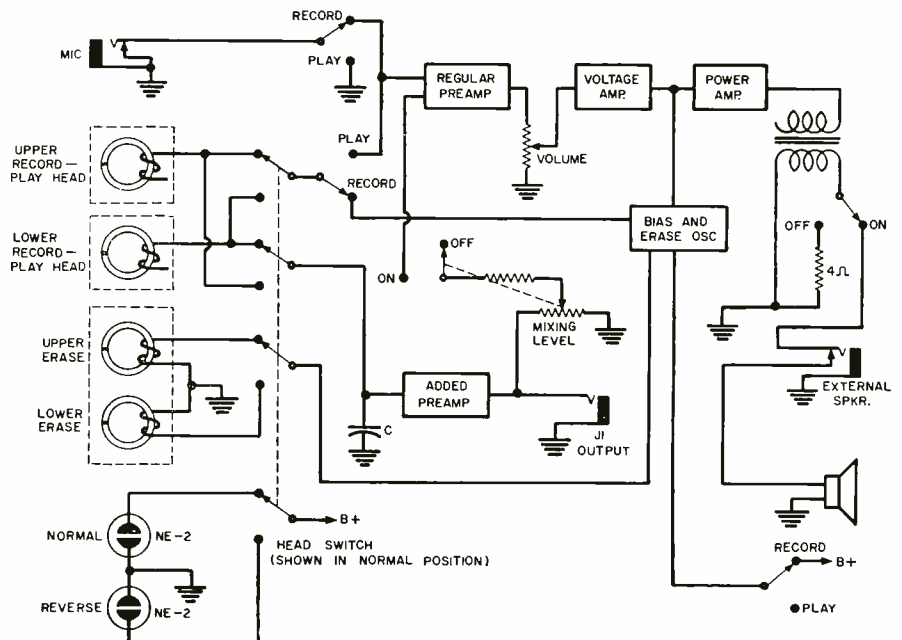
## How It Works

Here, briefly, is how the idea works: Referring to Fig. 1, we divide the tape into two parts—upper and lower tracks—as is done in regular stereo recordings. Then, using the "Head Switch," we alternate the recording head from upper to lower track at the same time the playback head is switched. After recording the first part on the upper track, we switch heads so that the upper track is now played back and, by means of a "Mixing Level" control, it is added to the lower track at the same

time as you add the second part. The heads are alternated again and the procedure repeated until the desired number of parts are recorded. By listening through headphones plugged into the "External Speaker" jack, you can tell quite accurately if you are recording the second part too loud or too soft and can regulate yourself accordingly.

Excellent results were obtained with three-part recordings, but four or five parts cut down the quality of the first part. The recorder the author modified was a *Voice of Music* Model 710. This unit had no provision for stereo playback so the preamp circuits of Fig. 2 and two new stereo record-playback heads were added. This is similar to the circuit used in the regular stereo playback system of the VM 711, with modifications to compensate for shunt capacitance across the input. The stereo record-playback heads used were Type B, manufactured by *Michigan Magnetics Inc.* of Vermontville, Michigan. The erase heads were Type SSB from the same company. These were physically interchangeable with the original VM heads without any alterations in mounting.

Fig. 1. Block diagram of the modified tape recorder employed by the author.



If your recorder has provision for stereo playback then you will only have to add the extra erase head for the lower channel, the head switch, and the mixing level control. It will also be necessary to add sufficient capacity across your stereo preamp input to keep the bias oscillator from saturating it while recording. The coupling between the oscillator and preamp takes place in the recording heads. If you find this shunt capacitor noticeably affects the "highs," then change the value of your equalizing component to compensate for it. Don't let this discourage you, as it often involves changing a single component. Fig. 3 indicates the possible components making up your particular equalizing circuit. You can still have regular stereo operation by merely turning the "Mixing Level" control off and adding an amplifier for the second channel.

### Procedure to be Followed

Although the following procedure is given for the VM Model 710 recorder, it will work equally well with most home recorders. These steps are given in the proper sequence for construction. *Important! Make certain the tools you use around the recording heads are not magnetized!*

First install the stereo record-playback heads and erase heads, lining them up as shown in Fig. 4. Mount the head indicator neons. The author merely drilled holes in the plastic head cover and cemented an NE-2 neon in each hole. These neons will probably last as long as the recorder and their use conveniently eliminates the need for lamp sockets, lens, etc. Don't let them protrude too far through the hole as they could get broken off.

Next mount the head switch, phono jack, and mixing level control in an accessible location, keeping them away from the electrical fields of the power transformer and motor. Now find a spot to mount the preamp, preferably near the original preamp and as far away from the power supply circuit as possible. Cut the required holes and put in grommets. Next, solder thin copper strips to the tube socket to serve as a shock-mount for the preamp, thus reducing the chances of microphonics. Mount the tube socket and then wire in the filaments, being careful to dress the leads away from pins 2 and 7.

Now label the head switch as shown in Fig. 2. This makes identification and wiring much simpler. Now wire all common points together, i.e., "A" to "A," "B" to "B," etc. Next take the leads that went to your old record-play head and re-route them to points "U" and "V" of the head switch. Wire in the newly installed record-play heads according to details shown in Fig. 2. Remember to ground only one end of the shield. One of the leads that went to the erase is grounded. Take the other "hot" lead and re-route it to point "Y" of the switch. Wire up points "E" and "H" to the same "E" and "H" points on the head switch. Likewise

wire in the neon indicators to points "J" and "K" of the switch. Wire in the voltage to light the neons to point "Z," adding the 1-megohm resistor in series.

Wire in the other components, keeping all leads as short and direct as possible and using shielded cable for longer leads. Regular plastic-covered shielded microphone cable was used in the author's unit with very good results. The output of your new preamp, coming off the .047  $\mu$ f. ( $C_5$ ) capacitor, is to be wired to either the first or

second amplifier stage of your regular recorder circuit. The author used the second stage, pin 7 of the normal preamp, as it provided sufficient gain. If more gain is required, you can use the first stage and change  $R_0$  from 470,000 ohms to 1 megohm to minimize interaction between the "Mixing Level" control,  $R_8$ , and the microphone level.

In some recorders the "External Speaker" jack is inoperative in the "Record" position. If this is the case, it will be necessary to rewire the out-

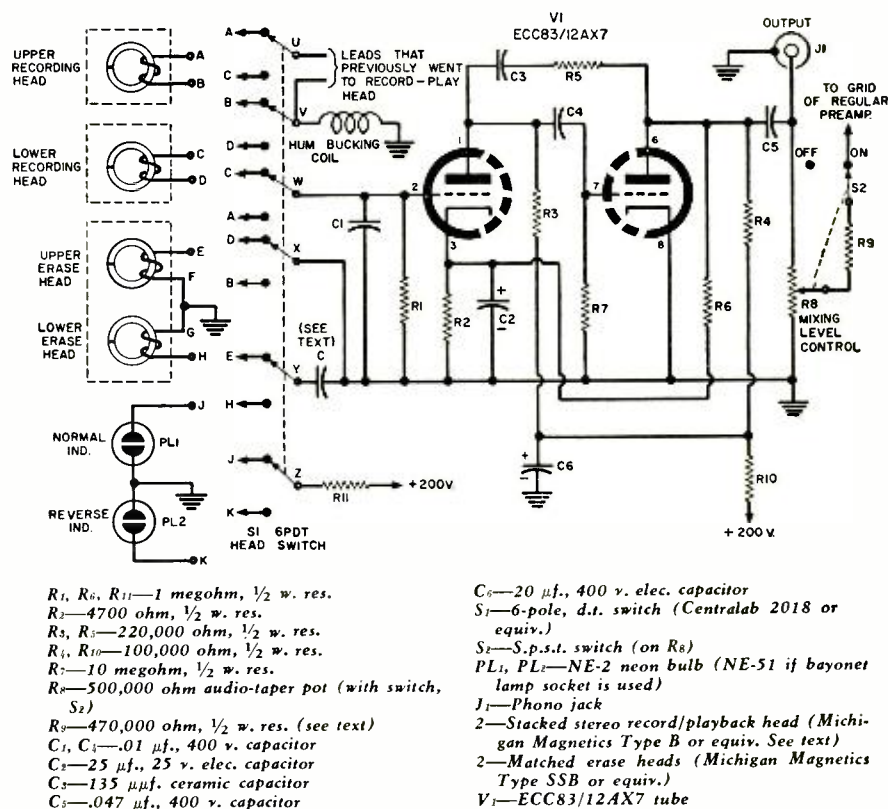



Fig. 2. Complete schematic diagram of the circuit modifications made.

Top rear view of the modified tape recorder showing the added controls.



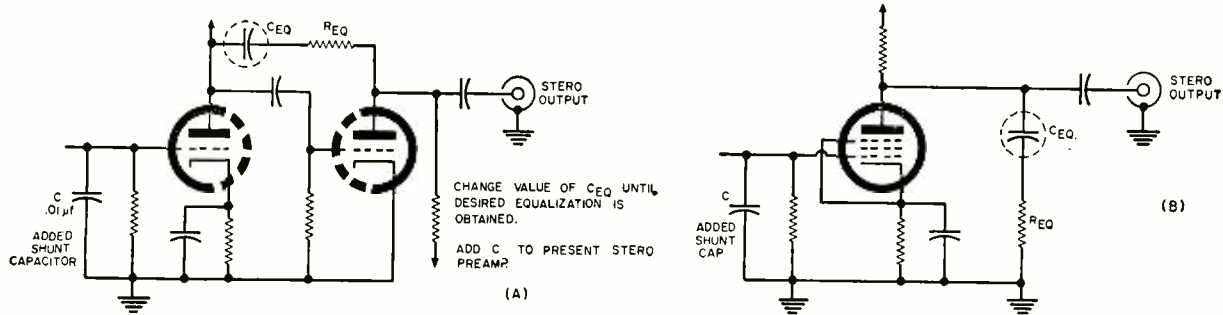



Fig. 3. Circuits showing equalization components of two basic tape amplifiers. Refer to text for details.



Under-chassis view showing the area where the added components have been located.

put jack direct from the output transformer through a simple s.p.s.t. switch to turn it on and off. Fig. 5 shows how this can be accomplished. The reason both terminals of the stereo heads are switched in the author's unit is the presence of a hum-bucking coil in the normal recording track. If your recorder has one side of the record head grounded, then a four-pole, double-throw switch can be used in place of the six-pole unit.

As previously stated, only one end of the shield should be grounded. If you were shielding only to prevent interaction from electrostatic fields, then the number of times and the places it was grounded would not matter. However, a slight ground differential may be present between the deck and amplifier chassis. If both ends of the shielded pair are grounded, then a closed loop exists and the shield now becomes a conductor for these currents, coupling hum and noise into the sensitive preamps by means of electromagnetic induction. This situation can develop even though ohmmeter readings do not show any appreciable resistance between the two points.

#### Head Adjustment

Now that the wiring is completed,

we are ready to line up those newly installed heads. There are precise procedures for doing this and those who have alignment tapes, meters, etc. are urged to use them as directed. The recording heads selected by the author require 1 ma. of bias current with 25  $\mu$ a. of audio for optimum performance. The following method is suggested for those who do not have access to regular alignment equipment and it will give satisfactory results.

Turn the "Mixing Level" control,  $R_8$ , fully off. Put the "Head Switch" ( $S_1$ ) in "Normal" position. See Fig. 1. With a recorded tape containing good highs and lows, simply orient the head for maximum playback quality, paying particular attention to the extreme highs. Now adjust the erase heads so they are physically in line with the record-playback heads, as shown in Fig. 4. As the Type "SSB" erase heads require only 17 ma. of erase current for 50 db erasure, it will be necessary to check this current in order to avoid damaging the heads.

Since measuring high-frequency currents can lead to complications without special meters, here is a simple, yet practical, method of reaching the proper erase current while avoiding damage to the heads. Start out by shunting a

relatively large capacitor (.01  $\mu$ f.) across the output of the erase oscillator as it enters the head switch. This capacitor is designated as  $C$  in Fig. 2. Turn the "Mixing Level" control off and  $S_1$  to "Normal" position. Put on a recorded tape that you won't mind erasing and set the recorder to the "Record" position with the volume control at minimum setting. Now play the tape back and see how clean it was erased. Gradually decrease the value of this shunt capacitor, each time testing the erasing qualities on the recorded tape until erasure is complete even when a relatively high level of recording has been made.

If the lower track is partially erased, recheck the relative position of the erase heads to the recording heads. If your erase heads are mounted separately, it will be necessary to check inter-channel erasing with  $S_1$  in the "Reverse" position, each time re-positioning the lower erase head for the best erasure without affecting the upper track.

#### Trying It Out

Now you are ready to try it out. If an odd number of parts are to be recorded, put  $S_1$  in the "Normal" position and for an even number of parts start off in the "Reverse" position. By doing this you will always end up with

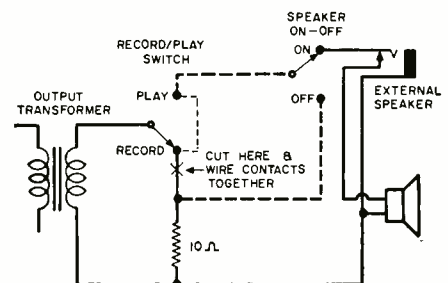
(Continued on page 87)



MOUNT ERASE HEADS IN LINE WITH RECORD HEADS

Fig. 4. Lineup of the tape heads used.

Fig. 5. Wiring of the output circuit.



# R.F.

## Is It Dangerous?



By **SHERMAN H. HUBELBANK**

**At certain frequencies, radiation levels, and operating distances, harmful effects can occur.**

**EDITOR'S NOTE:** *Whenever man manipulates his environment, he runs the risk of producing harmful effects, however unwittingly, while achieving desired objectives. In the case of x-rays and atomic fall-out, there is a just concern over hazards. However, we have been handling other forms of radiant energy for communications purposes for so long that we take their safety for granted. Are we being too smug?*

**C**LOSE-RANGE exposure of the brain of a monkey to r.f. radiation can cause death. Recent experiments by the National Institute of Neurological Diseases show that, using a u.h.f. transmitter operating in the range between 225 and 400 megacycles with a peak output of about 200 watts, monkeys can be killed in about five minutes. All deaths of such test animals have resulted from hyperthermia—excessive internal temperature.

Experiments such as these raise disturbing questions. What is there about r.f. radiation that can cause death? How dangerous is it to man?

### Nature of R.F.

Radiant energy, like other types, is produced by the conversion of matter from one form to another. Radiation is the transfer of this energy through space in the form of impulses or waves. The length of each cycle is the wavelength of the energy. The number of cycles that occur in one second is the frequency. Radiation also has the property of intensity. This is generally stated in the form of power output in

watts for peak power and/or average power. This r.f. energy is a form of thermal, non-cumulative energy that produces localized heating when it is absorbed by matter. It is in this heating effect that the hazard lies.

### Biological Effects

Studies have attributed the harmful effects of r.f. radiation, such as that in the microwave range, to a general rise in the total body temperature or to a selective rise in certain sensitive portions of the body. It is known that certain areas and organs are less capable of dissipating heat promptly than others. Those portions that tend to retain heat include the lungs, the eyes, the testes, the gall bladder, and the lumen of the intestinal tract. These structures are the ones most apt to be damaged by exposure. In general, deep tissues may absorb enough energy to cause a serious rise in over-all body temperature which, if permitted to go too far, produces permanent damage.

In observing experimental results, it is comforting to note that rather unusual test conditions were maintained and the subjects were small, fur-bearing animals. Fortunately, actual operating conditions vary considerably from those simulated. Human beings are generally exposed in free air and seldom to a stationary, energized beam. Also, small fur-bearing animals tend to have high coefficients of heat absorption, small body areas, and relatively poor heat-regulating systems. By com-

parison, the human body has a superior regulating system that can adjust readily and maintain thermal stability under severe stress conditions. Tests on men show that adequate physiological function can be maintained in environments of 240 degrees F for 23 minutes, if the humidity is low.

The extent to which r.f. radiation may penetrate the body can vary. It depends largely on the wavelength or frequency of the energy and the absorptive properties of the body itself. As for the amount of temperature rise in the body, this is determined by the effective radiated power output of the transmitting device, distance from it, frequency, absorptive nature of body tissue, and the length of exposure.

According to Dr. Frank W. Hartman, Office of the Surgeon General, "If an individual in the performance of his duty should near the limit of his heat tolerance, and then have exposure to microwave heat, the body tolerance to temperature increase would be rapidly destroyed. A longer exposure to microwave heat alone could produce an irreversible hyperpyrexia (high fever), either local or general."

### Effects of Frequency

Earlier references to microwave energy would indicate that the frequency of radiation is a factor in determining the hazard. This is true. Frequencies below 1000 mc. down to about 200 mc. are considered the true, deep-heating

*(Continued on page 90)*

**D**ESCRPTIONS of electronic switches to provide dual-trace display on oscilloscopes that may also be conveniently built by the technician are not new. However, an attempt has been made here to provide two advantages not generally found in such units, although they are important. This unit presents unbroken displays by synchronizing directly from the scope's sweep and also reduces bandpass requirements of the scope. To state the last advantage in another way, it enables dual-trace displays at higher frequencies, for a given oscilloscope, than would be possible with other types of electronic switches.

The switch is basically an Eccles-Jordan flip-flop circuit, synchronized by the scope. It differs from similar free-running multivibrators in that one side of the circuit remains conducting, with the other cut off, until a sync signal reverses this condition. Thus it is

easily synchronized to provide two output signals on alternate sweep cycles.

The standard Eccles-Jordan circuit, with sync input, is  $V_1$  in Fig. 1. Each half of  $V_2$  is a grounded-plate diode clamping the minimum value of the switching square wave to zero voltage. The two signals to be displayed are each applied to one grid of  $V_3$ . Output is taken from the cathodes of  $V_3$  for application to the oscilloscope. More detailed operation can be followed by using approximate voltages to avoid calculations:

Assume that  $V_{1A}$  is initially conducting while  $V_{1B}$  is cut off. The conducting triode is operating with a positive bias so, disregarding its small plate resistance, its cathode and plate are at the same potential of 60 volts, determined by the voltage divider  $R_1-R_{1A}$ . Each tube's plate is connected to the opposite tube's grid through a 3:1 voltage divider, and both cathodes are at 60

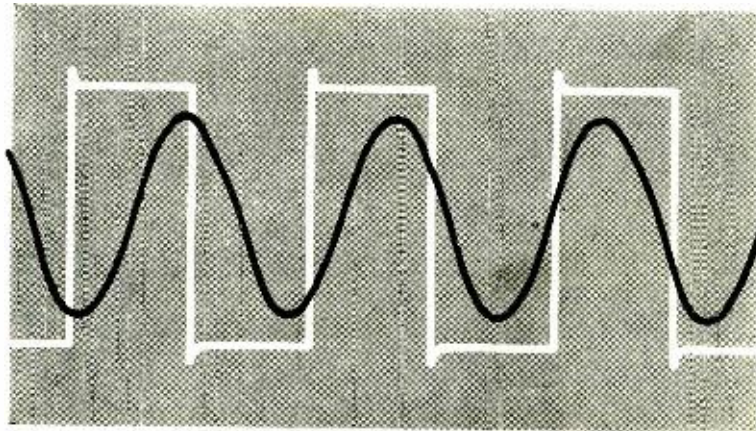
volts. Thus one-third of the plate voltage of  $V_{1A}$  (60 volts) is applied to the grid of  $V_{1B}$  through divider  $R_4-R_6$ . Therefore, the grid of the latter triode is at 20 volts, producing a grid-cathode net bias of minus 40 volts, which is enough to keep the tube section cut off. When  $V_{1B}$  is thus cut off, the full 240 volts of "B+" is at its plate. This  $V_{1B}$  plate voltage is reduced to one-third by  $R_7-R_8$  and passed on (80 volts) to the grid of  $V_{1A}$ . Since the  $V_{1A}$  cathode is at 60 volts, the net bias is plus 20 volts, producing maximum conduction.

The two tube sections remain in this relationship until a sync pulse (of either polarity) causes them to "flip-flop" to the alternate condition. If a positive pulse is applied simultaneously to both grids through  $C_1$  and  $C_2$ , it will have no effect on the already conducting  $V_{1A}$ , which is already passing maximum current. However, it will overcome the negative bias on  $V_{1B}$ , permit-

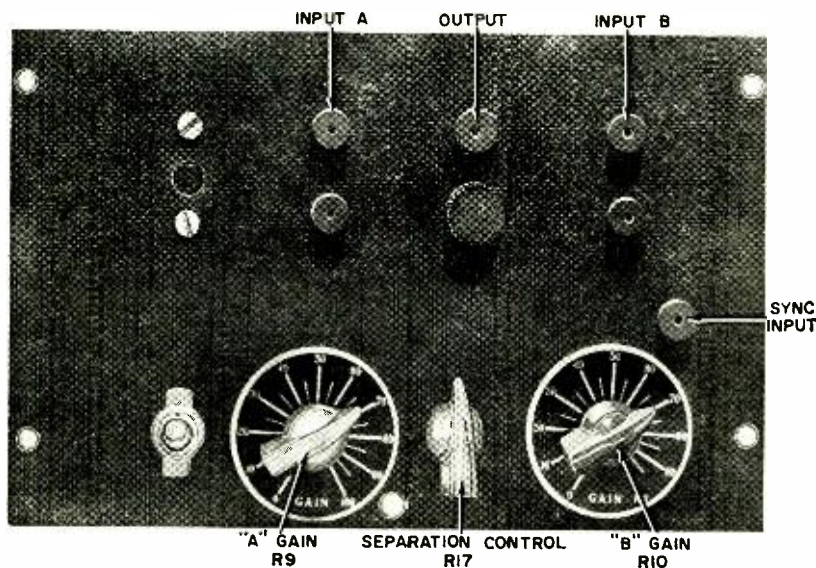
# Synchronized Electronic Switch

By H. C. WALKER

**Waveforms are unbroken and frequency response is as broad as that of the scope with this adapter.**



The front-panel layout used by the author in his version of the scope switch.





ting this triode to come out of cut-off and start conducting. This reduces plate voltage on  $V_{1B}$ . The reduction is coupled to the grid of  $V_{1A}$ , cutting off the latter stage.

A negative pulse at the sync input will initiate the same cycle of action in a different way. It will start to cut off  $V_{1A}$  directly by driving its grid negative through  $C_1$ . Coupling from the  $V_{1A}$  plate to the  $V_{1B}$  grid will cause the latter to start conduction.

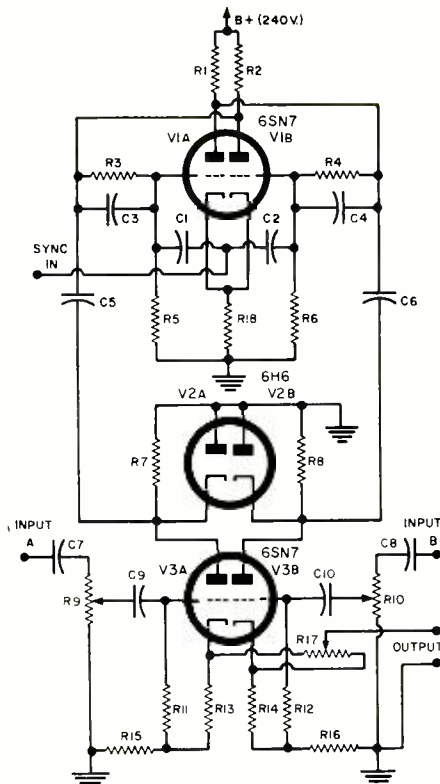
As  $V_{1A}$  alternates, between conduction and cut-off, its plate voltage alternates sharply between 60 and 240 volts. This square-wave output is applied (see Fig. 2) to the plate of  $V_{3B}$  through capacitor  $C_6$ . The purpose of diode  $V_{2B}$  is to discharge the capacitor quickly as the plate voltage of  $V_{1A}$  drops to its minimum of 60 volts. If this were not done,  $V_{3B}$  would still be passing input  $B$  from its cathode into the scope at the time when only input  $A$  should be displayed.

$V_{2B}$  is a standard diode clamper with a grounded plate and having a long time constant at its cathode provided by  $R_7$ - $C_8$ . When  $V_{1A}$  is cut off, its plate voltage rises to 240 volts, and  $C_6$  charges slowly to this value through  $R_8$ . As it does so, there is a voltage drop across this resistor, making the bottom of  $R_8$  positive. Since this is the point to which the plate of  $V_{3B}$  is connected, the latter stage is supplied with plate voltage during this period, permitting it to conduct and making its output available to the scope.

When  $V_{1A}$  switches into the conductive state, its plate voltage drops to 60 volts. Capacitor  $C_6$  quickly discharges through the negligible resistance of diode  $V_{2B}$ , removing plate voltage from  $V_{3B}$ . The latter stage cannot conduct and its output is no longer available.

The synchronizing voltage for tripping  $V_1$  may be obtained from the oscilloscope's sweep output in such a way that the tubes will alternate during flyback time, and the active period of whichever tube is conducting will correspond with the scope's period of normal trace. A simple way of doing this will be noted later. The important point is that, using this method of synchronization, two distinct advantages are obtained.

To understand these advantages, we must look at the conventional electronic switch. Its frequency of alternation is predetermined and not usually related to that of the waveform to be viewed, or the rate at which it is displayed. Let us suppose that we are observing a phenomenon through the switch whose fundamental frequency is 1000 cps. Let us further suppose that the switching rate is 10,000 cps. The channel through which the 1000-cps signal is passing therefore turns on and off 10 times during each cycle. The result is that, instead of having a continuous display, the 1000-cps signal looks like a broken line, consisting of 10 segments. This is difficult to view and does not provide good resolution of the observed signal. With the switch



$R_1, R_2, R_{15}, R_{16}$ —68,000 ohm,  $\frac{1}{2}$  w. res.  
 $R_3, R_4, R_{11}, R_{12}$ —3.3 megohm,  $\frac{1}{2}$  w. res.  
 $R_5, R_6$ —1.8 megohm,  $\frac{1}{2}$  w. res.  
 $R_7, R_8$ —1 megohm,  $\frac{1}{2}$  w. res.  
 $R_9, R_{10}$ —1 megohm linear taper pot  
 $R_{13}, R_{14}, R_{16}$ —22,000 ohm,  $\frac{1}{2}$  w. res.  
 $R_{17}$ —50,000 ohm linear taper pot  
 $C_1, C_2, C_3, C_4$ —0.001  $\mu$ f., 400 v. capacitor  
 $C_5, C_6$ —2  $\mu$ f., 400 v. capacitor (see text)  
 $C_7, C_8, C_9, C_{10}$ —.05  $\mu$ f., 400 v. capacitor  
 $V_1, V_3$ —6SN7 tube  
 $V_2$ —6H6 tube

Fig. 1. An external or integral supply (not shown) powers this switch circuit.

described here, continuous, unbroken traces are provided.

Considering the matter from another point of view, we run into a problem of frequency response. Assuming the 10,000-cps switching rate just noted, this means that the electronic switch is feeding to the scope's vertical input, in addition to the signal to be viewed, a 10,000-cps square wave. To pass this square wave acceptably, the scope must be able to respond to frequencies (harmonics) that are approximately 10 times higher than the fundamental. Thus, to handle the 10,000-cps square wave, the scope would have to have good response to 100,000 cps. In this particular case, nearly any oscilloscope would be able to do the job. However, the higher the frequency of the wave-

form to be displayed, the higher becomes the desired switching rate, and the scope's bandwidth requirement becomes still greater. Thus phenomena displayed through the switch are limited in frequency to well below what the scope can handle without the switch. In the unit described here, the only limitations are those imposed directly by the oscilloscope.

In use, the author has found that his best point for taking off a synchronizing voltage for the switch is the left deflection plate of the oscilloscope. In most instruments, there are easily accessible external connections for the deflection plates. The two signals to be observed are applied to  $A$  and  $B$  input terminals of the switch, and the switch output terminals are connected to the vertical input of the oscilloscope. The gain controls for each channel,  $R_9$  and  $R_{10}$ , are adjusted to determine independently the height of each trace. Separation control  $R_{17}$  is adjusted to superimpose or separate the two traces, as desired.

Power supply requirements (240 volts d.c. and heater voltage) are modest. Since this can often be obtained from existing equipment, no separate supply has been shown. The author has chosen to build an integral supply, using a 5Y3, on the chassis with the switch. Such an uncomplicated arrangement may be worked out without much difficulty by anyone who prefers it.

Two modifications of the circuit shown may be desired by some users. In certain cases, it may be found that the horizontal sweep voltage may be too small at certain frequencies to trigger the switch. If this problem develops, lift the ground ends of resistors  $R_5, R_6$ , and  $R_{15}$  (Fig. 1), but keep them connected to each other. From their junction, a variable resistor is connected to ground. Manipulation of this resistor, whose value may be determined experimentally, will bring the grid voltages of the conducting and non-conducting stages closer together, reducing the amplitude required of the sync voltage to produce triggering.

It may also be found that, at some frequencies of display, the time constants provided by  $C_5$ - $R_7$  and  $C_6$ - $R_8$  are not satisfactory. This can be overcome by using two or three capacitors, switch-selected, instead of one for  $C_5$  and for  $C_6$ . The value for each of these capacitors has been given as 2  $\mu$ f. Providing two additional values for each, 1  $\mu$ f. and .5  $\mu$ f., will increase the range to accommodate most needs. —30—

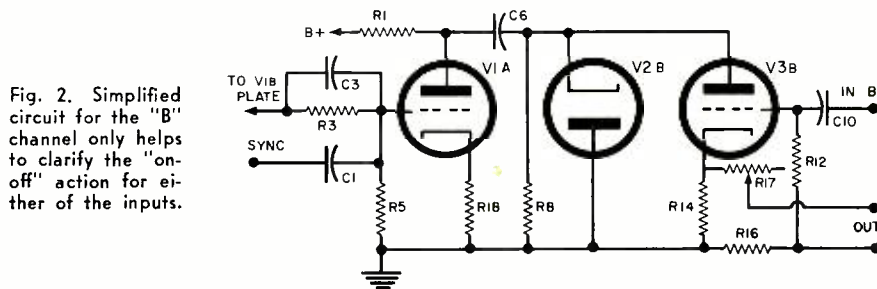


Fig. 2. Simplified circuit for the "B" channel only helps to clarify the "on-off" action for either of the inputs.

**P**ERHAPS nothing can be more annoying than insufficient FM receiver sensitivity, particularly when you are planning to tape-record a live concert from a distant station only to find that you can't receive the station very well at all.

Why don't more FM receiver manufacturers build in sufficient tuner sensitivity so that this problem will never occur? They can, but at a price. Building high gain into the front end of an FM tuner is a difficult engineering job. First, the r.f. amplifier must be wide-band since it has to amplify all frequencies in the FM band from 88 to 108 megacycles. Achieving high gain over such a wide bandwidth is almost impossible. It must be remembered that a vacuum-tube amplifier is limited in gain, that is, even with optimum circuit design, there is a *maximum* amount of gain that can be extracted from a vacuum tube. The better the tube, the higher will be its maximum available gain.

Unfortunately, a high-gain tube also generally has higher internal capacitance between its electrodes. This inter-electrode capacitance means that as the input frequency is increased the gain of an amplifier begins dropping due to the shunting of these capacitors at high frequencies. As a result, vacuum tubes have a maximum achievable bandwidth because of internal stray capacitance. A good vacuum tube, therefore, is characterized by a high maximum gain plus high bandwidth capabilities. In order to compare the relative performance of tubes, a good "figure of merit" is the product of the maximum obtainable gain and maximum bandwidth. This figure of merit is generally known as the "gain-bandwidth product" ( $F_1$ ). The better the tube, the higher its gain-bandwidth product. Table 1 lists the gain-bandwidth products for several popular pentodes.

Note that the 6AC7 has a gain-bandwidth product of 562 million. If the 6AC7 were to be used as an r.f. ampli-

fier in an FM tuner, what is the maximum gain that can be expected? The FM band covers 88 to 108 megacycles; a bandwidth of 20 megacycles. The maximum gain that can be expected is 562 million divided by 20 million, or 28.1. This is a maximum gain of 29 db. In production units, such gain could never be achieved consistently, therefore a gain of about 20 db would be normal with a 6AC7.

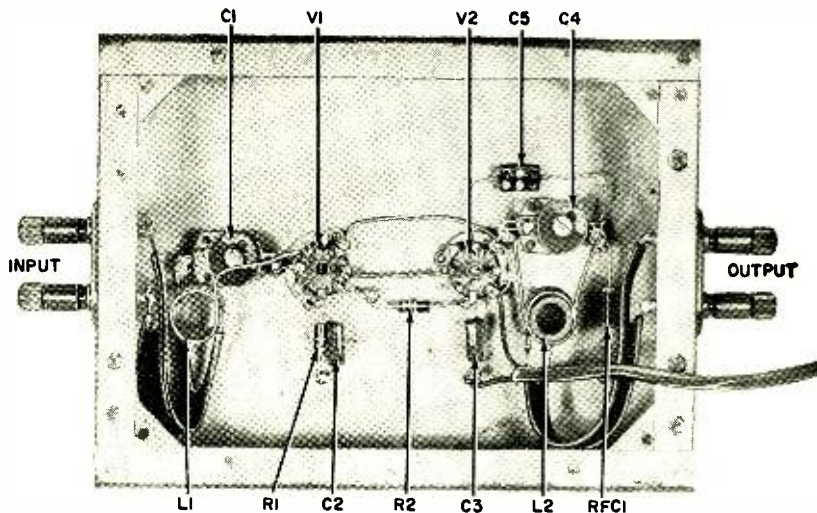
Gain is not the only requirement of an r.f. amplifier, it must also be relatively noise free. Here again, noise requirements are in conflict with high gain. Pentodes are noisier than triodes, but pentodes have the higher gain. Since low noise is vital in an FM tuner, a compromise is generally necessary in the choice of input tubes and lower-noise types are favored over higher gain, but noisier, types. The result is that r.f. amplifier gain is generally limited to between 10 and 15 db.

In order for a tuner manufacturer to build high sensitivity into his product it would be necessary to cascade several r.f. amplifying stages. This is expensive and may make his tuner uncompetitively priced. High sensitivity

is needed only occasionally, therefore, the manufacturer compromises and designs a tuner with reasonable sensitivity at a reasonable price. On distant stations, then, many FM tuners will lack sensitivity. Even weak local FM stations may be received marginally as evidenced by background noise or annoying "snaps" and "pops" due to automobile ignition systems.

What can you do to increase the sensitivity of your FM tuner? There are two possible solutions. You can install a high-gain FM antenna or you can add an external r.f. amplifier to boost the strength of the signal before it enters the tuner.

FM antennas can improve receiver sensitivity, but by only a limited amount. Why do antennas have gain? They are, after all, completely passive devices and therefore cannot add any additional power to the incoming signal. Antennas have "gain" because they are directional and capable of favoring signals from a given direction to the exclusion of signals from all other directions. A simple folded dipole can achieve a gain of between 3 and 4 db with moderate directionality. A six-




Under-chassis view of r.f. section. Short, direct wiring should be employed here.

# Simple Booster For FM Tuners

By **FRANCIS A. GICCA**  
Senior Engineer, Raytheon Co.

**Design and construction of cascode front end that increases sensitivity by 20 db. The unit can be built for only about \$15.**

The r.f. chassis of the booster is atop the power-supply chassis. ►

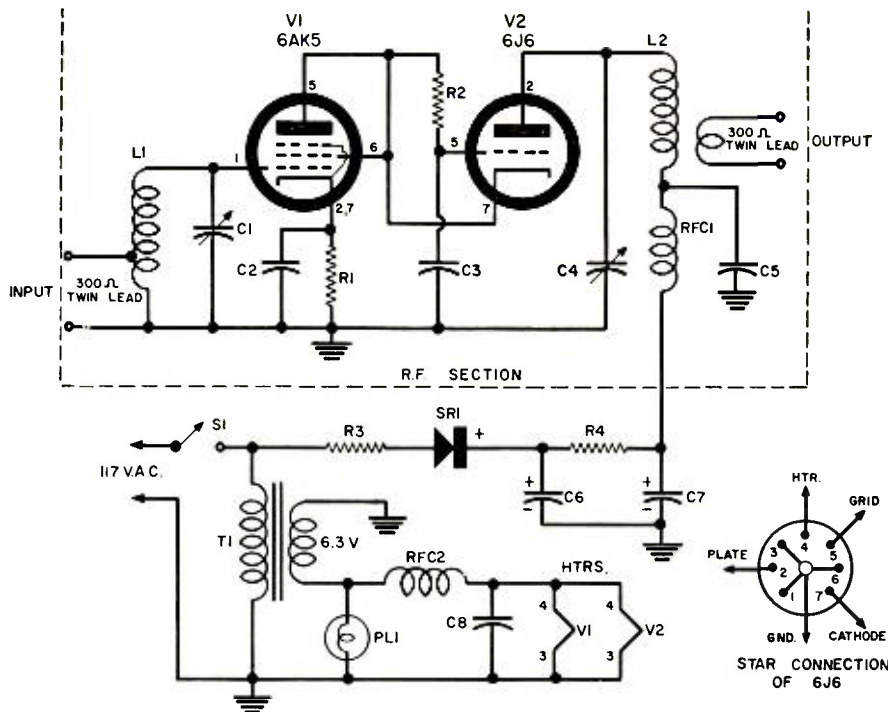


element yagi can provide gains between 6 and 9 db at the expense of considerable directionality. These gains, although relatively low, may be adequate for many marginal stations. However, because of the directionality of antennas, all marginal stations must be located in the same general direction from the receiver in order to benefit from the antenna's gain. If this is not so, then the antenna will have to be rotated to face each station. Perhaps an FM booster is a more practical and economical solution.

### FM Booster Design

Keeping in mind what has been said about r.f. amplifiers, an FM booster can be designed which will yield higher sensitivity than any antenna system. Since low noise is of paramount importance, the circuit chosen must have inherently good noise characteristics. The triode exhibits far superior noise performance than a pentode but, as mentioned previously, it has lower gain. In the design of television front ends this same problem was met and solved with the development of the "cascode" amplifier. Basically, the cascode amplifier has the gain of a pentode with the low-noise characteristics of a triode. The cascode amplifier consists of two triodes, the first connected grounded-cathode and the second connected grounded-grid. Since the cascode amplifier offers the desired characteristics of high gain and low noise, it was decided to choose this configuration for the FM booster.

If a 6AK5 (connected as a triode



- R<sub>1</sub>—68 ohm, 1/2 w. res.
- R<sub>2</sub>—51,000 ohm, 1/2 w. res.
- R<sub>3</sub>—15 ohm, 1/2 w. res.
- R<sub>4</sub>—1500 ohm, 1/2 w. res.
- C<sub>1</sub>, C<sub>2</sub>—6 to 12 μf., trimmer or variable (E. F. Johnson Type 160-107, see text)
- C<sub>3</sub>, C<sub>4</sub>, C<sub>5</sub>—510 μf., 500 v. mica capacitor
- C<sub>6</sub>, C<sub>7</sub>—20 μf., 150 v. elec. capacitor
- L<sub>1</sub>—3 μhy. tapped coil, 4 1/2 t. #16 en. wire wound on 1/2-inch coil form. Turns spaced to 1-inch over-all. Tap at 1 1/2 t. from bottom
- L<sub>2</sub>—3 μhy. output tank, 4 1/2 t. #16 en. wire wound on 1/2-inch coil form. Turns spaced to 1-inch over-all. 1 t. output link wound between bottom wire turns
- RFC<sub>1</sub>—10 mhy., 75 ma. r.f. choke (National R-300 or equiv.)
- RFC<sub>2</sub>—36 μhy., 2 amp r.f. choke (National B20407-4 or equiv.)
- SR<sub>1</sub>—20 ma., 130 v. selenium rectifier (Federal 1159 or equiv.)
- S<sub>1</sub>—S.p.s.t. toggle switch
- PL<sub>1</sub>—6 v. pilot light
- T<sub>1</sub>—Fil. trans., 6.3 v. @ 1.2 amps (Triad F-14X or equiv.)
- V<sub>1</sub>—6AK5 tube (triode-connected, see text)
- V<sub>2</sub>—6J6 tube

Fig. 1. Complete circuit diagram of the FM tuner booster. Circuit within dashed lines is built into one chassis while power-supply components are in another chassis.

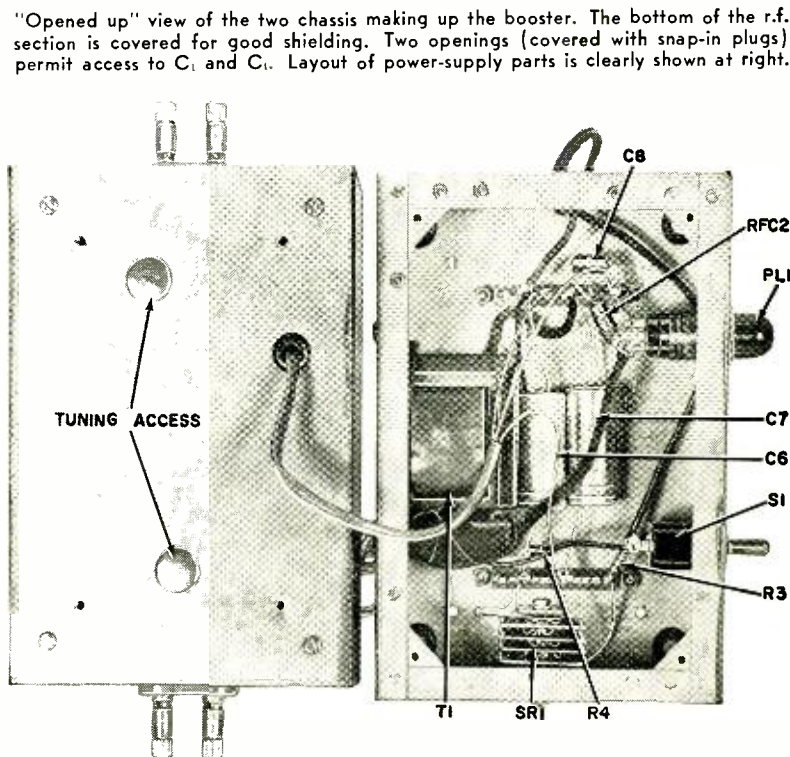
Table 1. Gain-bandwidth products (×10<sup>11</sup>) are shown for several popular pentode tubes.

TUBE	F <sub>t</sub>
6AB7	385
6AC7	562
6AG7	385
6L6	236
6SJ7	127
6SK7	154
6V6	195

rather than a pentode) and a 6J6 are connected in cascode, a gain-bandwidth product of about 500 million can be expected. Note that this compares favorably with the best pentode in Table 1, the 6AC7 with its gain-bandwidth product of 562 million.

What gain would be desirable for our FM booster? If a gain of at least 20 db could be achieved, this would make the booster far superior to any antenna system and certainly worth considering. We must remember that the gain-bandwidth product specifies the *maximum* performance that can be expected, therefore, a safety factor should be included to account for the losses that will occur in an actual circuit. Let's arbitrarily try for a gain of 40 db, knowing that this will allow a more than adequate safety factor. Forty decibels is a gain of 100. Since the gain-bandwidth product is about 500 million, the maximum bandwidth that can be obtained is 5 megacycles

(Continued on page 100)



### Tiny Atomic Generator

SNAP-3, a midget electrical generator fueled with radioisotopes, has operated successfully in a vacuum and at temperatures down to 100 degrees below zero. The Nuclear Division of *The Martin Co.*, which designed and built the unit for the U. S. Atomic Energy Comm., reports that the original generator was still producing electricity after a full year of continuous operation and that other test units have survived sharp impacts, vibration, and rocket-like acceleration without damage. In SNAP-3 (System of Nuclear Auxiliary Power), heat produced by radioactive decay of 1/40 ounce of polonium-210 is converted directly into electricity by thermocouples.



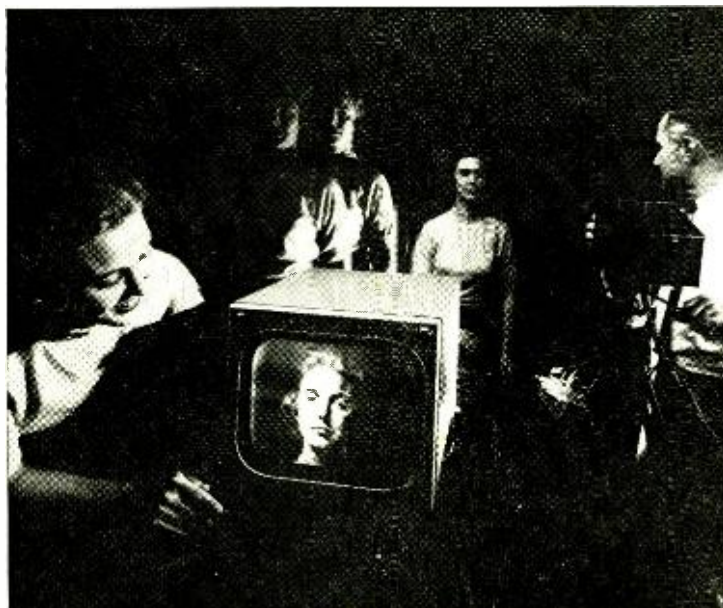
## Recent Developments in Electronics

### Semi-Automatic Crystal-Growing Furnace

A new semi-automatic crystal-growing furnace with triple the production capacity of conventional furnaces is to be marketed by *Hoffman Electronics Corp.* One technician, formerly required to tend a furnace at all times during the crystal-growing cycle, can operate four of the new furnaces simultaneously. Complete and automatic programming of each production process is provided. The furnace can produce a monocrystalline silicon ingot weighing up to 530 grams in 150 minutes.

### TV With a Memory

This multiple exposure demonstrates a new TV camera tube that "memorizes" what it sees. To show how it works, the young woman stood before the TV camera for a split-second exposure, then walked around immediately to see her image frozen on the receiver screen. Developed by the *Westinghouse* electron tube division, the new camera tube is called "Perma-chon." A special photoconductor material on the tube's faceplate stores the picture, and after exposure an electron beam scans the faceplate to transfer the image to a conventional TV screen. Stored pictures will remain on the screen as long as one hour for leisurely study or photographing. Potential uses include air-traffic control for continuous tracings of aircraft on the radar-scope; instant photofinishes at race-tracks; and memorizing fluoroscopic images to reduce exposure time.





### All-Transistor TV Set


◀ The *Sony Corp.* is putting on the market in Japan its new all-transistor personal TV set for about \$200. The set will not be exported to this country until it has been thoroughly field-tested in Japan. It is expected that 1000 to 1500 sets per month will be produced, but production of 10,000 sets every month is planned by the end of 1960. The receiver uses an 8-inch direct-view picture tube, 23 transistors, and 14 diodes. It operates from a self-contained sealed rechargeable 12-volt battery or from the a.c. power lines. The receiver measures 6¼" x 8" x 8¾" and weighs 13 pounds with its battery.

### "Twistor" Computer Memory

Computer technology has been advanced by a new, accurate, and fast electronic memory unit built up of alternating grids of magnetic wire strands called "twistors" and plastic cards with arrays of minute bar magnets. The development is the result of work done by *Western Electric* and ◀ *Bell Telephone Laboratories*.



### TV Through a Pipe

Live TV pictures are being sent through a circular waveguide for a distance of more than half a mile by means of an experimental pulse-code modulation circuit shown here under inspection by engineers at Hertfordshire County, England. In commercial use the 3-inch waveguide would be buried. Tests are being conducted by *Standard Telecommunication Lab.*, British affiliate of *ITT*.



### Infrared Scanning System

*Philco* scientists have perfected a method of reproducing electronically an image of heat-emissive targets detected by cells sensitive to infrared. Called "Filter-scan," the system offers good picture quality with a TV-type image presented in a pattern of 150 scanning lines. Electronic scanning is said to be some 30 times faster than mechanical systems which use a moving mirror scanning an image at one frame per second. Rapid changes in direction or heat-intensity of a target can thus be monitored more closely.



# A Capacitor Tester & Healer

By MELVIN S. LIEBERMAN

Determine leakage reliably with true operating voltages; also re-form failing electrolytics.

ONE OF THE characteristics of electrolytic capacitors is that, after they have been stored for some time without use, the dielectric will decay and will have to be re-formed before the capacitors will again be useful. If the inactive storage time has been a number of years, re-forming may never take place completely. This results in higher current leakage. Electrolytics also become quite leaky after years of faithful service. The excessive leakage current can easily go unnoticed and, in so doing, may tax the power supplies of equipment in which the capacitors are installed. Finally a point is reached where fuses blow or trans-

formers, filter chokes, or rectifiers are damaged.

Because it is handy, an ohmmeter is frequently used to check leakage in electrolytic capacitors. However, an ohmmeter, because it is a low-voltage device, cannot give a true picture of leakage. Leakage current is plotted against applied voltage for two capacitors of the same nominal value (24  $\mu$ f., 350 v.) in Fig. 1. Despite variation, they follow a similar pattern, with the amount of leakage depending on the impressed voltage. An ohmmeter, which effectively applies a low test voltage, could easily indicate that a poor capacitor is acceptable. The only

satisfactory test is one in which the voltage used is at or near the rated value of the electrolytic that is under suspicion.

## Need for a Tester

In the past, whenever the author had to check the condition of an electrolytic capacitor (or a non-electrolytic unit, for that matter), a power supply and a multimeter had to be gathered and arranged for the purpose. Since this test was not an infrequent one, a unit specially built to provide the function was considered worthwhile, especially since it is useful for other tasks. Aside from testing, the device is ideal for

Fig. 1. Leakage current readings depend on applied voltage.

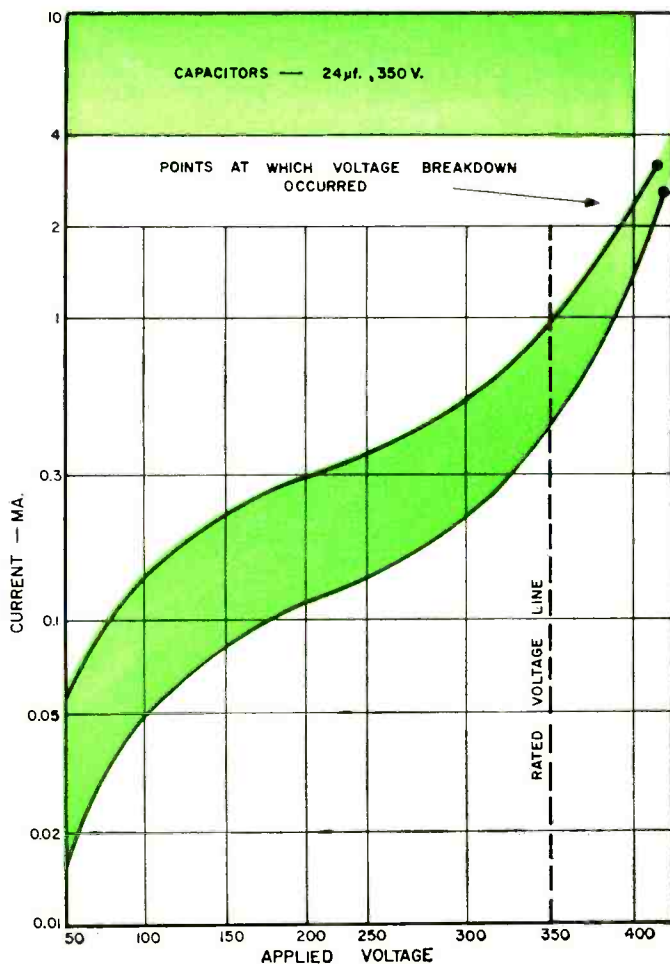
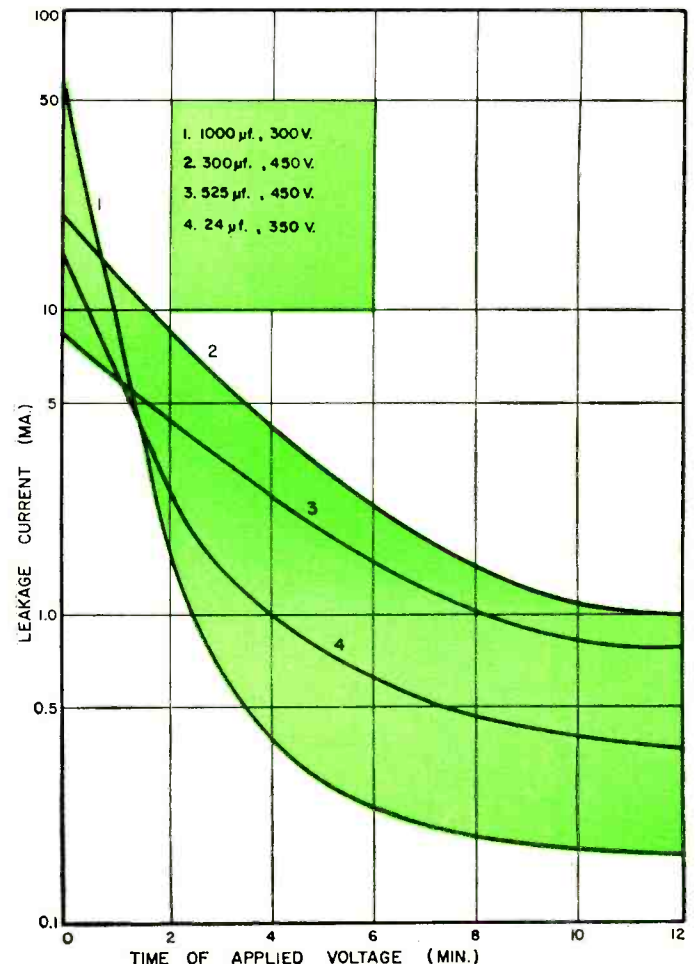


Fig. 2. Typical healing times of large electrolytic capacitors.






Fig. 3. Front-panel view shows layout of major components.




Fig. 4. Side view shows how aluminum straps support chassis.

healing the electrolytic capacitors (re-forming the anodic film).

It is also useful for determining the voltage rating of electrolytics that are not properly marked or have lost their markings. After such a component has been re-formed, all one has to do is observe the curve of applied voltage vs leakage current. It will be observed (Fig. 1) that leakage current begins to increase rapidly at or just above the rated working voltage. The tester can also serve as a metered d.c. supply. For the two years it has been in use, it has proved dependable and trouble free.

### Circuit Description

The a.c. input (Fig. 5) is applied through switch  $S_{1A}$  on positions 2 through 5, position 1 being off. A fuse assembly (FA) was used so that, in the event of a blown fuse, the incorporated neon light provides indication. For the sake of economy, a standard fuse holder could be used. Another neon lamp could be used as the "power-on" indicator.

Current is then applied to a variable-voltage autotransformer (Powerstat type 10,  $T_1$ ) through terminals 1 and 4. Output is taken from terminals 1 and 3, with the latter being the "Voltage Adjust" control on the front panel. Range of the transformer is from zero to approximately 130 v.a.c.

From  $T_1$ , a.c. is applied to a voltage tripler through lamp  $PL_1$ . The latter serves as a current-limiting resistor to protect the selenium rectifiers as well as functioning as a fuse for the d.c. circuit. Rectifiers  $SR_1$ - $SR_3$  and capacitors  $C_1$ - $C_3$  comprise the tripler. The d.c. output is then fed to two meters.

Meter  $M_1$  is a 0-500 voltmeter requiring 1 ma. for full-scale deflection. With the meter being used, a 500,000-ohm series resistor ( $R_2$ ) was required to obtain full-scale deflection at 500 volts. The other meter,  $M_2$ , was a Weston

model 506 equipped with a 0-50 micro-ampere scale. Switch section  $S_{1B}$  selects the various shunts (resistors  $R_3$  to  $R_5$ ) for the leakage-current ranges to be observed. Resistor  $R_3$ , which will be in the vicinity of 1 ohm, is made up by cutting a length of resistance wire to the size that will permit full-scale deflection with 50 ma. applied. The switch is so wired that, when the tester is first turned on, the highest current range is brought into action first. This was done to provide protection when the test capacitor has abnormally high leakage, and also because otherwise good electrolytics that require some healing will exhibit their highest leakage when first inserted.

Cost is prevented from becoming excessive by avoidance of an isolating, step-up power transformer. While this deprives the user of desirable isolation,

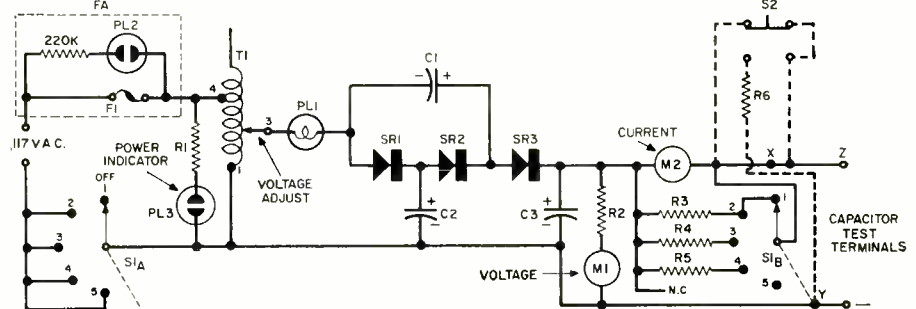
the hazard is no greater than with much conventional equipment. An isolation transformer can be used, if desired, or reasonable precautions can be taken against shock hazard.

### Operation

To test a capacitor, it should be connected to terminals Y and Z (Figs. 3 and 5) with the selector switch off. If the unit is an electrolytic type, polarity must be observed. (If the user has failed to do so, he receives a warning during the test: heavy current will flow at a fraction of the capacitor's rated voltage). Before turning the unit on, make certain that the "Voltage Adjust" control is set to zero. Now set the selector switch to its first position (50 ma.) and begin to advance the voltage control slowly.

(Continued on page 119)

Fig. 5. Broken lines at the right indicate an optional discharge circuit.




- $R_1$ —68,000 ohm,  $\frac{1}{2}$  w. res.
- $R_2$ —500,000 ohm, 1 w. res.
- $R_3$ —Meter shunt (see text)
- $R_4$ —10 ohm, 5 ma. ammeter shunt
- $R_5$ —100 ohm, .5 ma. ammeter shunt
- $R_6$ —100,000 ohm, 2 w. res. (optional, see text)
- $C_1, C_2$ —25  $\mu$ f., 350 v. elec. capacitor
- $C_3$ —16  $\mu$ f., 700 v. elec. capacitor
- $M_1$ —1 ma. full-scale meter (Weston 506, see text)
- $M_2$ —50  $\mu$ a. full-scale meter (Weston 506, see text; other meters require different shunts)

- $T_1$ —Autotransformer, 0-132 volts @ 1.75 amps. (Superior "Powerstat" #10 or equiv.)
- $PL_1$ —No. 313 lamp, d.c. fuse (G-E)
- $PL_2$ —Part of FA
- $PL_3$ —NE-51 neon lamp
- FA—Indicator fuseholder assembly (Buss Type HKL or equiv.) F1— $\frac{1}{4}$  amp. fuse
- $S_1$ —D.p. 5-pos. switch (Centralab, "Range Switch")
- $S_2$ —Two-circuit momentary push-button switch (optional, see text)
- $SR_1, SR_2, SR_3$ —100 ma. selenium rectifier

# SERVICE IN 1959

Action instead of talk is helping an industry stabilize its future, with organized groups playing a lead role.



**H**OW DID things go, in the year just past, with the men responsible for keeping the nation's 50 million television receivers and 170 million radios in good shape? "Same as usual," one might be tempted to answer. "The sets haven't changed much, and neither have the customers. Manufacturers and distributors haven't lost their knack for giving hard-working technicians fits from time to time. There is the same old outcry for (or against) licensing, about part-timers, about tube sales through non-service outlets, and about half a dozen other things. The association boys still yell their heads off. But nothing really changes."

Fortunately, there is much less truth in the assumption than at first appears. By and large, the problems are the same as they were in 1958 and the year before. But the boys haven't just been yelling their heads off. They've been *doing* things too. As a result, the nature of some of the long-standing problems is changing. Remedies are being found, or have already been found, in some cases. In any case, 1959 was a year for action.

Take the case of licensing. Although there are some segments of service still staunchly opposed to it, most of the industry is convinced that it must come. For years, the issue has hung in the balance, sharing top honors with weather as something everybody talks about but about which no one does anything. This last year has seen, at last, significant cracks in the great wall that has held back the tide. There are now at least half a dozen places in the country where licensing legislation has gone into effect. Although liti-

gation by anti-licensing forces has held up enforcement, supporters succeeded in getting a bill passed in Kansas City, Mo. Louisiana went on record as the first *state* to try licensing. The results of a couple of years of experience with such a bill in Detroit has touched off a well-organized campaign to extend legislation throughout the state of Michigan. Niagara Falls, N. Y., also has an operative law, and such cities as Milwaukee and Madison, in Wisconsin, have had some form of license legislation in effect for many years.

The important point is that lawmakers need no longer be timid over experimentation with an untried technique. There are a sufficient number of communities now affected by service licensing so that its desirability may be evaluated, one way or another. Well organized drives for appropriate legislation are on in at least half a dozen states, and the failure of a law-making body to pass a bill in most of these is the signal for a renewed effort on the part of supporters to increase the chances of success at the next session. In such states as Ohio, Illinois, and New York, pro-licensing forces do more than press for a general bill. In each of these, a fully developed model bill is being promoted, clearing away a major roadblock. The Detroit bill has successfully weathered a test of its constitutionality.

Pressure from service itself for licensing has largely eliminated the wave of ill-conceived proposals in this area that would hurt the industry seriously instead of helping it. A conspicuous exception was a planned law in Massachusetts that would have limited

the maximum fee for a service call to \$3, thus encouraging rather than eliminating dishonest service. Alert action on the part of Massachusetts associations, who also were instrumental in getting set manufacturers to testify against the proposal, warded off a disaster.

Where a universal, mandatory bill is not yet a reality, service forces are promoting its cause by ingenious use of existing laws and other measures. Persistent action is the keynote. In such states as Pennsylvania, Florida, and Washington, operators who are half in the service business and half out of it are often in violation of sales tax laws. Responsible professionals are insisting on prosecution of such violators, and getting results. In other cases, the failure to maintain a shop in a classified business area is being used as a weapon, as is the failure to take out a license that is required of all business ventures.

Certification or "self-licensing" is also being re-examined as a second-best measure, as in eastern Pennsylvania and New York State. Associations in these areas are attempting to set up qualifying examinations on the basis of which technicians who pass receive credentials attesting to their qualifications. The public is being pressed to ask for these credentials from the people they call upon to service their sets.

## Education

Such programs are usually tied up with the recognition of the need for adequate education. In North Carolina, for instance, failure to pass a





qualifying examination does not close the door in a technician's face. A technician training program, worked out in cooperation with the Vocational Educational Department of the regular school system, is designed to upgrade the unqualified. Despite frequent cries that the field is already too crowded, and charges by some segments that established service people seek legislation only so that they may block the entry of new competitors, there is a growing feeling that service must have the foresight to encourage a steady flow of new people *who are qualified*. Apprentice training programs are being articulated in Indiana, Minneapolis, Minn., Santa Clara, Calif., and other places. A program for training handicapped workers is being developed in San Antonio, Tex. Extensive business-training programs, flourishing in Detroit and elsewhere, reflect the continuing realization that technical knowledge alone is not enough.

### What of Part-Timers?

In a survey conducted by TESA of Southwest Missouri, members were asked to cite what they considered the "greatest deterrent to a profitable service business." The part-time operator won the role of scapegoat hands down. TESA of Chicago estimates that there are five part-time servicers to every full-time man in its area. According to TSA of Des Moines, Iowa, the ratio is 10 to 1 in that city. A revised sales-tax law in Texas, requiring all dealers to register, has revealed 35 "hidden" shops to every one previously known to be in business, according to TEA of San Antonio!

Notwithstanding this situation, organized service was less disposed than ever, in 1959, to find an easy goat. Without a doubt, many part-timers lack sufficient training and experience, operate without adequate equipment, and conduct basement businesses with such curtailed overhead that they can price the legitimate businessman right out of the market. However, many servicers now well established remember that they themselves had to begin as part-timers, albeit ethical ones. NATESA officially distinguishes between the two types. An article in the "Hoosier Test Probe" (Indiana) points out that we should differentiate, not between part-timers and full-timers, but between ethical and non-ethical service people.

San Antonio service people claim



that, in seeking restrictive legislation, they are not trying to drive part-timers out of business but are trying to put them *in* business—legitimately. Many associations, like ARTSNY of New York, welcome such newcomers as provisional members. The educational programs already cited also reflect some understanding of this problem. In few of its activities has organized service shown greater evidence of its growing maturity and its willingness to evaluate all sides of a problem, with fairness and without hysteria.

### Captive Service

Captive service, factory service, extended warranties, and other related activities by set manufacturers that tend to take the nation's defective receivers out of the hands of the independents continue to be a major headache. The annual national service bill, now measurable in billions of dollars, is being eyed seriously by many manufacturers as a possible source of profit.

Although legal attacks against manufacturer activity in this area may have some theoretical basis, independents generally feel a battle in the courts is not practical. However, most of the manufacturers involved in such activity also have other divisions engaged in the manufacture, distribution, and sale of tubes and other components. While a direct retaliatory boycott is illegal, "selective buying" has become a war cry of the independents. "No one can force you to support your competitor by buying from him," the argument goes.


The strategy has had an interesting effect on many manufacturers, since the large ones involved permit considerable autonomy in setting policy among their various divisions. Those people concerned with selling sets continue to see the advantages of also selling service. Hardest hit by selective buying, however, are not the set people but the tube and component divisions. The latter groups are often as much opposed to the set divisions' serv-

ice policies as are their customers, the independents. Yet the final decision is out of their hands. The responsibility for breaking such conflicts within an organization obviously resides in top management, which has failed to recognize its obligation in this matter. The tragic comedy is highlighted when the set division announces an extended service program one day and the tube or component division issues a counter-statement the next, as so often happens. In the meantime, although little in the way of satisfactory results was evident in 1959, independent service has little choice but to continue to apply the pressure to force the issue.

Meanwhile, service has fared much better, by speaking out clearly, in other dealings with manufacturers. A cooperative effort between these two interests (NATESA and ESFETA of New York State, on the one hand, with the Institute of Printed Circuit Manufacturers and individual set manufacturers, on the other) has resulted in progress in one area from which both groups will benefit, as well as set owners. Printed boards are being built better, coded better, and laid out better. In fact, with service having made the buying public aware of the problem, serviceability of sets has become an important sales feature.

### Wholesale or Retail?

Manufacturers have never been the only segment of electronics with which



the service arm of the industry has had conflicts of interest. There have always been some distributors and wholesalers, most of them also independents, who have played the dual role of selling to dealers and to private individuals as well. Selective buying has been practiced in this direction, too, with some success. In some communities, sales tax and other laws require that merchandisers assume a definite identity as either a wholesaler or retailer, and service dealers are insisting on full enforcement.

However, there have always been large numbers of distributors who find

(Continued on page 118)

By JOHN T. FRYE



## How Good Are We?

**B**ARNEY stood in the wide-open door of Mac's Service Shop drinking in the beauty of the spring day outside. The warm sun beat down from a cloudless sky, and the breeze was so gentle it barely stirred the limp pennants adorning the gas station across the way.

"Man, what a sample of summer this is!" he called over his shoulder to Mac, his employer, busy at the service bench.

"Don't let it fool you," Mac grunted. "Tomorrow it will probably be snowing; so let's not catch spring fever quite yet, huh?"

"Soul-shrunken slave driver!" Barney growled as he turned reluctantly away from the door and walked into the service department. "I really need something to pick me up. The woman who owned the TV set I delivered just before lunch really read my pedigree. In fact, she read the pedigree of the whole service profession. 'Robbers, crooks, and inefficient boobs' were among the kinder things she called us."

"What was her beef?" Mac asked with a quick frown.

"Nothing in particular, but she said she had already spent a fortune on that set before she called us. Now we were sticking her another ten dollars, and she was sure the set would go out again in a few days."

"Did you tell her that if her husband had kept his busy little screwdriver out of the set when the capacitor shorted we would not have had to bring in the receiver for alignment?"

"Sure, but she said that was just an excuse. Her husband tells her electronic technicians are obviously a sorry lot; otherwise they could fix a set so that it would stay fixed. Just between us girls, what do you think? Are we doing a reasonably good job or are we fooling ourselves and our customers? After letting her bend my ear, I'm not sure."

"She *must* have been a persuasive talker," Mac said with a grin; "but let's examine her suspicions and accusations as objectively as we, the accused, can. In the first place, service technicians

can refuse to shoulder *all* the blame for the set's failure. The manufacturer has to daddy the first breakdown because it happened before any of us touched the receiver. What's more, we both know that a very high percentage of subsequent failures have absolutely nothing to do with repairs we have made. They are caused by continued breakdown of original components. But a lot of people seem to think like the Chinese when it comes to TV sets. It is said that when you save the life of a Chinaman you are responsible for him from that time on; and many customers seem to believe that once a service technician has taken the back off their receiver, anything that happens to it from that day forth is his fault."

"And how!" Barney agreed.

"Of course we must not overlook the fact a technician could put in a wrong replacement that would place additional strain on an original part and make it fail, but this rarely happens. Anyway, saying that if a technician really knew his business he could repair a TV set so it would not break down again is foolishness. It is only slightly nearer the truth to say that if a manufacturer knew his business he could produce a set that would never need maintenance at all.

"But actually all this proves nothing. To judge how good or bad a job the service technicians are doing, we need something with which to compare; and I think I've found it in a couple of reports coming out of the 41st annual Preparedness meeting of the American Ordnance Association that met in New York the last of 1959 and the Sixth National Symposium on Reliability and Quality Control in Electronics held in Washington the first of this year. Much of the discussion in these two groups centered around problems of maintaining military electronic equipment."

"Hold on!" Barney objected. "I don't think such a comparison would be fair to us. After all, military electronic equipment is built to very exacting specifications, employing only the best of parts. Much of that equipment is

manufactured on a cost-plus basis so the manufacturer does not have to cut corners to meet tough competition as radio and TV manufacturers do. Then, too, the maintenance men are carefully trained to be specialists. Ordinarily each one services only a few pieces of equipment and so becomes darned familiar with that equipment. On top of that, the military electronics shops I have visited had fine, laboratory-type service equipment beyond the reach of the average service technician. My mouth waters just remembering the wide-band scopes, the calibrated signal generators, and the spare-parts store-room of that Air Force Base electronics shop I visited last Armed Forces Day."

"Before you start hollering 'Foul!' answer me this: how many TV sets per hundred do you think are out of commission waiting to be serviced here in town at this moment?"

"M-m-m-m-m, not more than seven or eight per hundred at the outside," Barney said after a little reflection.

"I'll go along with that. Compare it with the 1952 survey cited by Rear Admiral Paul B. Stroop, Chief of the Navy Bureau of Weapons, which showed only one-third of its electronic equipment was functioning properly, with the remaining two-thirds either partially or entirely out of commission. And consider the remarks of Lt. Gen. Robert F. Sink, commander of the Army 18th Airborne Corps describing communications: 'When they are good, they are very good; and when they are bad, they are horrid.' He went on to say that Army communications equipment is superior to any ever before devised and is inherently capable of operating on any battlefield in the world. 'Under hothouse conditions it does,' he added sarcastically. 'The funny thing is, when they push-to-talk, commanders never know whether the system will work.'"

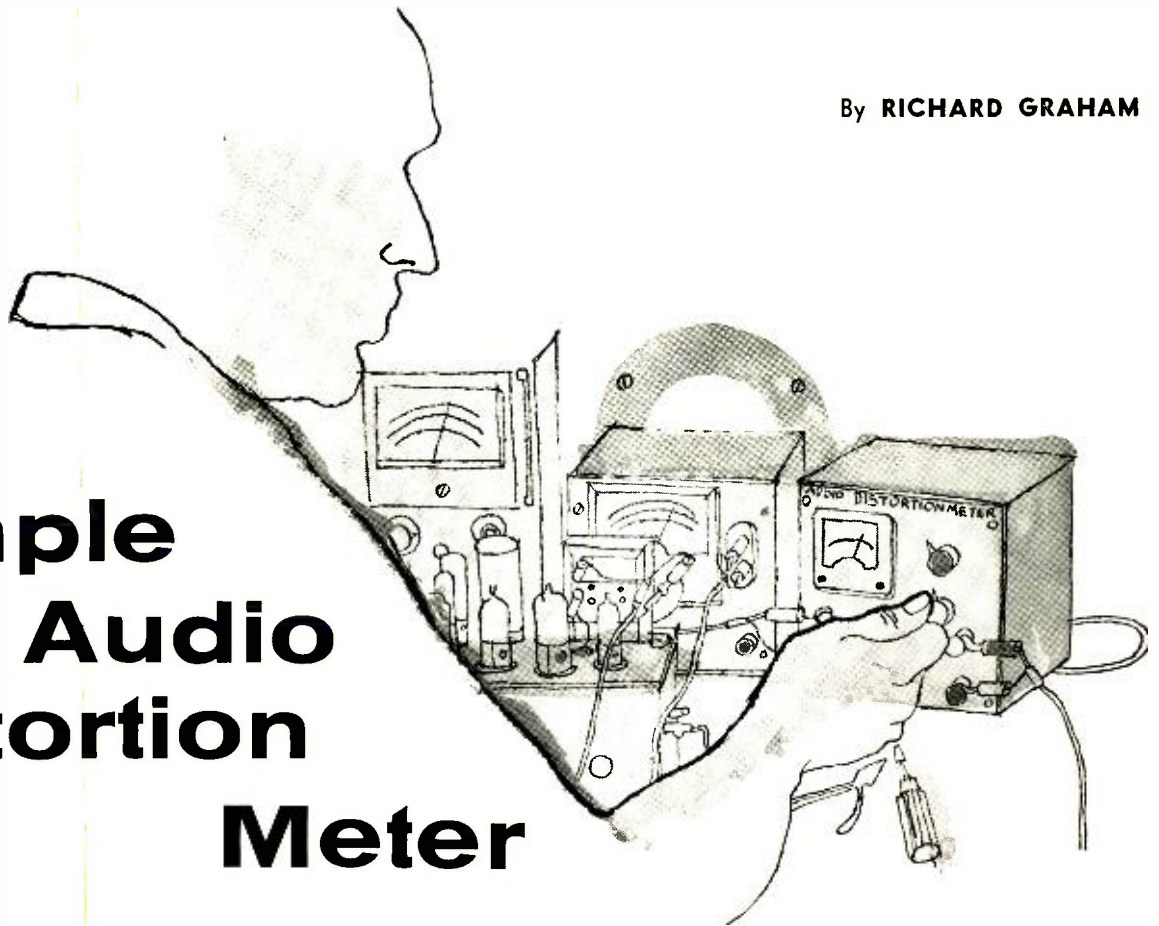
"Wow! Those military maintenance boys really are in a rough spot," Barney remarked. "At least our customers are not our superior officers."

"Vice Admiral William R. Smedberg, commander of the Second Fleet, paid the maintenance men a thoughtful compliment when he said that 'somehow the men who control and maintain our equipment have managed to stay on top of it.' That 'somehow' he uses indicates he understands that maintaining complicated electronic equipment is not easy. Rear Admiral Stroop appreciates this, too. He declared industry cannot answer the military's electronic problems through pyramiding circuitry, additional black boxes, and super-colossal gadgetry. He said, 'We must guard against producing equipment so sophisticated that our personnel cannot maintain it. Equipment must be tailored to talent available in the Armed Forces to operate and maintain it.'"

"Boy, I hope the manufacturers who make civilian radio and TV sets were listening," Barney said earnestly.

(Continued on page 80)

# Simple Audio Distortion Meter



**W**HILE the human ear is a pretty wonderful mechanism when you stop to think about it, it does lack certain features the audio enthusiast needs when tracking down the cause of distortion in his hi-fi rig. For example, when the distortion levels are low, it is almost impossible to tell, without making an A-B test, if the "improvement" accomplished anything at all. Switching back and forth like this, from the original condition to the new condition, is a time-consuming operation, particularly if tubes have to warm up between tests. What usually happens next is that the memory of the two conditions becomes a little fuzzy and the test has to be repeated a few times. The result is that there is always a little room for doubt as to the validity of the test.

It is apparent that what those of us in this situation need (and this includes just about all of us) is some means of telling us, in numbers, the amount of distortion present. The audio distortion meter to be described should fit the bill quite nicely as it will provide relative distortion readings on an amplifier without any other piece of test equipment required. For those who happen to have an oscilloscope or an a.c. v.t.v.m., the audio distortion meter can be used to determine the exact percentage of distortion in the amplifier under test. Used either way the audio distortion meter will help to speed up the servicing of any piece of audio gear. There are many subtle changes that can occur which

**Measures relative distortion without additional equipment. May also be used with meter or scope for exact percentage.**

Perhaps the best feature of this audio distortion meter is that it uses only two tubes. This makes it a reasonably simple device to construct and relatively low in cost. The exact price will depend, of course, on how many of the miscellaneous parts the builder has on hand and how many he has to purchase from his electronics parts store.

This meter measures distortion by what is commonly known as the phase-shift method. In this method, the input signal to the amplifier (or any piece of equipment) is compared to the output signal. If the two signals do not agree in shape, then the difference is read on the front-panel meter as distortion. The more the output differs in shape from the input, then the higher will be the distortion and the higher the meter reading. This system of measuring distortion has an advantage over other methods because it is independent of the waveshape of the signal being fed into the amplifier, that is, the distortion meter reading is unaffected by the distortion present in the signal being fed through the amplifier. For example, the signal being fed through the amplifier can be a severely distorted sine wave, yet the distortion readings, as shown on the meter, will be unaffected. This greatly simplifies the requirement for a signal source to be fed through the amplifier. As a matter of fact, for just general checks, this signal could be 60 cps taken from the power line. More will be said on this subject later. For distortion measurements at other fre-



Front-panel layout that is employed in the author's distortion meter.

will defy detection with a voltmeter. Furthermore, this instrument will help in keeping the audio system up to par since this meter is capable of detecting distortion changes before the ear can notice the deterioration in audio quality.

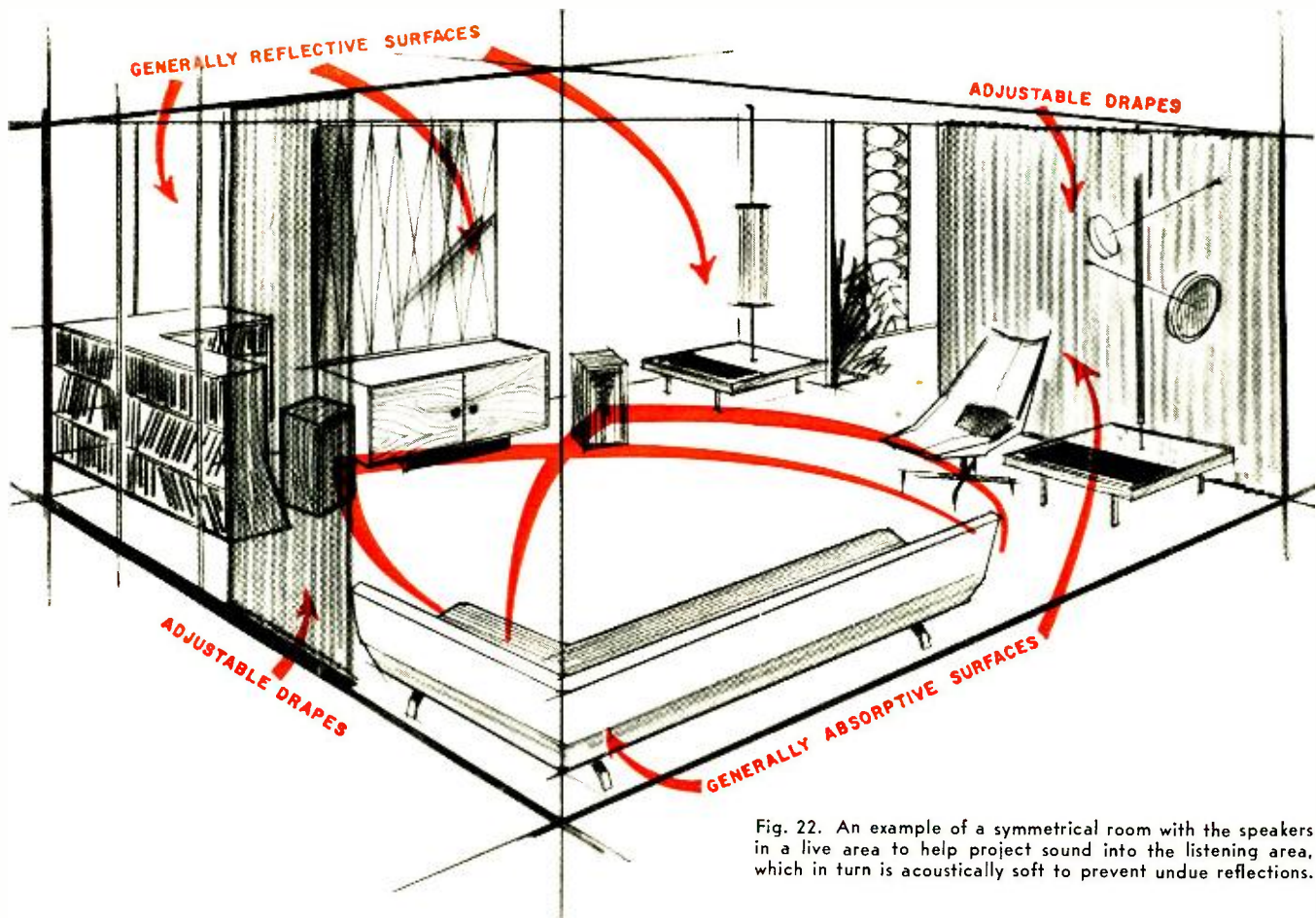


Fig. 22. An example of a symmetrical room with the speakers in a live area to help project sound into the listening area, which in turn is acoustically soft to prevent undue reflections.

# Room Acoustics for Stereo

## Part 4. Balancing the Room

By ABRAHAM B. COHEN / Advanced Acoustics Corp.

**Practical techniques that can be used for proper room adjustment in order to get the best results from your stereo speaker setup.**

IN THE first three articles of this series we discussed the basic principles involved in setting up a good acoustic environment for music: room treatment and reverberation; and variable sound absorption devices and special speaker setups. Now we will take up the matter of balancing the room.

A room which is physically balanced may need only general reverberation control while a physically unbalanced room may require a decidedly different wall treatment to provide proper balance for stereo listening purposes. The final treatment of the room and the placement of the furniture should be based on the establishment of a symmetrical listening axis from the speakers to the listener so that the same apparent acoustic characteristic will be presented on either side of the listener. Adjacent rooms leading into the main listening room, if not acoustically subdued internally, may act as coupled

resonators, reflecting troublesome low-frequency resonances back into the listening room.

### Physically Balanced Room

Irrespective of actual room configuration and the treatment throughout the room or the speaker system used, the end result should be such that one side of the room will produce the same acoustic reaction on the listener's ears as the other side of the room. Two interdependent conditions will exist. In one instance, the reaction of the room's acoustics *upon the listener* will determine what he hears while in the second instance the reaction of the room *upon the speaker* will determine how well it radiates or projects its sound.

In rooms which are physically symmetrical, the room is fairly simple to adjust to stereo requirements. In such a case we simply make sure that the room reverberation falls within the ac-

ceptable limits as outlined in the earlier parts of this series: *i.e.*, whatever absorbent treatment is applied is randomly distributed throughout the room and that the speakers are located at one end or wall of the room which is somewhat more "live" than the rest of the room. This simple situation, using balanced speaker systems, is illustrated in Fig. 22. We can calculate the total absorption by multiplying each discrete area by its own specific absorption coefficient, not forgetting, of course, the lumped total absorption of the chair, divan, and people in the room.

If these figures work out right for the cubic volume of the room, then we will have the right reverberation time. We will, in this instance, try to keep a reasonable minimum of absorbent material at the location of the speakers since we want a somewhat "live" proscenium from which the sound can bounce out into the listening area.

In this latter area—the listening area—we want the optimum (not maximum) sound absorption so that we will hear the correct proportion of reflected-to-direct sound to produce the correct liveness in the reproduction. In the present instance, placing the speakers against the hard wall with the highly reflective wall “mirror” behind them may add just the right amount of reverberation to the loudspeaker “proscenium” area.

The lounge chair, bookcases, distributed drapery, and floor covering may provide sufficient randomly distributed absorption area to properly diffuse the sound so that no acoustic “hot spots” will occur. In a room such as this, we may put our balanced speakers the conventional six to eight feet apart and toe them in, about 15 degrees toward the axis. The room acoustics will be fairly evenly balanced on either side of the listening axis and the room will be quite good for stereo listening, both ears being subjected to the same “liveness” from both sections of the room and full program content of each channel diffusing into the balanced room.

### The Unbalanced Room

Now let's examine the situation with regard to the more irregular room layout and then apply our basic rules to obtain an acceptable stereo environment. It must be recognized that complete solutions for *all* types of systems would involve a complex analysis covering innumerable situations which is clearly beyond the scope of this series. Each system must, in effect, be “played by ear,” keeping in mind the basic rules of good acoustics. If these rules are followed, then the listener should encounter a minimum of trouble in balancing his system, whatever it may be, with the room.

In order to demonstrate the technique involved, we will revert to our two balanced and similar speaker systems and try to optimize their stereo placement in the irregular room of Fig. 23. This is a type of room layout typical of many large apartments in many new developments. As one walks into the apartment through the door there is, to the right, a large area of plastered wall extending toward the far end where there is a closet and a door leading to another room. On the left there is a short stretch of plastered wall, then an open area leading to the living room which is dropped two steps below the hall level.

Farther along this direction, the area is still open but there is a railing divider between the central hallway and the dining alcove on the left. Stepping down into the living room, on the left there are built-in bookcases to the ceiling and then a bare plaster wall. In the corner is a rather large casement window, then two more plaster walls terminating in the dining alcove with a window at its wall side and the usual opening to the kitchen area through two room-divider elements between the dining “L” and the kitchen. The ceiling is 8 feet high, the central hallway

floor is linoleum covered, and the other floors are wood parquet.

Our problem is to first determine the original bare-room acoustic condition then see how the room can be corrected to improve its over-all absorption, then distribute the absorption so that it makes a maximum contribution to the stereo acoustical balance of the room, and finally, to examine the various furniture arrangements to provide a suitable stereo listening environment.

### Adjustment for Reverberation

From the dimensions of the room, its bare walls, ceiling, flooring, panelling, and windows and with the help of Table 1 (Part 2), which lists the absorption coefficients for these various building surfaces, it is not too difficult to determine the total absorption of the room.

Without going through the calculations, it turns out that the room has an absorption characteristic of 40 units. Entering this figure in the equation for the room reverberation constant, we get  $T = .05V/A = 3$  seconds, where the total room volume is nearly 2400 cubic feet and  $A = 40$ .

From our intuitive knowledge of completely bare enclosures, we know that the room will be too live, a hunch that is borne out by the 3-second figure which is far too high. Our problem now is to bring the reverberation down to “size” and to balance the room acoustically.

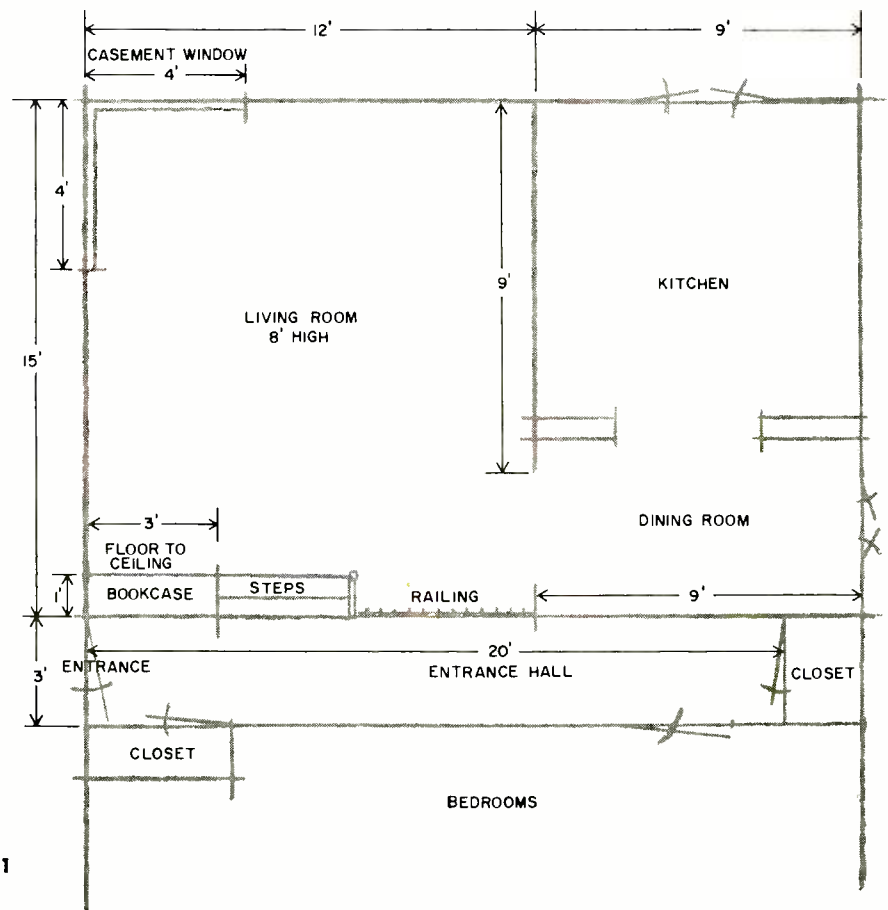
In order to strike a happy medium, let's try for an absorption of, say, 150 units which for this size room will bring the reverberation time down to

.8 second:  $T = (.05 \times 2400) / 150 = .8$  second.

Incidentally, the kitchen area was not included in arriving at either the “room volume” or the absorption. The reason is that we have treated the kitchen area as a “coupled acoustic area” rather than as an integral part of the area being controlled. We shall be more specific about this matter of “coupled areas” after we have gone through the necessary acoustic corrections for the room.

To correct the room we will need 110 additional absorption units (150-40). Some of this absorption will naturally be contributed by sofas, settees, upholstered chairs, etc. We will assume that there is seating capacity for five persons. This will be the equivalent of five mohair-upholstered chairs which individually have an absorption characteristic of 4 units, making a total of 20 units which will be added. Most likely there will be a rug on the floor and we will assume wall-to-wall carpeting in the living room only, leaving the bare parquet floor in the dining area. The 512-cps absorption coefficient of carpeting on a felt pad is approximately .37. The *total absorption* for the rug covering the 180 square feet of the living room floor is  $180 \times .37 = 66$  units. Adding these 66 units of carpeted floor area to the 20 absorption units contributed by the chairs, brings the newly added absorption up to 86 units. We now have approximately  $110 - 86 = 24$  units of additional absorption to be discretely applied throughout the room to provide acceptable reverberation and stereo acoustic balance. To be per-

Fig. 23. Layout of the listening area and surrounding rooms discussed in the text.



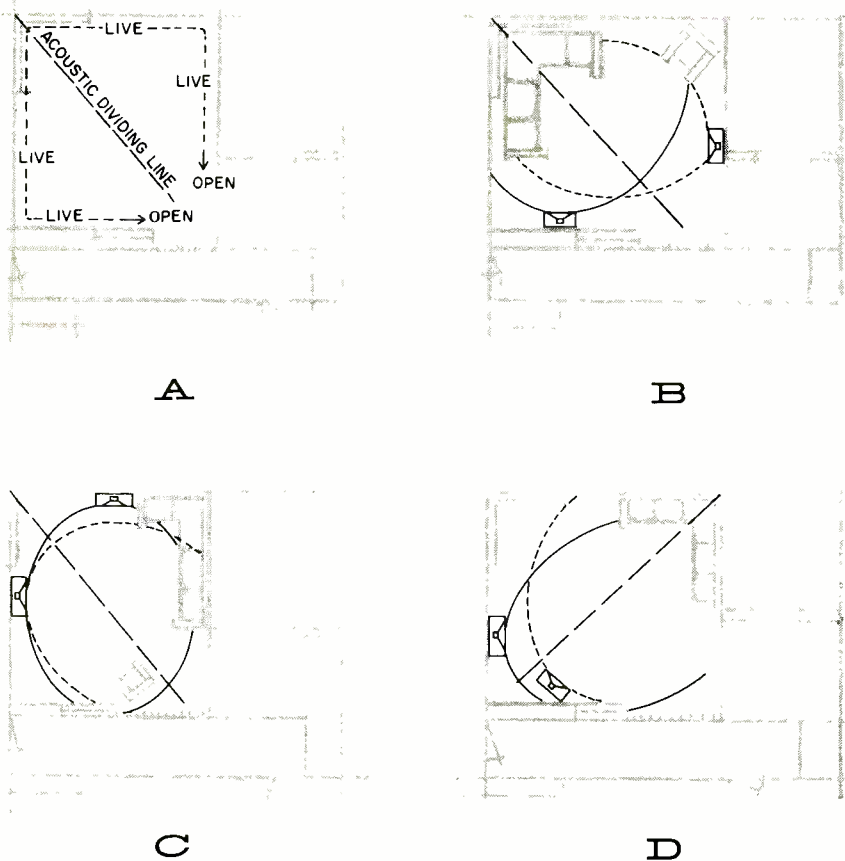


Fig. 24. Various means of arranging the listening room for stereo reproduction.

fectly accurate, we have more than that amount to play with. For instance, suppose we do hang some drapes. By actually hanging such drapes we mask off some of the wall area and thus obtain a sort of see-saw balance between new absorption material being hung as against the original material being covered up. However, where the original bare area has a very low absorption characteristic, such as plaster with a factor of .06, which is then covered with drapes with a coefficient of .5, then the absorption of the original wall may be neglected when masked by the drapes.

We now have 24 units to be deployed around the room. Some of these 24 units will, of course, be absorbed by the people in the room. The average absorption (acoustic) of an adult is approximately 4 units and for a child 2.5 units. If our "stereo evenings" are comparatively small family affairs, we may assume two adults and two children in the room for a total absorption of 13 units. This leaves approximately 11 units to be "installed."

The lady of the house will have no doubt noted the absence of curtains and/or drapes. As far as light gauzy curtains are concerned, these may be used in any quantity desired for they contribute practically nothing in the way of acoustic absorption. Thus, even if the entire window area of the room is hung with sheer curtains, the absorption of that area would still be governed by the absorption characteristic of the glass.

When it comes to the heavier mate-

rials, such as velours, monks cloth, or weighted cotton fabrics, they do, of course, contribute to the room's absorption. For instance, if we were to hang cotton drapes over a total of 10 linear feet (with the drapes 8 feet long) then we would have  $8 \times 10 = 80$  square feet of drapes whose mid-frequency (512 cps) absorption coefficient is .15 when stretched out to  $\frac{7}{8}$ th of their width. Then the total absorption of the drapes would be  $80 \times .15 = 12.0$  units. Now we see that we have arrived at about the correct room adjustment.

#### Symmetrical Listening Axis

If the room is completely symmetrical (as is the case in Fig. 22), the problem of stereo balancing is fairly simple. We draw an imaginary line down the center of the room and proportion our absorption material in equal quantities on either side of the room (but still in random fashion). This will produce a situation where, when the stereo speakers are symmetrically placed with respect to the center balance line, they will "see" essentially the same acoustic environment on either side, with the result that the sound reflections from one wall will be practically the same as from the other wall; the spatial distribution of the sound within the room will thus be "stereo balanced."

Where, however, the room is not symmetrical, as in the problem we are treating, we must draw our imaginary line through the contemplated center of the listening room area, then place the speakers on either side of this line

and balance both sides acoustically by adding or removing absorbing areas from either side to bring about an acoustic stereo balance.

Referring to the diagram of our irregular room in Fig. 23, we can see that if we can find a line which bisects the room on an acoustically symmetrical basis, the stereo system can be placed accordingly. Then, as an extreme example, we can select another direction within the room which leaves the room unbalanced acoustically—and try to bring it into balance.

Referring to Fig. 24A, we have drawn such an acoustic dividing line from the corner casement window toward the dining area (there are other dividing lines which will be discussed in turn). It will be noted that there is fairly good geometric and acoustic symmetry about this line. There are two triangles of fairly equal acoustic influence on either side of this listening line. They have similar live walls opposite each other and then both end in an open area at the dining "L". We must now make a choice as to which end of the axis is to be used for listening and which end for speaker placement.

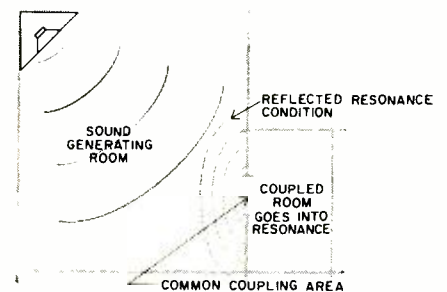



Fig. 25. Sound entering the door of the coupled room may cause the room to resonate and to inject this resonance back into the room in which the listening is done.

If the casement window area is used as the center of the settee and chair grouping, as shown in Fig. 24B, then the loudspeakers would be placed at the opposite end of the listening axis and, of course, on either side of it. It will be observed that the acoustic coverage of the listening area is fairly uniform from both sound sources. There are, however, some drawbacks to this arrangement other than the matter of decor!

Let us apply the five criteria for good stereo room adjustment discussed earlier. As far as (a), the room absorption characteristic, is concerned we can make the necessary adjustment irrespective of furniture placement. Concerning (b), the distribution of absorbent material, again this is relatively independent of furniture distribution. In relation to (c), the avoidance of large parallel reflecting areas, these again may be treated in a manner relatively independent of furniture placement. However, when we came to (d), the placement of the sound sources in comparatively live areas, the configu-

(Continued on page 112)



# Tube Inventory for Service Shops

# 1960

Do you run short on some types while others gather dust? Plan your stock.

AS IN the past, recommended quantities are minimum figures that can be multiplied by 2 or a larger figure for busy shops. The parade of new tubes continues, with 288 listings this year as compared to 253 in 1959, despite the weeding out of 16 types for which demand is vanishing. Even without the separate hi-fi group, the 1960 list numbers 267—and recommended quantities are generally up.

Since the importance of industrial electronic and color TV work varies, the tubes involved are specially marked. For those with audiophile customers, hi-fi types are listed separately with good reason. Many foreign tubes have domestic equivalents, already on the regular list, but equipment owners often insist on the "original" types, which

have acquired prestige. Most of the tubes dropped this year are 7-volt locals, a vanishing breed. However, some types no more than two or three years old also have been deleted, apparently because they have not been adopted widely. Let us hope that this foreshadows a trend. -30-


Type	Quan	Type	Quan	Type	Quan	Type	Quan	Type	Quan	Type	Quan
0A2*	2	5J6	2	6BF6	2	6DN7	1	12AQ5	1	19T8	1
0B2*	2	5R4GYA*	5	6BG6	5	6DQ5**	3	12AT6	2	25AX4	1
0Z4	5	5T8	2	6BH6	1	6DR7	1	12AT7	6	25BK5	2
1AX2*	2	5U4GB	10	6BH8	1	6DQ6	7	12AU6	1	25BQ6/CU6	4
1G3/1B3	10	5U8	2	6BJ6	1	6DT5	1	12AU7	10	25CD6	1
1R5	1	5V4G	3	6BJ8**	1	6DT6	2	12AV5	2	25DN6	2
1S4	1	5X8	2	6BK4**	2	6E5	1	12AV6	2	25L6	4
1S5	1	5Y3GT	3	6BK5	2	6ES8	2	12AV7	3	25W4	3
1T4	1	6AB4	4	6BK7A	3	6FM8	1	12AX4	5	25Z6	2
1U4	1	6AC7	5	6BL4**	1	6H6	1	12AX7	6	35A5	2
1U5	1	6AC5	5	6BL7	3	6J5	3	12AY7	1	35B5	3
1V2	3	6AG7	2	6BN6	4	6J6	6	12AZ7	1	35C5	3
1X2B	6	6AH4	2	6BN8**	1	6K6GT	6	12B4	3	35L6	4
2D21*	2	6AH6	3	6BQ5	3	6L6	2	12BA6	3	35W4	5
2ER5	2	6AK5	2	6BQ6/CU6	10	6M3**	1	12BA7	1	35Y4	1
3A2**	2	6AK6	1	6BQ7A	10	6S4	5	12BD6	2	35Z5	4
3A3**	4	6AL5	10	6BR8	2	6SA7	3	12BE6	4	40A1	1
3AL5	1	6AL7GT	2	6BS8	2	6SC7	1	12BF6	3	40B2	1
3AU6	2	6AM8	3	6BU8	1	6SF5	1	12BH7	6	50A5	1
3AV6	1	6AN8	4	6BX7	2	6SC7	1	12BK5	2	50B5	2
3B2**	2	6AQ5	4	6BY5	1	6SH7	1	12BN6	1	50C5	2
3BC5/3CE5	2	6AQ6	2	6BY6	1	6SJ7	2	12BQ6/CU6	4	50L6	5
3BN4	1	6AQ8	2	6BZ6	6	6SK7	3	12BY7	3	5642	2
3BN6	1	6AR5	1	6BZ7	3	6SL7	3	12BZ7	2		
3BU8	1	6AS5	2	6C4	2	6SN7	10	12CA5	1		
3BY6	2	6AS7G*	1	6CB5**	2	6SQ7	3	12CR6	2		
3BZ6	2	6AT6	3	6CB6	10	6SR7	1	12CU5/CS	3		
3CB6	2	6AT8	3	6CD6	5	6T8	3	12D4	1		
3CF6	2	6AU4	4	6CF6	2	6U8	6	12DQ6	3		
3CY5	1	6AU5	3	6CG7	8	6V3	2	12K5	2		
3CS6	2	6AU6	10	6CG8	3	6V6GT	6	12L6	1		
3DK6	2	6AU8	2	6CK4	1	6W4	10	12SA7	2		
3DT6	2	6AV5	1	6CL5**	1	6W6GT	4	12SG7	1		
3Q4	1	6AV6	4	6CL6	3	6X4	2	12SH7	1		
3S4	1	6AV8	1	6CL8	3	6X5	2	12SJ7	1		
4BQ7A	5	6AW8	6	6CM6	1	6X8	5	12SK7	3		
4BZ7	2	6AX4	8	6CM7	3	6Y6	1	12SL7	1		
4DT6	2	6AX5	1	6CN7	3	7AU7	4	12SN7	4		
5AM8	2	6AZ8	4	6CR6	3	7B5	1	12SQ7	3		
5AN8	2	6BA6	4	6CS6	2	7C5	1	12V6GT	5		
5AQ5	2	6BA8	2	6CS7	1	7F8	1	12W6	2		
5AT8	2	6BC5/6CE5	6	6CQ8	1	8AU8	1	12X4	2		
5AV8	1	6BC7**	1	6CU5	2	8CG7	1	13DE7	1		
5BK7A	3	6BC8	2	6CU8	1	9BR7	1	17AV5	1		
5BR8	2	6BD4A**	1	6CX8	1	10DE7	3	17AX4	2		
5BW8	1	6BD5	1	6CY5	2	12AB5	2	17D4	2		
5CG8	1	6BD6	2	6DA4	2	12AD6	2	17DQ6	2		
5CL8	2	6BE6	5	6DE6	2	12AE6	2	19AU4	2		
5CQ8	2	6BF5	1	6DJ8	1	12AL5	1	19BC6	1		

HI-FI TYPES	
Type	Quan
ECC81/12AT7	3
ECC82/12AU7	3
ECC83/12AX7	4
ECC85/6AQ8	2
ECF80/6BL8	2
EL34/6CA7	4
EL37/6L6	4
EL84/6BQ5	4
EL86/6CW5	2
EZ80/6V4	2
EZ81/6CA4	2
GZ34/5V4GB	2
KT66	2
KT88	2
1614	2
7025	4
7199	2
7355	2
7408	4

\*Industrial Electronic  
\*\*Color TV



# Crystal- Controlled Converter for 2 and 6 Meters

Over-all view showing the boards in place. Power components are at rear of chassis.

By DONALD A. SMITH, W3UZN

**Construction of a sensitive, two-band converter from two pre-assembled kit boards. I.f. output 3 to 7 mc.**

**A**RE you a Novice operating on 2 meters? A Technician on 6? Or a General Class Amateur operating in the v.h.f. bands? Described here is a crystal-controlled converter for everyone. You won't have "bugs" in it and you won't have to worry about lead lengths. Even the "B+" and filament voltages required for the operation are "built-in."

The desire for a 6- and 2-meter converter brought on an investigation of the amateur market to see what was available in both kit and wired units. There are several complete kits on the market but the prices exceeded the budget. Even with the fancy price tags power supplies were not included in these units.

An *International Crystal FCV-2* 6-meter converter was on hand and had been in use for some time. Good results had been obtained with it and, being of the printed circuit type, no problems were encountered with lead lengths or other characteristic v.h.f. problems. With these advantages in mind, a 2-meter model of the FCV-2 was ordered for use in the two-band converter. These units are available in either kit or wired-and-tested versions.

## Power Supply

Supply voltages for outboard equipment is not always available or desirable. For this reason, the unit was designed with its own built-in a.c.-operated power supply. See Fig. 1. There is no shock hazard using the small pow-

er transformer. The only receiver connection required is a shielded lead from the i.f. output jack to the receiver antenna terminals. The unit has a separate jack on the rear apron of the box chassis—one for the 2-meter antenna and one for the 6. The bandswitch on the front panel serves two purposes. First it connects the output of the converter in use to the i.f. output jack, *J<sub>3</sub>*. Second, it connects filament voltage to the converter.


Switching of the filament voltage involves a short delay until the filaments

warm up, but is worthwhile since it permits the use of a less expensive power transformer. A pilot lamp is used with each converter—the lamp also being wired to the bandswitch. This tells the amateur which band is in operation—2 or 6 meters. Another switch, *S<sub>1</sub>*, is used as the a.c. "on-off" switch.

## Construction

The unit is built on a 7" x 7½" x 2" box-type chassis, which completely shields the bottom of the printed cir-

Front view shows the placement of the power and band switches and two pilot lamps.



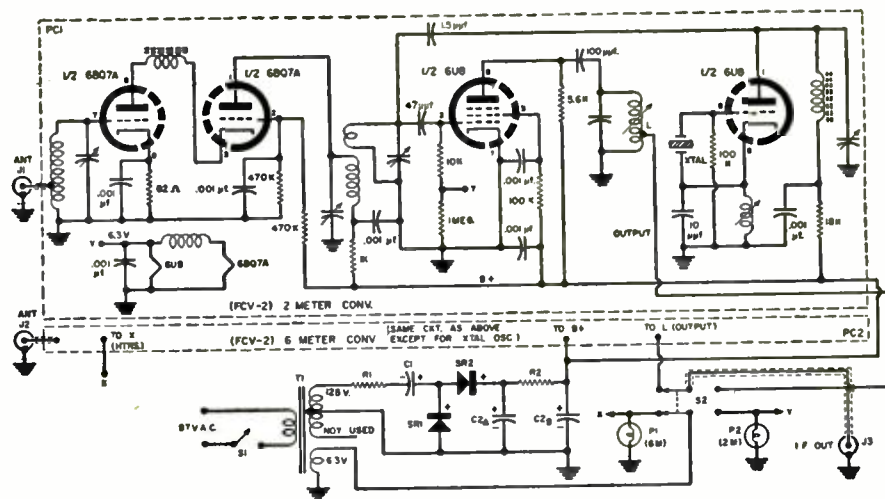


cuit boards. Two shields (not shown) shield the converters above the chassis. These shields are available from the same company that supplies the printed-circuit converters, but a saving can be effected by making your own. Screening or "do-it-yourself" aluminum can be used. Do not use a material which does not have adequate ventilation. The heat from the tubes should be allowed to circulate and be dissipated in the air.

Begin construction by cutting holes in the chassis to accommodate the two printed circuit boards. This is not difficult. The chassis is made of aluminum and can be cut with a pair of tin snips after a "starter hole" has been punched. If desired, you can drill around an outline and then file the cut-out smooth. Make the cut-out for the printed circuit boards about  $\frac{1}{8}$ " smaller than the actual board so that the board will have a little "lip" on which to rest. Be sure to leave the lip at the points where the mounting holes for the printed circuit boards are located. You will note that these are drilled in each corner. The small nuts and bolts required for mounting are included with the kits.

Now finish the sheet metal work by drilling holes for the switches, pilot lamp sockets, transformer, etc. Terminal strips are used under the chassis for mounting the silicon rectifiers and series filter. Check your chassis space to be sure all the parts will fit and then solder in the components.

When all the parts are mounted, wire the power supply. The silicon supply is of the voltage-doubler type. The output voltage will be between 200 and 250 volts, depending on the value of the input filter used and that of the filter resistor,  $R_2$ . It is not necessary to use shielded leads from the output of each converter to the bandswitch,  $S_2$ . However, the leads from each of the antenna input jacks to the converter inputs must be shielded. Use the type of shielded wire which has an insulated



- $R_1$ —47 ohm,  $\frac{1}{2}$  w. res.
- $R_2$ —1000 ohm, 2 w. res.
- $C_1$ —40  $\mu$ f., 150 v. elec. capacitor
- $C_2$ —20/20  $\mu$ f., 350 v. can-type elec. capacitor
- $S_1$ —S.p.s.t. toggle switch
- $S_2$ —D.p.d.t. toggle switch
- $SR_1, SR_2$ —150 ma. silicon diode (Tarzian M-150)
- $P_1, P_2$ —6.3 volt pilot lamp ( $\pm 47$ )
- $J_1, J_2$ —V.h.f. jack (Amphenol #83-1R)
- $J_3$ —Phono jack (comes with printed circuit kit)
- $T_1$ —Power trans. 125-0-125 @ 25 ma. (half of secondary not used); 6.3 volts @ 1 amp.

(Stanco PS-8416)

$PC_1$ —Printed circuit board for 2 meters (International Crystal FCV-2, in kit or wired form)

$PC_2$ —Printed circuit board for 6 meters (International Crystal FCV-2, in kit or wired form)

Note: These printed boards come with all parts which are shown within dotted lines. Other parts listed above are not included.  
Chassis—Box type chassis, 7" x 7 $\frac{1}{2}$ " x 2" (LMB #20)

Fig. 1. Schematic of power supply and interconnections for the 2-band converter.

covering over the shield. This will prevent shorting of parts under the chassis.

Connect a shielded wire from the i.f. output jack,  $J_3$ , to the receiver antenna connections and insert the tubes, pilot lamps, and crystals. Note that the frequency of the crystals will depend on the i.f. output frequency desired from the converters. When ordering the printed circuit kits, state what i.f. output you require. The model shown was designed for an i.f. output of 3 to 7 mc. Other i.f. outputs from 600 kc. to 30 mc. are available.

If you have selected the wired printed circuit boards, no alignment is necessary. When the unit is turned on and the desired band selected by means

of the bandswitch, an increase in receiver noise will be noted. Simply tune your receiver to the frequency of the i.f. output that is used and you are in business!

### Alignment


When kits have been used, a simple alignment procedure must be followed. The oscillator can be checked on each of the converters, to insure that it is oscillating, by removing the 6BQ7A and connecting a v.t.v.m. to pin 9 of the 6U8 and measuring the bias voltage. Tune the oscillator slug for maximum grid voltage. This will be a small negative voltage. In the 2-meter converter, after setting this slug for maximum, turn the adjustment screw of the oscillator coil one-half turn counterclockwise. This will keep the oscillator from "dropping out" of oscillation while you make the other adjustments.

Replace the r.f. amplifier tube, then find a weak signal on the band and peak the trimmers. Do not re-adjust the oscillator. You will notice that maximum signal and minimum noise do not occur at the same setting of the trimmers. This is normal, so adjust the trimmers for maximum signal, while keeping the noise level as low as possible.


If wide-band coverage is necessary or desired, a signal generator will be necessary. The instructions accompanying the printed circuit boards explain this alignment procedure in detail. Since in most cases operation on these two bands is confined to one end of the band, the simple tune-up outlined previously will be satisfactory.

The 2- and 6-meter converter is used with a ground-plane antenna for 2 meters and an 8-element beam for 6.

Rear view of the unit shows coax fittings for the six- and two-meter antennas that are employed, along with the phono jack for intermediate-frequency output.



# Transistorized FM Multiplex Adapter



By **CARL A. HELBER**

Compact multiplex adapter unit. Jacks are (from left) for audio output, subcarrier input, and 6.3-volt a.c. input for rectifier.

**Construction of experimental unit used with FM tuner to detect narrow-band multiplex signals. Requires separate matrixing circuits for multiplexed stereo.**

**H**AVING recently completed the construction of an FM tuner kit, the author decided to design an experimental multiplex adapter which could be used with the tuner. Two excellent articles on the fundamentals of FM multiplex appeared in the January and February 1959 issues of this magazine and were used as the springboard for designing the adapter to be described.

The primary aim in designing this adapter was to gain some practical experience with FM multiplex systems. Several experimental devices were built in the course of this work and the one described is thought to be of interest to readers, from the standpoint of circuit simplicity.

While the unit in its present form is suitable only for narrow-band FM multiplex stereo, when used with suitable matrixing it can be modified for

wide-band use. Considerably more tuner output is required for reliable operation, however.

To date the FCC has not decided which of the many proposed stereo multiplex systems to approve. In the interim the experimenter can content himself by becoming acquainted with the problems peculiar to some or all of the many types and can, if so inclined, accept the challenge of finding the simplest device capable of acceptable performance.

While previously published information applied to tube circuits, it appeared, after a cursory analysis, to be feasible to design an adapter using inexpensive germanium transistors. The advantages of such a device are simplicity, low power consumption, small size, and low cost. In fact the total cost of parts, including the 5½" x 3" x

1¼" case, was approximately \$12.00.

## Circuit Design

In the interests of simplicity a constant-*k*, high-pass filter and amplifier circuit was designed rather than the more complex bandpass type. The adapter described herein was for experiments on a subcarrier of 67.5 kc. and the filter was designed to cut-off in the neighborhood of 40 kc. For a 50 kc. subcarrier, a cut-off frequency of about 25 kc. would be more desirable. Fig. 4 is the diagram of the filter and amplifier while Fig. 1 shows the over-all gain characteristics as a function of frequency.

The filter was designed to match a 2700-ohm load as a reasonable compromise between the large physical size of the high-value inductors required for high-impedance filters and the excessive power required to drive a low-impedance filter to a given voltage output. A value of 2700 ohms is close enough to the input impedance of the transistor amplifier to provide a reasonable match for the filter. Measurements made on several 2N229 *n-p-n* transistors in the circuit shown gave an input impedance of about 3500 ohms at 67.5 kc. Mismatches of 2 to 1 showed no discernible ill effects as far as a hearing test was concerned.

The frequency discriminator was designed originally as a monostable multivibrator and is shown in Fig. 2. Transistor  $V_3$  is normally held in

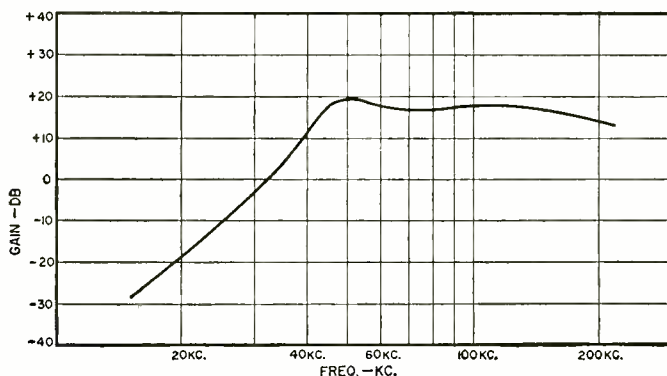


Fig. 1. Measured response of the filter and amplifier. Equipment was designed for a 67.5-kc. subcarrier so that the filter cuts off at around 40 kc. For a 50-kc. subcarrier, a cut-off frequency of about 25 kc. would be preferable.

saturation by base current flowing through  $R_1$  while  $V_2$  is conducting lightly because of its much lower base current. Transistor  $V_2$  could be cut-off completely by decreasing the value of  $R_6$  but at the expense of larger trigger requirements. When a positive pulse is applied to the base of  $V_2$ , the collector of  $V_2$  drops sharply, as does the base of  $V_3$ . This action causes the collector of  $V_3$  to rise and causes  $C_6$  to start charging toward +6 volts. In about 4 or 5 microseconds  $C_6$  has charged sufficiently, through  $R_5$ , to bring  $V_3$  back into conduction, at which time the emitters of both transistors rise to a point where  $V_3$  is conducting heavily again and  $V_2$  only lightly.

Since the width of the generated pulse is essentially independent of the triggering rate, the average voltage appearing at the collector of  $V_3$  will be

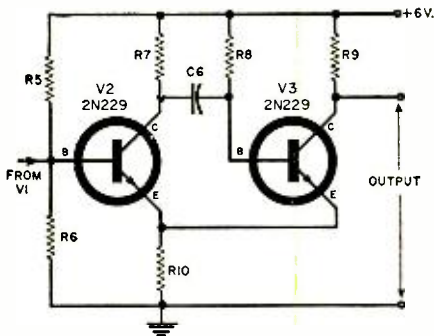


Fig. 2. Monostable multivibrator circuit.

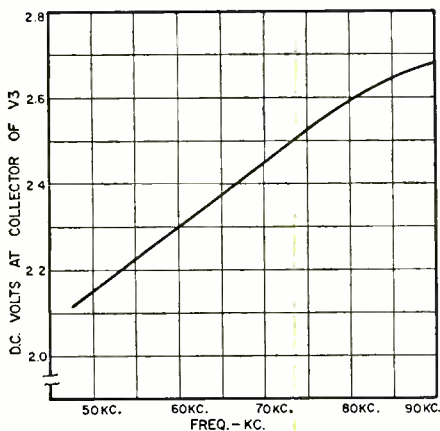


Fig. 3. Monostable multivibrator response.

directly proportional to the triggering frequency up to the point where  $V_3$  is off all the time. In this case the collector of  $V_3$  would be at +6 volts. Usually before this condition is reached, the multivibrator begins to trigger on every other pulse and thus the average voltage at the collector of  $V_3$  is linearly proportional to frequency over a limited range.

Fig. 3 shows the results of actual measurements taken on the circuit of Fig. 2 connected to the filter and amplifier of Fig. 4. A sinusoidal voltage of sufficient amplitude to cause reliable triggering of the multivibrator was applied to the input of the filter. From this curve it can be seen that a peak-to-peak audio component of about 0.22 volt will be developed for a maximum frequency deviation of  $\pm 7.5$  kc.

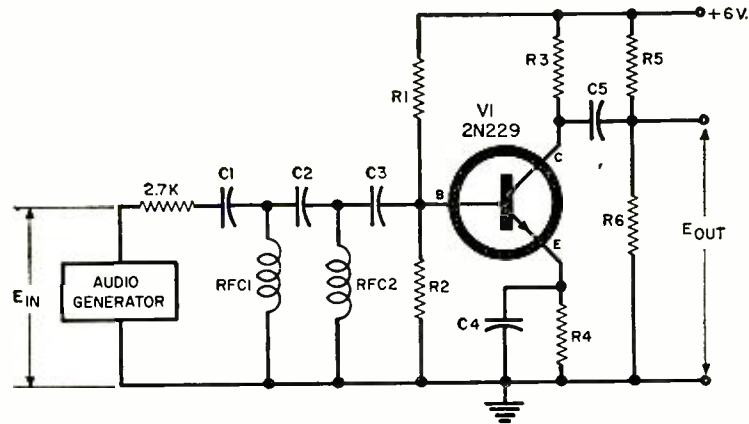


Fig. 4. Filter and amplifier portion of the transistorized multiplex adapter.

Measurements made on the overall circuitry showed that triggering started with an input signal of about 40 millivolts r.m.s. at 67.5 kc. and that no further change in d.c. level at the collector of  $V_3$  occurred when the voltage increased beyond about 80 millivolts. Tests were made all the way up to 10 volts r.m.s. For this purpose a 2700-ohm resistor was connected between the filter input and the signal generator and the voltage measured at the generator end of the resistor.

In order to eliminate any possibility of distortion or overloading occurring between the FM tuner discriminator and the filter, it was decided to connect the filter directly to the tuner multiplex jack. It was necessary to replace the 100,000-ohm resistor normally present in the tuner with a 2700-ohm unit in order to achieve the necessary driving source impedance and high enough signal levels. No noticeable effect on normal FM reproduction appeared as a result of this change.


A filter between the collector of  $V_3$  and the audio amplifier is required in order to keep the high-amplitude pulses from over-driving the input stage. The filter incorporated in the diagram provides adequate pulse filtering along with a substantial amount of

de-emphasis of the high frequencies. Power-supply measurements were made and showed that at 6 volts a current of 13 ma. was required. Since this was less than the current required by the average pilot light, it was decided to obtain power for the adapter from the rectified and filtered filament power of the tuner. The complete diagram of the unit, including the power supply, is shown in Fig. 5. Residual ripple is negligible.

### Construction

Following the preliminary design, a circuit was built up and tests made. It was found experimentally that improved signal-to-noise ratio for initially noisy signals could be obtained by means of a slight modification of the filter ( $C_{12}$  was added to boost the subcarrier 4 or 5 db) and the monostable multivibrator was modified to a free-running multivibrator capable of being locked easily to the incoming modulated subcarrier. Nominally the multivibrator runs at about 65-70 kc. and puts out a somewhat triangular waveform. While for sufficient trigger levels the "off" time for  $V_3$  remains fixed, the time between pulses is inversely proportional to the triggering


(Continued on page 120)



# A Calibrated Decade Amplifier

By TOM JASKI

**This precise, wide-range instrument expands the utility of other test instruments in low-level measurement.**



**W**HEREVER you need to measure, display on an oscilloscope, or have to work in some other way with very low voltages, some standardized form of amplification is almost indispensable. The decade amplifier to be described can supply such a standard amount of amplification and, besides that, it comes in handy as a general laboratory or shop amplifier. It can be built to give you exactly 10-times, 100-times, or 1000-times amplification over a wide range of frequencies and will give less accurate, but substantial, amplification beyond this range. The frequency range over which the amplifier may be considered accurate is from 1 cycle to well over 200 kc., and the drop at 1 mc. is less than 1 db. External appearance of this relatively inexpensive unit is shown above, with the schematic appearing in Fig. 3.

The input voltage is first applied to a cathode-follower; next, to one, two or three almost identical amplifiers; and

finally, to another cathode-follower, making the circuit independent of input and output impedance. We say "almost" identical because there will be some slight differences in amplifiers, if you want accuracy over the three steps. You can achieve this accuracy in either of two ways: you can do it as the author did, by selecting plate-load resistors for the 12AT7 voltage amplifiers, or you can make the plate-load resistor of the first amplifier a potentiometer. Why is this necessary? Because the cathode followers each have a gain of slightly less than one.

As shown, the gain of each of these cathode-followers is about 0.93, but this may vary with the particular tubes you use. Suppose gain is 0.9. Then, without amplification, you'd get through the two followers a signal about 0.81 of the original. To get exactly 10-times amplification, the gain of the first stage must be 12.4. Now, when using the 10X stage only, you will get just

what you want ( $12.4 \times .81 \times \text{signal} = 10X \text{ signal}$ ). To get 1000X, then, the second stage needs to be exactly 10 times and the third stage also exactly 10 times. For this reason the plate resistors in the three voltage amplifier circuits are labelled "approximately," so that you can adjust the gain by selecting these resistors.

The gain of a single stage of voltage amplification is roughly (ignoring the following grid resistor):  $\mu R_L / (R_L + R_p)$  in which  $\mu$  is the amplification factor,  $R_L$  the load resistor, and  $R_p$  the tube plate resistance. Thus by increasing  $R_L$  we can increase the gain of the stage. This increase is not rapid, but then we need only very little increase—less than 25%, depending on the performance of the cathode-followers.

The bias adjustment ( $R_{15}$ ) is provided to allow calibration of the amplifier for slightly differing line voltages and to compensate eventually for tube aging. It is assumed that all the

Fig. 1. For those who wish to follow the author's layout, location of most components is shown in this bottom view.


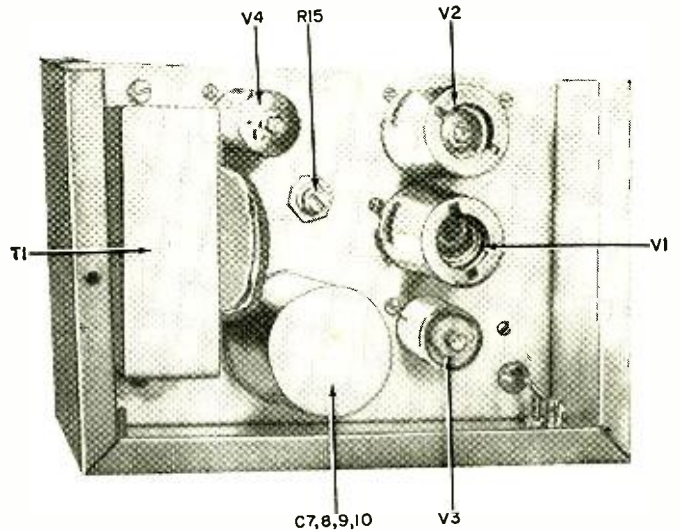


Fig. 2. Tubes, the multiple filter capacitor, the transformer, and the bias control are mounted atop the chassis.



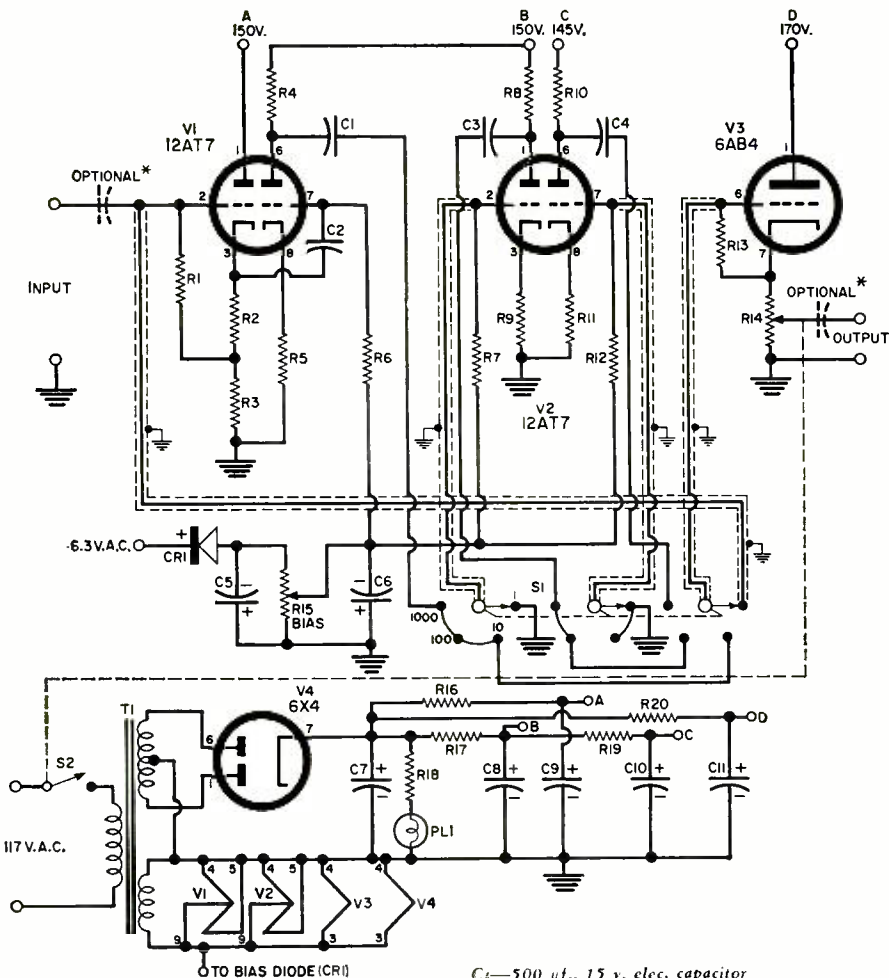
tubes will be equally affected by either line voltage or aging, and this is reasonable in view of the nearly identical circuits and the identical tubes. If you are more particular than that, you can duplicate the bias adjustment for each stage individually. By careful selection of plate-load resistors, the amplifier was built to give accurate steps within 2%. This is sufficient for most practical purposes. Input and output can be supplied through capacitors if you wish to eliminate d.c. components. These capacitors should be .25  $\mu\text{f.}$ , 200 v. each.

The maximum signal input for the 1000-times gain setting is 10 millivolts and, for the other settings, it is proportionately larger. Thus, the undistorted output of the amplifier is about 10 volts. This is a conservative figure; actually you can probably get up to 15 volts undistorted if all circuit components conform exactly to the values indicated in the parts list.

The entire amplifier is housed in a 4" x 5" x 6" utility box. Tubes are shielded and need to be tested in advance for cathode-filament leakage, since 60-cycle hum must be kept to an absolute minimum considering the low voltages with which we are dealing. For that reason, the grid leads to all tubes are carefully shielded—and remember to tie the shields to ground all at one location and only at one end of the shield. It will be best to use a steel utility box, since strong magnetic fields, such as leakage fields from power transformers, can affect the circuit. In use, the case should be well grounded to whatever other instruments are used.

Parts arrangement (Figs. 1 and 2) is not extremely critical, but thought must again be given to minimizing 60-cycle hum. Dress all filament leads close to the chassis and keep grid connections as physically short as possible. Always connect the outside foil of capacitors to the plate of the tube rather than to the succeeding grid and do not run any grid or plate wires parallel, even for a short distance, to filament wires. Poor construction can result in making the 1000-times stage unusable because of 60-cycle pickup. If you are concerned about this possibility of trouble, you can profitably make the cabinet larger and magnetically shield the power transformer from the rest of the circuit or build the power supply into a separate cabinet. Steel shields should be used around the tubes instead of aluminum ones. Connections to and from other equipment should also be carefully shielded.

The amplifier stages are not difficult to calibrate. With a scope and a voltage source you can adjust each stage individually for its proper gain. First determine the loss of both cathode-followers and correct the first amplifier stage accordingly. The next two amplifier steps should be adjusted until they give steps of exactly 10. The accuracy of the instrument is then limited only by your patience in connecting the correct plate-load resistors and the care



- R<sub>1</sub>, R<sub>15</sub>—1 megohm, 1/2 w. res.*  
*R<sub>2</sub>—1000 ohm, 1/2 w. res.*  
*R<sub>3</sub>—10,000 ohm, 1 w. res.*  
*R<sub>4</sub>—24,000 ohm, 1 w. res. (approx., see text)*  
*R<sub>5</sub>, R<sub>6</sub>, R<sub>11</sub>—470 ohm, 1 w. res.*  
*R<sub>7</sub>, R<sub>8</sub>, R<sub>12</sub>—240,000 ohm, 1/2 w. res.*  
*R<sub>9</sub>, R<sub>10</sub>—22,000 ohm, 1 w. res. (approx., see text)*  
*R<sub>13</sub>—5000 ohm, 4 w. wirewound pot (with switch S<sub>2</sub>)*  
*R<sub>14</sub>—500 ohm, 1 w. pot*  
*R<sub>16</sub>—10,000 ohm, 2 w. res.*  
*R<sub>17</sub>, R<sub>20</sub>—5000 ohm, 5 w. wirewound res.*  
*R<sub>18</sub>—2.2 megohm, 1/2 w. res.*  
*R<sub>19</sub>—1000 ohm, 1 w. res.*  
*C<sub>1</sub>, C<sub>2</sub>, C<sub>3</sub>, C<sub>4</sub>—.25  $\mu\text{f.}$ , 200 v. paper capacitor*

- C<sub>1</sub>—500  $\mu\text{f.}$ , 15 v. elec. capacitor*  
*C<sub>5</sub>—1000 to 2000  $\mu\text{f.}$ , 6 v. elec. capacitor*  
*C<sub>7</sub>, C<sub>8</sub>, C<sub>9</sub>, C<sub>10</sub>—20/20/20/20  $\mu\text{f.}$ , 450 v. elec. capacitor*  
*C<sub>11</sub>—20  $\mu\text{f.}$ , 350 v. elec. capacitor*  
*S<sub>1</sub>—3-pole, 4-pos. non-shorting switch*  
*S<sub>2</sub>—S.p.s.t. toggle switch (on R<sub>13</sub>)*  
*CR<sub>1</sub>—1N34 crystal diode*  
*PL<sub>1</sub>—NE-2 lamp (mounted in grommet on front panel)*  
*T<sub>1</sub>—Power trans. 260-0-260 v. @ 50 ma. (40 ma. is sufficient); 6.3 v. @ 1.2 amp.*  
*V<sub>1</sub>, V<sub>2</sub>—12AT7 tube*  
*V<sub>3</sub>—6AB4 (or 1/2 12AT7) tube*  
*V<sub>4</sub>—6X4 tube*  
 \* Optional capacitors for input and output should be .25  $\mu\text{f.}$ , 200 volt paper units.

Fig. 3. For exact decade steps, plate-load resistors must be chosen carefully.

with which you read your scope or v.t.v.m. Make all adjustments at one frequency, say 1000 cycles. The amplifier should remain accurate over a wide range.

In use there is nothing simpler. Connect the input and output and select the proper gain step. For 10X steps, leave the output potentiometer at its top position. Intermediate degrees of amplification can also be selected with this potentiometer, which can be calibrated.

### Applications

The amplifier can be used for a number of jobs, including that of increasing the sensitivity of many test instruments. The effective sensitivity of a scope, for example, can be increased from 25 mv.-per-inch to 25  $\mu\text{v.}$ -per-inch, enough to display such low voltages as occur in human brain waves. (However, if you've a mind to try this, be

sure to filter out 60-cycle pickup in the subject, leads, and instruments for such low voltages!) In all cases where actual amplitude of a phenomenon is of interest, remember to divide the readings obtained on the measuring instrument by the setting of the amplifier.

With an ordinary multimeter, you can measure the output of a microphone or a low-level phonograph pickup. The amplifier will also increase the sensitivity of a bridge null detector. The output of low-level signal generators can be displayed on oscilloscopes at sufficient amplitude to make calibration of the generator with the scope possible. Output pulses from photocells may also be displayed.

Using this decade amplifier in conjunction with measuring instruments of normal range will give many answers that are otherwise unobtainable. To the author, it has been a very useful tool.

# Directory of Service Associations

THE GROWING maturity and importance of the independent service industry is supported by no stronger evidence than the role played by service associations. As never before, they are the instruments through which independent operators are shaping their own destinies rather than letting their fate be determined by others.

The editors of ELECTRONICS WORLD believe this directory, consisting of more than 200 entries, to be the most complete *verified* list of its kind now available. Since we have checked this original, directly compiled list against others running to as many as 300 entries, explanation of the claim is in order.

As many as 50 per-cent of the entries in other tallies we have screened are in error. Groups long since dissolved are still carried. Others, due to name changes, address changes, and mergers with other groups, are inadvertently

listed two or more times. Professional, mercantile, and technical societies that have little or nothing to do with electronic service abound. The list appearing here has been verified as carefully as possible. We know of no other that comes closer to completeness and accuracy. It carries many names we have seen recorded nowhere else. If legitimate, active organizations do not appear or their entries contain errors, we hope they will notify us to that effect so that this directory, which is undergoing constant correction and verification, may be improved.

The only national group we can confirm as being currently active is NATESA, which will be found under the Illinois listing because its headquarters are in that state. Similarly, the Midwest Electronic Alliance is included with the Ohio entries because its chief officer resides in Ohio.

-30-

## ALABAMA

Radio & TV Technician's Guild, Inc., 404 North 16th St., Gadsden. Guy Brooks, Sec'y.

## ARIZONA

Better Electronic Service Technicians of Arizona, Inc., P.O. Box 1284, Phoenix. Ray Oxman, Pres., David Gordon, Exec. Sec'y.

## ARKANSAS

TESA-RTTA of Ft. Smith, P.O. Box 133, Ft. Smith. James Crouch, Pres., O. W. Donald, Sec'y.

TV Service Ass'n of Arkansas, 807 W. Markham, Little Rock. Norman Baxter, Pres.

Tri-State TV Ass'n, 1824 State Line Ave., Texarkana. Eldon R. Brown, Pres.

## CALIFORNIA

California State Electronics Ass'n, 1111 Weldon Ave., Fresno. Keith Kirstein, Pres., Earl Robbins, Sec'y.

Society of Radio & TV Technicians, Inc. P.O. Box 126, Van Nuys. Arnold J. Meyer, Pres., George Gilmer, Sec'y.

SRTT-Glendale-Burbank Chapter. P.O. Box 4012, N. Glendale Sta., Glendale. Ralph Johannot, Pres., Gene Sheppard, Sec'y.

RTA-Long Beach Chapter, P.O. Box 4085, Long Beach. John Whittaker, Pres., Col. James C. Hughes, Sec'y.

RTA-Riverside Chapter, P.O. Box 74, Arlington. Howard Bogue, Pres., Wade Nelson, Sec'y.

RTA-San Antonio Chapter, Box 626, South Gate. Harry Midkiff, Pres., James Spalding, Sec'y.

RTA-Pasadena Area Chapter, Main P.O. Box 1143, Pasadena. Wayne Hartwell, Pres., Virgil V. Gaither, Sec'y.

RTA-Pomona Valley Chapter, 1551 N. Pleasant, Ontario.

RTA-South Bay Chapter, 1154 Manzanita, Manhattan Beach. G. P. R. Christensen, Pres.

RTA-San Gabriel Chapter, P.O. Box 187, El Monte.

RTA-Los Cerritos Chapter, Box 129, Bellflower. Jim Mackay, Pres., Al Gardner, Sec'y.

RTA-San Diego County Chapter, 4145 Voltaire St., San Diego. Steven Reynard, Pres., Sherman W. Pethley, Sec'y.

RTA-Orange County Chapter, 4729 E. Gage, Bell. Frank Rice, Pres., Frank Montelli, Sec'y.

RTA-Bay Area Chapter, 1642 Ocean Park, Santa Monica.

RTA-San Bernardino Chapter, Box 3398, San Bernardino. O. C. Deardorff, Pres., Homer Clark, Sec'y.

RTA-High Desert Chapter, Box 963, Apple Valley.

Electric League of Los Angeles, 2508 W. Olympic Blvd., Los Angeles. Frank Ballman, Pres., Glen L. Logan, Sec'y.

Independent TV Service Dealers Ass'n of Los Angeles County, Inc., 213 S. Coronado St., Los Angeles. H. W. Wilkins, Pres., Abe Bowers, Sec'y.

Alameda County TV & Radio Ass'n, Inc., 5585 Thomas Ave., Oakland. Philip M. Fisher, Exec. Sec'y.

TV Service Dealers Ass'n of San Mateo County, P.O. Box 801, San Carlos. M. W. Kehler, Pres., Lloyd Williams, Sec'y.

Radio & TV Ass'n of Santa Clara Valley, Room 467A, Porter Bldg., San Jose. Russell J. Hamm, Pres., John Murphy, Sec'y.

San Francisco TV Service Ass'n, 391 Sutter St., San Francisco. William E. Finnerty, Pres., Roy L. Faverty, Sec'y.

Professional TV Technicians, 1959 W. Carson Blvd., Torrance. Jack Higar.

North Bay Radio & TV Ass'n, P.O. Box 52, Vallejo. Ray Warthen, Pres.

## CONNECTICUT

TV Service Ass'n, Inc. of Conn., 306 Valley Street, Willimantic. Peter Lucas, Pres.

TV Service Ass'n of Waterbury, P.O. Box 683, Waterbury. George Daddona, Sec'y.

Ass'n of Certified TV Dealers, Overbrook Drive, Stamford. T. Armstrong, Pres.

## DISTRICT OF COLUMBIA

TV Service Ass'n of Metropolitan Washington, Room 852, Washington Bldg., Washington. Bernard Bogrovitz, Pres., Hymie Nussbaum, Exec. Sec'y.

## FLORIDA

R.T.T.G.-TESA Miami, 35 Almeria Ave., Coral Gables. A. Edward Stevens, Pres., Max Reiser, Sec'y.

## GEORGIA

Savannah TV & Radio Dealers Ass'n, c/o Downey's, Inc., 2503 Waters Ave., Savannah. W. L. Parktee, Pres.

## IDAHO

TV & Electronics Service Ass'n of Canyon County, Inc., 220 Diamond, Nampa. Bud Phillips, Pres.

## ILLINOIS

National Alliance of Television & Electronic Service Ass'ns (NATESA), 5906 S. Troy St., Chicago. Mac Metoyer, Pres., Frank J. Moch, Exec. Dir.

TESA of Chicagoland, 5905 S. Troy St., Chicago. Sam Maksimuk, Pres., Angelo Chrysoyelos, Sec'y.

Associated Radio & Television Servicemen of Illinois, 433 S. Wabash Ave., Chicago. Howard J. Wolfson, Chmn., Yuki Minaga, Sec'y.

Du Page TV Service Ass'n, 11 South Lincoln, Hinsdale. Robert A. Conn, Pres., Dick Wilson, Sec'y.

Electronic Technicians Ass'n of Northern Illinois, 2110 Broadway, Rockford. Don Nelson, Pres., Edward G. Tanrath, Sec'y.

Greater Rockford Appliance Dealers Ass'n, 815 E. State St., Rockford. J. Albert Johnson, Pres., Herbert L. Berry, Sec'y.

## INDIANA

Indiana Electronic Service Ass'ns, Leonard's Radio & TV, Fortville. James W. Baker, Chmn. Glen Leonard, Sec'y.

Radio & TV Service Engineers Ass'n of Anderson, Radio Sales & Service Co., 1836 E. 5th St., Anderson. Garland Wooldridge, Pres., Gerald White-sel, Sec'y.

Lawrence County Electronic Technicians Ass'n, Porter's TV, 2903 Mitchell Rd., Bedford. Charles Lantz, Pres., Carl Porter, Sec'y-Treas.

Bloomington Radio & TV Service Ass'n, Inc., Boruff Electronics, 304 W. 2nd St., Bloomington. Frank Brummett, Pres., Jesse Boruff, Sec'y.

Radio & TV Service Dealers Ass'n of Columbus, Paris Radio & TV, 91 S. Brooks St., Columbus. George Fox, Pres., Harold Paris, Sec'y.

TV Bureau of Elkhart, Wayne L. Clem TV, 1136 Mishawaka Rd., Elkhart. Dean R. Mock, Pres., Wayne L. Clem, Sec'y.

Radio-TV Service Mens Ass'n, Inc., 225 Fernwood Dr., Evansville. Julius Groeninger, Pres., Stirman Rowland, Sec'y.

BOPT of Fort Wayne, 804 E. Jefferson, Ft. Wayne. Robert Maxwell, P.es.

Radio & TV Servicemens' Ass'n of Hammond, Community Radio, 5807 Calumet Ave., Hammond. Gerald Van Prooyen, Pres., Thomas Leeney, Sec'y-Treas.

Radio & TV Technicians Ass'n of Grant County, 312 S. Race St., Marion. Charles R. Schwark, Pres., William W. Irwin, Sec'y-Treas.

Indianapolis TV Technicians Ass'n, Inc., P.O. Box 23125, Indianapolis. Leon Howland, Pres., Howard Joergens, Sec'y.

Radio & TV Service Engineers Ass'n, Inc. of Kokomo, 1136 N. McCann St., Kokomo. Harold Crume, Pres., Charles Conwell, Sec'y.

Radio & TV Service Engineers Ass'n, Inc. of Logansport, 530 N. Cicott St., Logansport. William L. Boller, Pres., Don Hyman, Sec'y.

Radio-TV Service Ass'n of Muncie, TV Installation & Service Co., 2121 S. Madison St., Muncie. Charles Irelan, Pres., Frank Robb, Sec'y.

Electronic Service Technicians Ass'n, Inc., of Henry County, Brent's Radio-TV Service, S. 8th St., New Castle. T. Frank Oxley, Jr., Pres., Brent Hay, Sec'y.

TV Servicemen's Ass'n, Inc. of Jackson County, Luecke TV Service, R.R. 3, Seymour. J. Allen Brackemyre, Pres., Robert E. Luecke, Sec'y-Treas.

ARTS of St. Joseph Valley, Bill's Radio Service, 1410 Sorin St., South Bend. William Rappport, Pres., Russ Bills, Chmn.

Wabash Valley Electronic Technicians Ass'ns, Inc., 805 S. 8th St., Terre Haute. William Durham, Pres., Charles H. McKay, Sec'y-Treas.

TESA-Vincennes, Louie's Radio-TV, 211 Busseron St., Vincennes. Leroy Vaughn, Pres., Bertha F. Fravel, Sec'y-Treas.

## IOWA

Television Servicemen's Ass'n of Iowa, 514 E. Locust, Des Moines. J. R. Jackson, Pres., B. R. Moon, Sec'y.

TESA Quint Cities, 2517 Oak St., Bettendorf. H. H. Duffield.

TSA of Des Moines, c/o B. R. Moon, 514 E. Locust, Des Moines. Floyd Webb, Pres., Howard Cox, Sec'y.

North Central Chapter of TSA of Iowa, c/o Lynn Cole, V.P., 303 S. Taylor, Mason City. Leon McDermott, Pres., Otto Schwartz, Sec'y.

Ottumwa TV Service Ass'n, 515 Church St., Ottumwa. Gerry Brown, Sec'y.

Buena Vista County TSA, Box 636, Storm Lake. Howard L. Bonar, Sec'y.

## KANSAS

TV Electronics Service Ass'n of Kansas, Inc., Box 81, Chanute. C. J. Lett, Jr., Pres., Paul Metzinger, Sec'y.

TESA of Kansas-Dodge City Chapter, Carlyle Radio TV Service, Dodge City. Jim Carlyle, Pres., Bob Holden, Sec'y.

Missouri-Kansas Electronic Ass'n, 12900 Santa Fe Dr., Lenexa. Cecil Harden, Pres., J. B. Welsh, Exec. Sec'y.

TESA of Wichita, 841 S. Poplar, Wichita. Homer Miller, Pres., Fred Spring, Sec'y.

## KENTUCKY

Kentuckiana TV & Radio Technicians Ass'n, Inc., 2519 Portland Ave., Louisville. Giles R. Allen, Sr., Pres., George Leitner, Sec'y.

## LOUISIANA

TESA of the South, 4210 Eagle St., New Orleans. H.P. DuConge, Pres., Ralph R. Hogan, Sec'y

TESA-Evangeline, Opelousas, L. Edward Castille, Sec'y

## MARYLAND

Maryland Electronics & TV Ass'n, 3338 Old York Rd., Baltimore. Harry O. Johnson, Pres.

## MASSACHUSETTS

Electronic Technicians Guild of Mass., 10 Wakefield Ave., Saugus. Nicholas Averinos, Pres., Leonard A. Smith, Jr., Sec'y.

ETG of Mass.-Fall River Chapter, The Lane, Assonet. Henry N. Nadeau, Dir.

ETG of Mass.-Brockton Chapter, 742 N. Main St., Brockton. Vincent Cassani, Pres., Robert Peasson, Sec'y.

ETG of Greater Lawrence, 30 S. Broadway, Lawrence. Donald Baron, Pres., Jim Mulligan, Sec'y.

ETG of Mass.-Greater Lowell Chapter, 76 Walker St., Lowell. Louis Landry, Pres., Conrad Rondeau, Sec'y.

ETG of Mass.-Suburban Chapter, 845 Washington St., Newtonville. Leo Conzo, Pres., Gilbert P. Clark, Sec'y.

ETG of Mass.-South Shore Chapter, 154 E. Squantum St., N. Quincy. Ralph Cobb, Dir.

ETG of Mass.-North Shore Chapter, Box 361, Salem. Robert Pelletier, Pres., Arthur Drolet, Sec'y.

ETG of Mass.-Greater Boston Chapter, 236 Main St., Woburn. Lawrence J. McEvoy, Pres., James H. Kelley, Sec'y.

Radio & TV Technicians Guild of Greater New Bedford, Inc., 110 Topham St., New Bedford. E. K. Rogers, Pres., James L. Shepley, Sec'y.

## MICHIGAN

Television Service Ass'n of Michigan, Inc., 8225 Woodward, Detroit. Patrick Laforet, Pres.

TESA of Michigan, Inc., 49-40th St., S.W., Grand Rapids. John Stefanski, Pres., Charles H. La Roche, Sec'y.

Independent TV Repairmen's Ass'n, Inc., 428 Algonquin, Detroit. M. R. Kowalski, Sec'y.

Electronic Service Ass'n, 7321 W. Warren, Detroit. Dale F. Brock, Pres., Howard Larsen, Sec'y.

Gogebic Iron TV Service Ass'n, c/o Mike Smolich Radio & TV Service, Ramsay. Mike Smolich.

South Oakland County TV Ass'n, Inc., 1127 S. Washington St., Royal Oak. Sam Baldwin, Pres., John Palmer, Sec'y

## MINNESOTA

Minnesota TV Service Engineers, Inc., P.O. Box 4429, Minneapolis. Warren Schei.

American Institute of TV Service, 801-44th Ave., N.E., Minneapolis. John W. Hemak.

Duluth TV-Radio Service Ass'n, 1601 Woodland Ave., Duluth. John Ringsred, Pres., M. Koekler, Sec'y.

Radio TV Service Ass'n, 6613-50th Ave., N., Minneapolis. Myron Biddle, Pres., Clarence Bocklund, Sec'y.

TESA of St. Paul, 635 S. Smith Ave., St. Paul. R. Linde.

## MISSOURI

TESA-Missouri, 1342 Winchester, Kansas City. Vernon Towner, Pres., Earl Steffes, Sec'y.

TESA-Southeast Mo., Box 116, Vanduser. Carl Bailly, Pres.

TESA-Southwest Mo., Greenfield. William S. Moudy, Pres., George Scott, Sec'y.

TESA of Greater Kansas City, 7504 Troost Ave., Kansas City. Don F. Ellis, Pres., J. Alex Earp, Sec'y.

TESA-South Central Mo., Mountain Grove. James Rathbun, Pres., Bill Pryer, Sec'y.

TESA-St. Louis, 1724 S. 39th St., St. Louis. Ray Wirfel, Pres., Morton Singer, Sec'y.

TESA-Ozarks, 854 S. Glenstone, Springfield. Gene Hoss, Pres. Tom East, Sec'y.-Treas.

The Electronic Ass'n of Mo. (TEAM), 4134 Easton, St. Louis. W. C. Pecht, Pres., Arthur A. Mayer, Sec'y.

The Electric Ass'n of Kansas City, 2201 Grand Ave., Kansas City. Robert K. Zimmerman, Pres., John S. McDermott, Sec'y.

## MONTANA

Electronic Service Ass'n., Templers Hall, 121 N. Main St., Butte. R. G. Tuszynski, Pres., James Glase, Sec'y.

## NEBRASKA

Nebraska Electronic Service Ass'n, 1617 S. 17th St., Lincoln. Marvin Mock, Pres., T. M. Duffield, Sec'y.

Nebraska-Iowa Electrical Council, Inc., 1103 W.O.W. Bldg., Omaha. R. J. Harrison, Man. Dir.

## NEW JERSEY

Allied Electronic Technicians Ass'n of N. J., Box 15, Gloucester City. Joseph J. Papovich, Pres., Bob Tames, Sec'y.

TV Service Ass'n of Ocean County, Pyenson Precision Co., Church Rd., Toms River. John Bartlett, Pres., Jack Pyenson, Sec'y.

Radio Servicemens' Ass'n, Inc., 343 William St., Trenton. W. D. Moore, Pres., Michael E. Toth, Sec'y.

Electronic Guild of N. J., 583 Valley Rd., W. Orange. Augustus F. Pengitore, Pres., Salvatore Ricca, Sec'y.

## NEW YORK

Empire State Federation of Electronic Technicians Ass'ns, Inc. (ESFETA), 703 Main St., E. Aurora. Irving Toner, Pres., Mel Cohen, Sec'y

TV Service Ass'n, Inc. of Northeastern N. Y., 250 2nd Ave., Albany. Louis A. Ristau, Pres., Warren Baker, Sec'y.

Radio Servicemens of America, Box 201, Binghamton. Harold Hazzard, Pres., Michael Harris, Sec'y.

Associated Radio-TV Servicemen of N. Y., Inc., Box 32, Brooklyn 37. Eddie Eisen, Pres., Peter La Presti, Sec'y.

TV Radio & Appliance Dealers' Ass'n, 925 Kings Highway, Brooklyn. E. Y. Perlman.

Radio Technicians' Ass'n, Inc., 694 Broadway, Buffalo. Ted J. Telaak, Pres., R. A. Wutz, Sec'y.

TESA of Greater Buffalo, Station E, Box 1182, Buffalo. P. Pratt, Pres., Norm Telaak, Sec'y.

Western New York Electronics Guild, 22 Kerns Ave., Buffalo. Fred DiTondo, Pres., Eimore L. Bement, Sec'y.

Radio & TV Guild of L. I., Inc., 464 Sagamore Ave., E. Williston. Robert Larsen, Pres.

Southern Tier Electronics Ass'n, Box 442, Elmira. Donald J. Sadler, Sec'y.

Ulster Electronic Technicians Ass'n, 94 Furnace St., Kingston. Raymond E. Trumpait, Pres., Charles A. Kohl, Sec'y.

E.T.A.-Jamestown, 120 Winch Rd., Lakewood. Fran Samuelson, Pres., Sam Canaley, Sec'y.

Genesee Valley TV & Electronics Service Ass'n, Leicester. L. Conrad, Sec'y.

Mohawk Valley Radio & TV Technicians' Guild Inc., 20 Allman Place, New Hartford. Frank T. Kurowski, Pres., Geoffrey May, Sec'y.

Auto Radio Electronics Ass'n, Inc., 745 5th Ave., Room 811, New York. Robert Silagi, Exec. Sec'y.

Certified Electronic Technicians Ass'n, c/o N. Y. Trade School, 312 E. 67th St., New York. Robert Cornell, Pres., Alfred Schabuttli, Sec'y.

TTA, 1032 Nash Rd., N. Tonawanda. Leonard Block, Pres., Don Clark, Sec'y.

Rockland Ass'n of TV & Electronic Services, Inc., 55 E. Central Ave., Pearl River. Larry Critchlow, Sec'y.

Kingston TV Dealers Ass'n, Light's Radio & TV, Port Ewen. John Madden, Pres., Floyd Light, Sec'y.

Tri-County Electronic Technicians Ass'n, 28 S. Main St., Portville. Anthony DeLucio, Pres., Jack P. Golden, Sec'y

TESA of Rochester, N. Y., P.O. Box 802, Rochester 3. Peter M. Ferrari, Pres.

TV Council of Nassau, 35 Ivanhoe Pl., Valley Stream. L. Vogel, Sec'y.

## NORTH CAROLINA

North Carolina Federation of Electronic Ass'ns, Inc., 1533 W. Boulevard, Charlotte. Kenneth LaRue, Pres., Ray Stanley, Sec'y

Radio & TV Service Dealers Ass'n of Durham, P.O. Box 222, E. Durham Sta., Durham. L. L. Leathers, Pres., Norman Schultz, Sec'y.

Cumberland County Radio & TV Ass'n, 2731 Bragg Blvd., Fayetteville. Edmund F. Barbour, Jr.

Greensboro TV Service Ass'n, c/o Joseph R. Woods, 1708 Spring Garden St., Greensboro. Bob Best, Pres., L. C. Tate, Sec'y.

High Point Radio & TV Technicians Ass'n, 1228 Montlieu Ave., High Point. Joseph J. Warren, Pres., G. J. Hornaday, Sec'y.

Rowan Cabarrus Businessmens Electronic Ass'n, 1115 N. Ridge Ave., Kannapolis. H. L. Holbrooks, Pres., Steve Tucker, Sec'y.

Surry TV Service Dealers Ass'n, P.O. Box 308, Mt. Airy. Mac Wood, Pres., Glenn Thacker, Sec'y.

Cawtawba Valley Radio & TV Ass'n, 112 E. First St., Newton. Howard Stuffs, Pres.

Capital Area Electronics Technicians Ass'n, 2003 Wake Forest Rd., Raleigh. James L. Stough, Pres., Robert Corns, Sec'y.

The Caldwell County TV Ass'n, Box 17, Whitel. Herbert H. Griffin, Pres., Woodrow Turmire, Sec'y.

Electronic Technicians Ass'n, Inc., P.O. Box 5193, Winston-Salem. Archie Bartlett, Pres., B. D. Moorfield, Sec'y.

## NORTH DAKOTA

Tri-State Radio & TV Technicians Ass'n, Dickinson. Dale A. Thomas, Pres.

Red River TV & Radio Servicemens Ass'n, c/o Valley Piano & Radio, Grand Forks. Merlin Knudsvig.

## OHIO

Television Electronic Service Ass'n of Ohio, 2552 N. High St., Columbus. Verne La Plante, Pres., John P. Graham, Sec'y.

TESA of Bellefontaine, 503 Eastern Ave., Bellefontaine. Harry Snyder, Pres.

TESA of Bellevue, 516 High St., Bellevue. Tom Davenport, NATEVA Dir.

TESA of Chillicothe, 87 S. Brownell St., Chillicothe. Perry Horton, NATEVA, Dir.

TESA of Cincinnati, First Nat'l Bank Bldg., Cincinnati 2. Stanley Shaffer, Pres., Joseph Barg, Exec. Dir., Herndon Stone, Sec'y.

Electronic Service Dealers Ass'n of Greater Cleveland, 11602 McCracken Rd., Cleveland. George Maropis, Pres., H. J. Soukup, Sec'y.

TESA of Cleveland, 5827 Turney Rd., Garfield Hts. Eugene L. Kotrba, Pres.

Associated Radio & TV Service Dealers, 2552 N. High St., Columbus. John P. Graham, Pres., Robert Kapp, Sec'y.

Midwest Electronic Alliance, Inc., 2552 N. High St., Columbus. Verne La Plante, Pres.

TESA of Dayton Area, 2020 W. Third St., Dayton. T. P. Bales, Pres., Don Thomas, Sec'y.

TESA of Lorain County, 92 E. Broad St., Elyria.

Southern Ohio Radio & TV Technicians Ass'n, 634 N. West St., Hillsboro. Harry Hakes, Pres.

TESA of Middleton, 1426 Central Ave., Middleton. Marvin Hall, Pres., O. Dale Burdge, Sec'y.

MMETA-Meigs City, 2 Liberty St., Pomoroy. R. C. Steffy, NATEVA Dir.

TESA of Sandusky, 245 E. Market St., Sandusky.

TESA of Springfield, Ohio, Inc., P.O. Box 851, Springfield. Jack Carpenter, Pres., Marvin Miller, V.P.

Electronic Technician's Ass'n of Toledo, Inc., P.O. Box 6658, Toledo 12. Carl Stallfus, Pres.

Western Reserve Electronic Ass'n of Warren, P.O. Box 966, Warren. Bernard Murray, Pres., A. S. Hroncheck, Sec'y.

TESA of Willoughby, R.F.D. No. 2, Chardon Rd., Willoughby. William Howell, Pres.

TESA of Wilmington, 105 N. South St., Wilmington. Russell Merker, Pres., Wayne Wills, Sec'y.

MYTVDA of Youngstown, 1742 Market St., Youngstown.

## OKLAHOMA

Television Service Ass'n of Oklahoma, 2908 N.W. 23rd St., Oklahoma City. Bob McKillips, Pres., Roy Allen, Sec'y.

## OREGON

Oregon TV Service Ass'n, c/o TV Appliance Ass'n, 424 Failing Bldg., Portland. Les Armstrong, Chmn., Cliff Kadell, Sec'y.

TV Appliance Ass'n, 424 Failing Bldg., Portland. Tom Tarqler, Pres., R. E. Watts, Sec'y.

## PENNSYLVANIA

Federation of Radio-TV Service Ass'ns of Pennsylvania, Inc., 67 S. Main St., Carbondale. Wayne Prather, Pres., Leon J. Helk, Sec'y.

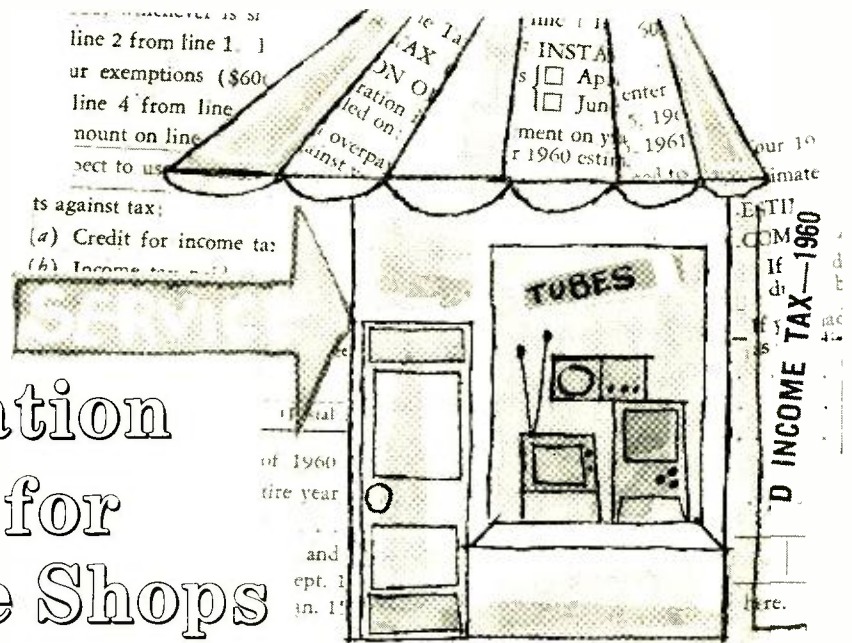
Lackawanna Radio-TV Technicians Ass'n, R.D. #2, Dalton. James Jerome, Sec'y.

Electronic Technicians Ass'n of Lancaster County, Inc., PO. Box 264, Ephrata. Harold Snader, Pres.

(Continued on page 108)

By JOSEPH ARKIN, CPA

# Tax Depreciation Allowance for Service Shops



**A special allowance beyond regular depreciation applies to many purchases made for the business.**

**A**RE YOU saving all the tax dollars to which you are legitimately entitled? A federal ruling included in the Technical Amendments Act of 1958 permits a special twenty per-cent allowance for depreciation on certain equipment and furnishings in a service shop that was not possible before. Although this applies to purchases of such property made from the beginning of 1958 and thereafter, many small businessmen have failed to take proper advantage of the provision.

Briefly speaking, here are the facts about the ruling: You can deduct a one-time allowance of 20% on equipment costing up to \$10,000. If a joint return is filed, even though the wife does not own the property, 20% can be deducted on equipment costing up to \$20,000. This allowance is on fixed assets which, by law, are classified as personal property, not as real property. Also, it may be applied only on items having a useful life of at least six years. It does not matter whether the equipment is new or used, nor during what part of the year it was purchased. Just how the 20% allowance applies can best be understood by considering some typical questions asked about it, along with their answers:

**QUESTION:** I bought new equipment for \$2000, having a useful life of ten years, in the early part of January 1959. I want to use the double declining-balance method for regular depreciation. I also want to take advantage of the new allowance. What is the amount of my deduction and how is it computed?

**ANSWER:** The amount of your depreciation deduction for 1959 is \$720. First you take 20% of the \$2000, which gives you \$400. To get the adjusted base for computing regular depreciation for the

year, subtract the \$400 from the actual cost of \$2000. This gives \$1600 as the adjusted base. A useful life of ten years means you can use 10% as your annual depreciation rate. However, with the double-declining method, you double up on the rate, giving you 20%. Thus 20% of the adjusted base (\$1600) is \$320. The total of \$400 (special allowance) and \$320 (regular depreciation) is \$720.

**QUESTION:** I bought some used office furniture for the back of the shop. Does such furniture qualify for the allowance?

**ANSWER:** Yes. The equipment can be either new or used, as long as it meets other requirements.

**QUESTION:** As part of a business expansion, I added a new wing to my present building. Does this addition qualify for the allowance?

**ANSWER:** It does not. Real estate is specifically excluded.

**QUESTION:** A relative who was formerly in the service business himself gave me some test equipment and other shop furnishings, all of use to me. Do these items qualify?

**ANSWER:** No. Items acquired by gift or inheritance, rather than by purchase, do not qualify.

**QUESTION:** How do I let the government know that I wish to avail myself of this new allowance?

**ANSWER:** You must make what is called an election. This election to take the 20% allowance must be made by the taxpayer within the time prescribed for filing the tax return for the year involved (including any extensions granted). To do so, the taxpayer must simply attach a statement to the

tax return itself indicating that the election is being made and setting forth the following information:

1. Description of the equipment or other personal property; 2. Date property was acquired; 3. Estimated useful life at date of acquisition; 4. How and from whom property was acquired; 5. Total cost of each item of property with respect to which election is being made; and 6. Portion of cost of property selected for this allowance.

**QUESTION:** Does this allowance apply to any items purchased during the year?

**ANSWER:** No. It applies only to those assets (other than real estate, of course) used in the taxpayer's trade or business or in the production of income.

**QUESTION:** Within the limits set forth in the last four answers, then, can I deduct on every type of personal property for this allowance?

**ANSWER:** One additional limitation has been overlooked here. Remember that, to qualify, the item must have a useful life of at least six years.

**QUESTION:** Suppose I have met all the other requirements and the new items were bought from a relative. May I take advantage of the allowance?

**ANSWER:** Since there may be attempts to abuse the ruling with respect to purchases claimed to have been made from certain closely related persons, there are regulations designed to curb such abuses. However, if the transaction is made at "normal" prices, and if the relative from whom the purchase is made regularly deals in such products, the deduction will be allowed.

**QUESTION:** I didn't buy anything dur-

(Continued on page 81)



# SUCCESSFUL SERVICEMEN



**SAVE  
CUSTOMERS**



**SELL MORE  
TUBES**



**MAKE  
MORE MONEY**

WITH **B&K**


## DYNA-QUIK

DYNAMIC MUTUAL CONDUCTANCE


# TUBE AND TRANSISTOR TESTERS

Many thousands of servicemen today insure their professional reputation and make each job more profitable—with B&K testers. Each model is based on actual servicing experience, and combines both speed and accuracy. Each is designed to meet individual servicing needs. Each is a top value, with features that mean more for your money.


Measures true dynamic mutual conductance— not just emission. Makes complete tube test under the actual dynamic operating conditions of the TV set. Tests complete set in minutes. Shows your customer the true tube condition. Sells more tubes right-on-the-spot. Saves costly call-backs. Pays for itself over and over again. It's good business to choose B&K.



**MODEL 650.** Fastest and most complete portable Tube and Transistor Tester. Checks over 99% of the tubes most widely used in television receivers. Tests each section of multiple tubes separately for Gm, Shorts, Grid Emission, Gas, and Life. Includes spare sockets and filament voltages for future new tube types. Tests transistors, too. Net, **\$179<sup>95</sup>**



**MODEL 675.** Completely reliable, long-service Automatic Tube and Transistor Tester. Only 60 indexed phenolic Dyna-Cards test over 99% of tubes most widely used in television receivers. Tests each section of multiple tubes separately for Gm, Shorts, Grid Emission, Gas, and Life. Easily kept up-to-date with extra cords and punch included. Tests transistors, too. Net, **\$169<sup>95</sup>**



**MODEL 550.** Low-cost professional model for limited budgets. Provides 52 tube sockets to test more tubes faster, easier. Accurately quick-checks most of the television tubes usually encountered in everyday service work. Tests each section of dual tubes separately for shorts, grid emission, gas content, and leakage. No multiple switching. Big value. Net, **\$119<sup>95</sup>**



See Your B&K Distributor or Send for Bulletin ST24 N

**B&K MANUFACTURING CO.**  
1801 W. BELLE PLAINE AVE • CHICAGO 13, ILL.

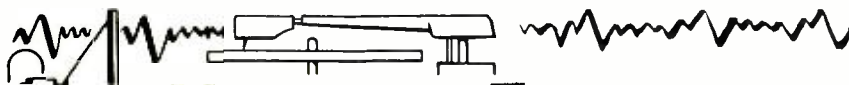
Canada: Atlas Radio Corp., 50 Wingold, Toronto 10, Ont. • Export: Empire Exporters, 277 Broadway, New York 7, U.S.A.

5" through 10½" in diameter. An adapter hub for NARTB reels is available.

In Canada, contact Atlas Radio Corp., Toronto


Leading makers of fine ceramic cartridges, speakers, microphones, electronic tubes.

only for those who want the ultimate



FOR THE FINEST STEREO RESULTS TRY THIS GREAT  
**ACRO SOUND COMBINATION!**

Here are the perfect matched mates for your listening pleasure . . . The Acrosound Stereo Pre-Amplifier and the Stereo 20-20 Amplifier. Two flawless performers of unequalled versatility, featuring unique low distortion circuitry. Functionally styled and engineered with features many years ahead in design. Available in easy-to-build kit form that saves you dollars!



**ACRO'S STEREO PRE-AMPLIFIER**

**INPUTS** each channel

- Magnetic (Turntable & Changer) Equalized 78, LP, RIAA
- Crystal/ceramic (switched in mag. input) Sensitivity for 1.5V out Low Level 2 MV. High Level 20 MV.
- Tape Head Equalized NARTB Sensitivity 2 MV
- FM ● AM ● FM Multiplex ● Tape Head
- Microphone (switched into one channel for announcing, faded in or out with balance control)

**OUTPUTS** 2 Ampl., 2 Tape, 3rd Channel

**INPUT SELECTOR** (8 position) 78, LP, RIAA1, RIAA2 Tape Head, FM-AM, FM Multiplex & Aux.

**OUTPUT SELECTOR 7 MODES** (Check-A, Check-B, Stereo, Stereo Reverse, Monaural A-B, Monaural A, Monaural B) 6 panel light Matrix provides selection Mode at a glance.

**CONTROLS** Volume/Loudness, Balance, Individual Bass & Treble for each channel

**SWITCHED EXTRAS** effective each channel. Filters, scratch and rumble ● loudness ● phasing ● tape input/monitor ● mike dub

**AC OUTLETS** 2 switched 2 direct

**TUBES** 2 Type 7199 low noise pentode/triode. 2 Type 7247 dual triode

**DIMENSIONS** 4½" H x 13¾" L x 6¾" D



**ACRO'S STEREO 20-20 AMPLIFIER**

The ACRO SOUND STEREO 20-20 completely meets the needs of the most exacting stereophile. The STEREO 20-20 is a two-channel basic amplifier with common power supply. Rated output is 18 watts per channel at 1.5% IM, 16 watts per channel 0.5% IM. For monaural use the channels can be paralleled to provide 36 watts of clean power (72 watts on peaks). The ACRO SOUND STEREO 20-20 Amplifier uses a new, self-balancing, Direct-coupled Circuit\* combined with Ultra-Linear connected output tubes for unparalleled stability and transient response. Each amplifier operates under constant current conditions (pure class A), resulting in no cross talk between channels. Each channel may be controlled with its individual level control. Outputs of 4, 8, 16 ohms (2, 4, 8 ohms with channels in parallel) for maximum flexibility with speaker combinations. Size: 7" x 10" x 5½" high. Weight: 18 lbs.

For 60 watt power in each channel amplifiers use 2 famous Acro Ultra Linear II Amplifiers.


*Acro, the first name in audio!  
Hear it at your dealer now!*

**ACRO PRODUCTS CO.** Dept. EW-4  
369 Shurs Lane • Philadelphia 28, Pa.

The unit measures 3" x 5" x 8" and weighs 8½ pounds.

**STEREO CONVERSION KITS**

The Nortronics Company, Inc., 1015 S. Sixth Street, Minneapolis 4, Minn. is now offering a series of conversion kits which enable the owner to convert his



Wollensak-Revere, Pentron, or VM tape equipment to quarter-track stereo.


Available for either quarter-track play or quarter-track play and record, each kit comes complete with the necessary stereo head(s), hardware, and instructions. The kits for the Wollensak-Revere are designated as WR-35, WR-40, and WR-45 while those for the Pentron are catalogued as P-6 and P-7. The VM conversion kits are known as the V-6 and V-7.

Write the manufacturer direct for further information and descriptive literature on the kits. Include information on the make and model of your tape recorder.

**STEREO AMP KIT**

Lafayette Radio, 165-08 Liberty Ave., Jamaica 33, N. Y. is now offering a low-cost stereo amplifier in kit form as the KT-236.

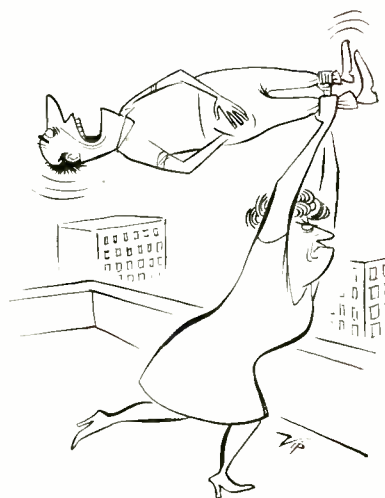
Providing 18 watts per channel (36



watts in the mono mode), the unit features a unique "blend" control which offers continuously variable channel separation from full monophonic to full stereo, thus furnishing the exact degree of stereo separation required for individual room acoustics and listening tastes. Dual concentric bass and treble controls supply four independent tonal adjustments. The function switch selects auxiliary, tuner, or phono operation while the two mode switches provide phase, normal stereo, reverse channel, monaural A, and monaural B operation.

Frequency response is 15 to 30,000 cps ± 1 db at normal listening levels. Sensitivity for full output on high-level inputs is 0.5 volt and at magnetic phono, 3 mv. Harmonic distortion is less than 0.15% at normal listening level with IM distortion less than 0.3%.

There are eight inputs and four outputs with provision for handling 8- and 16-ohm speakers. The unit is supplied with a beige vinyl laminated steel cabinet with brass anodized aluminum



"Hold it, honey lamb. I found the JENSEN CARTRIDGE!"

**FREE!**  
**BIG WHOLESALE GARDEN & SPORTING GOODS CATALOG**



**OVER 10,000**  
Nationally-Advertised  
Products at Big Savings!

Save money on Garden and Home Supplies, Sporting Goods Cameras, Radios and Gifts. Ideal for employee purchases, incentive plans premiums, gifts. Every item guaranteed.

**Mail Coupon for Your Free Copy Today and Start Saving Right Away!**

**NATIONAL** Dept. EW, 812 W. Jackson, Chicago 7

Send me your Free Wholesale Catalog with thousands of money-saving values.

Name \_\_\_\_\_

Address \_\_\_\_\_

City \_\_\_\_\_ Zone \_\_\_\_\_ State \_\_\_\_\_

front panel and sienna brown molded legs. Knobs have polished brass inserts. The cabinet measures 14 $\frac{3}{8}$ " wide, 11 $\frac{1}{2}$ " deep, and 5 $\frac{3}{8}$ " high.

#### ARGOS "TUNING TUBE"

Argos Products Company, Genoa, Ill. has announced the development of a "Tuning Tube" which permits the audiophile to match an Argos enclosure to any speaker. The unit permits the tuning of cabinets to the resonant frequency of the woofer.

The tube effectively shortens or lengthens the internal air path from the back of the speaker through the cabinet and out the tuning tube. The sound waves coming from the back of the speaker are made to meet and reinforce the waves from the front of the speaker.

A catalogue sheet and details on this new device are available from the manufacturer. The "Tuning Tube" is now standard equipment on all of the company's hi-fi enclosures.

#### STEREO MIKE

North American Philips Co.'s High Fidelity Products Division, 230 Duffy Ave., Hicksville, N. Y. has just introduced a new stereo microphone for home use which is said to enable non-professionals to produce excellent recordings.



Consisting of two microphone elements set at right angles and mounted in a single housing, the Model EL3752/01 microphones are of the moving-coil type with a cardioid pattern. Sensitivity is unusually high with the output down only 50 db from 1 volt at an input pressure of 1 microbar/cm<sup>2</sup>. Impedance is 25,000 ohms.

The unit may be used outdoors as well as indoors. The microphone elements are encased in aluminum and cadmium plated iron and the housing is of strong plastic finished in blue and gray. A felt layer in front of the diaphragm protects the unit from dust.

The unit comes with 16 feet of shielded cable and a three-conductor telephone plug. Over-all weight is 20.6 ounces. Further details are available from the manufacturer on request.

#### NEW "TAPESTROBE"

Scott Instrument Labs, Inc., 17 E. 48th St., New York 17, N. Y. is now offering a new tape speed measuring device which has been tradenamed "TapeStrobe."

The unit will permit the determination of tape speed accuracy ranging from 1 $\frac{1}{2}$  to 60 ips. Special 50-cycle models are also available. The Model A handles 7 $\frac{1}{2}$ , 15, and 30 ips units while the Model B is designed to be used with 3.75, 7 $\frac{1}{2}$ , and 15 ips machines. A special stepdown adapter (Model W) extends the range of the Model A to cover 3.75 ips and the Model B to 1 $\frac{1}{8}$  ips.

# Build This Superb *Schober* Organ From Simple Kits and SAVE OVER 50%!

## The Beautiful *Schober* CONSOLETTA

— the only small organ with two full 61-note keyboards and 22 stops. Requires only 2' x 3'2" floor space! Commercial value approximately \$1600 or more — yet you save over 50% when you build this thrilling instrument!

LET US SEND YOU FREE DETAILS HOW TO ASSEMBLE A *Schober* ELECTRONIC ORGAN IN SPARE TIME!

## Give Your Family A Lifetime of Musical Joy With A Magnificent Schober ELECTRONIC Organ!

Now you can build the brilliant, full-range Schober CONSOLETTA or the larger CONCERT MODEL with simple hand tools. No skills are necessary to construct an instrument with one of the finest reputations among electronic organs. No woodworking necessary — consoles come completely assembled and finished. All you do is assemble clearly marked electronic parts guided by clear illustrations and detailed step-by-step instructions. Even teen-agers can assemble the Schober! You build from kits, as fast or as slowly as you please... at home, in spare time — with a small table serving as your entire work shop!

Send For Complete Details On Schober Organs and For Hi-Fi Demonstration Record

The coupon will bring you a handsome 16-page booklet in full color describing Schober organs in detail, plus articles on how easy and rewarding it is to build your own organ and how pleasant and quick it is to learn to play the organ. In addition, we have prepared an exciting 10" hi-fi LP record demonstrating the full range of tones and voices available on the Schober, which you may have for only \$2.00 (refunded when you order a kit). Literature on the Schober is FREE! There is no obligation; no salesman will call.

THE GREAT CONCERT MODEL meets specifications of American Guild of Organists

Pay As You Build Your Organ; Start With As Little As \$18.94!

You may start building your Schober at once with an investment of as little as \$18.94. The musical instrument you assemble is as fine, and technically perfect, as a commercial organ built in a factory — yet you save over 50% on top-quality electronic parts, on high-priced labor, on usual retail store markup! In your own home, with your own hands you build an organ with *genuine pipe organ tones* in an infinite variety of tone colors to bring into your home the full grandeur of the Emperor of Instruments. You may build the CONSOLETTA for your home, or you may want to build the great CONCERT MODEL for home, church, school or theatre. You save 50% and more in either case.



Mail This Coupon For FREE Literature and Hi-Fi Record Today!

The Schober Organ Corp., Dept. RN-4  
2248 Broadway, New York 24, N. Y.

Please send me FREE full-color booklet and other literature on the Schober organs.  
 Please send me the 10" hi-fi Schober demonstration record. I enclose \$2.00 (refundable on receipt of my first kit order).

Name.....  
Address.....  
City..... Zone... State.....



MODEL 580

# MILLER

## FM high fidelity tuner

### — top performance at a moderate price

Miller has designed every quality feature into this tuner, to bring you big value.

There's a tuned R.F. stage for good image rejection. There's ultra-stable permeability tuning. Dual limiters provide maximum noise control. The oscillator stage is completely shielded to maintain radiation well below FCC requirements. Tuner has AFC with defeat control, and cathode-follower audio output. Multiplexing outlet provided.

**SPECIFICATIONS:** A six-tube unit, it has a tuning range of 86 to 110 Mc. Typical sensitivity is 1.0  $\mu$ v for 20 db quieting; 2.1  $\mu$ v for 30 db quieting. Typical selectivity: 200 kc at 6 db. Frequency response: 15 to 25,000 cps. Distortion is less than 1/2% at rated output, and warmup drift is negligible. Size: 9" wide, 4" high and 7" deep.

Model 580 — in attractive 2-tone cabinet . . . . PRICE: \$69.50

Model 579 — sub-assembly only, completely wired . . . . \$37.50



Write for literature and name of nearest dealer.

## J. W. MILLER COMPANY

5917 South Main Street, Los Angeles 3, California


Manufacturers of Quality Radio and TV Equipment Since 1923

The units come complete with instruction sheets and charts for the simple measurement of tape speed errors as small as 1/2 second in 30 minutes. For further details on either of the standard models or the custom unit, write the manufacturer direct.

### E.M.I. "STEREOSCOPE"

Scope Electronics Corporation, 10 Columbus Circle, New York 19, N. Y. is the U. S. distributor for the new integrated preamp/amplifier built by Electric & Musical Industries, Ltd. of England.

Featuring a built-in cathode-ray in-



dicator for the precision matching of the stereo channels, the "Stereoscope" is rated at 20 watts peak each channel. Frequency response is 20-20,000 cps,  $\pm$  1 db measured at 10 peak watts. The tube line-up consists of two EF86's, six ECC83's, and four EL84's.

A separate 7-position rotary switch is provided for each channel and permits the choice of any of seven inputs. A six-position function switch allows normal or reverse stereo, mono, left or right channel only, and combined output from both preamps to both amplifiers.

A comprehensive data sheet on the Model 555 is available from the U. S. distributor on request. —30—



# CROWN

Professional Tape Recorder

## CROWN

4-Track Recording Performance Today Surpasses the Best Traditional Performance Standards of Yesterday



**GOLD CROWN ROYAL**

Model 714-C/A30-30

### RECORD PERFORMANCE

4T FREQUENCY RESPONSE	IPS SPEED	FLUTTER & WOW	NOISE RATIO
$\pm$ 2 db 50-28000 CPS	15	.06%	57 db
$\pm$ 2 db 40-17000 CPS	7 1/2	.09%	54 db
$\pm$ 3 db 30-9000 CPS	3 3/4	.18%	51 db

Write to Dept. EW-4 for FREE Catalog—also data on professional tape duplicator.

## CROWN INTERNATIONAL NOW OFFERS YOU THESE OUTSTANDING FEATURES

-  Worldwide recognition for high professional quality and built-in guaranteed performance.
-  29 years of electronic experience combined with skilled technicians.
-  Complete line of tape recording equipment.
-  Exclusive, basic-patented features bringing the finest in operating functions.
-  Unsurpassed design, dependability, and durability.
-  4 and 2-track combination heads.
-  Long play machines for industrial, commercial, and consumer usage.
-  238 franchised dealers throughout the USA to sell and service CROWN. Write for name of your nearest dealer.

**CROWN INTERNATIONAL**  
Division of  
**INTERNATIONAL RADIO & ELECTRONICS CORP.**  
ELKHART, INDIANA


Nancy Ann Corcoran, Miss United States of 1959, draws the winners' names in the recent Blaupunkt car radio "Wings of Sound" sweepstakes while Ernest L. Hall of Robert Bosch Corporation looks on. A trip to Europe for two via Lufthansa was won by Peter Laffe of Al Sager Motors, Inc., Jacksonville, Florida. Arthur W. Leduc of B. V. Motors, Inc., Worcester, Mass., won a Blaupunkt stereo hi-fi radio phono console. Mrs. Robert Doran of Glen Cove, L. I., won a European trip in the customers' category. Over 30,000 entries were received.



# KNEE-HIGH ... *Wafer-thin*

## That's the remarkable new Bi-Phonic Coupler

### And the inside story on it is in May



An entirely new type of speaker enclosure has just been introduced! The woofer has no cone... requires no baffle... there's not even a grill-cloth. You'll want to know how this new bi-phonic coupler rates against standard enclosures... how and why it was developed... and what its future holds.

Don't miss this important feature—coming in May **ELECTRONICS WORLD**.

**YOU'LL ALSO ENJOY THESE FEATURES IN MAY ELECTRONICS WORLD:**

- SPECIAL SURVEY OF PACKAGED ELECTRONIC CIRCUITS

Packaged electronic assemblies are now being turned out, integrating several related circuit components into compact units.


You'll want to read this discussion of unusual fabrication techniques... special applications... plus complete practical advice for service technicians.

- SENSING DEVICES IN AUTOMATION

Here's a complete rundown on such transducers as pressure sensors, thermostats, proximity switches and other non-electrical elements used in association with circuits to provide automatic measurement, control, or adjustment. It's a complete technician's guide—giving important instructions on handling such devices.

- TRANSISTORIZED HAND-HELD 10-METER TRANSMITTER-RECEIVER

Complete construction details on entire self-contained, limited coverage mobile station for the radio amateur. Completely mobile, this unit is powered by eight penlight cells and weighs under two pounds.



*Whether electronics is your hobby or business—you can't afford to miss articles like these — samples of the wealth of information that's yours in the important May issue of **ELECTRONICS WORLD**.*

prepare for your career in

# ELECTRICAL ENGINEERING ELECTRONICS COMPUTERS RADIO-TV

At MSOE, you can equip yourself for a career in many exciting, growing fields: **MISSILES**  
**RADAR • AUTOMATION**  
**RESEARCH • DEVELOPMENT**  
**ELECTRICAL POWER**  
**AVIONICS • ROCKETRY**

When you graduate from the Milwaukee School of Engineering, you are prepared for a dynamic career as an Electrical Engineer or Engineering Technician. Under a faculty of specialists, you gain a sound technical education in modern, completely equipped laboratories and classrooms. As a result, MSOE graduates are in great demand and highly accepted by industries nationally.

At MSOE you will meet men from all walks of life and all parts of the country — some fresh out of high school or prep school, others in their twenties — veterans and non-veterans.

You can start school in any one of four quarters and begin specializing immediately. Engineering technicians graduate in 2 years with an Associate in Applied Science degree. For a Bachelor of Science degree in Engineering, you attend 4 years. A 3-month preparatory course also is available.



**FREE CAREER BOOKLET!**  
If you're interested in any phase of electronics, radio or television, be sure to look into the programs of study offered by the Milwaukee School of Engineering. Just mail the coupon.

## MILWAUKEE SCHOOL OF ENGINEERING

Dept. EW-460, 1025 N. Milwaukee St.  
Milwaukee, Wisconsin

Please send FREE Career Booklet. I'm interested in  Electrical Engineering;  
 Electronics  Computers  
 Electrical Power  Radio-TV  
 Mechanical Engineering

PLEASE PRINT

Name..... Age.....

Address.....

City..... Zone..... State.....

I'm eligible for veterans education benefits.

MS-123

## Mac's Service Shop

(Continued from page 56)

"Yes, and let us hope they were listening when W. T. Hudness, director of maintainers, Air Material Command, USAF, urged designers to consider the problems in finding defective small parts in a complex system which fails. He declared Air Force studies have shown the majority of system failures can be attributed to resistors and capacitors. Failures of this type, he pointed out, are very often difficult for a technician to find."

"I wish resistor and capacitor failures were the toughest service problems we had," Barney remarked; "but I wonder how a person could compare the cost of maintaining military equipment with the cost of service to our customers."

"Well, Mr. Hudness said the Air Force alone spent about six-hundred-million dollars last year for maintenance. Lt. Col. Wm. F. Stevens, operations staff, Weapons Guidance Laboratory, Wright-Patterson Air Force Base, Dayton, said the AF estimates it spends ten times as much to maintain a complex system as it costs to build it. Rear Admiral Stroop said an AF report showed maintenance costs on electronic equipment during its operational life varies from two to ten times the acquisition cost. And just remember the operational life of AF electronic equipment is pretty short compared to a radio or TV set that may be kept in daily operation from ten to fifteen years."

"Wheeee-whoooo!" Barney whistled. "Wouldn't some of our customers squawk if they had to put out six-hundred dollars in service bills on their three-hundred-dollar TV set? And imagine what they would say if those service charges went up to \$3000, or ten times the cost of the receiver!"

"Undoubtedly there are some factors in military servicing we are not taking into account," Mac said; "but these facts and figures are still mighty interesting. Military maintainers are carefully and intensely schooled and permitted to specialize on a few pieces of electronic gear. We are expected to be equally at home with hundreds of different models of radios, TV sets, tape recorders, record players, and hi-fi amplifiers. Government electronic shops are ordinarily stocked with the finest test equipment and an unlimited supply of replacement parts. We have to be satisfied with the test equipment we can afford; and we can't simply trace down the trouble to a comparatively large portion of the circuit and replace the whole thing as military maintainers often do. We've got to find the exact small component that failed and replace it from our limited stock of universal replacement parts in order to keep the service charges down."

"Yeah, and don't forget the ordinary customer feels he's been had if he has to pay out half the original cost of his

## KEEP CANDEE HANDEE!

**A TRIO OF HEADSET BARGAINS!**  
HS-23: Hi impedance. Leather covered headband. Brand new. Great buy. Only \$4.95  
HS-33: Low impedance. Leather covered headband. Brand new. A J. J. Candee Special. \$5.95  
Hi Fi Headset: 15,000 cycles! Brand new with clamshell cushions. It's terrific! Only \$8.95  
CD-307A Headset Extension Cord: Brand new. Approximately 5 ft. length. Only 49c

BC-1033 MARKER BEACON RECEIVER  
Freq: 75 Mc. Operates on 28 V. Excellent cond. Two (2) for \$4.95. EACH ONLY \$2.95

BC-1023A MARKER BEACON REC'VR  
Freq.: 75 Mc. Operates on 12 VDC. Checked out and in excellent condition. \$14.95 Only

BC-511 HANDLE-TALKIE CHASSIS  
Crystal controlled. 3-8 Mc. Brand new. WITH antenna, less tubes, crystals. Boxed. coils. Only \$6.95

BC-733 RECEIVER  
A spunkin' tracker—see C.Q. Magazine Oct/59 for complete info. 19 tubes. 6-channel. crystal controlled. Freq. 108.3-110.3 Mc. Dual filter range. Excellent condition. \$4.95

INTERPHONE AMPLIFIER  
AM-26/AIC. 28 VDC. Complete with dynamotor and tubes. Excellent condition. Only \$5.95  
Surplus Conversion Manual No. 2: All conversion dope for above and other surplus items. 125 pages. ONLY \$2.50

RS-38 HAND CARBON MIKE  
With curly cord. Excellent condition. \$2.95

HAMMARLUND SUPER PRO COVER  
Brand new in original case. ONLY \$3.95

MD-7 PLATE MODULATOR: Excel. \$6.95

79-B PULSE GENERATOR  
Mfd. by Measurements Corp. Freq.: 60-100,000 PPS. Pulse width cont. variable from 0.5-40 microseconds. Output voltage approx. 150-200 V. Built-in power supply. Excellent \$19.95 condition

TS-122 ATTENUATOR SYNCHROSCOPE  
Calibrated! This unit also serves as 150-240 Mc Receiver AND a Signal Generator. Built in 115 V power supply. Measures peak RF power to 4 KV. SSB Generator built in. Excellent \$19.95

APN-1 FM TRANSCEIVER  
420-460 Mc. Compl. with tubes. Esc. Ea. \$2.95 Approx. shp. wt. per unit 25 lbs. TWO for 5.00

AN/APA 38 PANADAPTOR:  
115 VAC. SSB phase. 400-2700 cycles. 30 Mc. adaptor. Approx. 10 Mc. bandwidth. For conversion dope, see July/59 C.Q. Magazine. Excellent cond. \$14.95

NEW TS-13 HANDSET. Ea. \$3.95; Two for \$6.95

YOU GOT IT! WE WANT IT! LET'S DEAL?  
We're buying top \$\$\$ for GRQ's: PUC-6, -8, -9, -10; GN-58A; All elect. test equip.

APX-6 TRANSPONDER  
A midjet warehouse of parts! Blowers, three Veeder-Root counters, I.F. strips, cavity, over 30 tubes, etc. Includes 3E29 tube. Good cond. A SFEAL AT ONLY (2 for \$19.00) \$9.95

R-4A/ARR-2 RECEIVER  
234-238 Mc. 11 tubes. UHF, tunable receiver. See Aug/59 C.Q. Magazine for conversion info. Excellent cond. TWO for \$5.00. Each. \$2.95

FAMOUS Q 5'ER RECEIVER. Excel. \$9.95

All items FOB Burbank, Calif., subject to prior sale. In Calif. add 4%. Min. order \$3.95.

**J. J. CANDEE CO.** Dept. R  
509 No. Victoria Blvd., Burbank, Calif.  
Phone: Victoria 9-2411

## CLASS "D" CITIZEN BAND CRYSTALS

TEXAS HC6/U 3rd Overtone: Hermetically Sealed .005% tolerance—Meets FCC requirements. 1/2" pin spacing—.050 pin diameter. (.093 pins available, add 15c per crystal.) \$2.95 EACH

(add 5c per crystal for postage and handling)

The following Class "D" Citizen Band frequencies in stock (frequencies listed in megacycles): 26.965, 26.975, 26.985, 27.005, 27.015, 27.025, 27.035, 27.045, 27.065, 27.075, 27.085, 27.105, 27.115, 27.125, 27.135, 27.155, 27.165, 27.175, 27.185, 27.205, 27.215, 27.225.

Matched crystal sets for Globe, Gosset, Citi-Tone and Hallcrafters Units . . . \$5.90 per set. Specify equipment make.

## RADIO CONTROL CRYSTALS

in HC6/U HOLDERS—SIX FREQUENCIES  
In stock for immediate delivery (frequencies listed in megacycles): tolerance .005%, 1/2" pin spacing, .050 pin diameter, (.093 pins available, add 15c per crystal.) Specify frequency desired.

26.995, 27.045, 27.095, 27.145, 27.195, 27.255. \$2.95 EACH (add 5c per crystal for postage and handling)

Send for FREE CRYSTAL CATALOG WITH OSCILLATOR CIRCUITS

ASK YOUR PARTS DEALER FOR TEXAS CRYSTALS  
See big red display — if he doesn't stock them, send us his name and order direct from nearest factory.

OUR FLORIDA PLANT NOW IN OPERATION  
ORDER FROM NEAREST PLANT

## TEXAS CRYSTALS

Texas Crystals, Dept. R-40, 8538 West Grand Avenue  
River Grove, Illinois—Phone: GL 3-3555

OR  
Texas Crystals, Dept. R-40, 1000 Crystal Drive,  
Ft. Myers, Florida—Phone: WE 6-2100

ALL ORDERS SHIPPED 1st CLASS MAIL

TV set in maintenance; yet the minimum maintenance figure you mentioned was four times this, and twenty times seemed to be the average. That hardly makes the service technician's solder gun look like a highwayman's pistol."

"True; but possibly the most significant thing in the long run is that the military is awakening to the fact that easy, low-cost maintenance begins with design. Equipment can be made easy to service if maintenance problems are kept in mind right from the start. What's more, the Armed Forces are no more convinced than we are that 'more complicated' necessarily means 'better.'"

"We've been saying that for a long time," Barney added; "but very little attention was paid to our griping. Now that Uncle Sam is echoing our words, I'll bet they carry more weight."

"Right," Mac said as he picked up his solder gun; "and if I'm not badly mistaken, the insistence of the Armed Forces on equipment that is easier to maintain is going to carry over into civilian design and make our job easier and our customers better satisfied in the long run."

-30-

### Depreciation Allowance

(Continued from page 72)

ing this last tax year that would qualify for the allowance. Can I use the allowance in the future?

**ANSWER:** Yes. You can get an allowance for items purchased in future years, and the limits remain at \$10,000 worth of equipment for one taxpayer, \$20,000 worth of equipment in the case of a husband or wife filing a joint return.

**QUESTION:** Is this limit cumulative? In other words, can I carry over the unused portion of \$2000 special depreciation allowance not used in one year to another year?

**ANSWER:** No. The limit for any year is fixed whether you did or did not use it in preceding years, but you can get that limit every year.

**QUESTION:** My establishment is incorporated. Will this make any difference if I wish to take advantage of the allowance?

**ANSWER:** It will make no difference. Corporations can use the new allowance, but the limit is \$2000 based on purchases of qualifying assets costing up to \$10,000. This rule and limitation also applies to those corporations that have elected to be taxed as partnerships.


Although he may still have some specific questions to resolve, the service shop owner should now have a good idea as to how the special allowance may affect him. For further clarification of details and questions, he should, as always, consult with his regular tax accountant.

-30-

## How do you rope 5 watts of Power in a 2-watt sized Wirewound?




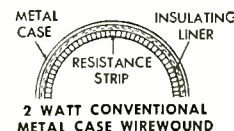
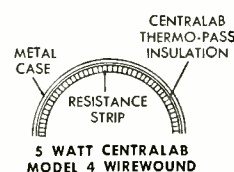
it's easy with  
**Centralab's**  
"Thermo-Pass"  
Insulation



Nowadays all kinds of critters have Texas capacity with Rhode Island size. Tubes, relays, and many other components have gotten smaller without any sacrifice in performance.

Now it's true with wirewounds, too! CENTRALAB has corralled 5 watts of power in a 2-watt size wirewound . . . by using "Thermo-Pass" insulation. A control's rating and size depend on the speed with which heat can be transferred from the resistance element to the atmosphere. CENTRALAB "Thermo-Pass" insulation combines exceptional heat transfer with a dielectric strength of 4500 volts per mil at 25° C. Result: a conservatively rated 5 watt Radiohm control measuring only 1 3/32" in diameter and 3/16" in depth. They are available in values from 1 ohm to 100 K ohms.

Meanwhile, back at the ranch, you'll find this one small size taking care of your 2, 3, 4 and 5 watt replacements in tv, hi-fi, home and auto radio sets. Just make sure you use the wirewounds—short (Model WN) or long (Model WW) shaft style—that carry the  brand.




# Centralab

B-6001 

ELECTRONICS DIVISION OF GLOBE-UNION INC.  
910D E. KEFFE AVE. • MILWAUKEE 1, WIS.  
IN CANADA: 669 Bayview Ave., Toronto 17, Ont.

CONTROLS • ROTARY SWITCHES • CERAMIC CAPACITORS  
PACKAGED ELECTRONIC CIRCUITS • ENGINEERED CERAMICS

# 2 for the money



circuit by  
**H.H. Scott**

tubes by  
**Amperex®**

H. H. Scott engineers, preliminary to the design of their *Model 299 (40 Watt) Complete Stereo Amplifier*, canvassed the industry for tube types offering something truly exceptional in the way of reliability, low distortion, low noise, low hum and absence of microphonics.

As has frequently been their experience, the people at Scott found these qualities best exemplified by Amperex tubes. Thus, the tube complement of the Scott Model 299 includes four Amperex 7189's, one Amperex 5AR4/GZ34, and one Amperex 6BL8/ECF80.

These and many other Amperex 'preferred' tube types have proven their reliability and unique design advantages in the world's finest audio components.

Applications engineering assistance and detailed data are always available to equipment manufacturers. Write: Amperex Electronic Corp., Special Purpose Tube Division, 230 Duffy Ave., Hicksville, Long Island, New York.



about hi-fi tubes  
for hi-fi circuitry

## AMPEREX TUBES FOR QUALITY HIGH-FIDELITY AUDIO APPLICATIONS

### POWER AMPLIFIERS

**6CA7/EL34:** 60 w. distributed load  
**7189:** 20 w., push-pull  
**6BQ5/EL84:** 17 w., push-pull  
**6CWS/EL86:** 25 w., high current, low voltage  
**6BM8/ECL82:** Triode-pentode, 8 w., push-pull

### VOLTAGE AMPLIFIERS

**6Z6/EF86:** Pentode for pre-amps  
**12AT7/ECC81:** Twin triodes, low  
**12AU7/ECC82:** hum, noise and  
**12AX7/ECC83:** microphonics  
**6BL8/ECF80:** High gain, triode-pentode, low hum, noise and microphonics

### RF AMPLIFIERS

**6ES8:** Frame grid twin triode  
**6ER5:** Frame grid shielded triode  
**6EH7/EF183:** Frame grid pentode for IF, remote cut-off  
**6EJ7/EF184:** Frame grid pentode for IF, sharp cut-off  
**6AQ5/ECC85:** Dual triode for FM tuners  
**6DC8/EBF89:** Duo-diode pentode

### RECTIFIERS

**6V4/EZ80:** Indirectly heated, 90 mA  
**6CA4/EZ81:** Indirectly heated, 150 mA  
**5AR4/GZ34:** Indirectly heated, 250 mA

### INDICATORS

**6FG6/EM84:** Bar pattern  
**IM3/DM70:** Subminiature "exclamation" pattern

### SEMICONDUCTORS

**2N1517:** RF transistor, 70 mc  
**2N1516:** RF transistor, 70 mc  
**2N1515:** RF transistor, 70 mc

### IN542:

Matched pair discriminator diodes

### IN87A:

AM detector diode, subminiature

## WHAT IS A RADIO BOOKSHOP?

It is a place where you can get radio books mail order (they pay the postage). Been in business for three years. Here are some of the books you should have in your library.

- RCA Radiotron Designers Handbook ..... \$7.50
- Design notes on every possible type of circuit. Fabulous.
- SurPlus Conversion Manual I ..... \$2.50
- BC-221, 312, 342, 348, 412, 645, 946, 1068; SCR274, 522; TBY, etc.
- SurPlus Conversion Manual II ..... \$2.50
- BC-454/459 & ARC5 VHF; APS-13; BC-357, 946B, 375; ART-13, TA-12, AVT-112A, GO-9, LM, etc.
- 15th Edition Radio Handbook by Bill Orr, W6SAI ..... \$7.50
- Quad Antennas by W6SAI ..... \$2.85
- Better Shortwave Reception by W6SAI ..... \$2.85
- Beam Antenna Handbook by W6SAI ..... \$2.70
- Novice & Technician Handbook by W6TNS & W6SAI ..... \$2.85
- VHF Handbook by W6QKI & W6SAI ..... \$2.95
- Radio Engineering Handbook by Terman ..... \$15.50
- Used by many colleges as a basic theory book. The answer to almost any technical problem is here. 1078 pages!
- Antennas by John Kraus, W8JK ..... \$11.50
- Strictly a theory book, but top notch. If you are interested in designing 'em you'll have to have this book.
- RTTY Handbook by W2JTP & W2NSD ..... \$3.00
- A-2 of Ham Teletype, only book available on the subject.
- Conversion Handbook ..... \$3.00
- Schematics & Photos: BC-222, 312, 314, 342, 344, 348, 603, 611, 624, 652, 654, 659, 669, 683, 728, 745, 764, 779, 794, 923, 1000, 1004, 1066, 1206, 1306, 1335; APN, APS, ARC4 & 5, ARN, ARR, TBY, TCS, VT/Jan tube index.
- Reference Data for Radio Engineers (IT&T) ..... \$6.00
- Formulas, graphs, and tables for every conceivable phase of radio.



## RADIO BOOKSHOP

1379 East  
15th Street  
Brooklyn 30,  
New York

- Transistor Circuit Handbook ..... \$4.95
- Complete, simple. Dozens of interesting applications.
- Antennas For Citizens Radio by W6SAI ..... \$1.00
- How To Read Schematic Diagrams ..... \$3.50
- SPECIAL: RF Wattmeter-Field Strength Meter ..... \$12.95
- Connects to transmitter, calibrated to 10 watts, dummy load built in. Ideal for Citizens Band rigs where every watt counts. Field strength meter for stronger transmitters and antenna measurements. All bands to 150 mc.
- 3% tax for NYC area.

## EIA Standard for Packaged Audio Equipment

Music power output is specified at a harmonic distortion of 5%.

THE Electronic Industries Association (EIA) has just issued a new standard covering power output ratings of packaged audio equipment for home use. This standard, designated RS-234, was formulated by EIA's Engineering Committee on High-Fidelity Equipment. It specifies the measurement of *music power output* only and this is to be done at a frequency of 1000 cps and a total harmonic distortion of 5 per-cent.

The new standard specifies that the packaged amplifier is to be tested at 117 volts a.c. line voltage after having been operated at one-third power output for at least one hour. A non-inductive resistance load is employed that can handle the full rated power output while maintaining its resistance within 1 per-cent. Loudness or volume control is set for maximum gain while the tone controls are adjusted for flattest electrical output. If any other position of the loudness or volume control produces more favorable results, this position may be used for the tests.

The output power rating of the amplifier is to be music power output; no mention is made in the standard of a continuous power output rating. Music power output is invariably higher than continuous power output, in some cases by as much as 20 per-cent or more. The definition of music power output as given in this standard is "the single frequency power obtained at 5% total harmonic distortion or less when measured immediately after the sudden application of a signal and during a time interval so short that supply voltages within the amplifier have not changed from their no signal values." This power is expressed in watts and is calculated by dividing the square of the voltage across the load by the resistance of the load. Note that the *supply voltages* referred to in the above definition are the by-passed plate and screen voltages only. Also, when stereo systems are measured, the total power output is simply the sum of the power outputs of each channel.

To measure music power output, the amplifier is first operated with no signal input and the supply voltages are measured. Then, a 1000-cps signal is applied and its level is increased until a 5 per-cent total harmonic distortion condition is produced, while, at the same time, maintaining the supply voltages at their no-load value. This may be done by using a separate well-regulated power supply or by boosting the a.c. input voltage to the amplifier. A voltage measurement is then taken across the load and the music power output is calculated.

-30-



**FROM  
HEATHKIT®  
... 12 NEW  
AND  
WONDERFUL  
STEREO,  
MARINE,  
AMATEUR  
& TEST  
GEAR  
ITEMS!**



**HEATHKIT AA-50 \$79.95**

**New hi-fi stereo features!  
25/25 watt stereo amplifier kit**

In one handsome package, you get both stereo power and control, with a host of deluxe features. Hi-fi rated at 25 watts per stereo channel (50 watts mono), this new Heathkit design includes channel separation control; new mixed center speaker output; stereo reverse and balance controls; separate tone controls for each channel with ganged volume controls, and five switch-selected inputs for each channel. Ease of assembly is assured by two circuit boards, minimizing the possibility of wiring errors. Adjustment of individual channel controls gives a pseudo-stereo effect to even monophonic program material. 30 lbs.



**HEATHKIT DF-3 \$99.95**

**Now is the time to build marine equipment  
and Heath brings you a new  
3-band direction finder kit**

Featuring a nine-transistor circuit . . . flashlight battery power supply . . . preassembled, prealigned tuning section . . . three bands (beacon and aeronautical, broadcast, and marine-telephone) . . . and a new "sense" antenna system that eliminates 180° ambiguity in bearings . . . this beautifully styled, splash-resistant, rugged instrument is an incomparable value at its low Heathkit price. 13 lbs.

**MONEY-BACK GUARANTEE**

Heath Company unconditionally guarantees that each Heathkit® product assembled in accordance with our easy-to-understand instruction manual must meet our published specifications for performance or your purchase price will be cheerfully refunded.

**Build now for summer fun & enjoyment**

# HEATHKIT® GIVES YOU MORE IN THESE TEN WAYS:

- 1. Building a Heathkit is easy**—Check-by-step instruction manuals make it virtually impossible for you to fail.
- 2. Building a Heathkit is quick**—No complicated, technical jargon for you to decipher; at most, a Heathkit takes only a few evenings to assemble.
- 3. Building a Heathkit is economical**—Mass production and purchasing economies are passed directly along to you, our customers.
- 4. Building a Heathkit is educational**—As you build, you learn . . . more about electronics, more about the component units and when and where to add them.
- 5. Building a Heathkit is fun**—Nothing quite equals the sense of achievement you receive when you successfully complete a Heathkit unit and "tune-in" for the first time.
- 6. Your Heathkit is Guaranteed**—Every Heathkit unit is guaranteed to meet advertised performance specifications . . . or your money will be cheerfully refunded.
- 7. Your Heathkit is available on Convenient Credit**—Our time payment plan makes it possible for you to order now . . . pay later.
- 8. Your Heathkit is Tops in Quality**—The very finest in electronic equipment comes to you in kit form from the Heath Company.
- 9. Heathkit Dealers can Serve you Locally**—Carefully selected Heathkit representatives are available in most localities.
- 10. Heathkit Service is Customer Service**—Our staff of technical experts is always ready to answer your questions or help you if you have any difficulty.



**HEATHKIT DS-1**

**\$69.95**



### For boatsman, fisherman or skindiver a new, low-cost, depth sounder kit

Completely transistorized, this invaluable marine accessory enables you to detect submerged objects and their depth as well as to gauge the depth of the water and the nature of the bottom from 0 to 100 feet. Self-contained power supply uses 6 standard flashlight cells and 1 long-life 9 V. battery. Attractively styled, two-tone marine-green cabinet uses "tongue and groove" joints for splash protection; all metal parts treated to resist corrosion. Transducer may be mounted permanently through hull or temporarily outboard. 10 lbs.



**HEATHKIT EK-1 \$19.95**



**HEATHKIT HW-19 \$39.95**  
(Ten Meter)


**HEATHKIT HW-29 \$39.95**  
(Six Meter)

### A wonderful addition to the "ham shack" two new 6 and 10 meter transceiver kits

They're combination transmitters, designed for crystal control, and variable tuned receivers operating on the 6 and 10 meter amateur bands (50 to 54 mc from HW-29 and 28 to 29.7 mc for HW-19) in either fixed or mobile installations. Highly sensitive superregenerative receivers pull in signals as low as 1 microvolt; low power output is more than adequate for "local" net operation. Other features include: built-in RF trap on 10 meter version to minimize TVI; adjustable link coupling on 6 meter version; built-in amplifier metering jack and "press-to-talk" switch with "transmit" and "hold" positions. Can be used in ham shack or as compact mobile rigs. Not for Citizens Band use. 10 lbs.



**HEATHKIT AD-10 \$33.95**



**HEATHKIT XR-2L \$34.95**

**HEATHKIT XR-2P \$29.95**

### Wherever you are . . . wherever you go you can carry your music with you 6-transistor portable radio kit

Assembled in only a few hours, both of these models incorporate superior design features that will give you portable listening enjoyment day after day. Vernier tuning control gives smooth, easily-separated station tuning. Large 4" x 6" PM speaker with heavy magnet provides "big set" richness of tone. Operates on standard size "D" flashlight batteries. Six Texas Instrument transistors.

**XR-2L** (simulated leather and plastic) 7 lbs.

**XR-2P** (high-impact plastic) 6 lbs.



**HEATHKIT AA-20 \$34.95**



**HEATHKIT AA-30 \$45.95**

## ORDERING INSTRUCTIONS

Fill out the order blank below, giving us your name and address in the space provided at right. Include charges for parcel post according to weights shown. Express orders are shipped delivery charges collect. All prices F.O.B. Benton Harbor, Mich. A 20% deposit is required on all C.O.D. orders. Prices subject to change without notice.

Quantity	Item	Model No.	Price

Ship via.  Parcel Post  Express  C.O.D.  Best Way

**HEATHKIT**

a subsidiary of  
**DAYSTROM**

## FREE CATALOG!

Over 150 items of stereo, marine, amateur and test equipment are illustrated and described in the complete Heathkit Catalog.



**HEATH COMPANY** Benton Harbor 15, Mich.

Please send my free copy of your complete catalog.

Name \_\_\_\_\_

Address \_\_\_\_\_

City \_\_\_\_\_ Zone \_\_\_\_\_ State \_\_\_\_\_

### Learn more about the wonderful world of electronics! Educational kit

Teaches, as you build, the basic "yardsticks" of electronics—opens up many fascinating areas of study for youngsters and adults alike. At less than the cost of a few textbooks on the subject, here's a complete basic electricity course resulting in a volt-ohm-milliammeter of a thousand-and-one uses. See the practical results of what you are learning—the EK-1 is first in a series of educational kits prepared by Heath. 4 lbs.



**HEATHKIT TT-1**

**\$134.95**

### Outstanding professional quality . . . mutual conduction tube tester kit

An impressive list of electronic and mechanical features make this tube tester one of the finest values in the industry. Tests Gm (amplifiers) from 0-24,000 micromhos. Emission, Leakage, Grid current ( $\frac{1}{4}$  microampere sensitivity), Voltage regulators (Built-in Variable DC Power Supply), low power thyatron and eye tubes. Features 300, 450 and 600 ma constant current heater supplies, Life test. Hybrid tube test, built-in switch operated calibration circuit. Large easy-to-read meter, constant tension free rolling roll chart mechanism. Includes 7 wiring harnesses. Assembly skill of technician or higher recommended. Assembly time, 40 hours average. Black leatherette case with white trim, nylon feet, removable top. (27 lbs.)

### Here it is! A new manual stereo record player kit

Made by famous Garrard of England, the AD-10 is a compact 4-speed player designed to provide trouble-free performance with low rumble, flutter and wow figures. Rubber matted heavy turntable is shock-mounted, and idler wheels retract, when turned off, to prevent flat spots. Powered by line-filtered, four-pole induction motor at 16, 33 $\frac{1}{3}$ , 45 and 78 rpm. Supplied with Sonotone STA4-SD ceramic stereo turnover cartridge with .7 mil diamond and 3 mil sapphire styli. 10 lbs.



**HEATHKIT TCR-1**

**\$46.95**

### Start the day . . . spend the day . . . with "your cue" transistor clock-radio kit

Completely portable . . . superb modern styling in high impact plastic . . . powerful 6-transistor circuit operating from long-life mercury batteries or ordinary pen-light cells. Does everything you expect from a clock-radio—and costs you so little! Handsome cabinet measures only 3 $\frac{1}{2}$ " H. x 8" W. x 7 $\frac{1}{2}$ " D. for ease of placement anywhere in the home. Batteries not included. 5 lbs.

### It's easy and economical to go stereo with these two Heathkit "compatibles"—stereo preamp kit (AA-20)

Made for each other, either of these components can be incorporated with your present stereo system. The preamplifier (AA-20) features 4 inputs in each stereo channel and gives you a choice of 6 functions. It will accommodate a magnetic phonograph (RIAA equalized), a crystal or ceramic phonograph, and 2 auxiliary sources (AM-FM tuners, TV, tape recorders, etc.), and is completely self-powered. 8 lbs.

### Hi-fi rated 14/14 watt stereo power amplifier kit (AA-30)

Two 14-watt high fidelity amplifiers, one for each stereo channel, are packaged in this single, compact, handsomely styled amplifier (AA-30). Ideal for use with the AA-20, any stereo preamp or with a pair of monophonic preamps, it features individual amplifier gain controls and speaker phase reversal switch. Output terminals accommodate 4, 8 and 16 ohm speakers. 21 lbs.



**HEATHKIT GC-1**

**\$99.95**

### New, all transistor "Mohican" general coverage receiver kit

The "Mohican" is the first all transistor communications-type receiver in kit form and first to use ceramic 1F transfilters. Covers 550 kc to 30 mc on five bands, with five separately calibrated bands to cover amateur frequencies (including 11 meter citizens band). Powered by 8 standard size "C" flashlight cells. Built-in 54" whip antenna, flywheel tuning, tuning meter, and headphone jack. Truly an outstanding receiver! Batteries not included. 20 lbs.

**HEATH COMPANY** Benton Harbor, Michigan



... EVERY PART AMERICAN MADE  
Complete with easy assembly instructions.  
Available in Kits only, not sold in stores.

Model TR-1  
\$23<sup>95</sup>



### SIX TRANSISTOR RADIO

Fun to build... a pleasure to hear. No dangerous high-voltage... it's battery powered. Even a child can hook-up the all-transistor circuits. Place it anywhere... play it anywhere. Beautiful all-wood cabinet and perfect sound from full-fidelity 4" Alnico PM Speaker enhances any room. 9"x6"x4 1/8". Order Model TR-1.



Model PP-1  
\$34<sup>95</sup>

### 3-SPEED FOUR TRANSISTOR PORTABLE PHONOGRAPH

Play records ANYWHERE... and learn basic Hi-Fi with easy hook-up printed circuits. Plays for approx. 100 hrs. on 4 flashlight batteries. Full-fidelity speaker, balanced tone-arm, and special 5-pole motor insure big sound. Adaptable for stereo. Plays 7", 10", or 12" records at 33 1/3, 45 and 78 rpm. All-leather case with hardware. Order Model PP-1.



Model TR-2  
\$21<sup>95</sup>

### SIX TRANSISTOR PORTABLE RADIO

Music, news, sports wherever you go... and you can build it yourself. Easy assembly. No special tools, only soldering iron, needed. Special 6-transistor reflex printed-circuit for long distance tuning. 4" Alnico PM full-volume speaker. French-stitched tan leatherette case. Size: 6 1/4" x 2 1/4" x 4 1/4". Order Model TR-2.

**MONEY BACK GUARANTEE**  
Money back if not completely satisfied.

**FREE**



**WITH EVERY ORDER!**  
Wire-stripper-cutter adjustable for range or wire gauges.

Send TR-1 Radio Kits. I enclose \$23.95 ea.  
Send PP-1 Phono. Kits. I enclose \$34.95 ea.  
Send TR-2 Radio Kits. I enclose \$21.95 ea.

NAME \_\_\_\_\_  
ADDRESS \_\_\_\_\_  
CITY \_\_\_\_\_ STATE \_\_\_\_\_

Dept. 460  
ALL-AMERICAN KITS CO., 1830 N. Sheffield Ave.  
Chicago 14, Ill.

# Transistor Radio Circuits

Part 6. Concluding article covers signal-seeking radios and details on the relay control unit used in these sets.

**T**HIS is the last article in the current series we have been running on servicing and troubleshooting transistor radios.

This material, which has been reprinted through the courtesy of the *Delco Radio Division of General Motors*, has been mainly concerned with receivers and circuits to be found in transistorized auto radio sets but many of the points regarding such circuitry are applicable to home type transistor sets as well and the techniques can be transferred to this type of servicing with profit.

Our thanks to *Delco* for permission to pass this information along to our readers.

## Signal-Seeking Radios

In transistor radios which employ a method of automatically tuning the receiver, a circuit must be included for triggering the tuner relay. The circuit must have the ability to amplify the

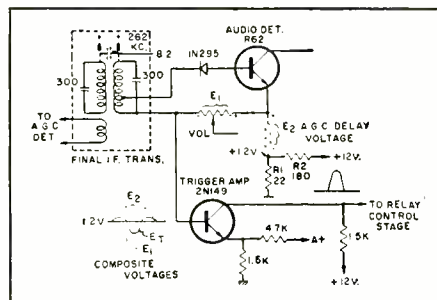


Fig. 11. Trigger amplifier circuit used in the signal-seeking radio receivers.

signal from the receiver enough to operate the relay which controls the tuner motor.

The i.f. signal, after it has been rectified by the audio detector stage, is used as a source for the trigger voltage. As seen in Fig. 11, the signal is taken from the negative end of the volume control and applied directly to the base of a 2N149 trigger amplifier. The trigger amplifier obtains a d.c. base bias voltage of 1.2 volts from resistors  $R_1$  and  $R_2$  which form a voltage-divider network between ground and the 12-volt line. The purpose of this voltage is to keep the trigger amplifier conducting until the negative trigger voltage is applied. In series with detector voltage  $E_1$  is a.g.c. delay voltage  $E_2$ , which is positive in polarity and therefore adds to the 1.2 volts of d.c. bias. The a.g.c. delay voltage, developed in the a.g.c. detector stage, actually "bucks" the signal voltage  $E_1$  to prevent the triggering action from occurring too quickly on strong stations. Triggering the tuner at the sideband of strong signals would result in inaccurate tuning.

The manner in which voltages  $E_1$  and  $E_2$  vary the d.c. base voltage is shown by the composite voltage curves on the diagram. Since both  $E_1$  and  $E_2$  voltages increase in proportion to signal strength, one in the positive direction and the other in the negative direction, a constant difference-voltage,  $E_T$  is produced. This is applied to the trigger amplifier base and since it is in the negative direction it drives the transistor toward cut-off. This reduces collector current through the 1500-ohm collector resistor and collector voltage  $E_C$  rises in a positive direction. This positive voltage, which is an amplified and inverted  $E_T$  voltage, will be used to trigger the relay control stage.

## Relay Control Stage

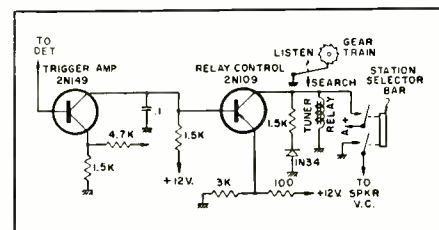
The positive voltage at the output of the trigger amplifier in a signal-seeking radio is filtered by the .1- $\mu$ f. capacitor from collector to ground (Fig. 12), producing an  $E_C$  voltage which is d.c. This is applied to the base of a 2N109 relay control stage. This reverse bias cuts off the 2N109 collector current, the relay in the collector circuit de-energizes and blocks the motor, stopping the tuner. Once the tuner has been stopped, it is necessary to send current through the relay in order to start it searching again. This is accomplished by the starting circuit of Fig. 12.

As the selector bar is depressed, "A+" is applied to the top of the tuner relay and since the bottom of the winding is grounded, current flows through the relay. This energizes the tuner relay and starts the tuner seeking. Also as the bar is depressed, another switch contact shorts the speaker to ground so that no arcing noise is heard as the tuner is started.

A 1500-ohm resistor and a 1N34 diode are connected in series across the relay coil to protect the transistor from surge voltages which may develop as the relay is suddenly de-energized at station points. This inductive kick would cause the collector of the 2N109 to go highly negative and draw excessive current, but this same negative voltage also causes the 1N34 to conduct and leak the excess current to ground.

-30-

Fig. 12. How the relay is actuated in a signal-seeking set, starting search.



**Multiplexing Music**  
(Continued from page 44)

the completed recording on the normal track, thus the tape can be played on any recorder. Always record the first part with the "Mixing Level" control (R<sub>1</sub>) turned off. After recording is completed for the first part using mike, radio, phono, etc., rewind the tape to the starting position. Turn S<sub>1</sub> to the opposite track and turn R<sub>1</sub> full on. With headphones in the "External Speaker" jack, and the recorder volume control about half way on, start recording, but this time harmonizing with the first part. You can hear the two parts blended together in the headphones and with a little experience you will soon know the proper levels needed to turn out good quality recordings.

If the first part is too loud, change the setting of R<sub>1</sub>. Your regular volume control changes the level of both tracks. Rewind the tape to the starting point again, change the setting of S<sub>1</sub>, leaving R<sub>1</sub> in the same position. Record the third part, harmonizing with the other parts. Continue this procedure, each time rewinding the tape to the starting position and changing the setting of S<sub>1</sub>. When you are all through, turn R<sub>1</sub> full off and play back the tape in the regular manner. A form of "pseudo stereo" can be obtained by putting an amplifier and speaker on the output of the second channel.

You can also play regular stereophonic tapes by simply adding an amplifier to the output of the second channel and turning the "Mixing Level" control full off. If R<sub>1</sub> is turned on, you can play both tracks through your regular tape amplifier and enjoy the good quality of stereophonic tapes—even monophonically.

You will find this addition to your recorder a very worthwhile effort and its applications are limited only by your own ingenuity and imagination. This scheme works very well with organ-piano duets as well as vocals. You can even sing your "barber shop" quartet numbers.


There are a number of extras that some might like to add, such as level indicators for each channel, etc., but with what's given here you can have lots of fun and—who knows—you may discover that you have "hidden talents."

To the author's delight, he has found that the more parts, the less significant are the mistakes of the single parts—in other words—a trio seems to sound better than a solo.

Have fun, but remember one's talents aren't always adequately appreciated by others and your neighbors may look upon your new "pride and joy" as being nothing more than a monstrously amplified device for magnetically multiplexing musical noise and aggravating others! Don't let this discourage you as they just don't know the fun they are missing.

# How You Can "GET ON THE AIR" —Without An EXAM!

**NEW Class "D" Citizens Radio Handbook Answers ALL Your Questions About:**



*How to use two-way radios for business and pleasure—to talk from car to car, ship to shore, office to mobile unit, between farm buildings, on hunting trips, and dozens of other useful applications.*

HERE'S how to get the most out of your Class D Citizens Band Radio Set—how to buy and use your equipment for the ultimate in fun and practicality! This new, fully illustrated, easy-to-read book tells you, in layman's language, EVERYTHING the Citizens Bander needs to know. Contents include what to buy and how much it will cost... which set will suit your needs best ...how to apply for your free license (no FCC examination required).

Discusses transmitters, receivers, antennas, power requirements, and gives you full instructions for installation and maintenance. Tells you how and where you can use your set and includes complete FCC rules and regulations. Contains 180 clear simply-written pages and 72 informative illustrations; only \$4.95 plus few cents for shipping. FREE 7 Day Trial—send no money! Mail coupon at once.



You can talk directly from home or office to car, boat or any moving vehicle on Class D Citizens Band Radio. And you can send and receive on Citizens Band without passing an FCC examination!

**Mail Coupon Today for 7 DAY FREE TRIAL EXAMINATION!**

**ELECTRONICS BOOK SERVICE**

A Division of the Ziff-Davis Publishing Co.  
434 South Wabash Avenue, Chicago 5, Ill.

CRW460

Please send me ..... copies of CLASS D CITIZENS RADIO and bill me only \$4.95 per copy plus a few cents postage. If I am not pleased with the book, I may return it within 7 days and I will owe you nothing.

CHECK HERE AND SAVE MONEY. I enclose payment for book(s) herewith, and you will pay the postage. (Same 7-day return privilege.)

PRINT NAME.....  
ADDRESS.....  
CITY..... ZONE..... STATE.....  
N.Y.C. Residents. Please add 3% Sales Tax.

add all UHF channels  
to your tv set  
**BLONDER-TONGUE  
MODEL 99R  
UHF CONVERTER**



Make your present TV set  
a modern 82-channel receiver

- sharper, clearer pictures
- easy, one-knob tuning
- drift-free performance—no fading
- approved for color TV
- UL approved
- tuned input

Outperforms all others in its class.  
The nation's biggest selling UHF converter. Only

**2295**

For fringe areas—the powerful  
Blonder-Tongue Ultraverter  
Model BTU-2R, 39.95.  
Sold by parts distributors. EW-4  
**BLONDER-TONGUE LABORATORIES, INC.**  
9 Alling St., Newark 2, N. J.



**ONE CENT SALE**

BUY ONE AT OUR REGULAR LOW PRICE  
and GET the SECOND for ONLY 1¢ MORE

**CITIZENS BAND TRANSMITTER (27 MC)** chassis complete with crystal. \$12.49 each, two for \$12.50.

**TRANSMITTER** similar to above but with 5 watt RP stage instead of 1 watt. \$14.99 each, two for \$15.00.

**CITIZENS BAND RECEIVER** chassis tunable through all 22 channels. Complete with audio amplifier. \$9.99 each, two for \$10.00.

**AMATEUR BAND TRANSCEIVER (144-148 MC)** chassis with dual VHF triodes for walkie-talkie radiophone. \$9.99 each, two for \$10.00.

**TRANSCEIVER TRANSFORMER:** Mike to grid input and plate to low impedance headphone output. Good for telephone handsets. \$1.99 pair, two for \$2.00.

**TELEPHONE HANDSETS** with push-to-talk switch. \$5.99 each, two for \$6.00.

**MICROPHONE** High output 200 ohm carbon with terminal lugs. \$1.49 each, two for \$1.50.

**COILED CORD** 4 conductor 11" telephone cord. Extends to over 4 ft. .99 each, two for \$1.00.

**KIT OF PARTS** for AM-FM VHF radio receiver. Tunable from 80-200 mc. which includes U.S. satellite frequencies. \$6.99 each, two for \$7.00.

**TRANSISTOR AUDIO AMPLIFIER** gives 50X voltage gain on low level signals. Operates on 1½ volts. \$3.99 each, two for \$4.00.

**CONVERTER** (crystal controlled) for 27 MC Citizens Band. Adapts any standard broadcast radio to 27 MC band. Tunes all 22 channels. Complete with tubes and crystal. \$14.99, each, 2 for \$15.00.


**TRANSMITTER CRYSTALS** in holders. Assorted frequencies for experimenters. Bag of 10 only \$1.49 two bags for \$1.50.

**ALL MERCHANDISE GUARANTEED LIMITED QUANTITY— NO LITERATURE OR CATALOG**

Remit in full. Include sufficient postage.  
No C.O.D.'s.

**VANGUARD ELECTRONIC LABS**  
Box 12-EW-4 Hollis 23, N. Y.

**YOU** be the judge of  
**knight-kit**<sup>®</sup>  
A PRODUCT OF ALLIED RADIO  
**quality and value**



**FREE** examination privilege


More and more people are finding out how easy it is to build exciting Knight-Kits, how satisfying they are to own, and how much they save.

If you haven't yet enjoyed the experience and fun of building and owning a Knight-Kit, we invite you to take advantage of our free examination offer. Order any Knight-Kit. Examine it on arrival. Inspect the quality of the components, the circuitry, the easy-assembly manual. We're so confident you'll want the kit, we can make this offer: If you're not COMPLETELY SATISFIED, just return the kit for full refund.

Order a Knight-Kit now. Know the thrill of the most satisfying build-your-own experience in electronics.


—ALLIED RADIO

**knight-kits**<sup>®</sup>...



only \$5 down

**Y-774** Deluxe 40-Watt Stereo Amplifier, featuring center channel output. Finest amplifier available anywhere in this price range ..... \$79.50



only \$5 down

**Y-731** Deluxe FM-AM Stereo Hi-Fi Tuner, with "Magic Eye" tuning for each section; includes Dynamic Sideband Regulation and multiplex add-in feature..... \$87.50

see dozens of other  
**GREAT HI-FI KITS**


- Stereo Deluxe Preamplifier
- 60-Watt Stereo Amplifier
- Stereo Control
- 25-Watt Amplifier
- 18-Watt Amplifier
- 12-Watt Amplifier
- FM-AM Tuner
- FM Tuner
- Speaker Systems, and others



only \$2 down

**Y-773** Super-Value 20-Watt Stereo Hi-Fi Amplifier, with special clutch-type dual-concentric level control. \$44.50

**Y-787** FM-AM Hi-Fi Tuner; with AFC and tuned RF stage on FM; includes multiplex jack. \$49.95



only \$2 down

sold exclusively by


**A L L I E D**

easiest to build...satisfying to own...money-saving




only \$2 down

**Y-713** Top value, best-selling Citizens Band Transceiver. Tunable 22-channel super-regenerative receiver, 5-watt transmitter.....\$39.95



only \$2 down

**Y-258** 4-Band "Span Master" Receiver; exciting world-wide reception; with cabinet.....\$25.95




only \$2 down

**Y-737** "Ranger" Clock-Radio with Telechron clock, sleep switch and appliance outlet.....\$24.95

plus many other  
**HOBBYIST KITS**

- "Space-Spanner" Receiver
- "Ranger" Radios
- "Ocean Hopper" Radio
- Radio-Intercom
- 5-Transistor Portable
- 2-Transistor Pocket Set
- 2-Way Intercom
- Electronic Lab Kits
- Photoelectronic System
- and many others




**Y-608** Lab quality AC VTVM with amazing Automatic Range Selection; reads as low as 100  $\mu$ v.  
\$99.50

only \$5 down

**Y-125** General-purpose VTVM (11 meg input resistance)  
\$25.75

only \$2 down



only \$2 down

**Y-143** Model "600" Tube Checker (checks over 700 types).....\$32.95

full selection of  
**INSTRUMENT KITS**

- 5" Oscilloscopes
- Tube Checkers
- RF Signal Generator
- Signal Tracer
- Audio Generator
- Sweep Generator
- Battery Eliminator
- Capacity Checker
- Transistor Checker
- R/C Tester, plus many others

**ONLY \$2 DOWN**  
on orders up to \$50;  
**\$5 down on orders**  
up to \$200...



only \$5 down

**R-100** Amateur Communications Receiver (Hi-gain, with built-in Q-Multiplier).....\$104.50



**G-30** Amateur Grid Dip Meter (continuous coverage, 1.5-300 mc).....\$22.95

only \$2 down

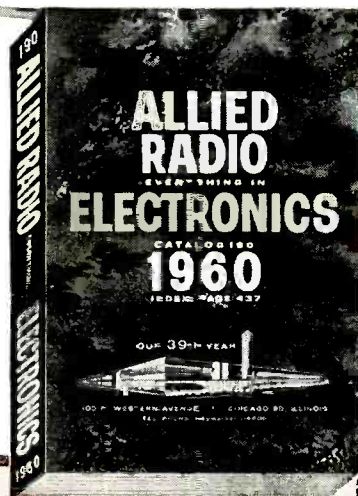
other fine  
**AMATEUR KITS**

- 50-Watt Transmitter
- Self-Powered VFO
- 100 kc Crystal Calibrator
- RF "Z" Bridge
- Code Practice Oscillator

there's a money-saving **knight-kit** for every need...see them all in the **ALLIED CATALOG**

**FREE**

Write for catalog featuring the complete KNIGHT-KIT line. Order the kit of your choice—judge quality and value for yourself under our FREE examination privilege!



**ALLIED RADIO CORP.**, Dept. 10-D  
100 N. Western Ave., Chicago 80, Ill.

Send FREE Catalog featuring Knight-Kits

Name \_\_\_\_\_

Address \_\_\_\_\_

City \_\_\_\_\_ Zone \_\_\_\_\_ State \_\_\_\_\_

**RADIO**

Pioneer in quality  
electronic kit  
development...

**PRE-SELECTED SURPLUS BARGAINS**

**RT-18/ARC-1**

10-channel xtl-controlled Autotune xmt-rcvr. 100-156 mc. Favorite for flight, now available to amateur. Export packed by NavAer in absolutely like-new condition. With schematic & instructions. fob Corpus Christi, Texas **\$49.50**  
Add \$29.50 for rack, 3 plus, and control box.



**SPEECH AMPLIFIER PWR SUPPLY** for 100 watt xmt-r. No splatter. AGC holds 30 watt AF output to +5% for input blast of +75% above the 90% modulated level. For dyn. or carbon mike. Has keyed 1 kc tone osc. 115 v 1 ph 50/60 cy power supply has 4 mercury-vapor 3C23's and 2 blower-cooled selenium stacks; furnishes 600 vdc, 445 ma; 300 vdc, 175 ma; 12 vdc, 1 A; and adjustable 0 to -150 vdc, 1/2 A. With schematics and AGC-adjust. instructions. fob Milpitas, Calif., all for only **\$29.95**

Same as above but less the tubes **\$14.95**

**400 CY, 10<sup>-5</sup> ACCURACY**

Am. Time Prod. \$125 Fork in 2-tube ckt; needs 150vdc & 6.3 vac. .001% accurate. Tested and guaranteed; with schematic. Only **\$37.50**



Same, in case with regul. pwr supply & AF amplifier. \$97.50  
Above Fork only, guaranteed, with schematics of both items above **\$9.95**

**VARO 622B, 400 cy ± 0.1%. Complete ckt w tube, fork output xfmr, in HS can. Needs 28Vdc. New, w diagram. **\$27.50****

**100 500 250 125 6212 cy. ±.02%. Am. Time Prod. fork osc., 4 binary counters. Needs 250vdc. 6.3 vac. New, w diagram. **\$79.50****

**\$850 TEST OSCILLOSCOPE FOR ONLY \$49.50**

**TS-34 AP.** Portable, but with magnifying lens, same as a screen. In addition to the 0-50,000 cy internal variable-rate sweep, it can be triggered by incoming pulses, with sweep choices of 5, 50, or 250 u-sec. duration. In carrying case. With 16-page booklet. Flat 11 cy to 3 1/2 mc. Clean used, checked **\$49.50**  
OK. 40 lbs fob Los Angeles. Less cords.

SAME, but brand new, with all cords **\$69.50**

**TS-34A AP.** No carrying case. Same as above except that the triggered sweeps can be varied 4 1/2-8, 20-50, and 120-280 u-sec. Used, but checked out and guaranteed same as new. Less cords. **\$69.50**

**ONLY \$79.50 FOR 5" DUMONT TEST SCOPE**

**DUMONT 241.** 5" screen. X, Y, and Z amplifiers. With reprint of the instr. book. Used but checked out and guaranteed. 75 lbs fob Los Angeles. **\$79.50**  
A rare buy at only



**MEAS. CORP. MOD. 79-B Pulse Generator.** 60-100,000 cy + pulses 1/2-40 u-sec w/ and + sync pulses delayed 1/2 period. Can pulse modulate an external RF source and can be synched by an external sine source. This is the model preceding the current catalog model which sells for \$495.00. Brand new in original packing, with instruction book. 40 lbs fob Harrisburg, Pa. **\$97.50**

**MICROVOLTER SIGNAL GENERATORS**

(All have internal modulation.)

**MEAS. CORP. MOD. 80, 2-400 mc.** certified by Standards Lab, fob Los Angeles. **\$299.50**

**NAVY LX, 71/2-330 mc.** certified by Standards Lab, fob Los Angeles. **\$99.50**

**NAVY LAF, 90-600 mc.** certified by Standards Lab, fob Los Angeles. **\$89.50**

**NAVY LAE, 520-1300 mc.** new in original packing, fob Charleston, S. Car. **\$119.50**

**MEAS. CORP. MODEL 84, 300-1000 mc.** certified by Standards Lab, fob Los Ang. **\$179.50**

**NAVY LAG, 1200-4000 mc.** certified by Standards Lab, fob Los Angeles. **\$349.50**

**TRANSIT 4 X 400 WATTS A1, A2, A3**

AN FRT-1 complete and brand new. 2 sets available. Four transmitters T-4 FRC can be set up to 4 different frequencies 2-18 mc. crystal or MO. Each emits 400 watts RF in simultaneous operation, all modulated by one MD-1 FRC, and all 5 pieces powered simultaneously by one PP-1 FRC from 220 v. 3 ph. 50/60 cy. Export boxed, w/ spares **\$4950.00**  
FOB Los Angeles, each complete set.  
(Also available: 15 complete export-boxed Link FM Transmitter-Receiver, 50 watts output, at \$375.00.)

**GET THIS VERSATILE MULTITAP ISOLATOR**

565 watt 50/60 cy. transformer has 4 120v 1.3 A primaries for 120/240/480v and a 4.3 A secondary tapped 142/133/127/109/104v. The following voltages can be taken between taps: 5/6/7/9/10/11/13/15/16/18/19/22/23/24/28/29/33/38v. Or use backward for 120/240v. One step-up or step-down xfmr varied by input tap from 554 to 404 v CT. With diagram. Shipped only by collect RailEx **\$7.95**  
FOB Los Angeles. Send us only.

**TIME PAY PLAN:** Purchases must total \$133.33, or more. Pay 25% down and 110% of balance in 12 monthly payments. Send deposit and sales tax (if applicable) with your order.

**SCHEMATICS/CONVERSIONS, SURPLUS GEAR**

List G. NEW! Send large stamped addressed envelope. Includes many Tech Manuals. Add 25c or chart explaining AN Nomenclature. Example of new listings: 20-page book, representing 100 man-hours of compilation, on I-17 tube Tester, MK-949 Socket Adapter, with test data on all tubes to March, 1957, only \$5.00 postpaid. ARC-1 schem/data. \$2.00.

Calif. buyers please add 4% when remitting.

**R. E. GOODHEART CO.**

P. O. Box 1220-A Beverly Hills, Calif.

**R. F.—Is It Dangerous?**

(Continued from page 45)

ones. What makes them especially hazardous is the fact that a dangerous rise in temperature can occur before an adequate warning is sent to the brain. Radiation in this range penetrates the outer layers of the skin and sub-layers of fat, raising the temperature of deep muscle tissue. Continued exposure to the eye can cause cataracts. By the time a sense of warmth is felt, it is usually too late to avoid some ill effects.

Frequencies above 1000 mc. up to 3000 mc. may be absorbed completely by the skin fat and muscle, with the degree of absorption depending on the thickness of these layers. Individuals exposed to these frequencies feel the warming effects on the skin. Immediate removal from the radiation area will probably avoid any problems.

Frequencies above 3000 mc. are absorbed on the surface of the body. Since heat dissipation to the outside is excellent, a good percentage of this radiation is reflected, presenting no problem. Also, since the skin layers are very responsive to temperature change, an overheat warning is sent to the brain promptly.

**Extent of Hazard**

Measurement units that would relate a specific quantity of r.f. energy to specific biological effects have not been developed. However, threshold exposure levels have been established in terms of watts per square centimeter. This refers to the power per unit of cross-sectional area of the transmitted beam.

Research shows that an exposure of 4 to 5 minutes to an intensity of .6 watt/cm.<sup>2</sup> of microwave energy can cause damage to human tissues, particularly those in the eye. As a result, the Armed Forces have established a maximum safe exposure level of .01 watt/cm.<sup>2</sup> What does this mean to personnel whose work involves equipment that radiates energy at the critical frequencies? In the words of Col. George M. Knauf, USAF(MC), Chairman of the Tri-Service Conference on Biological Effects of Microwave Energy, "The most powerful radar set in operation today cannot produce this .01 watt/cm.<sup>2</sup> of power at 500 feet even in the axis of the main beam." Nevertheless, the level can indeed exist in the immediate area of the transmitting device.

In addition to the factors already noted that determine the extent of the hazard, the clothing worn by the individual also has some effect. Recognizing that new communications and radar equipment will utilize still higher powers, the Air Force is developing special clothing to absorb or reflect r.f. radiation. While the exact nature of this "microwave radiation suit" is still classified, it will permit personnel to work safely in areas where ambient power levels are considerably in ex-



**QUIETROLE**

the ANSWER TO NOISY CONTROLS and SWITCHES

over 12 YEARS OF PROVEN SUPERIORITY

Costs Just Pennies more than the poorest substitute...

Supplied in Spray can and 2, 4, 8 oz. bottles



**Exceptional Tonal Qualities! Excellent Performance!**



**TWO WAY RADIO**

complete with crystal for one channel and microphone

- For Every Citizen Quality Features Include:
- CAR
  - OFFICE
  - BOAT
  - HOME
  - 5 Channel Transmitter
  - 22 Channel Receiver
  - 2-10 Mile Range
  - Press-to-Talk Mike
  - Compact, Modern Styling

MAIL COUPON for FREE BROCHURE!



40 E. MERRICK RD. FREEPORT, N. Y.  
Please rush me your brochure describing the model 905 Citizens Band Radio.

NAME .....  
ADDRESS .....  
CITY..... STATE.....



cess of the recommended threshold.

### Ionizing Radiation

While the direct effects of r.f. energy have been the main concern here, it should not be forgotten that high-power r.f. equipment may also produce ionizing radiation, which is a hazard in itself. Increasing r.f. power, particularly as generated by special tubes, may be accompanied by serious amounts of such ionizing radiation as x-rays. Harmful effects from this cause may be produced by a single, intense exposure or by chronic, less intense exposure (see "X-Rays from TV Sets: Are They Harmful?" RADIO & TV NEWS, Nov. 1958). Possible effects include eye cataracts, various types of cancer, sterility, and shortened life.

In electronic equipment, x-rays are produced by such high-power tubes as the amplatron, magnetron, klystron, and thyratron. With magnetrons and klystrons, there seems to be an almost linear relationship between applied plate voltage and the production of x-rays. There is also a relationship between the physical characteristics of the power tube and its ability to produce ionizing rays. From the standpoint of x-radiation, tubes producing longer wavelengths (operating at lower frequencies) are potentially more hazardous than those producing shorter wavelengths.


Appreciable radiation may also develop from cathode-ray tubes, high-voltage rectifiers, and r.f. power amplifiers using operating potentials in the vicinity of 20,000 volts and higher. With these tubes, the danger is chiefly in cumulative dosage rather than one-time exposure. As to the television set, the danger to the viewer is negligible.

Protection against x-radiation is chiefly a matter of preventing exposure. Such measures as doubling one's distance from the source, for example, decreases the radiation dose to one quarter of its value. Minimum safety standards have been established that recommend keeping at least one foot from shielded sources of radiation.

Dangers from r.f. radiation, either directly or through the secondary development of x-radiation, are not so great as to create a serious problem, but they do exist and cannot be ignored. The first type is a problem with microwave frequencies only. In either case, hazards exist for personnel who must work in the immediate vicinity of operating equipment. Knowledge of how and where the peril may occur is the first step in taking preventive countermeasures.

#### REFERENCES

1. "Health Hazards Information on Microwave Radiation," Air Force Pamphlet #160-6-13.
2. "Radio Frequency Radiation Hazards," Air Force T.O. #31-1-80.
3. "Electromagnetic Radiation," Boeing Field Service News, January 1958.
4. "Proceedings of the Second Tri-Service Conference on Biological Effects of Microwave Energy," Armed Services Technical Information Agency Document No. AD 131-177.
5. Schwan, H. P. & Li, K.: "Hazards Due to Total Body Irradiation by Radar," Proceedings of the IRE, November 1956. —30—



#### 1 NEW PACO "SPEED CHECK" TUBE TESTER KIT

An economy priced tube tester which has been specifically designed to reduce tube testing time to an absolute minimum.  
Model T-61 (Kit)  
Net Price: \$49.95  
Model T-61W (Factory-wired)  
Net Price: \$69.95



#### 2 NEW PACO "IN CIRCUIT" CAPACITOR TESTER KIT

Instantly reveals open or shorted capacitors of all types while they are wired into circuit; discloses dried-out and open or shorted electrolytics in one quick test without removing capacitor from circuit.  
Model C-25 (Kit)  
Net Price: \$19.95  
Model C-25W (Factory-wired)  
Net Price: \$29.95



#### 3 NEW PACO RAPID FILAMENT TESTER KIT

Quick-checks receiving tubes and TV picture tubes for filament continuity; checks TV and radio set fuses for continuity; checks pilot lamps and TV sets for AC circuit continuity.  
Model T-5 (Kit)  
Net Price: \$4.50  
Model T-5W (Factory-wired)  
Net Price: \$6.50

...and now **PRECISION**  
adds **10** more  
value-packed items  
to the **PACO**  
Kit Line



#### 4 NEW PACO CONDENSER SUBSTITUTION BDX KIT

Contains 18 capacitors, selectable on one clearly-marked switch; eliminates the need for maintaining a variety of individual standard-value capacitors.  
Model SC-1 (Kit)  
Net Price: \$8.95  
Model SC-1W (Factory-wired)  
Net Price: \$11.95



#### 5 NEW PACO DECADE CONDENSER KIT

Ideal for determination of capacitor values in all types of experimental circuitry; for use in tuned circuits, filters, RC networks, etc.  
Model CD-3 (Kit)  
Net Price: \$19.95  
Model CD-3W (Factory-wired)  
Net Price: \$24.95



#### 6 NEW PACO RESISTANCE SUBSTITUTION BOX KIT

Permits rapid substitution of 36 values of resistors through use of either of two clearly-identified rotary switches.  
Model SR-2 (Kit)  
Net Price: \$8.95  
Model SR-2W (Factory-wired)  
Net Price: \$11.95



#### 7 NEW PACO DECADE RESISTOR/DIVIDER KIT

A flexible and accurate source of substitute resistance; also for use in the determination of resistance values in test, development and experimental work.  
Model RD-5 (Kit)  
Net Price: \$23.95  
Model RD-5W (Factory-wired)  
Net Price: \$29.95



#### 8 NEW PACO AM-FM STEREO TUNER KIT

A super-sensitive AM-FM stereo tuner kit; a masterpiece of design, performance and appearance.  
Model ST-45 (Kit)  
Net Price: \$84.95  
Model ST-45PA (Semi-Kit), with both AM and FM tuner sections factory-wired and completely pre-aligned and calibrated for hairline sensitivity.  
Net Price: \$99.95  
Model ST-45W (Factory-wired)  
Net Price: \$134.95



#### 9 NEW PACO FM TUNER KIT

A superb FM tuner of exceptional sensitivity and selectivity; brilliantly engineered and styled.  
Model ST-35 (Kit)  
Net Price: \$59.95  
Model ST-35PA (Semi-Kit), with tuner section factory-wired and completely pre-aligned and calibrated for hairline sensitivity.  
Net Price: \$69.95  
Model ST-35W (Factory-wired)  
Net Price: \$89.95



#### 10 NEW PACO WIDE-RANGE TWO-WAY SPEAKER SYSTEM SEMI-KIT

Compact, high-efficiency, 2-way speaker system having truly smooth wide-range response; with cross-over network and built-in acoustic balance control.  
Model L-2U (Unfinished)  
Net Price: \$59.95  
Model L-2F (Walnut Finish)  
Net Price: \$69.95



**PACO ELECTRONICS CO., INC.**

70-31 84th STREET, GLENDALE 27, L. I., N. Y.  
Kit Division of **PRECISION Apparatus Co., Inc.**

SEE THESE KITS  
ON DISPLAY  
AT ANY LEADING  
ELECTRONIC PARTS  
DISTRIBUTOR

SUPERIOR'S  
NEW MODEL 77



# VACUUM TUBE VOLTMETER

## WITH NEW 6" FULL-VIEW METER

Compare it to any peak-to-peak V. T. V. M. made by any other manufacturer at any price

- ✓ Model 77 completely wired and calibrated with accessories (including probe, test leads and portable carrying case) sells for only \$42.50.
- ✓ Model 77 employs a sensitive six inch meter. Extra large meter scale enables us to print all calibrations in large easy-to-read type.
- ✓ Model 77 uses new improved SICO printed circuitry.
- ✓ Model 77 employs a 12AU7 as D.C. amplifier and two 9006's as peak-to-peak voltage rectifiers to assure maximum stability.

- ✓ Model 77 uses a selenium-rectified power supply resulting in less heat and thus reducing possibility of damage or value changes of delicate components.
- ✓ Model 77 meter is virtually burn-out proof. The sensitive 400 microampere meter is isolated from the measuring circuit by a balanced push-pull amplifier.
- ✓ Model 77 uses selected 1% zero temperature coefficient resistors as multipliers. This assures unchanging accurate readings on all ratings.

### SPECIFICATIONS


• DC VOLTS—0 to 3/15/75/150/300/750/1,500 volts at 11 megohms input resistance. • AC VOLTS (RMS)—0 to 3/15/75/150/300/750/1,500 volts. • AC VOLT. Peaks to Peak—0 to 8/10/200/400/800/2,000 volts. • ELECTRONIC OHMMETER—0 to 1,000 ohms/10,000 ohms/100,000 ohms/1 megohm/10 megohms/100 megohms/1,000 megohms. • DECIBELS—-10 db to +18 db, +10 db to +38 db, +30 db to +58 db. All based on 0 db = 0.001 watts per mho into a 500 ohm line (1.739). • ZERO CENTER METER—For discriminator alignment with full scale range of 0 to 1.5/7.5/37.5/75/150/375/750 volts at 11 megohms input resistance.

Model 77—VACUUM TUBE VOLTMETER  
Total Price \$42.50—Terms: \$12.50 after 10 day trial, then \$6.00 monthly for 5 months if satisfactory. Otherwise return, no explanation necessary!

**\$42<sup>50</sup>**  
NET

Model 77 comes complete with operating instructions, probe and test leads. Use it on the bench—use it on calls. A streamlined carrying case, included at no extra charge, accommodates the tester, instruction book, probe and leads. Operates on 110-120 volt 60 cycle. Only.....

SUPERIOR'S NEW  
MODEL 79



# SUPER-METER

## WITH NEW 6" FULL-VIEW METER

*A Combination VOLT-OHM MILLIAMMETER.*  
*Plus CAPACITY, REACTANCE, INDUCTANCE AND DECIBEL MEASUREMENTS.*  
*Also Tests SELENIUM AND SILICON RECTIFIERS, SILICON AND GERMANIUM DIODES.*

### Specifications

D.C. VOLTS: 0 to 7.5/15/75/150/750/1,500.  
A.C. VOLTS: 0 to 15/30/150/300/1,500/3,000.  
D.C. CURRENT: 0 to 1.5/15/150 Ma. 0 to 1.5/15 Amperes.  
RESISTANCE: 0 to 1,000/100,000 Ohms, 0 to 10 Megohms.  
CAPACITY: .001 to 1 Mfd. 1 to 50 Mfd.  
REACTANCE: 50 to 2,500 Ohms, 2,500 Ohms to 2.5 Megohms.  
INDUCTANCE: .15 to 7 Henries, 7 to 7,000 Henries.  
DECIBELS: -6 to +18 +14 to +38, +34 to +58.

The following components are all tested for QUALITY at appropriate test potentials. Two separate BVD-GOOD scales on the meter are used for direct readings.  
All Electrolytic Condensers from 1 MFD to 1000 MFD.  
All Selenium Rectifiers. All Germanium Diodes.  
All Silicon Rectifiers. All Silicon Diodes.


The Model 79 represents 20 years of continuous experience in the design and production of SUPER-METERS, an exclusive SICO development.

In 1938 Superior Instruments Co. designed its first SUPER-METER, Model 1150. In 1940 it followed with Model 1250 and in succeeding years with others including Models 670 and 670-A. All were basically V.O.M.'s with extra services provided to meet changing requirements.

Now, Model 79, the latest SUPER-METER includes not only every circuit improvement perfected in 20 years of specialization, but in addition includes those services which are "musts" for properly servicing the ever increasing number of new components used in all phases of today's electronic production. For example with the Model 79 SUPER-METER you can measure the quality of selenium and silicon rectifiers and all types of diodes—components which have come into common use only within the past five years, and because this latest SUPER-METER necessarily required extra scale. SICO used its new full-view 6-inch meter.

**\$38<sup>50</sup>**  
NET

Model 79 comes complete with operating instructions and test leads. Use it on the bench—use it on calls. A streamlined carrying case included at no extra charge accommodates the tester, instruction book and test leads. Only.....



# GENOMETER

## 7 Signal Generators in One!

- ✓ R.F. Signal Generator for A.M. ✓ Bar Generator
- ✓ R.F. Signal Generator for F.M. ✓ Cross Hatch Generator
- ✓ Audio Frequency Generator ✓ Color Dot Pattern Generator
- ✓ Marker Generator

A versatile all-inclusive GENERATOR which provides ALL the outputs for servicing:

A.M. Radio • F.M. Radio • Amplifiers • Black and White TV • Color TV

Model TV-50A—Genometer  
Total Price .....\$47.50  
Terms: \$11.50 after 10 day trial, then \$6.00 monthly for 6 months if satisfactory. Otherwise return, no explanation necessary.

**R. F. SIGNAL GENERATOR:** The Model TV-50A Genometer provides complete coverage for A.M. and F.M. alignment. Generates Radio Frequencies from 100 Kilocycles to 60 Megacycles on fundamentals and from 60 Megacycles to 180 Megacycles on powerful harmonics.

**VARIABLE AUDIO FREQUENCY GENERATOR:** In addition to a fixed 400 cycle sine-wave audio, the Model TV-50A Genometer provides a variable 300 cycle to 20,000 cycle peak wave audio signal.

**BAR GENERATOR:** The Model TV-50A projects an actual Bar Pattern on any TV Receiver Screen. Pattern will consist of 4 to 16 horizontal bars or 7 to 20 vertical bars.

THE MODEL TV-50A comes absolutely complete with shielded leads and operating instructions.

**CROSS HATCH GENERATOR:** The Model TV-50A Genometer will project a cross-hatch pattern on any TV picture tube. The pattern will consist of non-shifting, horizontal and vertical lines interlaced to provide a stable cross-hatch effect.

**DOT PATTERN GENERATOR (FOR COLOR TV):** Although you will be able to use most of your regular standard equipment for servicing Color TV, the one addition which is a "must" is a Dot Pattern Generator. The Dot Pattern projected on any color TV Receiver tube by the Model TV-50A will enable you to adjust for proper color convergence.

**MARKER GENERATOR:** The Model TV-50A includes all the most frequently needed marker points. The following markers are provided: 189 Kc., 262.5 Kc., 456 Kc., 600 Kc., 1000 Kc., 1400 Kc., 1600 Kc., 2000 Kc., 2500 Kc., 3579 Kc., 4.5 Mc., 5 Mc., 10.7 Mc., (3579 Kc. is the color burst frequency)

**\$47<sup>50</sup>**  
NET

**EXAMINE BEFORE YOU BUY!**  
**USE APPROVAL FORM ON NEXT PAGE**



SUPERIOR'S NEW MODEL TW-11

**STANDARD PROFESSIONAL**

# TUBE TESTER

- ★ Tests all tubes, including 4, 5, 6, 7, Octal, Lock-in, Hearing Aid, Thyatron, Miniatures, Sub-miniatures, Novals, Subminars, Proximity fuse types, etc.
- ★ Uses the new self-cleaning Lever Action Switches for individual element testing. Because all elements are numbered according to pin-number in the RMA base numbering system, the user can instantly identify which element is under test. Tubes having tapered filaments and tubes with filaments terminating in more than one pin are truly tested with the Model TW-11 as any of the pins may be placed in the neutral position when necessary.
- ★ The Model TW-11 does not use any combination type sockets. Instead individual sockets are used for each type of tube. Thus it is impossible to damage a tube by inserting it in the wrong socket.
- ★ Free-moving built-in roll chart provides complete data for all tubes. All tube listings printed in large easy-to-read type.

**NOISE TEST:** Phono-jack on front panel for plugging in either phones or external amplifier will detect microphonic tubes or noise due to faulty elements and loose internal connections.

### EXTRAORDINARY FEATURE

**SEPARATE SCALE FOR LOW-CURRENT TUBES:** Previously, on emission-type tube testers, it has been standard practice to use one scale for all tubes. As a result, the calibration for low-current types has been restricted to a small portion of the scale. The extra scale used here greatly simplifies testing of low-current types.

Model TW-11—Tube Tester  
Total Price ..... \$47.50  
Terms: \$11.50 after 10 day trial, then \$6.00 monthly for 6 months if satisfactory. Otherwise return, no explanation necessary.

The Model TW-11 operates on 105-130 Volt 60 Cycles A.C. Comes housed in a handsome, portable Saddle-Stitched Texon Case. Only ..... **\$47<sup>50</sup>**

SUPERIOR'S NEW MODEL 82A

Multi-Socket Type

# TUBE TESTER



## TEST ANY TUBE IN 10 SECONDS FLAT!

- 1 Turn the filament selector switch to position specified.
- 2 Insert tube into a numbered socket as designated on our chart (over 600 types included).
- 3 Press down the quality button—

### SPECIFICATIONS

- Tests over 600 tube types
- Tests OZ4 and other gas-filled tubes
- Employs new 4" meter with sealed air-damping chamber resulting in accurate vibrationless readings
- Use of 22 sockets permits testing all popular tube types and prevents possible obsolescence
- Dual Scale meter permits testing of low current tubes
- 7 and 9 pin straighteners mounted on panel
- All sections of multi-element tubes tested simultaneously
- Ultra-sensitive leakage test circuit will indicate leakage up to 5 megohms

Production of this Model was delayed a full year pending careful study by Superior's engineering staff of this new method of testing tubes. Don't let the low price mislead you! We claim Model 82A will outperform similar looking units which sell for much more—and as proof, we offer to ship it on our examine before you buy policy.

To test any tube, you simply insert it into a numbered socket as designated, turn the filament switch and press down the quality switch—**THAT'S ALL!** Read quality on meter. Inter-element leakage if any indicates automatically.

Model 82A—Tube Tester  
Total Price ..... \$36.50  
Terms: \$6.50 after 10 day trial, then \$6.00 monthly for 5 months if satisfactory. Otherwise return, no explanation necessary.

**THAT'S ALL! Read emission quality direct on bad-good meter scale.**

Model 82A comes housed in handsome, portable Saddle-Stitched Texon case. Only ..... **\$36<sup>50</sup>**

SUPERIOR'S NEW MODEL 83

# C.R.T. TESTER

TESTS AND REJUVENATES ALL PICTURE TUBES

### ALL BLACK AND WHITE TUBES

From 50 degree to 110 degree types  
—from 8" to 30" types.

### ALL COLOR TUBES

Test ALL picture tubes—in the carton—out of the carton—in the set!

- Model 83 is not simply a rehashed black and white C.R.T. Tester with a color adapter added. Model 83 employs a new improved circuit designed specifically to test the older type black and white tubes, the newer type black and white tubes and all color picture tubes.
- Model 83 provides separate filament operating voltages for the older 6.3 types and the newer 8.4 types.
- Model 83 employs a 4" air-damped meter with quality and calibrated scales.
- Model 83 properly tests the red, green and blue sections of color tubes individually—for each section of a color tube contains its own filament, plate, grid and cathode.

- Model 83 will detect tubes which are apparently good but require rejuvenation. Such tubes will provide a picture seemingly good but lacking in proper definition, contrast and focus. To test for such malfunction, you simply press the rej. switch of Model 83. If the tube is weakening, the meter reading will indicate the condition.
- Rejuvenation of picture tubes is not simply a matter of applying a high voltage to the filament. Such voltage improperly applied can strip the cathode of the oxide coating essential for proper emission. The Model 83 applies a selective low voltage uniformly to assure increased life with no danger of cathode damage.



Model 83—C.R.T. Tube Tester  
Total Price ..... \$38.50  
Terms: \$8.50 after 10 day trial, then \$6.00 monthly for 5 months if satisfactory. Otherwise return, no explanation necessary.

Model 83 comes housed in handsome portable Saddle Stitched Texon case—complete with sockets for all black and white tubes and all color tubes. Only ..... **\$38<sup>50</sup>**

# SHIPPED ON APPROVAL NO MONEY WITH ORDER — NO C.O.D.

Try any of the instruments on this or the facing page for 10 days before you buy. If completely satisfied then send down payment and pay balance as indicated on coupon. **No Interest or Finance Charges Added!** If not completely satisfied return unit to us, no explanation necessary.

MOSS ELECTRONIC, INC.

Dept. D-737, 3849 Tenth Ave., New York 34, N. Y.

Please send me the units checked on approval. If completely satisfied I will pay on the terms specified with no interest or finance charges added. Otherwise, I will return after a 10 day trial positively canceling all further obligations.

- |   |  |
|---|--|
| <input type="checkbox"/> Model 77 ..... Total Price \$42.50<br>\$12.50 within 10 days. Balance \$6.00 monthly for 5 months.     | <input type="checkbox"/> Model TW-11 ..... Total Price \$47.50<br>\$11.50 within 10 days. Balance \$6.00 monthly for 6 months. |
| <input type="checkbox"/> Model 79 ..... Total Price \$38.50<br>\$8.50 within 10 days. Balance \$6.00 monthly for 5 months.      | <input type="checkbox"/> Model 82A ..... Total Price \$36.50<br>\$6.50 within 10 days. Balance \$6.00 monthly for 5 months.    |
| <input type="checkbox"/> Model TV-50A ..... Total Price \$47.50<br>\$11.50 within 10 days. Balance \$6.00 monthly for 6 months. | <input type="checkbox"/> Model 83 ..... Total Price \$38.50<br>\$8.50 within 10 days. Balance \$6.00 monthly for 5 months.     |

Name .....

Address .....

City ..... Zone ..... State .....

All prices net, F.O.B., N. Y. C.

# SUPERIOR SERVICE



## AEROVOX TUBULAR ELECTROLYTICS

The most popular 'lytics used in TV and radio service. Long established favorites with all service-technicians, Aerovox electrolytic capacitors can be counted on for dependable performance.

**PRS DANDEES** . . . compact tubular units in aluminum cans with cardboard insulating sleeves. Available in singles, duals, triples and quads as well as AC rated and non-polarized units. Multiple units are furnished with insulated stranded wire leads 5" long. Available in a wide range of capacity and voltage combinations.

**SRE BANTAMS** . . . smaller than the PRS type but perfectly capable of handling full size loads. Hermetically-sealed in aluminum cans and furnished with cardboard insulating sleeve. Available in voltages of 3, 6, 12, 15, 25, 50, 70 and 150 VDC in all popular capacities. For "Off-the-shelf" delivery on these and other Aerovox capacitors see your local Aerovox Distributor.

**AEROVOX CORPORATION**  
DISTRIBUTOR DIVISION  
NEW BEDFORD, MASS.



## CERTIFIED RECORD REVUE

By  
**BERT WHYTE**

**T**HERE are a great number of worthwhile discs on the fire this month so rather than waste any valuable space on mere chit-chat, here goes with a magnum serving of reviews! Happy listening all.

**BARTOK**  
**CONCERTO FOR ORCHESTRA**  
L'Orchestre de la Suisse Romande conducted by Ernest Ansermet. London Stereo CS6086. Price \$5.95.

Even in the stereo world, duplication is starting to rear its ugly head. This version of the Bartok masterpiece follows closely on the splendid Kubelik performance. It has much to recommend, but Ansermet espouses some odd tempo changes and *ritards* which robs his reading of continuity.

Over-all he is slower than Reiner, Dorati, or Kubelik. However if you want the best stereo sound, then you will have to make allowances for the reading and accept this. This features extreme brilliance, good depth and directionality, and wide dynamics.

**BOUQUET DE PARAY**  
Detroit Symphony Orchestra conducted by Paul Paray playing familiar works by Rossini, Saint Saens, Weber, Liszt. Mercury Mono MG50203. Price \$3.98.

This is a heaping serving of corn, but as offered as hot and deliciously buttered by Paray and his men, it makes for an innocuous but most palatable recording. The performances are all first rate, very lively and spirited and these are abetted by superb mono sound which is superior to many stereo discs. Big brilliant brass, lush strings, sharp, accurate percussion, all are heard very clean in great wide dynamic and frequency range. For those who are still "mono," this is a fine demo record.

**BEETHOVEN**  
**SYMPHONY #9**  
Emilia Gundari, soprano; Nell Rankin, mezzo; William Wildermann, bass; Albert DaCosta, tenor with Westminster Symphonic Choir.

**SYMPHONY #8**  
Columbia Symphony Orchestra conducted by Bruno Walter. Columbia Mono M2L264. Price \$9.96. Two discs.

This is all I received of the recent complete edition of the nine Beethoven symphonies recorded by Bruno Walter. Unfortunately, it was also sent in the mono edition which, in the case of the 9th, is especially irksome. However, it must be admitted that there are still many thousands of people who are not equipped for stereo and any new "9th" and especially one by Bruno Walter is deserving of attention.

My reaction to this Walter reading is rather mixed. The sound is superior to the last effort with this work, done some 6 or 7 years

ago. The singers, with the exception of Rankin, don't generate as much excitement, nor are they as steady as the older group. Walter's performance has many similarities as is to be expected . . . but is by no means a carbon copy.

Main difference to me is the lack of tension and the more mellow approach of this later version. Here he pays more attention to detail, the phrasing is broader. In the second movement he seems almost introspective. The finale generates its own excitement but does not have the heroic proportions of the earlier recording. The sum total cannot be said to be disappointing, but rather is another view of the work . . . equally valid.

Many people will prefer this reading as a sort of summation of the score on Walter's lifetime record. These good folk have always chosen the Walter approach rather than the "Heaven storming" of Toscanini. Soundwise, I was at a disadvantage, for this score with its tumultuous chorale section needs the delineation of stereo. Thus, while the over-all sound is much cleaner here and has better dynamic range, the vocal part still seems a shade muddy, although an over-prominence of bass would accent this feeling. Good handling of acoustics here helps to maintain clarity.

The 8th Symphony is much more in the Walter tradition—it is graceful, superbly balanced, the tempi are just right and there is a general air of pleasant geniality about it that is most ingratiating. Sound, too, is clean, nicely proportioned in dynamics with excellent strings and fine woodwind sound. I understand other symphonies in the complete set fare very well, especially a wonderful "Pastorale." I hope I can get the rest of this set to review for you.

**BEETHOVEN**  
**PIANO CONCERTO #1**  
**SONATA #8 ("PATHETIQUE")**  
Wilhelm Backhaus, pianist, with Vienna Philharmonic Orchestra conducted by Hans Schmidt-Isserstedt. London Stereo CS6099. Price \$5.95.

This will be the fifth stereo version of the 1st Beethoven piano concerto and it is by all odds the best. Interpretively, Backhaus and Rubenstein are fairly close, with Rubenstein providing perhaps a little more dash, and Backhaus hewing shades closer to the score. The big deciding factor then is the sound and here this disc runs away with the honors. It is typical London piano recording . . . good balance between piano and orchestra, good fixed positioning of the piano between the speakers. Piano is miked moderately close and there is plenty of presence. The orchestra spreads out beautifully on either side and the acoustics are such as to afford a good feeling of depth.

All is very clean and the transients of the piano especially so . . . wide frequency range and dynamics are notable bonuses. This should be a big seller for *London*.

**BARBER  
MEDEA  
CAPRICORN CONCERTO**

Eastman Rochester Orchestra conducted by Howard Hanson. Mercury Stereo SR-90224. Price \$5.95.

This is a wonderful recording, both musically and sonically. The ballet "Medea" has been recorded before on a *London*, I believe, but never with the sound nor reading afforded it here. The ballet follows the story based on the Greek tragedy and Sam Barber has interwoven through it some powerful and evocative music. The scoring could be called modern in the usual sense of the word, and while there are dissonances and atonalities, they are definitely not "way out" and the work is fairly easy to assimilate.

The "Capricorn Concerto" is a virtuoso exercise for Joseph Mariano on the flute; Robert Sprenkle, oboe; and Sidney Mear, trumpet. It is a jolly little work and one finds it immediately ingratiating.

The sound in the "Medea" is ultra-sonorous and rich, very clean and wide in dynamics. Stereo direction and depth and instrumental definition were all tops.

**ADAM  
GISELLE (Ballet)**

Paris Conservatoire Orchestra conducted by Jean Martinon. London Stereo CS-6098. Price \$5.95.

Martinon is more in his element here with "Giselle" than with some of the recent repertoire *London* has had him record. This is a nicely paced reading with expressive dynamics and the playing Martinon gets from his orchestra is very fine indeed.

The sound is also exemplary with just the right stereo direction and depth and an overall lack of distortion that is notable. This is pleasant to listen to for a few minutes—after that I find this a bit tedious, if not altogether boring. But don't let me dissuade you! That is what makes horse races.

**STRAUSS  
VIENNA CARNIVAL**

Vienna Philharmonic Orchestra conducted by Willi Boskovsky. London Stereo CS6149. Price \$5.95.

If you are a lover of Strauss and Vienna, this record is for you! This is one of the gayest, sprightliest collections of Johann and Josef Strauss ever committed to records. The items are off the beaten track, but still not too far out . . . such things as "Music of the Spheres," "Banditen Galop," "Morning Papers" waltz, "Plappermaulchen" polka, and others of equally persuasive character. They are played with boundless energy and zest by Willi Boskovsky and the famous Weinerphilharmoniker, to whom the entire project is obviously a labor of love.

The sound is big and bright, recorded with good close-up detail, yet maintaining a nice roundness from the lovely acoustics. Good directional and depth characteristics and excellent instrumental separation. A winner on all counts!

**PIPE ORGAN FAVORITES IN  
STEREO**

D. J. Rees playing the Altwen Chapel organ at Pentardane, Glamorgan. London Stereo CS6102. Price \$5.95.

A collection of works either written for the organ originally or transcribed for the instrument, this poses no severe intellectual problems in assimilation. One could be unkind and call most of what is recorded here "corny," but, on the other hand, there is

# GERONTOLOGISTS\*



## ENDORSE AUDIOTEX ACCESSORIES

... BECAUSE THEY ADD LONGER  
LIFE TO HI-FI EQUIPMENT

\* From GERONTOLOGY—study of old age



**HEAD-DEMAG TAPE HEAD DEMAGNETIZER**

Safely removes all trace of magnetism from recording heads. Reaches most heads with cover left on; on-off switch eliminates unplugging when device is not in use. Curved, flat tip is plastic-covered; can't scratch or damage.

Cat No. 30-112 List: \$9.95



**DUST BUG**

Miracle record cleaner and static eliminator works 4-ways to end dust-damage. Automatically applies cleaning fluid, brushes dirt from grooves, sweeps-up loosened dirt, eliminates static charge while record is playing.

Cat No. 30-014 (changer model) List: \$7.90

Cat No. 30-012 (player model) List: \$9.60



**KLEENTAPE**

Tape head cleaner safely removes dirt, grease, and distortion-causing oxide deposits. Consists of 100' of specially impregnated cloth tape on 5" reel. "Plays" through any standard tape recorder in less than 2 minutes.


Cat No. 30-126 List: \$2.95



**STYLUS MICROSCOPE**

Worn needles destroy records! This optical instrument is a practical tool for periodically checking stylus condition . . . before record damage occurs. Has adjustable focus and 50x magnification. Complete with pen-type pocket clip.

Cat No. 30-218 List: \$2.50



**PHONO GUARD DUST COVER**

Dust protection with flair! Smartly styled plastic phono and turntable covers with collapsible metal frame that folds flat for storage; keeps cover rigid when in use. Fits most turntables and many changers. 5" x 15½" x 1¼"

Cat No. 30-056 List: \$6.95



**Look for this AUDIOTEX SELF-SERVICE RACK  
at your favorite dealers.**

You'll find everything you need to keep your equipment in top shape. Look for the handy Hi-Fi Service Tool Kit with special tools for the audiophile or professional. A must for kit builders!

AUDIOTEX MFG. CO.  
DIV. OF G C—TEXTRON INC.

- 3225 Exposition Pl., Los Angeles 18, Calif.
- 400 S. Wyman St., Rockford, Ill.
- In Canada: ATLAS RADIO CORP., Ltd., Toronto 19

SEND ME FREE CATALOG OF 170 ACCESSORIES

DEPT. EW4

NAME \_\_\_\_\_

ADDRESS \_\_\_\_\_

CITY \_\_\_\_\_ ZONE \_\_\_\_\_ STATE \_\_\_\_\_

# LESS HUM LOWEST NOISE with Mullard

## 7025



An exact plug-in replacement for the most troublesome tube in High Fidelity equipment. Mullard special design and construction, including special mica supports and internal structure make the 7025 superior particularly in critical high gain circuits where lowest level of hum, noise and microphonics are required.

A Plug-in Replacement for  
ECC83, 12AX7, 12AX7A



**OTHER Mullard TUBES**  
designed specifically for High Fidelity:

EB91/6AL5	Double Diode
ECC81/12AT7	Low-noise medium $\mu$ dual triode
ECC82/12AU7	Low-noise low $\mu$ dual triode
ECC83/12AX7	Low-noise High $\mu$ dual triode
ECC85/6AQ5	RF Double triode
ECC88/6AQ8	Frame grid RF Double triode
ECC82/8U8	RF triode pentode
ECL82/6BM8	Triode with Output Pentode
EF86/6Z6	Low-noise input pentode
EF94/6AU6	RF AF pentode
EL34/6CA7	High-power pentode, 100 W PP
EL37	High-power pentode, 69 W PP
EL84/6BQ5	Miniature octal pentode 20 W PP
EM84/6FG6	Miniature tuning Indicator
EZ80/6V4	Miniature rectifier cathode type, 30 ma.
EZ81/6CA4	Miniature rectifier cathode type, 150 ma.
GZ34/5AR4	Bantam rectifier cathode type, 250 ma.
7180	Miniature output pentode 20W P <sub>o</sub>

Available at all leading distributors.



NCW AVAILABLE: "Mullard Circuits for Audio Amplifiers"—136 pages of Stereophonic and Monophonic Audio Amplifiers, AM Tuners, Preamplifiers—only \$2.50 from your dealer or by mail.

For detailed technical data and application information write:

**INTERNATIONAL ELECTRONICS CORP.**  
81 Spring Street, New York 12, N. Y.

some Bach and Handel deserving of respect.

Actually all the works are very lovely sounding... chosen primarily for their melodiousness. As such they will be enjoyed by many people. Included are such items as Bach's "Come Blessed Rest" and "Jesu, Joy of Man's Desiring" and Handel's "Largo," "Air from the Water Music Suite," and the "Hallelujah Chorus," etc.

The organ is an odd sort of thing, very "churchy" in character but certainly not baroque, nor full-blown romantic. Whatever, it is exceptionally clean-voiced and all stops are very articulate. Combined with the not-too-reverberent characteristics of the hall, the clarity is outstanding. Rees plays the pieces well, but without any real distinction. For pleasant, quiet listening, this is ideal.

### LALO SYMPHONIE ESPAGNOLE RAVEL TZIGANE

Ruggiero Ricci, violinist, with L'Orchestre de la Suisse Romande conducted by Ernest Ansermet, London. Stereo CS6134. Price \$5.95.

This is the 4th version of the "Symphonie Espagnole" in stereo, which merely points up the perils of duplication, even in a medium as new as stereo. This recording wins the sound sweepstakes with no competition, being much cleaner and brighter than any of the competition. It is also very full and sonorous and displays all the stereo virtues. It should be noted, however, that directional effects are less pronounced than is usual with London.

Ricci turns in a good enough performance, but I find his tone curiously thinner than is usual and not a good thing for this score. This effect may be heightened because the one sound fault in this recording is that the violin is not projected well enough in front of the orchestra. The violin balance is better in the Ravel piece and Ricci's tone is fuller too, which is all to the good because this is a very elegant performance that will find favor with many.

### BEETHOVEN QUARTET #1 IN F MAJOR QUARTET #2 IN G MAJOR The Budapest String Quartet, Columbia Mono ML 5393. Price \$4.98.

Here is the famous Budapest String Quartet in the first two of a projected plan to re-record all the Beethoven Quartets in stereo. So what happens? I get the mono version. Oh, well... I'll get to them eventually. In the meanwhile comparison with the original reveals a Budapest Quartet which has changed but little. There is more solidity to the playing in the older set, more mellowness here. Tempi differences are slight with the older set generally a little faster. The Budapest is still the Budapest, a superlative group of musicians who perform Beethoven in a manner that is hard to beat.

In the sound department naturally there have been many advances in techniques since the old recording. This makes for a cleaner sound with wider frequency response, but the man who engineered the older set had a better idea of proper chamber music perspective. In this recording there is just a little too much reverb which robs the music of the intimacy it should have when played in an average living room. I look forward to the next release in this new series with interest.

### VIVE LA MARCHE! Detroit Symphony Orchestra conducted by Paul Paray. Mercury Stereo SR90211. Price \$5.95.

Paul Paray is a Frenchman and as such can be expected to have a fond spot in his heart for some of the fine French marches that have become part of the symphonic rep-

# PURCHASING A HI-FI SYSTEM?

## NOW YOU CAN CHARGE IT!

Up to 10 months to pay. No down payment necessary. Just say you want to charge it. We'll do the rest.

### Send Us Your List Of Components For a Package Quotation

### WE WON'T BE UNDERSOLD!

All merchandise is brand new, factory fresh & guaranteed.

FREE Hi-Fi Catalog Available on Request.

Altec Lansing  
Electrovoice  
Jensen  
Hartley • Stephens  
University  
Acoustic Research  
Janszen  
Wharfedale  
Karson Cabinets  
Viking  
Concertone  
Bell • G.E.  
Weathers  
Harman-Kardon  
Eico • Pilot  
Sherwood  
Acrosound  
Quad Ampl & Spkrs  
Dual Changer  
Bogen • Leak  
Dynakit • Fisher  
H. H. Scott  
Ferrograph  
Tandberg  
Pentron • Roberts  
Ampex • DeWald  
Sony  
Challenger  
Wollensak  
Garrard  
Miracord  
Glaser-Steers  
Rek-O-Kut  
Components  
Norelco  
Fairchild  
Pickering • Gray  
Audio Tape  
Magnecord  
with Line of  
Wellcor Cabinets

# AIREX RADIO

CORPORATION

64-R Cortlandt St., N. Y. 7, CO 7-2137

### TEST EQUIPMENT

Frequency meter, Navy LM type, (same as B.C. 221 except no battery compartment) with modulation & original Calib. book	\$49.00
Frequency meter, same as above, less book	24.00
Scope, Dumont Model 208, 5 inch	69.00
Ferris 18-B Sig. Gen. 18-155 M.C.	75.00
V.T.V.M. A.C., Hewlett-Packard 400-A	39.00
Hickok Navy 202-B V.T.V.M. also checks Ma.	19.00
G.R. 700-A wide range beat Freq. Osc. 50 cycle-40 K.C., 10 K.C., 5 MC	275.00
Freq. meter, TS-175/u, 85-1000 M.C. with orig. Calib. book	150.00
Scope, 3 inch, Dumont model 224	59.00
Radar Sig. Gen., LAD, 2700-2900 M.C. new	50.00
General Radio 761 Vibration meter	150.00
Sig. Gen. Triplett 3433, FM-AM, 100 KC-120 M.C.	75.00
C.R. Radio Freq. Osc. LN 605-B, 15-25000 K.C.	150.00
Sig. Gen. Navy-LAK, Hickok 193, 30 K.C.-144 M.C. with V.T.V.M. & D.B. also crystal set.	45.00

### TRANSMITTERS & RECEIVERS

Globe Scout 680-A, excel. condition	\$79.00
Collins 32V-3, like new condition	395.00
TV transmitter, CF-N-52 ACB of ATK	35.00
Elmac A-54-H, a good mobile Xmitter	75.00
Eldico TR-75, TV, FB for novice	29.00
FM 450 M.C. RCA-CTU-20A, 115V. Xmitter, new	75.00
Heath DX-35 FB for novice	550.00
Globe chief, a good buy at this price	53.00
HRO, 1.7-30 M.C. with 115 V. supply	75.00
Halicrafters SX-100, new condition	235.00
FM-450 M.C. RCA-CRU-1A, 115 V. Recvr, new	45.00
Halicrafters SX-62A, 54 KC-109 M.C., general coverage, 27-109 M.C. FM-AM, like new	250.00
RBM-RBS, 2-20 M.C. with 115 V. supply	49.00
RAI-8, 3-23 M.C. \$39.00, RAO-2, 3-17 M.C.	39.00

The above Equip. is in good working order.

### MISCELLANEOUS

Teletype tape printer, Navy TT-134/UG like new	\$95.00
Freq. Shift adapter, RCA-CF-A-45, new	75.00
RCA 115V. power supply for above, new	25.00
Automatic Keyer & Osc. 350/1000 Cy. RCA-new	19.00
QJB echo ranging equip. new in crates Receiver-\$25.00, Osc.-\$25.00, Driver-amplifier	35.00
Metat locator, air detector, new	24.00
TBS Receiver 60-80 M.C. for 6 mtr. 115 V.	24.00
ARB receiver, 190-9050 KC	18.00
RCA modulator for 1 KW. with data	65.00
Arc-3, Transmitter, Receiver, Cont. Box	125.00
Wilcox F-3 Receiver, 115 V.	19.00
General Radio 5 Amp. Variac	12.00
Super Pro power supply, heavy duty	29.00
G.R. Variac 400 cycle, type 60, new	8.00
Sola Constant voltage trans., 1KV-\$75.00, 3KV	125.00
TBS Xmitter 60-80 M.C. Hi power on 6 mtr.	24.00

Prices are based on fair relative values, some items are new, some are used and surplus.

Enclose sufficient postage—excess returned. F.O.B. Hempstead, 25% with C.O.D. orders. Write for free Bulletin.

**ALGERADIO ELECTRONICS CO.**  
37 Greenwich St., Ph. IV 9-0808, Hempstead, N. Y.

ertoire. Here he lends his talents to a distinguished group that includes Berlioz' "Marche Troyen" and "Marche Hongroise," Chabrier's "Marche Joyeuse," Saint-Saens "Marche Militaire," and he winds up with a stirring rendition of "La Marseillaise."

They are all exceedingly well played and performed, and the sound is generally quite good, except that it does not seem to have the clarity I have always associated with recordings made in Detroit's old Orchestra Hall. Stereo effects are fine throughout and those who say a big bass drum sound can't be impressed on a stereo disc are invited to listen to the very low frequency thumps heard in the "Marche Hongroise."

**BLOCH**

**CONCERTO GROSSO #1  
CONCERTO GROSSO #2**

Eastman-Rochester Symphony Orchestra conducted by Howard Hanson. Mercury Stereo SR90223. Price \$5.95.

Here is some of the finest string music ever written in two great performances by Howard Hanson and the Eastman-Rochester Orchestra. The Concerto Grosso Number 1 is the better known of the two and has been recorded by Mercury once before with Kubelik and the Chicago Symphony.

Choosing between two recordings made in halls with as good acoustics as Rochester and Chicago isn't easy, but the stereo in this latest recording tips the balance. This is a cleaner, but less weighty sound than Chicago. String tone is rich, but brighter. Good directional effects are maintained, the individual string choirs are easily discernible, yet all is nicely blended into an incredibly smooth sonic wall.

Hansen is a shade faster than Kubelik in his reading, but both do very well. Choice here, stereo sound considerations aside, is strictly a matter of personal taste. The Concerto Grosso Number 2 is equally well performed and recorded and is a fine piece in its own right. In both works the strings of the Eastman-Rochester Orchestra display their considerable virtuosity.

**BEETHOVEN**


**SYMPHONY #4  
CORIOLAN OVERTURE**

L'Orchestre de la Suisse Romande conducted by Ernest Ansermet. London Stereo CS6070. Price \$5.95.

Ansermet isn't supposed to be a Beethoven man, but once again he confounds his critics with this altogether fine reading of the 4th Symphony. I would not venture to say that this stands comparison with Toscanini or Walter, on the other hand, it is far better than the recordings of many who are supposed to be much more at home with Beethoven than is Ansermet. Ansermet takes a few liberties with tempi and phrasing and especially dynamics, but there is nothing too serious and the over-all result is quite interesting.

Probably adding to the good impression is the fine sound which is, without question, the biggest, most sonorous sound ever afforded this work on records. The bass line is particularly awesome with some of the weightiest tympani ever allowed on a Beethoven disc . . . yet they are in balance with the power and dynamics of the rest of the score. Stereo is most prominent and useful here than in most recordings of this classical repertoire. It really amounts to the way the orchestra and mikes are set up . . . done properly and with some appreciation that this is to be listened to in stereo, this repertoire can benefit fully from these techniques.

Sorry, that's all the room I have this month to cover the current discs but I hope to be able to bring you another generous helping of new records next month!



**ONLY ARKAY**  
Golden '60 components give a  
**LIFETIME GUARANTEE**

For business . . . for fun . . . and the security of an emergency telephone wherever you go

Build a permanent collection of your favorite music



**NEW**  
ARKAY-HARTING  
MS-5  
**STEREO**  
RECORD-PLAYBACK  
TAPE DECK


**\$129<sup>95</sup>**

Records and plays back in **STEREO** and 4 track **monaural**

Now you can afford the satisfaction and pride of owning a professional quality tape deck. The MS-5 features amazing simplicity of design and operation, yet is engineered to broadcast standards. Compare it to tape decks costing over \$200!

With all the features you'd expect in a professional quality stereo tape deck . . . PLUS:

- 5 push button operation and drop-in loading
- Automatic interlock prevents accidental erasure
- Double shoe brakes for split-second non-slip stops
- All metal tape fingers for longer tape life
- Oversized capstan insures constant tape speed
- 2 speed Stereo and monaural operation



**NEW ARKAY SQ-9 'SKY-VOX'**  
**CITIZENS BAND TRANSCEIVER**

fully pre-wired and prealigned front end

KIT **\$79<sup>95</sup>**  
ONLY

Factory wired \$119.95

For business or fun, in your home, office, car or truck, this newest method of communication has no equal at any price. It's like having a direct line to your home or place of business from wherever you happen to be — and there is no tuning necessary! If you can flip a switch you're on the air.

In the tradition of other outstanding ARKAY units the ARKAY SQ-9 Citizens Band Transceiver offers you the finest in two-way communications at the lowest possible price.

Advanced circuitry and design with specifications you'd expect to find in units costing many times more . . . PLUS:

- Nothing else to buy — Ready to operate 12V DC, 110V AC
- Crystal controlled Superhet receiving circuit
- Crystal controlled oscillator, Pentode RF amplifier transmitting circuit
- Multi-Channel operation
- Automatic noise limiter
- Audio Squelch
- Comes complete with microphone and 1 set of crystals.

**ARKAY HFT-7 FM-AM**  
Tuner

Another Golden '60 component with the Lifetime Guarantee



KIT **\$3200** \$49.95  
Wired

**ARKAY CS 28-watt**  
Stereophonic Dual  
Amplifier-Preamp

Another Golden '60 component with the Lifetime Guarantee



KIT **\$64<sup>95</sup>** \$99.95  
Wired

**ARKAY VT-10 Vacuum**  
Tube Voltmeter

Another Golden '60 component with the Lifetime Guarantee



KIT **\$25<sup>95</sup>** \$47.95  
Wired

Ask your dealer or write today for an illustrated catalog of the complete ARKAY Golden '60 line.



Be a "key" man. Learn how to send and receive messages in International Morse code. Communicate with operators around the globe. Learn all about AUDION'S famous Candler System. Used by best operators. Qualify for Amateur or Commercial License. Write for FREE BOOK.

CANDLER SYSTEM CO., Dept. 2-D,  
Box 9226, Denver 20, Colo., U.S.A.

**OUT OF SPACE?**

You bet we'd be . . . if we were to tell you all about AUDION'S "Out of this World Hi Fi Values"

Write for free Catalog

**audion**  
25-W Oxford Road  
Massapequa, New York

**QRZ QRZ QRZ... de ESSCO CB HQTS... TO ALL**  
Citizen Banders with HEATHKIT CB-1 Transceivers

**NOW AVAILABLE:** A super selective & highly sensitive receiver adaptor, SPECIALLY designed by ESSCO to fit (ESSE) the CB-1 transceiver case.

**EASY TO INSTALL:** only a few wires to connect and a couple holes to drill. Total installation time about one half hour average.

**THE ESSCO Adaptor** consists of a 6BA6 RF stage, 6BK6 mixer oscillator and bass filter connected to 6AN8 2nd mixer oscillator with crystal controlled 3 mc 1st IF, 6BA6 2nd IF at 455 mc using special high gain transformers, & 12AU7 infinite impedance 2nd detector and AVC control tube.

**THE ESSCO Adaptor** feeds into present CB-1 audio circuits and speaker, & powered from CB-1 power supply. Single dial tuning of ALL 23 CB channels on present tuning condenser and dial. Fabulous adjacent channel selectivity from closely stations which formerly blanketed your super-tone receiver. And with a sensitivity and power output that will make operation an extreme pleasure.

**THE UNIQUE DESIGN,** high grade components and unexcelled master craftsman workmanship is far better value than one expects from the low introductory price of this factory wired-tested receiver which is worth many times our low price of . . . **\$37.95**

**SPECIAL NOTE:** This unit also supplied in it's own desk type case with power supply, audio circuits, 4 in. PM speaker and fabulous S meter. . . . **\$74.95**

**"THE C-B NEWS!"** An info packed bulletin. Will help you obtain the mostest from C-B operation. Send stamped addressed 2-10 envelope for free copy.

**ESSCO C-B HQTS** 58 WALKER ST.  
NYC 13, N. Y.

# NOW YOU CAN HAVE YOUR CHOICE OF CENTURY'S UNIQUE Peak-to-Peak VACUUM TUBE VOLT METERS

Model VT-10  
LINE OPERATED

WITH LARGE EASY-TO-READ 6" METER

Model VT-1  
BATTERY OPERATED



featuring the sensational new  
**MULTI-PROBE** (Patent Pending)

No extra probes to buy! The versatile  
MULTI-PROBE does the work of 4 probes

- ① DC Probe ② AC-Ohms Probe  
③ Lo-Cap Probe ④ RF Probe

No longer do you have to cart around a maze of entangled cables, lose time alternating cables or hunting for a misplaced probe. With just a twist of the MULTI-PROBE tip you can set it to function as either a DC Probe, AC-Ohms Probe, Lo-Cap Probe or RF Probe.

### LINE OPERATED

Ideal for use on the test bench. Designed to run cool even under continuous operation . . . Line isolated.

### BATTERY OPERATED

Completely portable . . . Invaluable wherever line connection is undesirable or unavailable . . . Unique circuitry assures low battery drain.



Model VT-10  
**\$58.50**  
Net

TERMS: \$14.50 within 10 days. Balance \$11 monthly for 4 months.

### FEATURES OF VT-1 and VT-10

- New advanced pentode amplifier circuit
- Large 6" 100-microampere meter, many times more sensitive than meters used in most V.T.V.M.s
- Simplified multi-color easy-to-read 4-scale meter
- No heat operation assures stability and accuracy
- Amplifier rectifier circuit with frequency compensated attenuator — a feature found only in costly laboratory instruments
- Meter completely isolated
- Hand-crafted circuitry eliminates the headaches of printed circuitry
- 1% resistors used for permanent accuracy
- Rugged gray hammertone steel case provides necessary shielding and eliminates plastic case drawbacks of cracking or melting
- Deep brushed long lasting etched aluminum panel
- Matching cover protects instrument face — snaps on and off instantly.

### FUNCTIONS OF VT-1 and VT-10

**DC VOLTMETER** . . . Will measure D.C. down to 1.5 volts full scale with minimum circuit loading, and give accurate readings of scale divisions as low as .025 volts . . . Will measure low AGC and oscillator bias voltages from .1 volts or less up to 1500 volts with consistent laboratory accuracy on all ranges . . . Zero center provided for all balancing measurements such as discriminator, ratio detector alignment and hi-fi amplifier balancing.

**AC VOLTMETER** . . . True Peak-to-Peak measurements as low as 3 volts of any wave form including TV sync, deflection voltages, video pulses, distortion in hi-fi amplifiers, AGC and color TV gating pulses . . . Scale divisions are easily read down to .1 volts . . . Measures RMS at 1/20th the circuit loading of a V.O.M. . . . Unlike most other V.T.V.M.'s there is no loss in accuracy on the lowest AC range.

**ELECTRONIC OHMMETER** . . . Measures from 0 to 1000 megohms . . . Scale divisions are easily read down to .2 ohms . . . Will measure resistance values from .2 ohms to one billion ohms . . . Will detect high resistance leakage in electrolytic and by-pass condensers.

**RF and LO-CAP MEASUREMENTS** . . . With these extra VT-1 functions you can measure voltages in extremely high-impedance circuits such as sync and AGC pulses, driving saw tooth voltages, color TV gating pulses, mixer output levels, I.F. stage-by-stage gain and detector inputs.

Model VT-1  
**\$58.50**  
Net

TERMS: \$14.50 within 10 days. Balance \$11 monthly for 4 months.

### SPECIFICATIONS OF VT-1 and VT-10

- DC Volts — 0 to 1.5/6/30/150/300/600/1500 volts
- AC Volts (RMS and Peak-to-Peak) — 0 to 3/12/60/300/1200 volts
- Ohms — to a billion ohms, 10 ohms center scale — RX1, 10/100/1K/10K/100K/1M
- RF — Peak reading demodulator supplied for use on all DC ranges
- Zero Center — available on all DC volt ranges with zero at mid-scale
- Decibels — from -10 Db to +10/22/36/50/62 based on the Dbm unit: Odb-11MW in 600 ohms
- Impedance — 11 megohms DC, 1 megohm AC, 10 megohms Lo-Cap
- Input Capacity — 130 mmfd. RMS, 250 mmfd. Peak-to-Peak, 25 mmfd. Lo-Cap

Model  
CT-1

## IN-CIRCUIT CONDENSER TESTER

Here is an IN-CIRCUIT CONDENSER that DOES THE WHOLE JOB! The CT-1 actually steps in and takes over where all other in-circuit condensers fail. The ingenious application of a dual bridge principle gives the CT-1 a tremendous range of operation . . . and makes it an absolute 'must' for every serviceman.

### in-circuit checks:


- ✓ Quality of condensers even with circuit shunt resistance . . . (This includes leakage, shorts, opens, intermittents)
- ✓ Value of all condensers from 200 mmfd. to .5 mfd.
- ✓ Quality of all electrolytic condensers (the ability to hold a charge)
- ✓ Transformer, socket and wiring leakage capacity

### out-of-circuit checks:

- ✓ Quality of condensers . . . (This includes leakage, shorts, opens and intermittents)
- ✓ Value of all condensers from 50 mmfd. to .5 mfd.
- ✓ Quality of all electrolytic condensers (the ability to hold a charge)
- ✓ High resistance leakage up to 300 megohms
- ✓ New or unknown condensers . . . transformer, socket, component and wiring leakage capacity

### OUTSTANDING FEATURES

- Ultra-sensitive 2 tube drift-free circuitry
- Multi-color direct scale readings for both quality and value . . . in-circuit or out-of-circuit
- Simultaneous readings of circuit capacity and circuit resistance
- Built-in hi-leakage indicator sensitive to over 300 megohms
- Cannot damage circuit components
- Electronic eye balance indicator for even greater accuracy
- Isolated power line
- Deep brushed long lasting etched aluminum panel
- Housed in sturdy gray hammertone finish steel case . . . comes complete with test leads



Model CT-1  
**\$34.50**  
Net

TERMS: \$9.50 within 10 days. Balance \$5 monthly for 5 months.

## 10 DAY FREE TRIAL ON CENTURY INSTRUMENTS OF YOUR CHOICE

See for yourself at no risk why thousands of servicemen all over the country selected CENTURY test equipment above 'all others. Send for instruments of your choice without obligation . . . try them for 10 days before you buy . . . only then, if satisfied, pay in easy-to-buy monthly installments — without any financing or carrying charges added.





Model  
CRT-2

# CRT TESTER-REACTIVATOR

## TESTS, REPAIRS and REACTIVATES

- **ALL BLACK AND WHITE PICTURE TUBES** (including 110° tubes) . . . from 8" to 30", whether 12 pin base, 8 pin base, 14 pin base . . . and the very latest 7 pin base.
- **ALL COLOR PICTURE TUBES** . . . Each of the red, green and blue color guns is handled separately.

### CHECK THESE EXCLUSIVE FEATURES

- ✓ **THE MULTI-HEAD** (Patent Pending) . . . A SINGLE PLUG IN CABLE AND UNIQUE TEST HEAD — A tremendous advance over the maze of cables and adapters generally found with other testers.
- ✓ **WATCH IT REACTIVATE THE PICTURE TUBE** — You actually see and control the reactivation directly on the meter as it takes place. This allows you for the first time to properly control the reactivation voltage and eliminates the danger of stripping the cathode of the oxide coating. It also enables you to see whether the build-up is lasting.
- ✓ **CONTROLLED "SHOT" WITH HIGHER VOLTAGE FOR BETTER REACTIVATION** — Stronger than any found in other testers — high enough to really do the job — yet controlled to avoid damage to the picture tube.
- ✓ **UNIQUE HIGH VOLTAGE PULSE CIRCUIT** — Will burn out inter-element shorts and weld open circuits with complete safety to the picture tube.

Housed in hand-rubbed oak carrying case — complete with MULTI-HEAD

Model CRT-2

**\$57.50**  
Net

TERMS: \$13.50 within 10 days. Balance \$11 monthly for 4 months.

THE CRT-2 DOES ALL THIS RIGHT IN THE CARTON, OUT OF THE CARTON OR IN THE SET


- |            |   |  |
|------------|---|--|
| TEST       | } | • For quality of every black and white and color picture tube, employing the time proven dynamic cathode emission test principle.  |
|            |   | • For inter-element shorts and leakage up to one megohm. Separate short test provided for each element in the picture tube.  |
| REPAIR     | } | • For life expectancy.   |
|            |   | • Will clear inter-element shorts and leakage.   |
| REACTIVATE | } | • Will weld open elements.   |
|            |   | • The "SHOT" (high voltage controlled pulse) method of reactivation provided by the CRT-2 will restore picture tube to new life in instances where it was not possible before. The high voltage is applied without danger of stripping the cathode as you always have perfect control of the high voltage pulse. |
|            |   | • The "BOOST" method of reactivation also provided by the CRT-2 is used effectively on tubes with a superficially good picture but with poor emission and short life expectancy. It will also improve definition, contrast and focus greatly and add longer life to the picture tube.                            |

✓ **VISUAL LIFE TEST** — Enables both you and your customer to see the life-expectancy of any picture tube right on the meter . . . helps eliminate resistance to picture tube replacement when necessary.

✓ **SPECIAL LOW SCREEN VOLTAGE TUBES** — Will handle new type picture tubes with special low voltage of approximately 50 volts.

✓ **SEPARATE FILAMENT VOLTAGES** — including the very latest 2.35 volt and 8.4 volt types as well as the older 6.3 volt types.

✓ **NEW 'SF' PICTURE TUBES** — Accommodates the different base pin connections of this new type picture tube.



Model  
FC-2

# FAST-CHECK TUBE TESTER

Simply set two controls . . . insert tube . . . and press quality button to test any of over 900 tube types completely, accurately . . . IN JUST SECONDS!

The FAST-CHECK enables you to cut servicing time way down, eliminate unprofitable call-backs and increase your dollar earnings by selling more tubes with very little effort on your part. You make every call pay extra dividends by merely showing your customer the actual condition and life expectancy of the tube. The extra tubes you will sell each day will pay for the FAST-CHECK in a very short time.

### PICTURE TUBE TEST ADAPTER INCLUDED WITH FAST-CHECK

Enables you to check all picture tubes (including the new short-neck 110 degree type) for cathode emission, shorts and life expectancy . . . also to rejuvenate weak picture tubes.

### RANGE OF OPERATION

- ✓ Checks quality of over 900 tube types, employing the time proven dynamic cathode emission test. This covers more than 99% of all tubes in use today, including the newest series-string TV tubes, auto 12 plate-volt tubes, OZ4s, magic eye tubes, gas regulators, special purpose hi-fi tubes and even foreign tubes.
- ✓ Checks for inter-element shorts and leakage.
- ✓ Checks for gas content.
- ✓ Checks for life-expectancy.

### SPECIFICATIONS

- No time consuming multiple switching . . . only two settings are required instead of banks of switches on conventional testers
- No annoying roll chart checking . . . tube chart listing over 900 tube types is located inside cover. New listings are added without costly roll chart replacement
- Checks each section of multi-section tubes and if only one section is defective the tube will read "Bad" on the meter scale
- 41 phosphor bronze beryllium tube sockets never need replacement
- 7-pin and 9-pin straighteners mounted on panel
- Large 4 1/2" D'Arsonval type meter is the most sensitive available, yet rugged — fully protected against accidental burn-out
- Special scale on meter for low current tubes
- Compensation for line voltage variation
- 12 filament positions
- Separate gas and short jewel indicators
- Line isolated — no shock hazards
- Deep brushed long lasting etched aluminum panel.

**NOTE:** The Fast-Check positively cannot become obsolete . . . circuitry is engineered to accommodate all future tube types as they come out. New tube listings are furnished periodically at no cost.

Housed in hand-rubbed oak carrying case complete with CRT ADAPTER

Model FC-2

**\$69.50**  
Net

TERMS: \$14.50 within 10 days. Balance \$11 monthly for 5 months.

**MAIL  
FREE  
TRIAL  
COUPON  
TODAY!**

## CENTURY ELECTRONICS CO., INC.

111 Roosevelt Ave., Dept. 204, Mineola, N. Y.

- |                          |  |         |
|--------------------------|--|---------|
| <input type="checkbox"/> | Model VT-10 Vacuum Tube Volt Meter . . . . .               | \$58.50 |
|                          | \$14.50 within 10 days. Balance \$11 monthly for 4 months. |         |
| <input type="checkbox"/> | Model VT-1 Battery Vacuum Tube Volt Meter . . . . .        | \$58.50 |
|                          | \$14.50 within 10 days. Balance \$11 monthly for 4 months. |         |
| <input type="checkbox"/> | Model CT-1 In-Circuit Condenser Tester . . . . .           | \$34.50 |
|                          | \$9.50 within 10 days. Balance \$5 monthly for 5 months.   |         |
| <input type="checkbox"/> | Model CRT-2 CRT Tester-Reactivator . . . . .               | \$57.50 |
|                          | \$13.50 within 10 days. Balance \$11 monthly for 4 months. |         |
| <input type="checkbox"/> | Model FC-2 Fast-Check Tube Tester . . . . .                | \$69.50 |
|                          | \$14.50 within 10 days. Balance \$11 monthly for 5 months. |         |

Prices Net F.O.B. Mineola, N. Y.

Yes, I want to take advantage of your 10 day FREE try-before-you-buy offer. Ship on approval the instruments I have checked. After I have tried the equipment for 10 full days I will either send you the down payment and agree to pay the balance in the monthly payments shown, or I will return the units and owe nothing.

Name . . . . . Please print clearly

Address . . . . .

City . . . . . State . . . . .

# FREE BOOKLET with FACTS & FIGURES

You can be on the threshold of an entirely new income! One of the biggest booms nowadays is in 2-way mobile-radio communication. Every installation is practically a guaranteed income for some qualified serviceman. These stations must be kept on the air . . . and because they make money for their owners, they can afford to pay well for service.

Lampkin Laboratories, Inc., has made a study of how other servicemen are making money in this business. Now they offer the results of this study to you—in this FREE booklet—so that you can increase your income thousands of dollars. Use the coupon today!

Lampkin instruments are used by thousands of mobile-radio engineers!



LAMPKIN 105-B FREQUENCY METER, RANGE 0.1 TO 175 MC AND UP. PRICE \$260.00 NET.



LAMPKIN 205-A FM MODULATION METER, RANGE 25 TO 500 MC. PRICE \$270.00 NET.

MAIL COUPON TODAY

LAMPKIN LABORATORIES, INC.  
MFM Division BRADENTON, FLORIDA

LAMPKIN LABORATORIES, INC.  
MFM Division, Bradenton, Florida

At no obligation to me, please send

Free booklet  Data on Lampkin meters

Name \_\_\_\_\_

Address \_\_\_\_\_

City \_\_\_\_\_ State \_\_\_\_\_

NOW!

After months of development and field testing . . . consistent dependability under difficult conditions . . .



... with the new  
**EICO** CITIZENS  
BAND  
TRANSCEIVER

- Station license available to any citizen over 18—No exams or special knowledge required. FCC station license application form supplied free with each unit.
- As simple to operate as an intercom—No skill or experience necessary.
- Covers up to 20 miles depending on terrain and antenna height.

MODEL 760  
117 VAC only; less bracket  
\$59.95 kit \$89.95 wired

MODEL 761  
117 VAC and 6 VDC  
\$69.95 kit \$99.95 wired

MODEL 762  
117 VAC and 12 VDC  
\$69.95 kit \$99.95 wired

BUDGET TERMS AVAILABLE

**Almo** RADIO CO.

- 913 ARCH ST., PHILA. 7, PENNA.
- 1133 HADDON AVE., CAMDEN, N. J.
- 4401 VENTNOR AVE., ATLANTIC CITY, N. J.
- 201 CALHOUN ST., TRENTON, N. J.
- 530 MARKELY ST., NORRISTOWN, PENNA.
- 1122 FRENCH ST., WILMINGTON, DEL.
- 317 PARK HEIGHTS AVE., SALISBURY, MD.



## Simple Booster for FM Tuners (Continued from page 49)

( $F$ , divided by 100). This means that in order for the booster to cover the entire FM band of 20 megacycles it must be tunable since it can only cover 5 megacycles at a time.

This result was to be expected. Since we are trying for high gain, the maximum achievable bandwidth must suffer. This is not a drawback, particularly if only one, or a series of stations located within 5 megacycles of one another, are to be boosted. In this case the booster can be initially tuned to these stations and forgotten. This is so because beyond its 5-megacycle bandwidth the gain of the booster drops, but it must drop 20 db before it attenuates other signals since it has a maximum gain of 20 db. This point does not occur until over 15 megacycles from the center of the booster passband. That is, if the booster is tuned to boost a station at 93 megacycles, then all stations within the 5-megacycle bandwidth of the booster (90.5 to 95.5 megacycles) will be boosted by 20 db. As we move higher in frequency, the gain decreases until it reaches unity 15 megacycles from 93 megacycles, or at 108 megacycles. At this point, the booster provides no gain, but it provides some gain at all other frequencies, rising to a maximum of 20 db at 93 megacycles.

If, on the other hand, it is desirable to be able to boost *any* signal frequency, then the booster must be tuned whenever a station needs boosting.

Since these calculations show that a cascode FM booster can be built with more than adequate gain, such a booster was constructed and is diagrammed in Fig. 1. In order to keep circuit costs low, a simple version of the cascode circuit using direct coupling was used. This minimizes the number of components, particularly coils and variable capacitors. A simple power supply was also adopted to avoid the expense of a power transformer. Total cost of the booster is only about fifteen dollars.

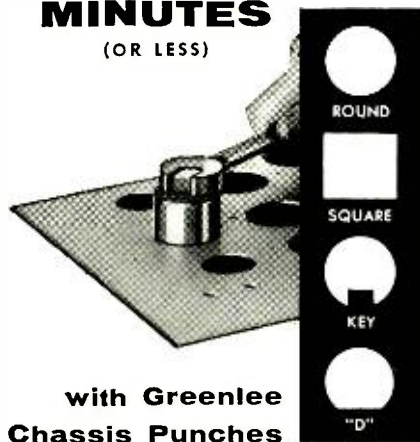
Performance of the cascode booster is excellent. It provides over 20 db gain which has been found more than adequate to pull in FM stations which couldn't be received previously without the booster. Since the author was mainly interested in boosting two stations on the low end of the FM band, trimmers  $C_1$  and  $C_2$  were used to tune the input and output coils and then left.

### Constructing the Booster

Since the circuit of the booster is simple, its construction should present no problems. As can be seen in the photographs, the author used two 5" x 7" x 2" chassis screwed back-to-back. The top chassis holds the booster proper and the bottom chassis houses the simple power supply.

Since the booster must amplify signals of high frequency, it is vital that

## CUT HOLES IN 1-1/2 MINUTES (OR LESS)



with Greenlee  
Chassis Punches

Many sizes . . . quickly make smooth, accurate holes in metal, hard rubber, or plastics . . . for sockets, plugs, controls, meters, panel lights, etc. Easy to use, simply turn with wrench. Write for literature.



GREENLEE TOOL CO.

1782 Columbia Avenue  
Rockford, Illinois



your best buy...

# TRU-VAC®



REMARKABLE TUBE VALUES AT 1950 PRICES

ALL TUBES INDIVIDUALLY BOXED, CODE DATED  
AND BRANDED "TRU-VAC®"

Typical TRU-VAC® Bargains!

THIS IS A PARTIAL LIST  
Thousands More Always In Stock

6SN7GT	ALWAYS	30c							
6W4GT	ALWAYS	30c							
OY4	3AU6	6A6	6B8	6CH8	6S7	7B4	12A7	12S7	36
OZ4	3BC5	6AB4	6BA6	6CL6	6S8GT	7B5	12A7	12S7	38
1A7GT	3BN6	6AC7	6BC5	6CM6	6SA7	7B6	12AU6	12SK7	39/44
1B3GT	3BZ6	6AF4	6BC8	6CM7	6SD7GT	7B7	12AU7	12SN7GT	41
1C6	3CB6	6AG5	6BD6	6CN7	6SF5	7B8	12AV6	12SQ7	42
1C7	3Q4	6AH4GT	6BE6	6CQ8	6SF7	7C4	12AV7	12V6GT	43
1F4	3S4	6AH6	6BF5	6CR6	6SG7	7C5	12AX4GT	12W6GT	45
1F5	3V4	6AK5	6BG6G	6CS6	6SH7	7C6	12AX7	12X4	50A5
1G4	4BQ7A	6AL5	6BH6	6CU5	6SJ7	7C7	12AZ7	14A7/12B7	50B5
1H5GT	4BSB	6AM8	6BJ6	6CU6	6SK7	7E5	12B4	14B6	50C5
1L4	4BZ7	6AN8	6BK5	6D6	6SL7	7E6	12BA6	14Q7	50L6
1L6	4CB6	6A05	6BK7	6DE6	6SQ7	7E7	12BA7	19	56
1N5GT	5AM8	6A06	6BL7GT	6DG6GT	6SR7	7F7	12BD6	19AU4GT	57
1R5	5AN8	6A07	6BN6	6DQ6	6T4	7F8	12BE6	19B6G	58
1S5	5AT8	6AR5	6BQ6GT	6F5	6U8	7G7	12BF6	19J6	71A
1T4	5AV8	6AS5	6BQ7	6F6	6V6GT	7H7	12BH7	19T8	75
1U4	5AZ4	6AT6	6BR8	6H6	6W6GT	7N7	12BQ6	24A	76
1U5	5BR8	6AU4GT	6BS8	6J4	6X4	7Q7	12BR7	25Z6GT	77
1V2	5J6	6AU5GT	6BY5G	6J5	6X5GT	7S7	12BY7	26	78
1X2	5R4	6AU6	6BZ6	6J6	6X8	7X6	12CA5	27	80
2AF4	5U4	6AU8	6BZ7	6J7	6Y6G	7X7	12CN5	35	84/6Z4
2BN4	5U8	6AV5GT	6C4	6K6GT	7A4/XXL	7Y4	12D4	35A5	117Z3
2CY5	5V4G	6AV6	6CB6	6K7	7A5	7Z4	12F5	35B5	
3A4	5V6GT	6AW8	6CD6G	6N7	7A6	12A8	12K7	35C5	
3A5	5X8	6AX4GT	6CF6	6Q7	7A7	12A85	12L6	35W4	
3AL5	5Y3	6AX5GT	6CG7	6S4	7A8	12AQ5	12Q7	35Z5	

# 35¢

## 1 YEAR GUARANTEED PICTURE TUBES

Brand New\* Allied A-1 Tubes Brand New  
Below Listed prices do not include dud. Add Additional \$5.00 Deposit  
on tube sizes to 20"; on 21" and 24" tubes - \$7.50. Deposit refunded  
immediately when dud is returned prepaid. Aluminized tubes - \$4.00  
extra.

Picture tubes shipped only to continental USA and Canada — All tubes  
F.O.B. Harrison, N. J.

108P4	7.99	16HP4	12.19	17CP4	16.99	19AP4	18.39	21ATP4	18.79	21FP4	18.39	21VP4	18.39
121P4	10.49	16KP4	11.99	17GP4	17.89	20CP4	15.89	21AMP4	17.99	21KP4	18.39	21ZP4	17.49
14B/CP4	11.99	16LP4	12.19	17MP4	16.99	20DP4	15.89	21AU4	18.79	21MP4	22.39	24AP4	29.49
14BD4	16.09	16RP4	11.99	17IP4	16.99	20HP4	17.89	21AVP4	18.79	21YP4	18.39	24CP4	27.79
16DP4	12.19	17AVP4	15.49	17QP4	13.89	21AP4	21.49	21AWP4	17.49	21WP4	17.49	24DP4	29.79
16GP4	16.09	17BP4	13.49	17IP4	16.99	21ALP4	18.79	21EP4	17.29	21XP4	17.49		

\$33 PER HUNDRED

For any used or factory second tube!

**ATTENTION!**  
Get More For Your Money  
Get Quality And Bigger Selection  
Get Truly Remarkable Tube Values  
When You Buy At TRU-VAC

**FREE FUSE CLIP!**  
Sent With Any Order Of \$5 Or More



**GUARANTEE**  
Only TRU-VAC guarantees to replace free any tube which becomes defective in use within one year of date of purchase.

**USED TV CONSOLES**  
GUARANTEED To Work When You Receive Them

10" & 12"	\$29
14" & 16"	\$37
17"	\$45
19"	\$59
20" & 21"	\$70

All sets shipped in two cartons to avoid breakage. Sets shipped express to continental U.S.A. and Canada only. F.O.B. Harrison, New Jersey.

**FREE BONUS—RABBIT EARS**  
\$7.95 Value  
FREE with each set purchased

**ATTENTION QUANTITY USERS!**

Big Discounts Are Yours . . . Call or Write For Our 1000 Tube "Private Label" Special! Attention Branding Dept. MGR.

MONEY CHEERFULLY REFUNDED WITHIN FIVE (5) DAYS, IF NOT COMPLETELY SATISFIED!

**TRU-VAC® PAYS YOUR POSTAGE**

On orders of \$5 or more in U.S.A. and Territories. Send approximate postage on Canadian and foreign orders. Any order less than \$5 requires 25c handling charge. Send 25% on C.O.D.'s. All orders subject to prior sale.

Complying with Federal regulations, the following statement appears in all Tru-Vac advertising: Tubes appearing in this ad may be FACTORY SECONDS or USED tubes and are clearly marked.

# TRU-VAC®

Harrison Avenue Box 107 Harrison, New Jersey  
HUMboldt 4-9770

Write Dept. L For FREE LIST Of Other Tube Types and Products Sold By TRU-VAC®  
**Electric Company**

Visit Our Huge Testing Dept. In The Heart Of Harrison, N. J.'s Electronics Industry

# We'd like to send you these important new books for a 7-day free trial examination


## CITIZENS RADIO by Leo G. Sands

Here is the first complete book on Citizens Radio Operation. Ever since the initial use of 2-way radiotelephone by police departments, this field has been growing in importance and application. Now, with more than a million vehicles equipped for its use, Citizens Radio is a major phase of the electronics field. This important new volume covers every aspect of the field—its history, rules, and everything about how it works—in seven big chapters with one hundred major sections. You'll learn exactly what Citizens Radio is, its applications, what equipment you need, the full story on receiver circuits and transmitters, antennas, installation, and maintenance, full FCC rulings, how to apply for licenses, etc. Many illustrations. **\$4.95**



## COMPUTERS AND HOW THEY WORK

by James D. Fahnestock



Here is a fact-filled exciting guidebook to the wonderworld of electronic computers, with more than 110 illustrations and easy-to-follow tables in 10 big chapters. Step by step, you'll see and understand the workings of many types of computing machines. This important new book illustrates the basic principles of computers in methods that require no knowledge of electronics. You'll learn all about computer memories, flip-flops and the binary counting system. You'll learn the mathematical language of computers where  $1 + 1 = 10$ . Other chapters show you how computers use tubes and transistors to make complex logical decisions in thousandths of a second. **COMPUTERS AND HOW THEY WORK** is must reading for career minded students and for electronics pros who want a more complete knowledge of this field. **\$4.95**

## THE ELECTRONIC EXPERIMENTER'S MANUAL by David A. Findlay

With a few dollars worth of basic tools, and this book to guide you, you can explore the magic of electronics experimentation more completely than ever before. In a few short hours, you'll start your first project. You'll learn about every component used in experimentation, every tool, its function and why it is used. There are 8 big sections, each covering a specific phase of construction. There is a giant section of projects you can build, test equipment you'll construct and use in your future work. **THE ELECTRONIC EXPERIMENTER'S MANUAL** will give you the professional know-how you must have no matter what phase of electronics is your specialty. **\$4.95**



all leads in the r.f. section be kept as short as possible. The shorter the leads, the higher will be the over-all gain of the booster. Tuning capacitors  $C_1$  and  $C_2$  can be either trimmer types if the tuning is to be set but once and forgotten, or variables if the booster is to be tuned to each individual station.

For proper performance of the 6J6, its socket should be "star connected." This merely means that pins 1, 3, and 6 of the socket should be soldered to the center lug of the socket and this center lug grounded with as short a wire as possible. See Fig. 1.

A word of caution; note that the a.c.-d.c. type of "B+" power supply connects the chassis to one side of the power line, making the chassis "hot." This means that the booster should be treated with normal care to prevent shocks. The output of the booster is isolated from ground, therefore your FM tuner will not be connected to the power line *via* the booster. If you wish, a ten-watt or greater isolation transformer can be used to remove all possibility of a shock.

For single station use, the booster must be tuned to this station. If several stations are to be boosted, pick the station closest to the center of the band to be boosted. Tune your FM tuner to this station. Alternately tune capacitors  $C_1$  and  $C_2$  for maximum strong, noise-free reception. The booster is now tuned. If the booster is to be used for all stations, merely tune  $C_1$  and  $C_2$  for best reception. **-30-**

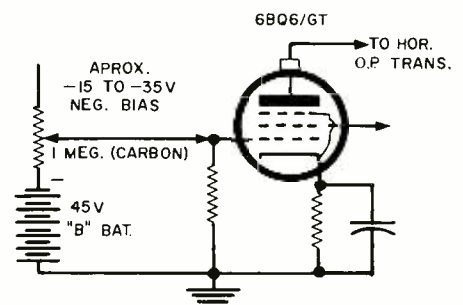
## "NO-DRIVE" TV TROUBLES

By A. VON ZOOK

**WHEN** there is no drive present at the grid of a TV receiver's horizontal-output tube, it is generally recommended that the tube be removed from the circuit during troubleshooting for its own protection. However, the troubleshooting procedure could often be simplified if the tube could be left in place. This contradiction can be reconciled quite easily.

To keep the 6BQ6GT or other horizontal-output tube from overheating while you are looking for the trouble, simply connect an external bias voltage to the tube's control grid, as in the accompanying circuit. The positive side of the 45-volt battery (or other d.c. source) goes to common ground. The negative side is applied through a potentiometer for adjustment to the correct value for the drive voltage. **-30-**

Protecting a horizontal-output tube during troubleshooting when drive is lost.



## 7-DAY FREE EXAMINATION

When your books arrive, read and enjoy their diversity of contents, their thoroughness of coverage. Then after seven days examination, if you decide that they are not everything you want, send them back and receive a complete refund of the purchase price.

### USE THIS CERTIFICATE FOR 7-DAY FREE EXAMINATION

**ELECTRONICS BOOK SERVICE** • A Division of the Ziff-Davis Publishing Co.  
434 South Wabash Avenue, Chicago 5, Ill.

Please send me \_\_\_\_\_ copies of **CITIZENS RADIO** and bill me at only \$4.95 a copy plus a few cents postage.

Please send me \_\_\_\_\_ copies of **COMPUTERS AND HOW THEY WORK**, and bill me at only \$4.95 a copy plus a few cents postage.

Please send me \_\_\_\_\_ copies of **THE ELECTRONICS EXPERIMENTER'S MANUAL** and bill me at only \$4.95 a copy plus a few cents postage.

If I don't agree that this is one of the best electronics investments I've ever made, I may return the book(s) within seven days and get a full refund.

\$\_\_\_\_\_ enclosed. (SAVE MONEY! Enclose payment with your order and we'll pay the postage.)

Name \_\_\_\_\_

Address \_\_\_\_\_

City \_\_\_\_\_ Zone \_\_\_\_\_ State \_\_\_\_\_

EW460

**STOP BUYING TUBES  
IN THE DARK**

**BRAND  
NEW**



**TUBES**

Each Tube Individually and Attractively Boxed! You Can Rely On Rad-Tel's Speedy One Day Service!

**All Rad-Tel's First Quality! Guaranteed One Full Year! NOT USED NOT PULLED OUT OF OLD SETS**

better than  
**70%**  
off

Send For Free Trouble Shooter Guide And New Tube & Parts Catalog.

Not Affiliated With Any Other Mail Order Tube Company.

Qty.	Type	Price	Qty.	Type	Price	Qty.	Type	Price	Qty.	Type	Price	Qty.	Type	Price	Qty.	Type	Price
—	024M	.79	—	4B26	.58	—	6BC5	.54	—	6J6	.67	—	12AX7	.63	—	12SQ7M	.73
—	1AX2	.62	—	4B27	.96	—	6BC7	.94	—	6K6	.58	—	12AZ7	.86	—	12U7	.62
—	1B3GT	.79	—	4CB6	.59	—	6BC8	.97	—	6S4	.48	—	12B4	.63	—	12V6GT	.53
—	1DN5	.55	—	4CS6	.61	—	6B06	.51	—	6SA7GT	.76	—	12BA6	.50	—	12W6	.69
—	1G3	.73	—	4DE6	.62	—	6BE6	.55	—	6SK7GT	.74	—	12BD6	.50	—	12X4	.38
—	1J3	.73	—	4DK6	.60	—	6BF6	.44	—	6SL7	.80	—	12BE6	.53	—	17AX4	.67
—	1K3	.73	—	4DT6	.55	—	6BG6	1.66	—	6SN7	.65	—	12BF6	.44	—	17BQ6	1.09
—	1L6	1.05	—	5AM8	.79	—	6BH6	.65	—	6SQ7	.73	—	12BH7	.73	—	17C5	.58
—	1LA6	.69	—	5AN8	.86	—	6BH8	.87	—	6T4	.99	—	12BK5	.70	—	17CA5	.62
—	1LC6	.79	—	5AQ5	.52	—	6BJ6	.62	—	6T8	.80	—	12BL6	.56	—	17D4	.69
—	1LN5	.59	—	5AT8	.80	—	6BK5	.80	—	6U8	.78	—	12BQ6	1.06	—	17DQ6	1.06
—	1R5	.62	—	5B7A	.82	—	6BK7	.85	—	6V6GT	.54	—	12BY7	.74	—	17L6	.58
—	1S5	.51	—	5BQ7	.97	—	6BL7	1.00	—	6W4	.57	—	12BZ7	.75	—	17W6	.70
—	1T4	.58	—	5BR8	.79	—	6BN4	.57	—	6W6	.69	—	12C5	.56	—	19AU4	.83
—	1U4	.57	—	5CG8	.76	—	6BN6	.74	—	6X4	.39	—	12CA5	.59	—	19B6G	1.39
—	1U5	.50	—	5CL8	.76	—	6BQ5	.65	—	6X5GT	.53	—	12CN5	.56	—	19T8	.80
—	1X2B	.82	—	5EAB	.80	—	6BQ6GT	1.05	—	6X8	.77	—	12CR6	.54	—	21EX6	1.49
—	2AF4	.96	—	5EUB	.80	—	6BQ7	.95	—	7AU7	.61	—	12CU5	.58	—	25AU4	.87
—	2BN4	.60	—	5J6	.68	—	6BR8	.78	—	7A8	.68	—	12CU6	1.06	—	25B06	1.11
—	2CY5	.71	—	5T8	.81	—	6BS8	.90	—	7B6	.69	—	12CX6	.54	—	25C5	.53
—	3AL5	.42	—	5U4	.60	—	6BU8	.70	—	7Y4	.69	—	12DB5	.69	—	25CA5	.59
—	3AU6	.51	—	5U8	.81	—	6BY6	.54	—	8AU8	.83	—	12DE8	.75	—	25C06	1.44
—	3AV6	.41	—	5V6	.56	—	6BZ6	.54	—	8AW8	.93	—	12DL8	.85	—	25CU6	1.11
—	3BA6	.51	—	5X8	.78	—	6BZ7	.97	—	8BQ5	.60	—	12DM7	.67	—	25DN6	1.42
—	3BC5	.54	—	5Y3	.46	—	6C4	.43	—	8CG7	.62	—	12DQ6	1.04	—	25EH5	.55
—	3BE6	.52	—	6AB4	.46	—	6CB6	.54	—	8CM7	.68	—	12DS7	.79	—	25L6	.57
—	3BN4	.63	—	6AC7	.96	—	6CD6	1.42	—	8CN7	.97	—	12DZ6	.56	—	25W4	.68
—	3BN6	.76	—	6AF3	.73	—	6CF6	.64	—	8CX8	.93	—	12EL6	.50	—	25Z6	.66
—	3BU8	.78	—	6AF4	.97	—	6CG7	.60	—	8EB8	.94	—	12EG6	.54	—	35C5	.51
—	3BY6	.55	—	6AG5	.65	—	6CG8	.77	—	100A7	.71	—	12EK6	.56	—	35L6	.57
—	3BZ6	.55	—	6AH6	.99	—	6CM7	.66	—	11CY7	.75	—	12EZ6	.53	—	35W4	.52
—	3CB6	.54	—	6AK5	.95	—	6CN7	.65	—	12A4	.60	—	12F5	.66	—	35Z5GT	.60
—	3CF6	.60	—	6AL5	.47	—	6CR6	.51	—	12AB5	.55	—	12F8	.66	—	50B5	.60
—	3CS6	.52	—	6AM8	.78	—	6CS6	.57	—	12AC6	.49	—	12FM6	.45	—	50C5	.53
—	3CY5	.71	—	6AN4	.95	—	6CU5	.58	—	12AD6	.57	—	12K5	.65	—	50DC4	.37
—	3DE6	.62	—	6AN8	.85	—	6CU6	1.08	—	12AE6	.43	—	12SA7M	.86	—	50EH5	.55
—	3DK6	.60	—	6AQ5	.50	—	6CY5	.70	—	12AF3	.73	—	12SK7GT	.74	—	50L6	.61
—	3DT6	.50	—	6AR5	.55	—	6CY7	.71	—	12AF6	.49	—	12SN7	.67	—	117Z3	.61
—	3Q5	.80	—	6AS5	.60	—	6DA4	.68	—	12AJ6	.46	—			—		
—	3S4	.61	—	6AT6	.43	—	6DB5	.69	—	12AL5	.45	—			—		
—	3V4	.58	—	6AT8	.79	—	6DE6	.58	—	12AL8	.95	—			—		
—	4AU6	.54	—	6AU4	.82	—	6DG6	.59	—	12AQ5	.52	—			—		
—	4BA6	.51	—	6AU6	.50	—	6DQ6	1.10	—	12AT6	.43	—			—		
—	4BC5	.56	—	6AU7	.61	—	6DT5	.76	—	12AT7	.76	—			—		
—	4BC8	.96	—	6AU8	.87	—	6DT6	.53	—	12AU6	.50	—			—		
—	4BE6	.54	—	6AV6	.40	—	6EU8	.79	—	12AU7	.60	—			—		
—	4BN6	.75	—	6AW8	.89	—	6EA8	.79	—	12AV5	.97	—			—		
—	4BQ7	.96	—	6AX4	.65	—	6EB8	.94	—	12AV6	.41	—			—		
—	4BS8	.98	—	6AX7	.64	—	6H6GT	.58	—	12AV7	.75	—			—		
—	4BU8	.71	—	6BA6	.49	—	6J5GT	.51	—	12AX4	.67	—			—		

**TRANSISTOR 2N215  
PNP GENERAL PURPOSE**

A.F. AMP.

**39¢** EA.

In Lots of 5  
45¢ ea. single

**RAD-TEL TUBE CO.**

55 Chambers Street  
Newark 5, N. J.  
DEPT. EW 460

TERMS: 25% deposit must accompany all orders — balance C.O.D. \$1 HANDLING CHARGE FOR ORDERS UNDER \$5  
Subject to prior sale. Please add postage. No C.O.D.'s outside continental U.S.A.

## Build the BEST BUY in CITIZENS BAND TRANSCEIVERS...

**EICO**

#760 (117 VAC) Mesa Bracket.  
Kit \$59.95. Wired \$89.95.



#761 (117 VAC & 6 VDC): Kit \$69.95. Wired \$99.95.  
#762 (117 VAC & 12 VDC): Kit \$69.95. Wired \$99.95.

A thoroughly useful and reliable citizens band transceiver of exemplary electronic, mechanical, & industrial design. Consists of a powerful 5-watt (as defined by FCC), crystal-controlled transmitter & extremely sensitive, highly selective superheterodyne receiver with RF stage & noise limiter. Includes built-in speaker & detachable ceramic microphone. Features preset & sealed crystal oscillator circuit elements. Broad tuning permits shifting from any of the 23 citizen band channels to any other simply by changing crystals—no adjustments needed. Built-in variable "pi" network matches most popular antennas. Directly attached base-loaded portable whip, rear bumper mounting, & ground plane (roof) antennas available. The quality & precision of this transceiver is very necessary for consistently dependable operation—increasingly so in the future when citizens band is put to greater use. No exams or special skill needed — any citizen 18 years or older may obtain station license by submitting FCC form, supplied by EICO.

## Build the Best 6-TRANSISTOR RADIO RA-6

Kit \$29.95 Wired \$49.95  
includes FET, less 9V battery

American-made with finest quality parts. High sensitivity and selectivity. New plug-in type transistors easily removable for checking. Big-set volume and tone with 4" x 6" PM speaker & 250 mw push-pull audio output stage. Built-in Ferrite rod antenna. Pre-aligned RF & IF transformers. Planetary vernier tuning (7:1 reduction) for easy station selection & tuning. High-impedance earphone jack for private listening. Attractive tan leatherette case, retractable handle. Compact: 8 1/2" w, 4 1/2" h, 2 1/2" d. Only 3 lbs.



## Build the Best HAM GEAR

### New Code Practice Oscillator #706

Kit \$8.95 Wired \$12.95

Rugged battery-operated transistor oscillator circuit with built-in 3" speaker. Front panel (deep-etched satin aluminum) has flashing light, phone jack, pitch control (500-2000 cps), external key terminals, "temporary" key. Panel switch selects Tone, Light, or both Tone & Light. 6 1/2" h, 3 3/4" w, 2 3/4" d.



### 90-WATT CW TRANSMITTER\* #720

Kit \$79.95 Wired \$119.95  
\*U.S. Pat. No. D-184,776

"Top quality" — ELECTRONIC KITS GUIDE. Ideal for veteran or novice. 90W CW, 65W external plate modulation. 80 through 10 meters.



### HIGH LEVEL UNIVERSAL MODULATOR-DRIVER #730

Kit \$49.95 Wired \$79.95  
Cover E-5 \$4.50

Delivers 50W undistorted audio. Modulates transmitters having RF inputs up to 100W. Unique over-modulation indicator.



### GRID DIP METER #710

Kit \$29.95 Wired \$49.95

Includes complete set of coils for full band coverage. Continuous coverage 400 kc to 250 mc. 500 ua meter.



Compare — judge for yourself — at your neighborhood EICO dealer. For FREE catalog on over 70 models of easy-to-build professional test instruments, hi-fi and ham gear, fill out coupon on Page 34.

Add 5% in the West. © 1960

**EICO**

3300 N. Blvd., L.I.C. 1, N.Y.



"STEREO HANDBOOK" by G. A. Briggs. Published by *Whurfedale Wireless Works Limited*, England. Available in the U. S. from *British Industries Corporation*, 80 Shore Road, Port Washington, N. Y. 144 pages.

Mr. Briggs' many "fans" in this country will welcome the appearance of still another volume of pithy and pertinent comment on audio—this time as it pertains to the stereo medium.

This non-technical exposé of the subject is written, as the author insists, for any reader who (like the author) can count up to twenty. The statement is an entirely valid one and those who have "switched to stereo" as well as those contemplating the move will find plenty of meat in this small book. Lest the volume appear to dwell too heavily on British developments and the status of stereo overseas, Mr. Briggs has drawn on U. S. sources for reports on the progress of stereo here.

The text material is divided into 15 chapters which cover general information; sound source effects; tonal discrimination; recording techniques; hum, rumble, and noise; pickups, tone arms, and turntables; record and stylus wear; amplifiers; loudspeakers; stereo tapes; room acoustics; concert halls; broadcasting; and questions from audiophiles with the author's answers. The text is lavishly illustrated with photographs and line drawings which help to amplify the author's pungent and pertinent commentary. Those familiar with the author's style will find this volume of "vintage" quality while those encountering Mr. Briggs for the first time will be both amused and instructed.

\* \* \*

"MOST-OFTEN-NEEDED 1960 RADIO DIAGRAMS AND SERVICING INFORMATION" compiled by M. N. Beitman. Published by *Supreme Publications*, Highland Park, Ill. 192 pages. Price \$2.50. Soft binding. (Vol. R-20.)

The 20th volume in this publisher's "Radio Diagram" series covers popular sets of all makes including auto radios, packaged stereo equipment, transistor radios, and other types of equipment.

The units of some 23 manufacturers are represented along with schematics diagrams, parts lists, service notes, alignment data, etc. A complete index of the service material is appended to facilitate the location of a specific diagram.

\* \* \*

"FROM TIN FOIL TO STEREO—EVOLUTION OF THE PHONOGRAPH" by Oliver Read & Walter L. Welch. Published by *Howard W. Sams & Co., Inc.*, Indianapolis. 502 pages. Price \$9.95.

In this encyclopedic treatment of the phonograph from its earliest beginnings to the sophisticated products of today, the authors have performed a labor of love. It is obvious from the very first page that here is a subject to which the authors are deeply devoted and wish to share their enthusiasm with their readers.

There are 29 chapters in this dictionary-sized volume which covers virtually every aspect of the recording art from man's earliest attempts to imitate the sounds of nature to the tape and discs of today. A staggering amount of research has gone into the preparation of this volume for which students and writers in the future can be eternally grateful.

In addition to tracing, in minutest detail, the various steps in the development of sound reproducing equipment, the authors have assembled an interesting and varied collection of historic documents and photographs which have been lavishly reproduced in the text. An 8-page bibliography lists many additional sources of information but it is a moot question whether the reader of this complete history would

have need to refer to other sources for answers to his questions. The authors have apparently covered the field exhaustively.

We believe that anyone interested in the reproduction of sound—be he a professional in the audio field or a well-informed hobbyist—will want a copy of this definitive reference work on an absorbing subject.

"INTERNATIONAL ELECTRONIC TUBE HANDBOOK" compiled and published by "Radio Bulletin," Holland. Available in North America through *Diamond Television Limited*, 8636 Birnam St., Montreal 15, Canada. Price \$4.00 postpaid in North America. Soft binding.

This is a multi-lingual handbook which has been prepared specifically for service technicians. If our mail is any criterion, evidently more and more electronic gear using foreign-made tubes is turning up in service shops in this country—involving the technician in a search for duplicates or U. S. equivalents.

This handbook contains data on all European as well as U. S. receiving tubes, CR tubes, transistors, thyatrons, etc. The tubes are classified under eight main headings with descriptions for use of the tables given in nine languages. All important data is provided in an easy-to-read diagram. At the end of each section there is a column of cross-reference information which gives equivalent tubes.

Being compact in size and bound in durable plastic, this handbook could easily become a standby in the tube caddy as well as on the shop reference shelf.

\* \* \*

"WORLD RADIO HANDBOOK" edited and published by O. Lund Johansen. Available in the U. S. from *Gilfer Associates*, P.O. Box 239, Grand Central Station, New York 17, N. Y. 200 pages. Price \$2.70 postpaid. Soft binding.

The 1960 edition of this world-wide listing of broadcast and television stations and short-wave programming has been increased in both size and coverage over last year's edition.

Included in this comprehensive listing is information on short-wave reception predictions for 1960, frequency allocations, number of receivers in use throughout the world, world time zones, call signs, bands for best reception, broadcasting and television organizations, religious broadcasting organizations, the status of "Eurovision," reception of TV and v.h.f. transmissions, DX programs, abbreviations, long and medium wave stations, short-wave stations of the world, and other pertinent data.

Those seeking a comprehensive and compact reference book to all sorts of pertinent broadcasting and telecasting data are directed to this handbook which in its fourteen editions has proven invaluable to listeners throughout the world.

-30-



**TRAIN QUICKLY! OLDEST, BEST EQUIPPED SCHOOL of ITS KIND in U.S.**

Get practical training at New Shop-Labs of Coyne. Prepare for a better job and a successful future in a top opportunity field. Advanced education or previous experience not needed. Employment service to graduates.

**Enroll NOW—Pay Later**

Finance Plan and Easy Payment Plan. Also Part Time Employment help for students.

**FREE BOOK** Clip coupon or write to address below for Free Illustrated Book "Guide to Careers". Describes all training offered. No obligation and No Salesman Will Call. Act NOW!

B. W. Cooke, Jr., President



CHARTERED NOT FOR PROFIT Established 1899  
1501 W. Congress Pkwy. Chicago, Dept. 40-6C

**COYNE Electrical School**  
1501 W. Congress Pkwy., Chicago 7, Ill.  
Dept. 40-6C

Send FREE book "Guide to Careers" and details of all training you offer. However, I am especially interested in:

- ELECTRICITY
- TELEVISION
- BOTH FIELDS

NAME.....

ADDRESS.....

CITY.....STATE.....

# IT'S THE NEW MARK II FROM WESTON:



## an advanced new design for the WORLD'S FINEST PORTABLE ANALYZER

Here's an all-new version of the famous WESTON MODEL 980 Volt-Ohm-Milliammeter . . . engineered to offer you

- **INCREASED RANGE.** High-voltage range has been extended to 4000 volts.
- **INCREASED SENSITIVITY.** D-C sensitivity of 20,000 ohms/volt; accuracy within 2% of full scale.
- **IMPROVED SHIELDING.** Cormag® mechanism assures positive magnetic shielding; housing shields against electrostatic interference.
- **GREATER RUGGEDNESS.** Spring-backed jewel movement resists shock, vibration; case is impact-resistant. Ohm-ranges are fuse-protected.
- **SIMPLIFIED CONTROL.** Single dial control for range and function switching.
- **NEW COMPACTNESS.** Size and weight are reduced for maximum convenience and portability.

**WESTON**  
*Instruments*  
WORLD LEADER IN MEASUREMENT AND CONTROL

Order from your local Weston distributor. For information, write to Daystrom-Weston, Sales Division, Newark 12, N. J. In Canada: Daystrom, Ltd., 840 Caledonia Rd., Toronto 19, Ont. Export: Daystrom Int'l., 100 Empire St., Newark 12, N. J.

All Tubes Individually Boxed  
UNCONDITIONALLY  
GUARANTEED  
FOR ONE YEAR  
SEND FOR FREE COMPLETE TUBE  
LIST & ORDER BLANK YOUR  
INQUIRY WILL PUT YOU  
ON OUR MAILING  
LIST

# TELTRON SMASHES PRICES on TUBES for '60!

### GIFT OFFER

ONE 6BG6 tube will be shipped FREE with any \$10.00 or more order accompanying this ad.

### FREE

\$7.50 list value Bonus box for sorted resistors & condensers with each order of \$25.00 or more of receiving tubes and special purpose tubes.

### FREE EICO TUBE TESTER




Re popular demand we are repeating this special offer of a FREE EICO Tube Tester with each order of \$40.00 or more of receiving tubes and special purpose tubes. You get this EICO tube tester kit—E25K MISCELLANEOUS FREE when you purchase \$40.00 worth of receiving tubes from TELTRON within 60 days. Tube tester may be purchased outright for \$34.95. Send for FREE list of other EICO test equipment & HiFi components that we distribute.

### Partial List—Most Often Used Tubes

02A2	45	6AM6	47	6CG7	45	12AU7	5R
1R5	62	6AW5	43	6CG7	44	12AV6	42
1S5	51	6AN8	59	6CH8	54	12AV7	73
174	43	6AQ5	48	6CW7	44	12AX	-
1U4	51	6AS5	48	6E6	45	12X7	-
1U5	51	6AU4CT	52	6CU6	95	4GT	60
1X2	43	6D6E	43	6DE6	43	12AX7	61
2AF4	62	6AUSCT	50	6D6E	43	12AX7	65
28N4	1.02	6G0Q	50	6DQ6	50	12B4	52
34U6	43	6AV6	43	6G6	89	12BE6	46
38C5	43	6AV6	43	6G6	89	12BE6	46
38N6	58	6AW8	37	6J5	47	12B7B	61
38Z6	45	6AX4CT	50	6J6	49	12BQ6	63
3C86	51	6RA6	60	6SA	39	12CR6	63
3D6	51	6BA8	49	6SA7	45	12CU6	63
3V4	48	6BC8	49	6SC7	45	12D6	63
4B8	49	6BC8	48	6SK7	54	12DQ6	63
480	69	6BC8	48	6SL7GT	45	12K5	44
4C66	51	6BE6	46	6SN7GT	60	12SK	45
5AN8	59	6BG6	48	6SN7GT	60	12SN	-
5AT8	54	6BH6	1.18	6SQ7	60	7GT	56
5AV8	54	6BH6	1.18	6SR	38	12SQ7	56
5J6	68	6BK5	51	6B8	78	12V6GT	38
5T8	58	6BK7	78	6W4GT	48	12L6GT	43
5U4G	59	6BL7GT	78	6W4GT	48	12L6GT	43
5U4GA	59	6BL7GT	78	6W4GT	48	12L6GT	43
5U4GB	45	6BN4	78	6W6GT	43	17Q6GT	43
5U4GC	45	6BN4	78	6W6GT	43	17Q6GT	43
5U4GD	45	6BN4	78	6W6GT	43	17Q6GT	43
5U4GE	45	6BN4	78	6W6GT	43	17Q6GT	43
5U4GF	45	6BN4	78	6W6GT	43	17Q6GT	43
5U4GH	45	6BN4	78	6W6GT	43	17Q6GT	43
5U4GI	45	6BN4	78	6W6GT	43	17Q6GT	43
5U4GJ	45	6BN4	78	6W6GT	43	17Q6GT	43
5U4GK	45	6BN4	78	6W6GT	43	17Q6GT	43
5U4GL	45	6BN4	78	6W6GT	43	17Q6GT	43
5U4GM	45	6BN4	78	6W6GT	43	17Q6GT	43
5U4GN	45	6BN4	78	6W6GT	43	17Q6GT	43
5U4GO	45	6BN4	78	6W6GT	43	17Q6GT	43
5U4GP	45	6BN4	78	6W6GT	43	17Q6GT	43
5U4GQ	45	6BN4	78	6W6GT	43	17Q6GT	43
5U4GR	45	6BN4	78	6W6GT	43	17Q6GT	43
5U4GS	45	6BN4	78	6W6GT	43	17Q6GT	43
5U4GT	45	6BN4	78	6W6GT	43	17Q6GT	43
5U4GU	45	6BN4	78	6W6GT	43	17Q6GT	43
5U4GV	45	6BN4	78	6W6GT	43	17Q6GT	43
5U4GW	45	6BN4	78	6W6GT	43	17Q6GT	43
5U4GX	45	6BN4	78	6W6GT	43	17Q6GT	43
5U4GY	45	6BN4	78	6W6GT	43	17Q6GT	43
5U4GZ	45	6BN4	78	6W6GT	43	17Q6GT	43
5U4GA	45	6BN4	78	6W6GT	43	17Q6GT	43
5U4GB	45	6BN4	78	6W6GT	43	17Q6GT	43
5U4GC	45	6BN4	78	6W6GT	43	17Q6GT	43
5U4GD	45	6BN4	78	6W6GT	43	17Q6GT	43
5U4GE	45	6BN4	78	6W6GT	43	17Q6GT	43
5U4GF	45	6BN4	78	6W6GT	43	17Q6GT	43
5U4GH	45	6BN4	78	6W6GT	43	17Q6GT	43
5U4GI	45	6BN4	78	6W6GT	43	17Q6GT	43
5U4GJ	45	6BN4	78	6W6GT	43	17Q6GT	43
5U4GK	45	6BN4	78	6W6GT	43	17Q6GT	43
5U4GL	45	6BN4	78	6W6GT	43	17Q6GT	43
5U4GM	45	6BN4	78	6W6GT	43	17Q6GT	43
5U4GN	45	6BN4	78	6W6GT	43	17Q6GT	43
5U4GO	45	6BN4	78	6W6GT	43	17Q6GT	43
5U4GP	45	6BN4	78	6W6GT	43	17Q6GT	43
5U4GQ	45	6BN4	78	6W6GT	43	17Q6GT	43
5U4GR	45	6BN4	78	6W6GT	43	17Q6GT	43
5U4GS	45	6BN4	78	6W6GT	43	17Q6GT	43
5U4GT	45	6BN4	78	6W6GT	43	17Q6GT	43
5U4GU	45	6BN4	78	6W6GT	43	17Q6GT	43
5U4GV	45	6BN4	78	6W6GT	43	17Q6GT	43
5U4GW	45	6BN4	78	6W6GT	43	17Q6GT	43
5U4GX	45	6BN4	78	6W6GT	43	17Q6GT	43
5U4GY	45	6BN4	78	6W6GT	43	17Q6GT	43
5U4GZ	45	6BN4	78	6W6GT	43	17Q6GT	43
5U4GA	45	6BN4	78	6W6GT	43	17Q6GT	43
5U4GB	45	6BN4	78	6W6GT	43	17Q6GT	43
5U4GC	45	6BN4	78	6W6GT	43	17Q6GT	43
5U4GD	45	6BN4	78	6W6GT	43	17Q6GT	43
5U4GE	45	6BN4	78	6W6GT	43	17Q6GT	43
5U4GF	45	6BN4	78	6W6GT	43	17Q6GT	43
5U4GH	45	6BN4	78	6W6GT	43	17Q6GT	43
5U4GI	45	6BN4	78	6W6GT	43	17Q6GT	43
5U4GJ	45	6BN4	78	6W6GT	43	17Q6GT	43
5U4GK	45	6BN4	78	6W6GT	43	17Q6GT	43
5U4GL	45	6BN4	78	6W6GT	43	17Q6GT	43
5U4GM	45	6BN4	78	6W6GT	43	17Q6GT	43
5U4GN	45	6BN4	78	6W6GT	43	17Q6GT	43
5U4GO	45	6BN4	78	6W6GT	43	17Q6GT	43
5U4GP	45	6BN4	78	6W6GT	43	17Q6GT	43
5U4GQ	45	6BN4	78	6W6GT	43	17Q6GT	43
5U4GR	45	6BN4	78	6W6GT	43	17Q6GT	43
5U4GS	45	6BN4	78	6W6GT	43	17Q6GT	43
5U4GT	45	6BN4	78	6W6GT	43	17Q6GT	43
5U4GU	45	6BN4	78	6W6GT	43	17Q6GT	43
5U4GV	45	6BN4	78	6W6GT	43	17Q6GT	43
5U4GW	45	6BN4	78	6W6GT	43	17Q6GT	43
5U4GX	45	6BN4	78	6W6GT	43	17Q6GT	43
5U4GY	45	6BN4	78	6W6GT	43	17Q6GT	43
5U4GZ	45	6BN4	78	6W6GT	43	17Q6GT	43
5U4GA	45	6BN4	78	6W6GT	43	17Q6GT	43
5U4GB	45	6BN4	78	6W6GT	43	17Q6GT	43
5U4GC	45	6BN4	78	6W6GT	43	17Q6GT	43
5U4GD	45	6BN4	78	6W6GT	43	17Q6GT	43
5U4GE	45	6BN4	78	6W6GT	43	17Q6GT	43
5U4GF	45	6BN4	78	6W6GT	43	17Q6GT	43
5U4GH	45	6BN4	78	6W6GT	43	17Q6GT	43
5U4GI	45	6BN4	78	6W6GT	43	17Q6GT	43
5U4GJ	45	6BN4	78	6W6GT	43	17Q6GT	43
5U4GK	45	6BN4	78	6W6GT	43	17Q6GT	43
5U4GL	45	6BN4	78	6W6GT	43	17Q6GT	43
5U4GM	45	6BN4	78	6W6GT	43	17Q6GT	43
5U4GN	45	6BN4	78	6W6GT	43	17Q6GT	43
5U4GO	45	6BN4	78	6W6GT	43	17Q6GT	43
5U4GP	45	6BN4	78	6W6GT	43	17Q6GT	43
5U4GQ	45	6BN4	78	6W6GT	43	17Q6GT	43
5U4GR	45	6BN4	78	6W6GT	43	17Q6GT	43
5U4GS	45	6BN4	78	6W6GT	43	17Q6GT	43
5U4GT	45	6BN4	78	6W6GT	43	17Q6GT	43
5U4GU	45	6BN4	78	6W6GT	43	17Q6GT	43
5U4GV	45	6BN4	78	6W6GT	43	17Q6GT	43
5U4GW	45	6BN4	78	6W6GT	43	17Q6GT	43
5U4GX	45	6BN4	78	6W6GT	43	17Q6GT	43
5U4GY	45	6BN4	78	6W6GT	43	17Q6GT	43
5U4GZ	45	6BN4	78	6W6GT	43	17Q6GT	43
5U4GA	45	6BN4	78	6W6GT	43	17Q6GT	43
5U4GB	45	6BN4	78	6W6GT	43	17Q6GT	43
5U4GC	45	6BN4	78	6W6GT	43	17Q6GT	43
5U4GD	45	6BN4	78	6W6GT	43	17Q6GT	43
5U4GE	45	6BN4	78	6W6GT	43	17Q6GT	43
5U4GF	45	6BN4	78	6W6GT	43	17Q6GT	43
5U4GH	45	6BN4	78	6W6GT	43	17Q6GT	43
5U4GI	45	6BN4	78	6W6GT	43	17Q6GT	43
5U4GJ	45	6BN4	78	6W6GT	43	17Q6GT	43
5U4GK	45	6BN4	78	6W6GT	43	17Q6GT	43
5U4GL	45	6BN4	78	6W6GT	43	17Q6GT	43
5U4GM	45	6BN4	78	6W6GT	43	17Q6GT	43
5U4GN	45	6BN4	78	6W6GT	43	17Q6GT	43
5U4GO	45	6BN4	78	6W6GT	43	17Q6GT	43
5U4GP	45	6BN4	78	6W6GT	43	17Q6GT	43
5U4GQ	45	6BN4	78	6W6GT	43	17Q6GT	43
5U4GR	45	6BN4	78	6W6GT	43	17Q6GT	43
5U4GS	45	6BN4	78	6W6GT	43	17Q6GT	43
5U4GT	45	6BN4	78	6W6GT	43	17Q6GT	43
5U4GU	45	6BN4	78	6W6GT	43	17Q6GT	43
5U4GV	45	6BN4	78	6W6GT	43	17Q6GT	43
5U4GW	45	6BN4	78	6W6GT	43	17Q6GT	43
5U4GX	45	6BN4	78	6W6GT	43	17Q6GT	43
5U4GY	45	6BN4	78	6W6GT	43	17Q6GT	43
5U4GZ	45	6BN4	78	6W6GT	43	17Q6GT	43
5U4GA	45	6BN4	78	6W6GT	43	17Q6GT	43
5U4GB	45	6BN4	78	6W6GT	43	17Q6GT	43
5U4GC	45	6BN4	78	6W6GT	43	17Q6GT	43
5U4GD	45	6BN4	78	6W6GT	43	17Q6GT	43
5U4GE	45	6BN4	78	6W6GT	43	17Q6GT	43
5U4GF	45	6BN4	78	6W6GT	43	17Q6GT	43
5U4GH	45	6BN4	78	6W6GT	43	17Q6GT	43
5U4GI	45	6BN4	78	6W6GT	43	17Q6GT	43
5U4GJ	45	6BN4	78	6W6GT	43	17Q6GT	43
5U4GK	45	6BN4	78	6W6GT	43	17Q6GT	43
5U4GL	45	6BN4	78	6W6GT	43	17Q6GT	43
5U4GM	45	6BN4	78	6W6GT	43	17Q6GT	43
5U4GN	45	6BN4	78	6W6GT	43	17Q6GT	43
5U4GO	45	6BN4	78	6W6GT	43	17Q6GT	43
5U4GP	45	6BN4	78	6W6GT	43	17Q6GT	43
5U4GQ	45	6BN4	78	6W6GT	43	17Q6GT	43
5U4GR	45	6BN4	78	6W6GT	43	17Q6GT	43
5U4GS	45	6BN4	78				



### LORAN R-65/APN-9 RECEIVER & INDICATOR



Used on ships and aircraft. Features 11 channels, 200-1500 Kc. Accurate to within 1% of distance. Complete with indicator and crystal. Brand New. Value \$1200.00. Our Price \$79.50. 12 Volt Inverter Power Supply for above. BRAND NEW \$32.50. 28 Volt Inverter Power Supply, exc. used. \$49.50. Circuit Diagram and complete instructions available.

### AIRBORNE RADAR INDICATOR ID-93/APG-13



Frequency range 2780 to 2920 Mc. Input power 1000 to 1500 Watts. From AC supply 110V at 80 to 1000 cycles. Easily controlled for 100 cycles. Coarse and fine control. Vertical intensity. Focus. Slant. Marker Amp. Receiver gain. Variable Range. Tubes used: 6X4, 6X5, 6AR5, 6AV6, 6BE6, 6BE7, 6BD6, 6BE8, 6BE9, 6BE10, 6BE11, 6BE12, 6BE13, 6BE14, 6BE15, 6BE16, 6BE17, 6BE18, 6BE19, 6BE20, 6BE21, 6BE22, 6BE23, 6BE24, 6BE25, 6BE26, 6BE27, 6BE28, 6BE29, 6BE30, 6BE31, 6BE32, 6BE33, 6BE34, 6BE35, 6BE36, 6BE37, 6BE38, 6BE39, 6BE40, 6BE41, 6BE42, 6BE43, 6BE44, 6BE45, 6BE46, 6BE47, 6BE48, 6BE49, 6BE50, 6BE51, 6BE52, 6BE53, 6BE54, 6BE55, 6BE56, 6BE57, 6BE58, 6BE59, 6BE60, 6BE61, 6BE62, 6BE63, 6BE64, 6BE65, 6BE66, 6BE67, 6BE68, 6BE69, 6BE70, 6BE71, 6BE72, 6BE73, 6BE74, 6BE75, 6BE76, 6BE77, 6BE78, 6BE79, 6BE80, 6BE81, 6BE82, 6BE83, 6BE84, 6BE85, 6BE86, 6BE87, 6BE88, 6BE89, 6BE90, 6BE91, 6BE92, 6BE93, 6BE94, 6BE95, 6BE96, 6BE97, 6BE98, 6BE99, 6BE100. Complete with all tubes, 2800 tube, and visor. BRAND NEW. OUR LOW PRICE \$21.50.

### GOLD PLATED SPECIAL! TS-1/ARR-1 TEST OSCILLATOR



Portable, complete with two 955 tubes, cavity and antenna. BRAND NEW, in metal housing 6 1/2" x 8 1/2" x 7" high. OUR LOW PRICE \$3.45.

### RADIO CONTROL RECEIVER 30-42Mc.



RGT ARW-17. Small size, lightweight FM radio receiver for 2 control channels. Signal outputs accurate control relays up to 3 channels simultaneously. Complete with 10 tubes: 6AR5, 6BE6, 6BE7, 6BE8, 6BE9, 6BE10, 6BE11, 6BE12, 6BE13, 6BE14, 6BE15, 6BE16, 6BE17, 6BE18, 6BE19, 6BE20, 6BE21, 6BE22, 6BE23, 6BE24, 6BE25, 6BE26, 6BE27, 6BE28, 6BE29, 6BE30, 6BE31, 6BE32, 6BE33, 6BE34, 6BE35, 6BE36, 6BE37, 6BE38, 6BE39, 6BE40, 6BE41, 6BE42, 6BE43, 6BE44, 6BE45, 6BE46, 6BE47, 6BE48, 6BE49, 6BE50, 6BE51, 6BE52, 6BE53, 6BE54, 6BE55, 6BE56, 6BE57, 6BE58, 6BE59, 6BE60, 6BE61, 6BE62, 6BE63, 6BE64, 6BE65, 6BE66, 6BE67, 6BE68, 6BE69, 6BE70, 6BE71, 6BE72, 6BE73, 6BE74, 6BE75, 6BE76, 6BE77, 6BE78, 6BE79, 6BE80, 6BE81, 6BE82, 6BE83, 6BE84, 6BE85, 6BE86, 6BE87, 6BE88, 6BE89, 6BE90, 6BE91, 6BE92, 6BE93, 6BE94, 6BE95, 6BE96, 6BE97, 6BE98, 6BE99, 6BE100. BRAND NEW \$12.95.

### MICROPHONES

Model	Description	Used	Excellent BRAND NEW
T-17	Carbon Hand Mike	.....	\$5.45
T-30	Carbon Throat Mike	.....	\$7.45
T-45	Army and Navy 1/2" Mic	.....	\$1.25
TS-9	Handset	.....	\$3.88
TS-11	Handset	.....	\$3.95
TS-13	Handset	.....	\$3.95
RS-38	Navy Type	.....	\$4.75

### HEADPHONES

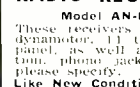
Model	Description	Used	Excellent BRAND NEW
HS-23	High Impedance	.....	\$4.95
HS-33	Low Impedance	.....	\$4.65
HS-30	Low Imp. Leatherw. Head	.....	\$1.25
H-16 U	High Imp.	.....	\$1.65
TELEPHONES	600-ohm Low Impedance HEAD-SETS. BRAND NEW. PER PAIR	.....	\$3.25
CD-307A	Carbons, with PL55 plug and JK26 Jack	.....	.99
Earphone Cushions for above pair	.....	.....	.50

### LORAN APN-4 FINE QUALITY NAVIGATIONAL EQUIPMENT




Determine exact geographic position of your boat or plane. Indicator and receiver complete with all tubes and crystal. INDICATOR ID-6B/APN-4, and RECEIVER R-9B/APN-4, complete with tubes. Exc. used. \$49.50. Receiver-Indicator as above, BRAND NEW \$79.50. 12 V. Inverter Power Supply for above. BRAND NEW \$32.50. 28 V. Inverter Power Supply for above. Exc. used. \$49.50.

### RADIO RECEIVER NAVY TYPE RAY-3



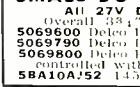
Model AN-PR6N is for 14V DC operation. These receivers are supplied complete with built-in dynamotor, 11 tubes, Weston output meter on front panel, as well as easy antenna and output connection, phone jack, on-off switch. For 14V or 24V, please specify. Like New Condition. Our Price \$14.95.

### BC-906 FREQ. METER—SPECIAL



Cavity type, 145 to 235 Mc. BRAND NEW, complete with antenna. Manual included. OUR LOW PRICE \$10.88.

### SMALL DC MOTORS



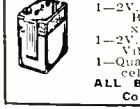
All 27V DC Input. Overall 3 1/2" Dia. 5069600 Delco PM 250 rpm. \$4.45. 5069700 Delco PM 100 rpm. \$4.95. 5069800 Delco PM 375 rpm, reversible governor controlled with 27V DC Clutch. \$4.95. 58A10A/52 145 rpm, reversible. \$4.45.

### WILLARD 6-VOLT MIDGET STORAGE BATTERY



3 Amp. Hour. BRAND NEW. 3 1/2" x 1-13/16" x 2 3/8". Uses Standard Electrolyte. Only \$2.95.

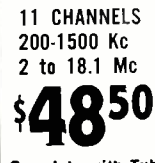
### 2 VOLT BATTERY "PACKAGE"



1-2V, 20 Amp. Hr. Willard Storage Battery. Model 20-2. 3" x 4 1/2" x 5 1/2" high. \$2.79. 1-2V, 7 prong Synchronous Plug-In Vibrator. \$1.49. 1-Quart. Bottle Electrolyte (for 2 cells). \$1.45. ALL BRAND NEW! Combination Price \$5.45.

SCHEMATIC DIAGRAMS For any equipment on this page, each \$65c


### AN/ART-13 100-WATT XMTR



11 CHANNELS  
200-1500 Kc  
2 to 18.1 Mc  
**\$48.50**

Complete with Tubes  
Combs Collins Airborne Aircraft Transmitter, AM, CW, MW. Quick change to any of ten preset channels or manual tuning. Speech amplifier clipper uses carbon or magnetic mike. Highly stable, highly accurate VFO. Built in Xtal controlled oscillator. PPM's modulate R13 in final up to 90% class "B". A Real "HOT" Ham buy at our low price! \$48.50. 28V. cost \$180.00. Exc. Used \$39.50. 0-16 Low Freq. Osc. Coil for ART-13. 7.95. 21V Dynamotor for ART-13. 11.95. Same as above less meter. 39.50.

### APR-5A UHF RECEIVER



The APR-5A is a superb receiver with 2 frequency ranges: 1) from 1000 to 3100 megacycles; 2) from 3000 to 6000 megacycles continuous by means of interchangeable mixers using a single dial tuning control. It has a 10 mc. I.F. band width of 30 megacycles center. Operates from 80-115 V. 1 phase, 60-2600 cycles. Variable I.F. gain by use of a pot. Use for frequencies above 1000 megacycles to supplement range of APR-4 receivers. Brand new in original cases with technical manuals and all tubes. \$69.50.

### New Shipment Just Arrived! FAMOUS BC-645 TRANSCEIVER



15 Tubes 435 To 500 MC  
Can be qualified for 2-way communication, voice or code, or both. Band width 2000 cycles. Frequency range 435 to 500 Mc. Band width of 20 megacycles. Operates from 80-115 V. 1 phase, 60-2600 cycles. Variable I.F. gain by use of a pot. Use for frequencies above 1000 megacycles to supplement range of APR-4 receivers. Brand new in original cases with technical manuals and all tubes. \$29.50. 28V. cost \$180.00. Exc. Used \$39.50. 0-16 Low Freq. Osc. Coil for ART-13. 7.95. 21V Dynamotor for ART-13. 11.95. Same as above less meter. 39.50.

### TG-34A CODE KEYS



Self-contained automatic unit, reproduces code practice signals recorded on paper tape. By use of built-in speaker, provides code-practice signals to one or more persons at speeds from 5 to 25 WPM. BRAND NEW \$22.50. Checked out, exc. used \$18.95.

### MOBILE-MARINE DYNAMOTOR

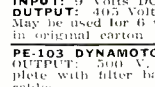


Model DM35  
Input 12V DC, Output: 625 V. DC @ 225 Ma. for 100 W. V. to-talk intermittent operation. Shpg. wt. 14 lbs. OUR LOW PRICE BRAND NEW \$8.45.

### OTHER DYNAMOTOR VALUES: Excellent BRAND

Type	Input	Output	Used	NEW
DM-25	12V 2.2A	250V .050A	.....	\$4.50
DA-1A	28V 1.6A	230V .100A	.....	3.95
DM-28	28V	224V .07A	2.75	4.75
DM-32A	28V 1.1A	250V .05A	2.45	4.45
DM-33A	28V 5A	575V .16A	.....	.....
DM-34	28V 7A	540V .25A	1.95	3.75
DM-34D	12V 2A	220V .080A	4.15	5.50
DM-53A	28V 1.4A	220V .080A	3.75	5.45
DM-64A	12V 5.1A	275V .150A	.....	7.95
PE-73C	28V 20A	1000V .350A	7.95	10.50
PE-86	28V 1.25A	250V .050A	2.75	3.85

### MOBILE DYNAMOTOR SPECIAL



INPUT: 9 Volts DC @ 7.5 Amps. OUTPUT: 300 Volts DC @ 400 mps. May be used for 6 volt operation. BRAND NEW \$3.95. PE-103 DYNAMOTOR. INPUT: 6/12 Volts DC. OUTPUT: 600 V. @ 100 Amps. BRAND NEW, complete with fiber base, shock mount and cables. \$24.50.

### STANDARD TUBES

Removed from Brand New Gov't Equipment	RECEIVING	125G7	75	807	.....	95
6AG5	.....	35	615	.....	65	813
12AT7	.....	40	646	.....	85	814
6AK5	.....	40	65L7	.....	85	815
6C4	.....	25	12A6	.....	45	826
6AL5	.....	38	.....	.....	.....	1625
6AC7	.....	55	SPECIAL PURP.	.....	.....	4X-150
6J6	.....	32	2C39	.....	3.50	6072
6V6	.....	65	3E29	.....	4.25	1P25A

Please include 25% Deposit with order—Balance C.O.D. or Remittance in Full. 50c Handling Charges on all orders under \$5.00. All shipments F.O.B. Our Warehouse, N.Y.C. All Merchandise subject to Prior Sale and Price Change.

G & G Radio Supply Co. Telephone: CO 7-4605 51 Vesey St., New York 7, N. Y.

### BC-603 FM RECEIVER



20 To 27.9 Mc. \$14.95  
Excellent Used \$16.95  
Convert to 30-50 Mc., and A.M. use 6X4, 6AR5 and 6BE6. 11 Channel pushbutton tuning or continuous tuning. Complete with speaker, tubes, shield.  
14 or 24V Dynamotor for Above. Exc. Used \$4.25. Brand New \$5.50.  
BC-604 TRANSMITTER. Complete unit for Broadcast Receiver above. With all tubes. BRAND NEW \$10.95.  
BC-683 Same as above except 27 to 48.9 Mc. Brand New \$27.50.  
AC POWER SUPPLY FOR BC603, 683. Interchangeable, replaces dynamotor. Has on/off switch. NO RECVR. CHANGE NEEDED. Provides 220 VDC @ 80 Ma. 24VAC @ 2 AMPS. \$10.49. Complete 240-page Technical Manual for BC603/604 \$2.95.

### BC-652A RECEIVER—Hot Special! 2000 to 6000 Kc AM Receiver, 2-band, complete with all tubes, 200 Kc Xtal Calibrators, and 12 V Dynamotor. Fine for 80-meter Ham band, Marine, etc. Provides for CW, AVC, Sparker Jack and two Headphone Jacks. Shpg. Wt. 50 lbs. Like new, only \$22.50. POWER SUPPLY for BC-620, 659, available for 6, 12 or 24 Volts DC. Specially \$8.95.

### BC-659 TRANSMITTER & RECEIVER



27 to 38.0 Mc. F.M. Two preselected channels crystal controlled. 5 to 10 watts. Complete with speaker, tubes. Exc. Used \$11.95. Less tubes, exc. used \$7.95. Antenna for BC-659, Telescoping 20' to 8-FT. \$2.95.

### FM TRANSMITTER-RECEIVER




APN-1. 420 to 460 Mc Air-craft Radio altimeter equipment. Tubes: 6AR5, 6BE6, 6BE7, 6BE8, 6BE9, 6BE10, 6BE11, 6BE12, 6BE13, 6BE14, 6BE15, 6BE16, 6BE17, 6BE18, 6BE19, 6BE20, 6BE21, 6BE22, 6BE23, 6BE24, 6BE25, 6BE26, 6BE27, 6BE28, 6BE29, 6BE30, 6BE31, 6BE32, 6BE33, 6BE34, 6BE35, 6BE36, 6BE37, 6BE38, 6BE39, 6BE40, 6BE41, 6BE42, 6BE43, 6BE44, 6BE45, 6BE46, 6BE47, 6BE48, 6BE49, 6BE50, 6BE51, 6BE52, 6BE53, 6BE54, 6BE55, 6BE56, 6BE57, 6BE58, 6BE59, 6BE60, 6BE61, 6BE62, 6BE63, 6BE64, 6BE65, 6BE66, 6BE67, 6BE68, 6BE69, 6BE70, 6BE71, 6BE72, 6BE73, 6BE74, 6BE75, 6BE76, 6BE77, 6BE78, 6BE79, 6BE80, 6BE81, 6BE82, 6BE83, 6BE84, 6BE85, 6BE86, 6BE87, 6BE88, 6BE89, 6BE90, 6BE91, 6BE92, 6BE93, 6BE94, 6BE95, 6BE96, 6BE97, 6BE98, 6BE99, 6BE100. BRAND NEW \$8.95. Personal operating manual for above \$1.00.

### BC-733 VHF 10-TUBE AIRCRAFT RECEIVER.



6-channel xtal control. Freq. 108.3 to 110.3 Mc. Dual filter range. Easily converted for tracking Sputniks! Exc. used. Complete with tubes. \$7.95. Brand New complete with tubes. \$8.95. Dynamotor for above 24 V. New. \$5.95.

### NAVY AIRCRAFT RADIO RECEIVER




ARB/CRV 46151—190 to 9050 Kc in 4 bands. 6 Tube Superhet communications receiver, with local and remote tuning, band change, Sharp and broad tuning, AVC, CW, illuminated dial. Complete with tubes and dynamotor. BRAND NEW \$34.50. Like New \$26.50. Power Supply 110 V. AC. Wired \$8.50.

### ARC-5/R28 RECEIVER




2-meter Superhet. 100 to 110 Mc in 4 crystal channels. Complete with all 11 Tubes. BRAND NEW \$24.45. 110V AC Power Sup. Kit for above \$9.75.

### ARC-5/T-23 TRANSMITTER



100 to 110 Mc Includes 2-832A, 2-1625 Tubes. BRAND NEW \$21.50. SPECIAL limited quantity ARC-5/T23 xmitters. OFFER! Excellent Used, less tubes \$5.95. MD-7 MODULATOR for T-23, complete with 4 tubes. LIKE NEW \$9.95.

### ARC-5 MARINE RECEIVER-TRANSMITTER



Navy Type Comm. Receiver 1.5 to 3 Mc BRAND NEW with 6 tubes \$16.95. Navy Type Comm. Transmitter 2.1-3 Mc BRAND NEW with 4 tubes and Xtal MODULATOR for above, new with tubes \$12.45.

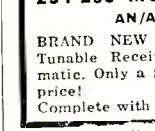
### SCR-274 COMMAND EQUIPMENT

Type	Description	Used	Like New
ALL COMPLETE WITH TUBES	.....	.....	.....
BC-454	Receiver 190-550 KC	\$12.95	\$14.95
BC-454	Receiver 3-6 Mc.	9.45	12.45
BC-450	3-Receiver Control Box	1.29	1.75

### 110 Volt AC Power Supply Kit for all 274-N and ARC-5 Receivers. Complete with metal case, instructions. Complete with metal case, instructions, tested, ready to operate \$11.50. SPLIT TUNING KNOB for 274-N and ARC-5 RECEIVERS. Fits BC-453, BC-454 and others. Only \$4.95.

### BC-457 TRANSMITTER 4-5.3 Mc. complete with all tubes and crystal. BRAND NEW \$7.85. BC-458 TRANSMITTER—5.3 to 7 Mc. Complete with all tubes and crystal. BRAND NEW \$9.75. BC-459 TRANSMITTER—7-9.1 Mc. complete with all tubes and crystal. BRAND NEW \$13.95. ARC-5/T-19 TRANSMITTER—3 to 4 Mc. BRAND NEW complete with all tubes & crystal \$10.95. BC-456 Modulator. USED 3.45. NEW 5.95. BC-457 Transmitter Control Box. 1.25. NEW 1.49. ALL ACCESSORIES AVAILABLE FOR COMMAND EQUIPMENT.

### 234-258 MC RECEIVER



AN/ARR-2  
BRAND NEW 11-tube UHF Tunable Receiver with schematic. Only a few at this low price! Complete with tubes \$8.88.

Send No. on Address on Post Card for FREE CATALOG of Wonderful Surplus Buys!

## IMPORTANT NEW SAMS BOOKS

### "101 More Ways to Use Your Scope in TV"




Here is the sequel to Bob Middleton's first book on the subject, prompted by the insistent demand of readers for still more of the unique and practical help found in the popular "101 Ways" series. This working guidebook for the service technician or for any scope user, stresses the proper interpretation of observed waveforms. Specifies equipment needed, connections required, procedure and evaluation of results for each use. Special notes supplement the uses described. Profusely illustrated. \$250 180 pages; 5½ x 8½". Only.....

### "Electronics For The Beginner"

This book derives from the author's own experiences in helping his teenage son understand this fascinating subject and rewarding hobby. (Jay Stanley, the writer, is a frequent contributor to leading electronics magazines.) Profusely illustrated, the book includes 15 chapters which progressively introduce the newcomer to the basic fundamentals of constructing electronic devices, such as a "one-hour radio," a pocket radio, a home broadcaster, short-wave tuner, etc. The book is unique in that all the projects described make use of transistors rather than vacuum tubes. This is without doubt the most readable, up-to-date and best book of its type available. 192 pages; 5½ x 8½", hard-bound. \$395 Only.....



### "Servicing Transistor Radios" Vol. 5



The latest volume in this best-selling series; complete data on popular transistor model radios produced in 1958-59. You get the famous Sams Standard Notation Schematics, with Circuit Trace used throughout; full photo views of each chassis; complete alignment data; full replacement parts data—everything you need to be successful in fast-growing transistorized radio servicing. Includes valuable section on special techniques for servicing transistor circuits. With cumulative index for all volumes in the series. 160 pages; 8½ x 11". Only..... \$295

### "Video Speed Servicing" Vol. 4

Newest volume in Sam Marshall's valuable series. Consists of 456 practical troubleshooting hints for solving hard-to-find faults in many late model TV receivers. All models are indexed by brand name, model and chassis number for quick reference. Each hint is accompanied by an explanatory diagram or schematic. An invaluable shop reference; a real time-saver. 160 pages; 8½ x 11". Only..... \$295



## HOWARD W. SAMS & CO., INC.

Order from your Sams Distributor today, or mail to Howard W. Sams & Co., Inc., Dept. D-10, 1720 E. 38th St., Indianapolis 6, Ind.

Send me the following books:

- "101 More Ways To Use Your Scope" (TEM-7)
- "Electronics For The Beginner" (BHJ-1)
- "Servicing Transistor Radios" Vol. 5 (TSM-5)
- "Video Speed Servicing" Vol. 4 (VSM-4)

\$..... enclosed.  Send Free Book List

Name.....

Address.....

City..... Zone..... State.....

(outside U.S.A. priced slightly higher)



WITH business management drawing as much of the service dealer's concern as it does these days, the last word on that subject is not likely to be said for a long time. Nevertheless, the *General Electric Co.* comes as close to the last word as one may wish in a new package entitled "Profitable Service Management." The package consists of two volumes, a long-playing record, and a work book. The attractively prepared volumes are entitled "Sound Business Practices" and "Selling Electronic Service." The disc is called "Sounds of Success."

While these materials contain some interesting new ideas, much of the contents consists of things we have heard many times before. What, then, makes this set so distinctive? The package is set apart by the manner in which it was compiled, its obvious first-hand authenticity, and the specific applicability of its information.

Rather than re-hash the reams of business-management material that has already been printed, some of it valid and some of it untested, *G-E* went to an expert, Dr. John K. Pfahl, who is Associate Professor of Business Organization at Ohio State University. The business course was developed from a combination of Dr. Pfahl's specialized knowledge and genuine, grassroots research. To prepare it, successful service dealers throughout the country were interviewed. What better source do we have for the right techniques than the people who have proved they are using these methods?

The text on business practices covers such matters as expansion planning, pricing, cost analysis, inventory, record-keeping, taxation, and cash planning. The volume on selling deals with attracting new business, keeping old business, and promotion. Seasonal planning, special offers, advertising, and market research are some of the specific items. As part of the latter, an impressive county-by-county breakdown of TV and radio ownership for every state of the union (including Alaska, Hawaii, and the District of Columbia) is included. The recording contains intelligently edited excerpts from interviews with 30 successful dealers throughout the nation.

One of the best things about the management course is that, despite its thoroughness and wealth of clearly presented specific material, it is not inflexibly dogmatic. It recognizes that no two establishments in this single field of ours are identical and allows for this difference. In other words, you, rather than the books, make the de-

isions to suit your own situation. But it would be hard to find a better outside source for putting you in the best position to make those decisions for yourself.

The recording is a good illustration of this point. The original taped interviews were, no doubt, somewhat random in nature despite the fact that they were conducted by skilled interviewers. However, they are excerpted and reorganized most intelligently. To take a specific case, all comments made about advertising in the interviews have been grouped together to form a pattern. We have all heard the promotion techniques discussed (handbills, mail pieces, newspaper ads, listings in the yellow pages, and so on). But some techniques work better for some businesses than others. You may hear one fellow's comments on *why* he thinks phone-book advertising has been one of his most useful tools, and another fellow's opinion as to why it is not much use to him, but why something else is just the thing for his situation. Less important than the well-known methods are the reasons for their success or failure, if you are to evaluate their potential for you analytically.

The books also make you ask yourself questions. Why are you in business for yourself? How much should you expect to make? How can you tell? The ways of finding the answers rather than the answers themselves are there. We wonder how many dealers who believe they know exactly what they are doing will get a few surprises.

The work book includes short-answer tests to be filled out and mailed back to *G-E*. In return the manufacturer sends you a certificate of achievement that may make a nice impression on customers if you display it. More important, it is an inducement to make sure that the useful books get read. They are not large volumes, and they read easily.

How do you get the course? It is "being offered through authorized *General Electric* electronic parts distributors." What the terms and conditions are, we have not yet been told. If your distributor can't give you all the details as yet, we suggest you write to Advertising and Sales Promotion, *General Electric Co.*, 316 E. Ninth Street, Owensboro, Ky.

### Ohio Convention

On Sunday April 3, TESA-Ohio holds its state-wide convention at the Zane Hotel in Zanesville. Action begins at 9 a.m., with well over a hundred service people expected to show up. Mem-

bers of all service associations, as well as all other dealers and technicians, are invited to attend. This state group, a member of NATESA, was formed five years ago to coordinate the activities of the many local groups in Ohio.

#### Texas Publication Change

Readers of "SARTA News," official monthly of the San Antonio Radio and Television Association, will be sorry to hear that this successful paper is out of operation. However, the gap will be filled by the newly formed "TEA Times," which will cover the entire state of Texas. The "Times" will include all local news for San Antonio and other cities, as well as state matters. Accordingly the San Antonio local of TEA has elected to concentrate publication efforts in a single, strong state organ. "SARTA News" readers who have not begun to get copies of the "TEA Times" can be put on the mailing list by writing to Leonard Smith, 1105 May St., Ft. Worth, Tex.

#### Cincinnati Licensing

Sometimes the fastest way to get results is to slow down. Thus Joe Barg, executive director of TESA-Cincinnati, is moving to withdraw a proposed license ordinance from consideration by the city council. The reason is to get the broadest possible support from all segments of the industry on the best possible law.

The action was taken at a heavily attended meeting called by the Master TV Servicemen's Association. A committee to study and formulate the best possible license bill was set up to include representatives of many interests including, among others: independent service, manufacturers, jobbers, the University of Cincinnati, the BBB, broadcast stations, and technical schools. There appears to be little disagreement on the need for a law. The only problem seems to be that of developing an effective one that will satisfy all interested parties, ensuring widespread backing.

#### New York Elections

New officers of TSA of Northeastern New York for 1960 include Lou Ristau, president; Henry Szypulski, vice-president; Warren Baker, secretary; Robert Froehlich, treasurer; and Peter Halstead, sergeant-at-arms.

The Western New York Electronics Guild has also installed its top men for this year. Fred Ditondo succeeds himself as president. Other officers are Lester Marschall, vice-president; Clarence Thielke, treasurer; Elmore L. Bement, secretary; and James Archibald, sergeant-at-arms.


In addition to these, Harold Lance and Jack McDonough were elected to the Guild's executive committee. The new officers were installed at a special dinner by New York State Assemblyman George Dannebrock. The association's current mailing address is that of Secretary Bement, 22 Kerns Avenue, Buffalo 11, N. Y.

-30-

## "PHOTOFACTS are the backbone of my business—

I believe without them I would be unable to operate. When it comes to repairs and ordering parts, I can find no quicker reference."

—Robert W. Whited  
Herndon, Va.



## Service Technicians! YOU EARN MORE... YOU RATE with the public when you own the PHOTOFACT® service data library!

You enjoy maximum earnings as the owner of a complete PHOTOFACT Service Data Library! It's inevitable, because no matter how expert you are, you can always *save more time on any job, get more jobs done daily—EARN MORE, DAY IN AND DAY OUT...*

What's more—as the owner of a complete PHOTOFACT Library, you know your customers' sets *best*. You can actually show each customer you have the PHOTOFACT Folder covering his very own set. Result: You command public respect and acceptance which paves the way to more business and earnings for you.

#### HOW TO STAY AHEAD...

Yes, the truly successful Service Technicians are those who own the complete PHOTOFACT Library, who can meet and solve any repair problem—faster and more profitably. And these men *keep ahead* because they're on a Standing Order Subscription with their Distributors to receive all new PHOTOFACTS as they are released monthly. (They're eligible for the benefits of membership in PEET, too—see below!)

For PHOTOFACT Library Easy-Buy Plan details and Standing Order Subscription, see your Sams Distributor today, or write to Howard W. Sams...



**BIG NEW PLUS!**  
get the details

If you now own a PHOTOFACT Library, you can apply for membership in the powerful new "PEET" program, designed to build prestige and business for the Service Technician who qualifies. Ask your Sams Distributor for the "PEET" details, or mail coupon today!

**HOWARD W. SAMS & CO., INC.**  
1724 E. 38th St., Indianapolis 6, Ind.

Send me full details on the new "PEET" Program. Include full information on the Easy-Buy Plan and Free File Cabinet deal.

I'm a Service Technician  full-time;  part-time

My distributor is \_\_\_\_\_

Shop Name \_\_\_\_\_

Attn: \_\_\_\_\_

Address \_\_\_\_\_

City \_\_\_\_\_ Zone \_\_\_\_\_ State \_\_\_\_\_

# Advance STEPPING RELAYS!

Resettable 12 VDC coils, 3 deck, 10 pos. \$8.95  
w/add. 1A & 1B contact at reset position  
16 deck, 22 position. \$22.50

## POWER SUPPLY KIT!

Pri. 115V, 60 Cy. Sec., 400-0-400 @ 200 ma., 6.3V @ 4 amp., 5V @ 2 amp., 8 by choke, (2) 8 mfd., 600 V oil condensers. Kit \$7.50

## M A R Power Supply

115 V, 60 cye. input 12-14 VDC, 2 Amp. output filtered and fully housed. SPECIAL \$8.95

## ★ ★ POWER TRANSFORMERS ★ ★

117 V. Pri., 800 VCT., 350 Ma.; 6.3 V., 7.5 Amps; 5 V., 6 Amps. \$7.69  
720 VCT., 200 Ma.; 12.6 V., 3 Amps; 6.3 V., 10 Amps; 5 V. 3 Amps. \$3.95  
1000 VCT. 200 ma.; 6.3 V. @ 4 amps; 5V @ 3 amps. \$6.45  
1200 VCT. 600 ma.; 6.3 V. @ 30 amps, 5V @ 12 amps, Xtra 6.3 & 5V windings. \$12.50

## — TRANSFORMER Buys!! —

ALL WITH 115 VOLT PRIMARY!  
6.3 V SEC. 1 Amp. \$1.25 6.3 V SEC. 15 Amp 3.95  
6.3 V SEC. 4 Amp. 2.29 CT 12 V SEC. 1 Amp. 1.19  
12 V SEC. 2 Amp. 1.49 12 V SEC. 1 Amp. 1.19  
24V SEC 1 Amp. 1.59  
Step up/down Transformer 110 V-220 V 10 Amp. 9.95  
Primary 115, sec. 6 V-7 V-8 V, 75 VA. Kit \$17.75  
Plate 3100 VCT 300 Ma. \$17.75

## ★ ★ RELAYS! RELAYS! RELAYS! ★ ★

110 VAC DPDT... \$2.75 Sigma 3 200-ohm SPDT 2.45  
110 VAC DPDT, Ceramic-Leach... 3.45 24 VAC SPDT Sigma w/transformer for 110 VAC 1.65  
12 VDC DPDT... 1.35 16,000-ohm plate, Will operate on 500 Mma 3.95  
24 VDC, 4 PDT... 2.95  
24 VDC, DPDT w/dust cover... 2.45  
6 VDC SPDT... 1.35

## LARGE STOCK AC, DC RELAYS!

## SOLENOIDS

115V 60 cye. cont. dty. 22 lb. pull... ea. \$5.75  
18 lb. pull... ea. \$4.75 8 lb. pull... ea. 2.30

## Chokes—Fully Cased

6 by 100 Ma... \$1.29  
22 by 100 Ma... 2.59  
20 by 110 Ma... 2.10  
8 by 200 Ma... 1.69  
10 by 200 Ma... 2.75  
10 by 350 Ma... 3.95  
20 by 300 Ma... 7.95

## 3 or 4 Wire Telephone Coiled Cords (or specify) Hvy. duty. Each... 99c (6 for \$5.50)

## RG CO-AX CABLE—UG CONNECTORS

58/U, 100-ft. lengths... \$4.75  
59/U, 100-ft. lengths... 4.75  
SO 239 connectors... 3 for 1.25  
PL 259A connectors... 3 for 1.25  
M 359A connectors... 3 for 1.15  
Adaptors for 58/U or 59/U... 22c ea.

## OIL CONDENSER BARGAINS

2 Mfd 600 VDC... \$0.45 8 Mfd 1500 VDC... 3.25  
4 Mfd 600 VDC... .69 3 Mfd 2000 VDC... 2.75  
8 Mfd 600 VDC... .90 2 Mfd 2500 VDC... 2.25  
10 Mfd 600 VDC... 1.10 1 Mfd 3000 VDC... 1.75  
15 Mfd 600 VDC... 1.90 2 Mfd 4000 VDC... 5.75  
16 Mfd 600 VDC... 1.75 3 Mfd 4000 VDC... 7.50  
25 Mfd 600 VDC... 3.25 1 Mfd 5000 VDC... 4.10  
1 Mfd 1000 VDC... .55 2 Mfd 5000 VDC... 8.75  
2 Mfd 1000 VDC... .69 2 Mfd 6000 VDC... 12.75  
15 Mfd 1000 VDC... 2.95 2 Mfd 10000 VDC... 16.95  
4 Mfd 1500 VDC... 1.95 1 Mfd 12500 VDC... 18.95  
3 Mfd 1500 VDC... 3.25

## ELECTROLYTICS

1500 mfd., 80V... \$1.59  
8000 mfd., 25V... 3.25  
2000 mfd., 15V... .79  
SPECIAL 10 for \$6.00

## JENNINGS VACUUM CAPACITOR

25 mmfd., 10 KV... \$7.19

## S-A-L-E! PANEL METERS!

1" METERS  
0-500 Micro-amps... 3.50  
0-1 ma... 3.50  
0-100 ma. RF... 3.25  
0-3 amps RF... 3.25  
0-5 amp DC... 3.25  
0-15 amp DC... 3.25  
0-15 VAC... 3.25  
0-300 VAC... 3.25  
0-7.5 VDC... 3.25  
3" METERS  
0-7.5 VAC... 3.25  
0-15 VAC... 4.45  
0-150 VAC... 4.25  
0-1 Mill... 4.25  
0-5 Mills... 3.25  
0-100 Mills... 3.45  
0-200 Mills... 3.95

## ★ ★ SELENIUM RECTIFIERS ★ ★

—FULL WAVE BRIDGE—  
130/110 VAC input 30/24 VAC input  
150 mills... \$1.25 1/2 Amp... \$1.19  
200 mills... 1.75 2 Amp... 2.11  
300 mills... 2.50 5 Amp... 4.95  
500 mills... 3.50 7.5 Amp... 6.45  
12 Amps... 19.75 10 Amp... 7.50  
GERMANIUM RECTIFIERS 20 Amp... 12.95  
30/24V input, 30 amps... \$23.95

## AN 131-A ANTENNA

10 ft. 6 in. collapsible to 17" sections. 89c

## HOLTZER-CABOT MOTOR

RBC 2510, 3400 RPM, 110 V, 60 Cye., 9W, 3/16" shaft, w/condenser... \$8.95 (supply limited)

Min. Order \$3.00—25% with order F.O.B. New York 10 DAY GUAR. PRICE OF MDSE. ONLY

## Advance Electronics

6 West Broadway • New York 7, N. Y. • Rector 2-0270

# Room Acoustics for Stereo

(Continued from page 62)

ration of Fig. 24B is really "off base." Both speakers are immediately adjacent to large open spaces at their sides and backs. This rather destroys any effective acoustic backing to re-project the sound into the listening area. This open area acts somewhat as an absorption area, thus the sound "throw" back into the room is stifled, rather than projected. We thus lose some of the liveliness of the concert proscenium that we want to give the room the "concert hall" feeling.

To briefly examine the last criterion (e) where the listener should be in a generally "soft" acoustic location with some controlled liveliness, this is readily taken care of by acoustic treatment involving drapes or acoustic tiles, in proper proportion to the bare plastered wall areas in the listening sector.

Let us now reverse the relative location of speakers and listeners in the room, putting the speakers near the corner area and the listeners at the open apex of the room, as shown in Fig. 24C. This latter suggestion may limit, or somewhat restrict, the number of permanently placed chairs but it does have certain acoustic advantages in keeping with the earlier enunciated principle of good listening room practice.

First, the speakers will be near a corner area of the room which not only enhances the lows but minimizes the creation of bothersome standing waves. Second, the corner itself may be kept fairly live due to the glass and plastered area behind the speakers; this gives a "stage" liveliness to the sound source. Finally, the listener is in a rather open area where he is neither too close to excessive absorption which would deaden the sound nor yet too close to reflective surfaces which would cause excessive liveliness directly at the ear. Despite these obvious acoustic advantages, the awkwardness of the seating arrangement and its limited stereo balanced area warrant exploration of still another room arrangement.

## Decor May Unbalance Room

As far as the home decorator is concerned, the upper right-hand corner of the room (Fig. 24D) would seem to be a natural location for either a corner settee or lounge chairs and, without a doubt, such upholstered furniture will show up in this area. This area, then, may accommodate at least three to five persons in comfort. The central listening direction for this group will go diagonally across the room. The first thing we can do is put the speakers on either side of the dividing line and oriented towards the listening area.

Although we have physically balanced the listening area with the speakers, the room is far from being acoustically balanced on either side of the axis. Let us examine this unbalance and then correct it. On the left we

have a plastered wall and a window section which produces a live condition. On the right we have a large open space leading off into the dining "L" which, because it is an open area, acts as an absorption area dependent on its own wall treatment. For the fortunate ones who live in southern climes, or even for northerners during the summer months, there is a quick and simple solution to this problem. If we simply open the casement windows in the corner we will have introduced considerable absorption into this live corner area, probably enough to equal the open area of the dining "L" on the opposite side of the listening axis. By this expedient, we may balance the room acoustically (provided the neighbors don't object). The preferred alternative is, of course, to acoustically "soften" this corner and "harden" the opposite open area.

Dealing first with the corner, we have a choice of draping the area and/or using acoustic tiles. The drapes will probably border the window and run from the ceiling molding to the floor. A spread of a couple of feet of drape on either side of the window will usually not suffice and probably acoustic tiles will have to be employed as well. Such tiles will not only help the acoustic situation but will add acoustic "finesse" to the room. Tiles placed above the window areas on both side and back walls and extending to the ceiling will remove much of the sound splash from the corners. The combination of acoustic tiles above the windows and the drapes on either side will go a long way toward softening the walls and corner.

If after making these adjustments to the corner wall area, we find we apparently hear more sound from the adjacent wall than from the opposite direction, then we will want to provide some reflective surface in that open area near the dining "L." For the modern homemaker a folding door across the dining "L" will not only enhance the appearance of the room but, when expanded across the area, provide a fair amount of acoustic reflective surface that will live up that side of the room to balance the opposite corner.

As an alternative, a simple wood-paneled folding screen can be placed across the open area to add considerable acoustic "splash" and thus live up the sound coming to the listening area from this section.

It would, of course, be impossible to outline all possible solutions to all room layouts. The examples just given, however, illustrate the general method of approach, first through determining the over-all acoustic condition of the room, then by adjusting it, when necessary, by the proper addition or removal of absorption material and, finally, by making symmetrical the acoustic condition of the room on either side of the listening axis.

## The Coupled Room

We mentioned earlier that we would

have something to say about "coupled areas." The problem, it will be recalled, came up during the initial discussion concerning the reverberation characteristics of the room of Fig. 23. In making the calculations we did not include the kitchen area on the grounds that it was a "coupled area." Now this simply means that, for acoustic absorption purposes, the surfaces of this room *cannot* be considered as direct extensions of the surfaces of the larger room. They are, in fact, not part of the main room but elements of a new room which, through the narrow archway or doorway, connects with or is coupled to the main room. The smaller room becomes an acoustic entity in itself—with its own reverberation characteristic and, more important, its own resonances. See Fig. 25.

The "coupled room" does make itself felt, however, not so much in terms of reverberation but in terms of reflected resonances. If a sound in the main room has a frequency component (in the low end of the audio spectrum) such that its wavelength is close to one of the dimensions of the smaller room, then this small room will be acoustically excited through the coupling door area, will then go into self resonance, and finally reflect the built up resonance condition back into the larger room.

The end effect of the "coupled" room will not be one of reverberation time but one of imposing a virtual resonant condition back into the listening room. The remedy for this is to see that any coupled room is itself treated so that no one axis of the room can be excited into resonance or to provide isolating panels or doors that will effectively destroy the common coupling area between the two rooms.

Once these stereo acoustic matters have been resolved, we are left with the one basic conflict that is as old as high-fidelity itself—the conflict between room decor and loudspeaker enclosure design. Shall we say (in a very small voice), Down Decor! Up Stereo?

-30-



"I'd like to see something that requires smaller payments."

April, 1960




Spring Special!  
Limited time  
Only!

SAVE  
\$3<sup>20</sup>

Get a 1 year subscription to both of these magazines

with purchase of any one of these

Weller® POWER TOOLS



Popular Homecraft and Home Craftsman are the leading magazines in the do-it-yourself field. Both are full of ideas for fixing and making things. They feature home workshop projects with photographs, plans and blueprints—and a host of money-saving tips on home improvement. Regular subscription price, \$3.20 a year. Subscription cards included in tool cartons. Special offer expires June 15, 1960.

**PROFESSIONAL SOLDERING GUN**—The same heavy duty, 250-watt gun used by electronic servicemen the world over. Just pull the trigger—tip heats instantly and twin spotlights flick on to illuminate your work. Tip has long reach and can be bent to get into difficult places. MODEL 8250A **\$12<sup>95</sup>**  
Both magazine subscriptions included

**POWER SANDER**—Big 25 sq. in. sanding surface and 14,400 strokes a minute get jobs done fast and easy. Straight-line action never bucks, twists or scars the surface. Goes all the way into corners and under low places. Assorted sandpaper and polishing cloth included. MODEL 700 **\$16<sup>95</sup>**  
Both magazine subscriptions included

**SABRE SAW**—A portable saw that makes every kind of cut through plywood, composition board, plastics, aluminum, etc. Even makes its own starting hole for inside cuts—no need to drill. Exclusive strain-relief feature prevents breakage. 3 different blades included. MODEL 800 **\$19<sup>95</sup>**  
Both magazine subscriptions included

AT YOUR ELECTRONIC PARTS DISTRIBUTOR Weller Electric Corp. Easton, Pa.

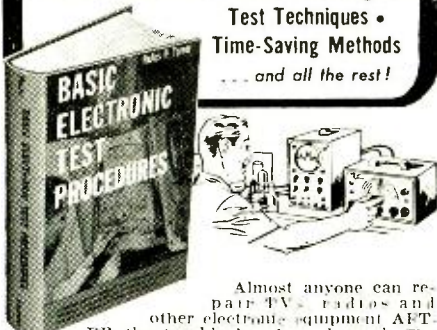
**MAIL ORDER HI-FI**  
You can now purchase all your Hi-Fi from one reliable source and be assured of perfect delivery. Carston makes delivery from NY stock on most Hi-Fi Recorders and Tape within 24 hours. SEND US A LIST OF YOUR HI-FI REQUIREMENTS FOR OUR WHOLESALE QUOTATION and our FREE wholesale catalogue.  
**CARSTON STUDIOS**  
125-TD East 88 St. New York 28, N.Y.

**TAPE RECORDERS**  
**HI-FI COMPONENTS SLEEP LEARN KITS**  
MERITAPE Low cost, high quality recording tape, in boxes or cans. **UNUSUAL VALUES FREE** 1960 Catalog  
**DRESSNER**, 69-02 RA, 174 St., Flushing 65, N.Y.

**ENGINEERING DEGREE IN SCIENCE MATH 27 or 36 MOS.**  
Accelerated year-round program prepares for early employment in fields of Science and Engineering. Regular 4-year program for B.S. Degree completed in 36 months; special engineering degree program in 27. Classes start quarterly—June, September, January, March. Quality education. Graduates employed from coast to coast. Government approved for veteran training. Students from 50 states, 40 countries, 20 buildings; dorms, gym. Campus. Save time and money. Earn board while studying. Write for catalog and complete information.  
940 E. Washington Blvd., Fort Wayne 2, Indiana  
**INDIANA TECHNICAL COLLEGE**

# NOW! A down-to-earth guide to MODERN TEST PROCEDURES

Alternate Test Methods • Cautions • Correct Instrument Usage • Readings • Connections and Control Settings • Test Techniques • Time-Saving Methods ... and all the rest!



Almost anyone can repair TV, radios and other electronic equipment AFTER the trouble has been located. The trick is to know how to spot troubles in the first place—and that means knowing how to use instruments fast and accurately. Actually, it's amazing what you can do with only a few instruments—providing you know how to use different kinds for the same job; how to select the right ones; where to use them; how to connect them into circuits; how to set controls; how to read them; and how to follow professional test procedures every step of the way. And that's exactly what this new 316-page book with its more than 190 how-to-do-it pictures, procedure sketches and pattern designs teaches you.

## IT'S WHAT YOU KNOW ABOUT USING INSTRUMENTS THAT COUNTS!

BASIC ELECTRONIC TEST PROCEDURES by Rufus Turner helps you learn to troubleshoot any circuit, equipment or component in half the usual time. Covers different methods of doing specific jobs. For instance, you learn to check distortion by the scope, rejection filter, harmonic-distortion meter, wave analyzer or audio oscillator methods. You learn to make resistance measurements with a current-meter, a volt-ammeter, a volt-meter, an ohmmeter, or via the bridge method . . . and so on.

Subjects include current checks; power, capacitance, inductance, resistance, AF, RF, phase, distortion, and modulation measurements; tube and semi-conductor testing; audio amplifier tests; sensitivity, RF gain, fidelity, AVC voltage, operating voltage checks, etc.; visual alignment techniques—even transmitter and industrial electronic measurement procedures. Price only \$6.50.

### CONSIDER OSCILLOSCOPES for instance!

Simplified explanations of modern oscilloscope techniques show how to use your scope as a volt-meter, current meter, variable frequency oscillator, etc., or for making RF, phase or AM measurements; for distortion and deflection checking; square wave testing; visual AM and FM alignment and for many other jobs. Every detail is explained—from making connections to analyzing patterns.

### INDUSTRIAL ELECTRONICS, too

STILL ANOTHER BIG FEATURE is the book's usefulness in acquainting you with industrial electronic test techniques — including testing non-electronic phenomena such as strain, pressure, etc.

### PRACTICE 10 DAYS . . . FREE!

Dept. RN-40, RINEHART & CO., INC.  
232 Madison Ave., New York 16, N. Y.

Send BASIC ELECTRONIC TEST PROCEDURES for 10-day FREE EXAMINATION. If I decide to keep book, I will then send you \$6.50 plus a few cents postage in full payment. If not, I will return book postpaid and owe you nothing. (SAVE! Send \$6.50 with your order and Rinehart pays the postage. Same 10-day guarantee with your money promptly refunded if you're not more than satisfied with book.)

NAME.....

ADDRESS.....

CITY, ZONE, STATE.....

OUTSIDE U.S.A.—Cash with order only. Price \$7.00. Money back if book is not as good as 10 days.

## Audio Distortion Meter

(Continued from page 59)

level, the reading on the audio distortion meter will be very low. It will probably be just slightly higher than the reading obtained with the two inputs connected together. If the amplifier is defective, however, the meter reading will be quite high. Now various checks and changes can be made to the amplifier under test, noting the changes and improvement (we hope) in the distortion level.

Since the distortion meter requires a signal of approximately one volt to simulate normal signal level of the amplifier under test, it may be necessary to use the circuit shown in Fig. 6. This effectively allows the amplifier under test to have any signal level that it requires yet also allows the distortion meter to have a constant but higher input signal level that it requires.

The distortion readings just obtained are relative readings, that is, they compare one distortion level with another. The reading does not tell the percentage of distortion. The actual percentage distortion in an amplifier may not be of any real interest if the audio distortion meter is intended mainly for service work. Similarly, percentage distortion is of little use in maintaining hi-fi system quality. In this case comparative readings can be made at regular intervals and any increase in distortion noted promptly.

However, the audio distortion meter can be readily adapted to the task of measuring the percentage distortion present in an amplifier but requires the use of either an a.c. v.t.v.m. or a calibrated oscilloscope. The distortion percentage in an amplifier is 100 times the ratio of the distortion voltage to the total output voltage. Expressed mathematically, this is: % distortion = 100 (E distortion/E output).

For such measurements an additional set of terminals should be brought out to the front panel. These are shown dotted in the diagram of Fig. 1. These terminals allow the measurement of distortion voltages present in the amplifier.

To measure percentage distortion with the aid of the audio distortion meter, the equipment should be set up in the same way as for relative distortion measurements, covered earlier. Adjust the distortion meter for a null with both the amplitude and phase balance controls as before. Now measure the voltage with an a.c. v.t.v.m. or calibrated scope at the terminals just added for this purpose. Now remove the signal from the "A" input by removing the leads to the terminals. Do not touch any of the controls. Now measure the voltage at these same terminals. The ratio of these two voltages multiplied by 100 will be the percentage distortion present in the amplifier. This is in accordance with the formula for percentage distortion given earlier.

## APRIL SHOWERS OF SURPLUS

### RECORDING BLANKS

16" Recording Blanks. Make your own Recordings. Aluminum base, lacquered both sides. Price 50c each. All New Stock . . . . . Ea. \$3.00  
Package of 100 . . . . . \$27.50

### DIAL TELEPHONES

French type phone made by Com. Tel. & Tel. Can be used for standard extension phone. With Dial. Excellent Cond. . . . . Ea. \$4.95

### LOW VOLTAGE TRANSFORMER

This Transformer produces 6, 7, or 8 Volts, AC 20 Amps. Input 115 Volt, 60 Cycles. . . . . Ea. \$2.95  
4 for \$10.00

### RESET COUNTERS

Unit Counter, changes by one digit. Reset: 000 to 999. Ideal for counting tubes, wire coils, Transmitters and Central Counting Work. Size is small 1 1/4" x 1 1/4" x 1 1/4" . . . . . Ea. \$2.50

### REVERSIBLE MOTOR

1/40 H. P. Ball-bearing 3450 RPM in Blast-proof case. Needs only a capacitor for starting. All Brand New. 1 1/2" x 1 1/2" x 1 1/2" Cx. Special Low Price. . . . . Ea. \$3.95  
Starting Capacitor . . . . . \$0.48 Ea.  
WGT. Approx. 8 Lbs.

### RECORDING WIRE

Magnetic Recording Wire on 3 1/4" Diam Alum Spool. 1 Hour Recording Time. Will fit most wire recorders or wire can be re-spooled on your own Spools. All new. \$1.50 per Roll. Four Rolls . . . . . \$5.00

### MID RANGE DRIVER

Racon Revus-B similar to PM 615 Operating Watts 30; Peak Watts 60; Frequency Response 90-7000 cycles, 15 ohm VC Imp., 1 7/16 mounting. . . . . Ea. \$6.95  
Inching, \$50.00 Value. All New.

### CODE PRACTICE OSCILLATOR

Type TG-5 Code Oscillator provides 1000 Cycle tone for practice. Use two units for transmission over wire between 2 points. Uses 1-22 1/2 Volt Battery actuated and will follow a Ditz. All New Complete and 2 Flashlight Batteries. Tone Oscillator is relay with single Earphone. Less batteries. . . . . Ea. \$7.50  
Set of batteries for above . . . . . \$2.00

### HEADSETS

Trimm, 8000 ohms H. P. Headsets with 4 Ft. Cord. All NEW. . . . . Ea. \$3.50

See our previous ad for Special Surplus Items. All prices F.O.B. S. F., Calif. orders add 3% Sales Tax, 20% Dep. on all C.O.D.'s. Purchases under \$5.00 send full amount. Items subject to prior sale.

**STANDARD SURPLUS**  
1230 Market St., San Francisco 3, Calif.  
Telephone HEmlack 1-3106

## SURPLUS



### SILICON RECTIFIERS

1N1446	.750 amp.	100 volts	.65
1N1447	.750 amp.	200 volts	.75
1N1448	.750 amp.	300 volts	.85
1N1449	.750 amp.	400 volts	1.00
1N1551	1 amp.	100 volts	.80
1N1552	1 amp.	200 volts	.95
1N1553	1 amp.	300 volts	1.10
1N1554	1 amp.	400 volts	1.25
1N05K7	25 amp.	50 volts	2.50
1N1454	25 amp.	100 volts	3.00
1N1455	25 amp.	200 volts	3.50
1N1456	25 amp.	300 volts	4.00
1N1457	25 amp.	400 volts	4.50
1N05M7	35 amp.	50 volts	3.00
1N1458	35 amp.	100 volts	3.50
1N1459	35 amp.	200 volts	4.00
1N1460	35 amp.	300 volts	4.50
1N1461	35 amp.	400 volts	5.00
1N05R7	75 amp.	50 volts	9.00
1N1466	75 amp.	100 volts	10.00
1N1467	75 amp.	200 volts	11.00
1N1468	75 amp.	300 volts	12.50
1N1469	75 amp.	400 volts	14.00

NO C.O.D.'s. REMIT FULL AMOUNT WITH ORDER.

**C & H SALES CO.**

2175 Colorado St., Pasadena 8, Calif.

# Citizens Radio DX Not Permitted

Amateur-type operation is definitely forbidden by FCC.

Editor's Note: The following material is excerpted from a recent release from the FCC. It should be of interest to all Citizens Radio operators, especially in view of the large number of violation notices that have been given out of late.

IT APPEARS that a number of licensees of Citizens Radio stations, particularly Class D stations, have either intentionally or mistakenly interpreted Part 19 of the rules to permit unrestricted use of the stations and amateur-type communications. It seems apparent, when you stop and consider the meteoric growth of this service and the limited number of frequencies available, that any substantial use of Citizens Radio stations for amateur-type or "rag-chewing" activities would create intolerable interference and defeat the Commission's purpose in establishing the service.

Further, although Citizens Radio stations are intended to communicate primarily with other units of the same station, when necessary for purposeful and substantive communications in connection with the business or personal activity involved, such station may communicate with other Citizens Radio stations. Under no circumstances, other than civil defense activities or similar emergencies, may they communicate with stations not licensed in the Citizens Radio service.

A licensee of a station in the Citizens Radio service should neither call nor answer distant stations which are located outside the local ground-wave coverage area of his station, nor should he relay messages from a distant station to either another distant station or a local station. Even within his local area he should refrain from communicating with other stations unless he has a definite and purposeful communication requirement. The practice of using a "test" call for the purpose of inviting "DX contacts" with unknown stations will be considered by the Commission to be subterfuge in lieu of the general call "CQ" and in violation of the rules.

In short, the Amateur Radio service is available to all persons who seriously desire to engage in amateur-type activities, and the Citizens Radio service was intended to provide the average citizen with a means to communicate by radio when necessary in the conduct of his personal affairs or business activities. If you are interested in using radio in a manner which is normal in the Amateur Radio service, you should obtain a license in that service and avoid misusing the privileges that might be granted under a Citizens Radio station license.

-30-



## TWO-WAY RADIO

communications equipment



VHF-FM FOR:

- MOBILE
- AIRCRAFT
- MARINE
- MOTORCYCLE
- PORTABLE
- BASE

VHF-AM FOR:

- AIRPORT VEHICLES
- GROUND STATIONS
- POINT-TO-POINT

VHF

- ANTENNAS
- REMOTE CONTROLS
- ACCESSORIES



# COMCO'S ALL NEW "580" FLEETCOM

## VHF-FM MOBILE RADIO




The new "580" is compact, light weight, has high performance, and features an original concept in Mobile equipment packaging by combining the control head, speaker, and transistorized power supply in one small easily mounted case assembly.

### FEATURES

- ★ HIGH PERFORMANCE... meets "split channel" technical requirements, all FCC and FCDA requirements.
- ★ FULL POWER OUTPUT... 35 Watts in 25-50 Mcs. 25 Watts in 144-174 Mcs.
- ★ BUILT-IN RELIABILITY... Preproduction Models field tested in 5 states and 3 foreign countries before starting production.
- ★ SMALL AND LIGHT WEIGHT... Chassis in case 13"x9 1/4"x5 1/2". Control-power Supply-Speaker case 5"x5"x3 1/4". Complete Mobile installations 24 lbs.
- ★ EASY TO INSTALL... "Two-unit" package so small most installations are under dash.
- ★ LOW COST... Complete mobile package

**\$398** f.o.b. factory

- ★ EFFICIENT... Transistor power supply gives high efficiency. Total standby drain 5.25 amp.
- ★ INTERCHANGEABLE CHASSIS... Mobile transmitter-receiver chassis instantly interchangeable with base stations in simplex systems.





**ATTENTION DEALERS!**  
Write for available territories



DESIGNERS AND MANUFACTURERS OF



**COMMUNICATIONS COMPANY, Inc.**

FOUNDED 1938      CORAL GABLES, MIAMI 34, FLORIDA

"580" series transmitter-receiver chassis.

## RADIO PARTS STORES & HI-FI SALONS!

Hundreds of dealers across the nation profit by selling ELECTRONICS WORLD each month to their customers. Are you one of them? ELECTRONICS WORLD helps build store traffic... keeps customers coming back month after month for the merchandise you sell—and, best of all, you earn a neat profit on each copy sold—No RISK INVOLVED.

So get details on selling ELECTRONICS WORLD, the world's largest selling technical electronics magazine. Or, order your copies now. Just use the handy coupon.

Direct Sales Department  
Electronics World  
One Park Avenue  
New York 16, New York

Att: Jerry Schneider

Send me ..... copies of ELECTRONICS WORLD for resale in my store each month. No risk involved on my part.

Send me details on selling ELECTRONICS WORLD in my store.

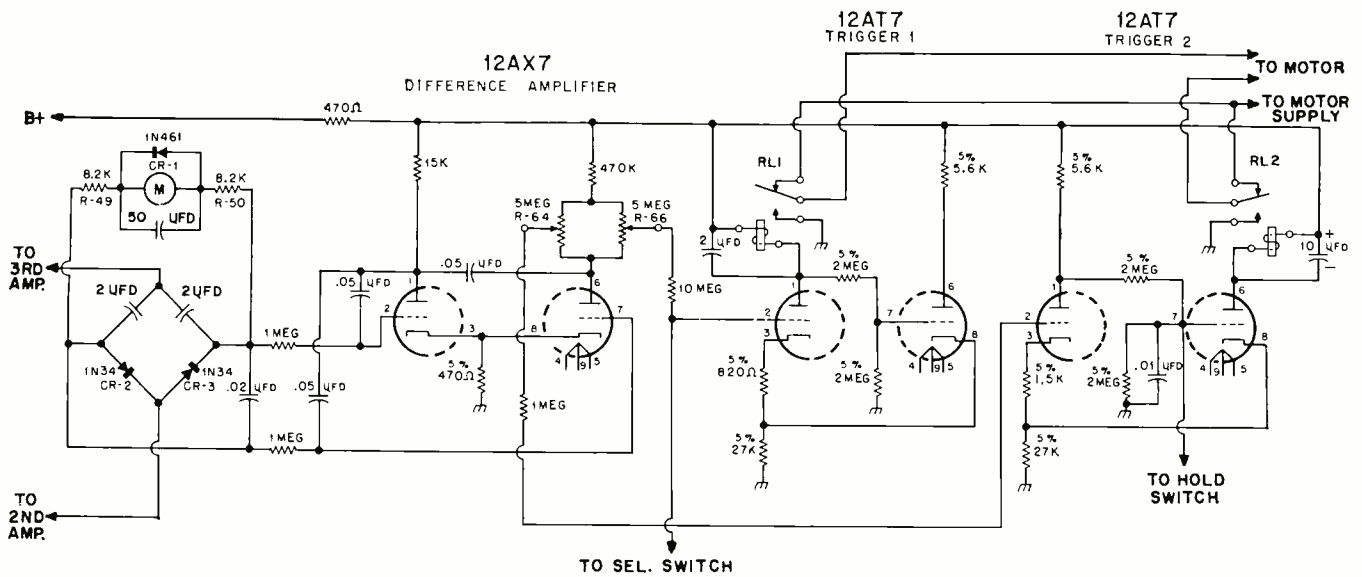
STORE NAME \_\_\_\_\_

ADDRESS \_\_\_\_\_

CITY \_\_\_\_\_ ZONE \_\_\_\_\_ STATE \_\_\_\_\_

SIGNATURE \_\_\_\_\_

EW 460



Partial schematic diagram of the a.c. v.t.v.m. showing the automatic range-selecting circuit that controls the motor. Front-panel lamps on meter show which of the 11 ranges has been picked.

# Automatic Range-Selecting Circuit for V.T.V.M.

By **CLIFFORD RATLIFF**  
Project Engineer, Allied Radio Corp.

**Motor-driven range switch automatically picks correct range when probes are applied to circuit under test.**

**A**N interesting circuit is to be found in *Allied Radio's* new a.c. v.t.v.m. kit (Model V-608D). Because of the special circuit, there is no manual range-selector switch; rather it incorporates a motor-driven, self-seeking range-selector circuit that automatically chooses the proper range when the probes are touched to the circuit under test. The selector can race through the eleven ranges of the v.t.v.m. in less than 2½ seconds. The range selected is the one that gives the highest deflection for the voltage being measured. This automatic range-selecting feature makes this unit especially valuable when unknown a.c. voltages are being measured.

The heart of this unique test instrument is its precision motor mechanism. Supplied completely pre-assembled, this d.c.-operated motor and associated

gear box are activated the instant the probes are touched to the circuit under test. Once activated, the motor turns the internal switch to the proper range and a light immediately flashes on the front panel to indicate the range in use. A "Hold-Auto" switch permits locking the meter into any range, if desired.

## Automatic Range Selector

The block diagram, shown in Fig. 1, breaks the circuit down into four sections: the cathode-follower and attenuators, the amplifier, trigger circuits for motor control, and power supplies. When a signal is applied to the input it passes through the attenuator, cathode-follower, and amplifier. The signal is rectified and a d.c. voltage is developed across resistors  $R_{10}$  and  $R_{50}$  with the meter connected at the junction of these resistors.  $R_{10}$  and  $R_{50}$  pro-

vide a voltage drop which is fed into the difference amplifier.

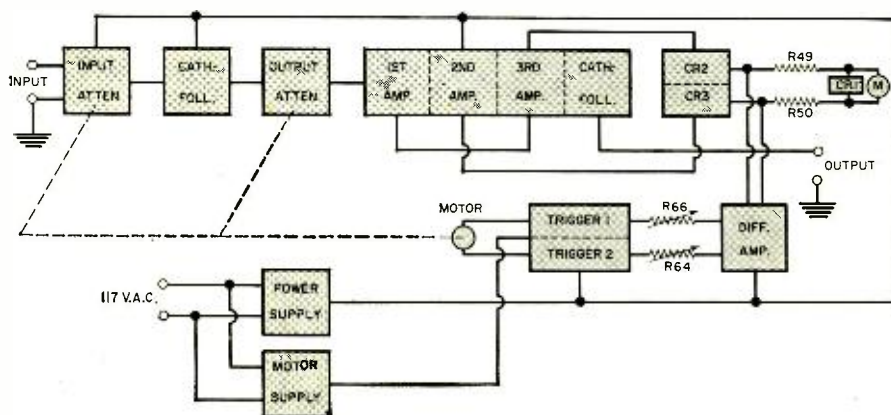
In the plate circuit of the difference amplifier  $R_{51}$  and  $R_{52}$  adjust the triggering levels. At approximately full scale, trigger #1 fires, closing  $RL_1$ , in one of two similar trigger circuits. See Fig. 2. This action causes the motor to rotate the switch up-range until the correct voltage range is reached and  $RL_1$  opens. The low trigger #2 fires at approximately one-fifth scale, thus closing a second relay and the motor rotates the range switch down-range until a correct voltage range is reached, opening this second relay. The switching speed and  $RC$  time-constants in the difference amplifier are such as to reduce the amount of hunting to a minimum.

The power supply is electronically regulated, which provides low output impedance and eliminates the effects of line voltage variation. A d.c. heater supply is used for the first three tubes (6DK6's). A separate d.c. power supply for the motor prevents noise and switching transients from feeding through to the amplifier.

## Circuit Details

The heart of the a.c. vacuum-tube voltmeter automatic-ranging feature is the difference amplifier and trigger circuits. A negative and positive voltage is developed across  $R_{10}$  and  $R_{50}$ . This voltage is applied to the difference amplifier from which a third voltage (proportional to the sum across  $R_{10}$  and  $R_{50}$  times the gain of the circuit is developed. The two 5-megohm pots ( $R_{61}$ ,  $R_{66}$ ) adjust the firing levels of the triggers.

Fig. 1. Functional block diagram of the new automatic a.c. v.t.v.m. kit. Trigger circuits drive the motor which rotates the range-selector switch.





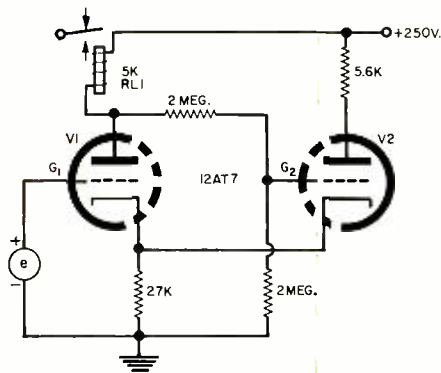


Fig. 2. Trigger #1 circuit. In trigger #2 multivibrator, the sensitive relay and 5600-ohm resistor are interchanged.

A cathode-coupled binary circuit (known as the Schmitt circuit) is employed for down-range and up-range switching control. The cathode-coupled binary is essentially a bistable multivibrator with one plate-to-grid attenuator network removed. A simplified version of this circuit is shown in Fig. 2.

When the voltage  $e$  is below a value to cause current flow,  $V_1$  will remain cut off. As  $e$  is increased in value to the point when current begins to flow, the voltage at  $G_2$  will drop due to the drop across  $RL_1$ . Current through  $V_2$  will decrease, causing the drop across the 27,000-ohm cathode resistor to decrease.

If the loop gain of the circuit exceeds unity, a regenerative action takes place, driving  $V_2$  to cut off and  $V_1$  to clamp. This action is very fast and the difference between voltage input to close or open  $RL_1$  covers a very small segment of the meter scale.

### Calibration

A calibrator, providing 0.0031 volt and 0.00065 volt for gain and trigger calibration, is supplied with the unit. There are two small calibration (triangle) marks on the meter scale corresponding to these voltages. The gain and up-range switching trigger are set at the upper triangle (0.0031 volt) while the down-range trigger is set at the lower triangle (0.00065 volt). —30—

### IHFM ELECTS

**HERMON H. SCOTT**, president of H. H. Scott, Inc., has been named chairman of the board of the Institute of High Fidelity Manufacturers. Serving as vice-president and a director of the association is Ray V. Pepe, vice-president of James B. Lansing Sound, Inc. He will also act as the Institute's president until a special election can be held to fill the post.

Also named to the board of directors were the IHFM secretary, Saul Marantz, president of Marantz Company, and Donald Plunkett, president of Fairchild Recording Equipment Co.

Other board members continuing to serve include Walter O. Stanton, president of Pickering and Company, Joseph N. Benjamin, president of Bogen-Presto Div., Milton D. Thalberg, president of Audiogersh, and William S. Grommes, Grommes Division. —30—

# SPACE AGE ELECTRONICS OR BASIC ELECTRONICS

there's a RIDER book for you

**BASIC ULTRASONICS** (picture-book course) by *Cyrus Glickstein*.

Your progress in electronics requires an understanding of ultrasonics—the new tool of industry. This book utilizing the famous Rider 'picture-book' technique, makes the subject of ultrasonics completely understandable.

**GENERAL THEORY** What is Ultrasonics?; Nature of Sound Waves; Why Ultrasonic Waves are Used; Table of Frequencies and Applications.

**EQUIPMENT** Basic Units of Ultrasonic Equipment; Types of Ultrasonic Generators; Transistors in Ultrasonics; Pulsed Output; Ultrasonic Transducers; Curie Temperatures; Equivalent Transducer Circuit; Comparative Transducer Types and Characteristics; Associated Equip.

**APPLICATIONS** General Applications; Typical Echo-Ranging Applications, Basic Sonar Principles; Nondestructive Testing; Ultrasonic Cleaning, drilling Soldering, Welding.

#259, approximately 130 illustrations 1 Vol. soft cover, \$3.50, #259H, Cloth, \$4.60.

**RADIO-CONTROL FOR MODEL BUILDERS** by *William Winter* (Editor, *Model Airplane News*).

Here is a book written in the language of the model builder by a man who knows the field—who has had tremendous experience in model building. Radio-control systems for planes, boats, cars and other 'objects' are made completely understandable—even for the person without any electronic background. Now, anyone who wishes to build a remote control system to operate any type of model can do so easily. This book is 100% practical. It provides a time-and-money-saving guide for the model builder who is selecting a kit or parts for kits. It details the procedure for equipping and operating all kinds of radio controlled models. Truly, it covers the subject of radio-control of models from A to Z including FCC regulations. #235, \$3.90.

**UNDERSTANDING MICROWAVES** by *Victor J. Young, Ph.D.* (abridged reprint). This is a basic yet rigorous discussion at the intermediate level of the fundamentals of microwaves, their generation, transmission and application. #107, \$3.50.

**HOW TO USE METERS** (2nd edition) by *John F. Rider & Sol D. Prenskey* Engineers, laboratory and service-technicians—everyone who uses meters in their daily work—will find this revised, expanded and modernized version of the popular original text absolutely indispensable.

Everything that is new in meter instrumentation will be found in this book. For example, in addition to full coverage of the many types of conventional d-c, high frequency a-c and modulated type VTVM, the digital voltmeter is also discussed in full detail. Also covered are the ultra-high impedance electrometer vacuum tube voltmeter; transistor voltmeter and industrial transducers for voltmeters.

Explains in detail all types of electrical meters to use for making different kinds of measurements in electronic and electrical equipment and industrial applications. A section is devoted to multi-phase circuit measurements. #144, \$3.50.

Prices subject to change without notice. In Canada 5% higher. At your jobber or bookstore or order direct

**MOON BASE**—technical and psychological aspects by *Dr. T. C. Helvey*, (Principal Biophysicist Research Div., Radiation, Inc.) Before the first U. S. team (two men and a woman) can be sent to the moon, it will be necessary to build on earth a Moon Base prototype.

This fascinating book provides a technical description of the features of a Moon Base prototype and a psychological analysis of the smallest operational crew composition. In order to achieve optimum performance by humans under the severe environmental conditions of the moon, many problems must be considered. Here is the complete story of the plan. Must reading for all who are interested in space flight. #226, \$1.95.

**BASICS OF MISSILE GUIDANCE & SPACE TECHNIQUES** by *Marvin Hobbs*. Electronics is playing a vital role in the race to achieve mastery of outer space and send manned missiles rocketing to the moon and beyond. You can learn and easily understand the fundamentals of the important electronic areas pertaining to the guidance of missiles with this two volume "picture-book" course. #229, 2 vols., soft covers, \$7.80 #229-H, 2 vols. in single cloth binding, \$9.00.

**FUNDAMENTALS OF RADIO TELEMETRY** by *Marvin Tepper*. Telemetry makes possible the collection of data from space on which the improvement of existing rockets, missiles and space satellites is based. This exciting book explains its purpose and methods. Special sections are devoted to missile and satellite telemetry and hardware and to data recording and processing. #225, soft cover, \$2.95.

easiest way to learn code

**RIDER SOUND-N-SIGHT CODE COURSE**

by *Lewis Robins & Reed Harris*

- applies Reinforced Learning — psychological principle proved successful by Armed Forces.
  - uses LP records to teach you to hear signal pattern correctly and identify it — how to transmit.
  - uses identification cards to teach you the correct letter associated with each signal pattern.
  - uses instruction book to speed your progress.
- ... plus an imaginary instructor (in complete and novice courses) provides correct answers to speed code learning. Many people have learned to receive 5 words per minute within 1½ hours. Eliminates code plateau barrier!

3 INDIVIDUAL COURSES — THERE'S ONE FOR YOU

**COMPLETE COURSE** (0-20 words per minute) #REC-020, \$15.95.

**NOVICE COURSE** (0-8 words per minute) #REC-08, \$9.50.

**ADVANCED COURSE** (9-20 words per minute) #REC-920, \$8.95.

Records prepared in collaboration with the N. Y. Institute of Technology and mfd. by Decca Records.

DEPT. EW-4

**JOHN F. RIDER PUBLISHER, INC.** 116 West 14th Street, New York 11, N. Y.  
Canada: Chas. W. Pointon, Ltd., 66 Racine Rd., Rexdale, Ont.  
Europe & British Isles: Chapman & Hall Ltd., 37 Essex St., London. India: Asia Publishing House, Bombay and other cities

**POLICE BC-603 FIRE**  
FREQUENCY 30-50 mc CONVERSIONS  
Precision converted coils, including LCU1, LCU2 and LCU3 series units to convert your BC-603 to cover 30-50 Megacycles in minutes. Coils sealed against moisture for lowest drift and maximum handspeed.  
\$6.95 per set.  
**DIAL-FLITE Electronics**  
325 Mitchell Avenue Salisbury, N. C.

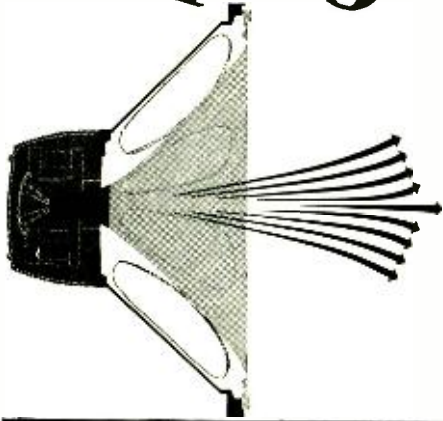
**BARGAIN HUNTING?** **TV SERVICEMEN!**  
Write for SENSATIONAL CATALOG  
**HENSHAW RADIO SUPPLY**  
3619 TROOST KANSAS CITY, MO.

**GET INTO ELECTRONICS**

V.T.I. training leads to success as technicians, field engineers, specialists in communications, guided missiles, computers, radar and automation. Basic and advanced courses in theory and laboratory. Associate degree in electronics in 24 months. B.S. in electronic engineering obtainable. ECEP accredited. G.I. approved. Graduates in all branches of electronics with major companies. Start September, February, Dorns, campus. High school graduate or equivalent. Catalog.

**VALPARAISO TECHNICAL INSTITUTE**  
Dept. RD Valparaiso, Indiana

# Announcing



## The Most Complete Guide to Hi-Fi and Stereo Ever Published!

### STEREO • HI-FI GUIDE 1960



ON SALE APRIL 5TH—OR ORDER BY COUPON TODAY! ONLY \$1.00

In this compact, handy reference, you'll find the answers to nearly any question on hi-fi, plus details and data on trends, components, speakers, stereo, audio theory. Prepared by the Editors of POPULAR ELECTRONICS, the 1960 STEREO • HI-FI GUIDE is easy to understand—complete with diagrams, illustrations, and clear explanations.

HERE'S WHAT YOU'LL FIND IN THE FIVE BIG SECTIONS OF THE 1960 STEREO • HI-FI GUIDE:

#### I. YEARBOOK

- Trends and New Products
- Multiplex—an analysis and forecast

#### II. INSIDE THE COMPONENTS

- Detailed analysis of preamps, stereo preamps, power amps, tuners, turntables, and stereo cartridges

#### III. SPEAKERS AND ACOUSTICS

- Inside the Hi-Fi Loudspeaker and Enclosure
- Electrostatic and Cone Type Speakers
- Does Shrinking Size Mean Shrinking Sound?
- Between Speaker and Ear
- Custom-Built Equipment Enclosure

#### IV. STEREO

- Stereo Standards
- What You Should Know Before Buying Stereo
- Stereo Simplexing Simplified
- Stereo Tape is Back to Stay
- Balancing Your Stereo System
- Stereo Cartridge Directory
- Stereo Records—Fad or Fulfillment?

#### V. AUDIO THEORY AND APPLICATION

- Maintaining and Testing Your Hi-Fi
- Harmonic Distortion
- Filter and Crossover Networks

DON'T DELAY Reserve your copy of the brand new 1960 STEREO • HI-FI GUIDE at your favorite newsstand or Electronic Parts Store, or order by coupon today. Only \$1.00.

#### Ziff-Davis Publishing Company

Department EW460  
434 S. Wabash Avenue  
Chicago 5, Illinois

Please send me a copy of the 1960 STEREO • HI-FI GUIDE. I enclose \$1.00, the cost of the GUIDE, plus 10¢ to cover mailing and handling charges. (Foreign \$1.25, plus 10¢ handling charges.)

Name \_\_\_\_\_

Address \_\_\_\_\_

City \_\_\_\_\_ Zone \_\_\_\_\_ State \_\_\_\_\_

Service in 1959  
(Continued from page 55)

mutual interest rather than conflict with service dealers, and who have accordingly pursued strict wholesale-only policies. This has paid off, and gives emphasis to the view that, even with respect to manufacturers, efforts in a recognizable common interest are more fruitful than strife. In 1959, TESA of Miami achieved a milestone in cooperation with far-sighted local wholesalers. A mutually satisfactory program governing sales was worked out and, as evidence of good faith, some distributors have posted bonds to back up the stated policy. This move was widely heralded by association publications through the nation and was quickly followed by similar action in Green Bay, Wis.

#### Self-Service Tube Testers

Although the effect varies greatly throughout the nation, responsible industry statisticians estimate that do-it-yourself tube checkers are involved in the sale of more than one-third of all replacement electron tubes. This is a serious loss of business to the service dealer. Some shops have succeeded in winning back lost sales by making use of the same type of tester, either inside their own premises, or by operating them in other locations.

Many others regard these devices as leering monsters. In Seattle, Wash., service people have asked the city council to investigate these devices following consumer complaints concerning their accuracy. NATESA has challenged all such devices to laboratory tests of their capabilities. The National Electronic Distributors Association has conducted its own tests, which indicate that inaccuracy and malfunction is the rule rather than the exception when the testers are not under the supervision of competent technicians. The public may be learning to rely on the man behind the tester.

#### Associations

Many other developments of interest—concerning service fees, shop practice, the impact of imported merchandise, organized theft, employment, and diversification—highlighted the year. Most important, however, is the fact that service has had more to say in successfully determining its own fate than ever before. There has been more effective action and less aimless crying than ever before. It is no accident that the growth in the number and size of service associations and increased communication and cooperation between them is at its peak. A useful solution to an industry problem developed in San Antonio or Seattle is heralded in association publications from coast to coast before the month is out—and the number of such publications is also at a peak. These are not the symptoms one expects to find in a dying or futile industry.

## Capacitor Tester-Healer

(Continued from page 53)

As voltage is applied, the d.c. fuse (PL<sub>1</sub>) will glow, indicating heavy initial current, and then extinguish as current decreases. Continue to increase voltage by rotating the control clockwise until leakage current approaches 50 ma., but do not go beyond this point. Also, voltage should never be set beyond the rated value of the capacitor, unless you are in the process of trying to determine what that rating is. As Fig. 1 indicates, breakdown is likely to occur beyond rated voltage.

Once the working voltage is reached and leakage current has begun to drop, the selector switch can be progressively lowered from one current range to another as each one becomes safe. This is done until the leakage current settles down. S<sub>1</sub> should be returned to the 50-ma. position then return the voltage control slowly to zero at the end of a test cycle.

The technique for healing an electrolytic capacitor is essentially the same as that described for testing, except that it is likely to take somewhat longer when a unit must be re-formed. Leakage current vs time has been plotted in Fig. 2 for several capacitors of different value, with rated voltage applied in each case.

The a.c. plug of the tester should never be disconnected unless the selec-

tor switch has been turned off. If the a.c. plug is indeed pulled while a charged capacitor is connected to the test terminals, the component will discharge through meter M<sub>2</sub>. This large reverse current is likely to damage the meter, especially if the tester is set on its lowest current-reading range.

In the unit shown, no provision was made for discharging the capacitor after test. However, as indicated by the broken lines in Fig. 5, it is easy to make provision for this desirable feature. A two-circuit, push-button, spring-return switch and a resistor (value not critical) are the only additional parts required. Open the circuit at point X and make the connections as shown. When switch S<sub>2</sub> is in its normal position, the tester operates as already described. When this switch is depressed, two things occur. The discharge path through M<sub>2</sub> is opened and the discharge resistor is inserted across the capacitor between points Y and Z. Care should be taken to avoid contact with the capacitor's leads during a test, as the potential may be 500 volts.

### Mechanical Considerations

The completed instrument was installed in a Bud SF-500 sloping-front cabinet, whose dimensions are 8" by 8" by 8". The chassis was kept simple by using an aluminum plate measuring 7" by 7", with a half-inch right-angle lip for mounting to the back of the front panel (Fig. 4). The rear of the chassis is supported by aluminum straps. —30—



**COYNE**  
TRAINS YOU  
IN SPARE TIME  
AT HOME

# TELEVISION

## RADIO-COLOR TV

Only from famous COYNE do you get this modern up-to-the minute TV Home Training. Easy to follow instructions—fully illustrated with 2150 photos and diagrams. Not an old Radio Course with Television tacked on. Includes UHF and COLOR TV. Personal guidance by Coyne Staff. *Practical Job Guides* to help you EARN MONEY QUICKLY IN A TV-RADIO SALES AND SERVICE BUSINESS—part time or full time. COST'S MUCH LESS—pay only for training—no costly "put together kits."

### SEND COUPON FOR FREE BOOK

SEND COUPON BELOW for Free Book and full details including EASY PAYMENT PLAN. NO COST OR OBLIGATION—NO SALESMAN WILL CALL.



B. W. COOKE, Jr., Pres. **COYNE** ELECTRICAL SCHOOL FOUNDED 1899

CHARTERED AS AN EDUCATIONAL INSTITUTION NOT FOR PROFIT  
1501 W. Congress Pkwy., Dept. 40-H6, Chicago 7, Ill.

COYNE Television Home Training Div.  
New Coyne Building, Dept. 40-H6  
1501 W. Congress Pkwy., Chicago 7, Ill.

Send FREE BOOK and details of your Television Home Training offer.

Name \_\_\_\_\_  
Address \_\_\_\_\_  
City \_\_\_\_\_ State \_\_\_\_\_

## The WORLD'S DATA RECORDER—16 MM CAMERA

Weather Observation Unit containing a sun angle optical system. 16 mm Magazine Camera that takes one exposure at a time and operates from 12 VDC. Mirrored Lens, Graph & Filter Assy., Barometer, Clock, Compass, and 12 VDC Digit Counter. Unit will record simultaneously on 16 mm film, one frame at a time, the lens exposure picture, and barometer, compass, time, & digit counter readings. With schematic for wiring control switches & power plug. Size: 15" L x 9" W x 17" H. Shpg. New: **\$16.95**  
Wt.: 45 lbs. New: **\$2.00**  
Connector Plug: **\$2.00**



**BC-659**  
**\$16.95**  
RE-NEW

**PE-120**  
**\$7.95**  
RE-NEW

BC-659 FM RECEIVER-TRANS-MITTER—27 to 39.1 MC FM. 5 Watt. Crystal Control on Two Pre-Set Channels; with Tubes and Speaker—Re-New: **\$16.95**  
PE-120 POWER SUPPLY for BC-659 or BC-620; with Vibrator for 12 Volt operation—Re-New: **\$7.95**  
BA-41 BIAS BATTERY F/BC-659-620. NEW: **\$4.95**  
AN-29 Telescoping ANTENNA F/BC-659. New: **2.95**  
FT-250 SHOCK MOUNT'G F/BC-659-PE-120—U: **4.95**  
SCHEMATICS F/BC-659-PE-120 w/voltage & Resistance: **2.00**

## COLLINS ART-13 TRANS. — \$49.50

2 TO 18.1 MC—100 WATT—PHONE, CW, MCW  
The most desired Set on the surplus market—Easily converted to 10 Meters (See Surplus Conversion Manual No. 2—\$2.50). Automatic Tuning for selection of 11 Channels in the Freq. Range. Tube Line-Up: 1/837, 1/813, 2/1625, 1/12S17, 2/6V6, 2/811, 2/12SL7, 1/12SA7. AC Power Supply requirements: 28 VDC/10 A, 400 VDC/225 MA & 1250 VDC/250 MA. Size: 23 1/2" x 16" x 11 1/2". Wt.: 70 lbs. Price. USED: **\$49.50**  
Price—Same as above—except. Less Tubes: **30.00**  
DY-12/ART-13 24 V. Dyn. w/Filter & Relays—U: **12.95**

## 6 VDC VIBRATOR POWER SUPPLY

Dual Power Pack using two 6 Volt Vibrators, two Transformers, & two D24 rectifier Tubes. Supplies 540 VDC 150 MA. Can be tapped at 270 VDC 150 MA. Also can be operated from 12 VDC by using a dropping resistor. Size: 9 x 6 x 5". #MP-8027  
NEW: **\$9.95**

## FINEST SURPLUS BARGAINS!

### I-166 VOLTOHMMETER

General Utility Test Unit with 3 1/2" Meter, 1000 ohms per volt; in carrying case w/test leads. Scale readings 0-500 VAC, 0-1500 VDC, 0-1 Megohms, 0-150 Watt AF output 4000 ohms, 0-30 Watt AF output 300 ohms. Size: 7 x 6 x 5 1/2". Re-New: **\$16.95**

### ARC-3 RECEIVER—100-156 MC \$24.95

VHF Crystal Control 8 channel, electric band change. 17 Tubes: 9001, 9002, 12A6, 12H6, 12SH7, 12SL7, 2/12SN7, 3/12SG7, & 6/6AK5. Voltage required 210 VDC 125 MA and 24 VDC. Used: **\$24.95**

### ALL BAND RECEIVER

NAVY ARB/CRV 46151—190 to 9050 KC—Four Band, 6 Tube Superhet—Local & remote tuning and band change; illuminated dial, short & broad tuning; AVC, CW, provisions for operation of DU-1 Loop. Complete with Tubes: 1/12SA7, 1/12A6, 4/12SF7, & 16" 24 Volt Dynamotor. Size: 8 x 7 x 16". Used: **\$18.95**  
ABOVE—Converted to 12 Volt, with Dynamotor. (No electric band change)..... **\$24.95**  
Conversion for 115 V 60 Cycle with Spin Dial, Phone Jack, CW, Volume Control, On & Off Switch (All on front panel)—KIT of Parts with Instructions..... **\$10.00**  
Conversion—as Above—for 12 Volt DC—KIT of Parts with Dynamotor..... **10.00**  
Remote Control Box: **\$2.00**—Remote Control Shaft: **1.50**  
Remote Control Head..... **2.00**  
Tuning Knob for large splined shaft..... **1.00**  
T-1 Shaft Adapter for remote and local tuning..... **1.50**  
PLUGS only—for Receiver or Control Box. Each: **1.00**

### TELEPHONES, HEADSETS, MIC'S., Etc.:

TS-9 Handset..... Used: **\$2.95**—New: **\$ 3.95**  
TS-13 Handset, w/PL-55 & PL-68. U: **\$2.95**—N: **3.95**  
T-17 Microphone..... Used: **\$3.95**—New: **6.95**  
EE-8 Field Telephone..... Used: **\$12.95**—Recond.: **16.95**  
BD-71 Switchboard—6 Line..... U: **\$14.95**—New: **24.95**  
RM-29 Control Unit..... New: **\$6.95**—W/Handset: **8.95**  
RM-52 Control Unit (Patch Found) U: **\$1.95**—N: **2.95**  
H-16/U Headset—8000 ohm..... U: **1.95**—New: **2.95**  
HS-33 Headset—300 ohm..... U: **\$4.95**—New: **7.95**  
J-45 Tel. Key—with cord and plug..... New: **1.50**

### SEND FOR FREE CATALOG!

Address Dept. RN • \$5.00 Order Minimum, & 25% Deposit on C.O.D.'s • Prices are F.O.B. Lima, Ohio

**Fair Radio Sales**  
2133 ELIDA ROAD

P. O. BOX 1105  
LIMA, OHIO



### TCK-7 TRANSMITTER

NAVY TYPE—2 to 18 MC in 6 Bands, 400 Watt CW, 100 Watt Phone VFO control on direct reading IKC Division Dial, 100 KC Crystal Calibrator, RF stages are Gane Tuned with Digit Counters, Six 3 1/2" Voltage and Current Meters, Overload Relays, Circuit Breakers, etc. Tube line up: 2/813 PP Final, 837 Driver, 857 VFO, Audio 807, 6S07, 6SK7, Calibrator 6SK7, 6SL7, 6SN7. Voltage required: 110 VAC F/Filaments, 1800 VDC 400 MA, 500 VDC 350 MA, 150 VDC 150 MA, 12 VDC 2 A & 230 VDC 1 A. Size: 52 x 25 x 18". Wt.: 285 lbs. Shpg. wt.: 470 lbs. Complete with Tubes, Manual, & Mic. New: **\$150.00**

**BC-603**  
**\$14.95**  
RE-NEW

**BC-683**  
**\$19.95**  
USED

BC-603 FM RECEIVER—20 to 27.9 MC. Re-New: **\$14.95**  
BC-683 FM RECEIVER—27 to 39.1 MC—Used: **\$19.95**—Used, Checked 1/operation: **\$24.95**  
BC-604 FM TRNSMTR—20 to 27.9 MC. U: **\$4.95**—Re-N: **\$7.95**  
BC-684 FM TRNSMTR—27-39.1 MC..... Used: **\$7.95**  
FT-237 MOUNTING for Rec.-Trans..... Re-New: **\$ 7.95**  
FT-346 MOUNTING for Receiver only..... Re-New: **\$ 4.95**  
DM-34 DYN. 12V/1/BC-603-683—U: **\$2.95**—R-N: **\$ 4.95**  
DM-35 DYN. 12V. 1/BC-604-684—U: **\$6.95**—R-N: **\$ 9.95**  
FT-384 TEST ADAPTER FOR BC-603-683-923—Used for testing various Voltages and Alignment of Receivers. Plugs into rear of set; has metering switch & provision for attaching output meter & V.T.V.M. Complete with 6 Ft. Battery Leads and Clips. Prices: USED: **\$2.95**—RE-NEW: **\$4.95**

### AC POWER SUPPLY

F/BC-603-683—Output: 220 VDC 80MA & 24VAC 2Amps. Tube Rectification; mounts on rear Plug of BC-603-683. Can be adapted to other Receivers. KIT: **\$10.00**—WIRED: **\$14.95**



# CHALLENGE



this is ALLIED's  
exclusive new

**KNIGHT**  
A PRODUCT OF ALLIED RADIO **KN**  
**500**

stereo  
magnetic cartridge...  
it sells at \$16<sup>85</sup>

and we say it will equal  
or outperform cartridges  
selling at far higher cost

## HIGHLIGHTS:

- 4-Coil Moving Magnet Design
- Precision Diamond LP Needle
- Record-Saving Low Dynamic Mass
- Front and Back Mu-Metal Shield

The KN-500 features high compliance, wide-range response, low distortion, superior separation, high output—no transformer needed. Effective mass at stylus tip less than 1/40,000 of an ounce—lightest ever for low, low record wear. Equal, clean response from each channel; virtually humfree. Response  $\pm 3$  db, 20-20,000 cps. Has .0007" diamond needle compatible for monophonic LP's and all stereo records. Fits all tone arms with standard 1/2" mounting centers.

## enjoy this RISK-FREE proof:

Try the KN-500 Cartridge on our 15-day trial plan...prove its superiority and amazing value under your own operating conditions. Unconditionally guaranteed by Allied—you must be completely satisfied or we refund your money!

order from

**ALLIED RADIO**



ALLIED RADIO, Dept. 184-D  
100 N. Western Ave., Chicago 80, Ill.

I accept your challenge. Ship me \_\_\_\_\_ KN-500 Cartridge(s) at \$16.85 each. If after 15 days I am not completely satisfied I understand I may return for refund of purchase price.

I am interested in saving money on everything in Hi-Fi. Send me your FREE 1960 Catalog.

Name \_\_\_\_\_

Address \_\_\_\_\_

City \_\_\_\_\_ Zone \_\_\_\_\_ State \_\_\_\_\_

## FM Multiplex Adapter

(Continued from page 67)

frequency and thus the d.c. level at the collector of  $V_3$  is proportional to frequency. The range of linear operation is limited but adequate for the  $\pm 7.5$  kc. subcarrier deviation systems.

One of the main reasons for improved signal-to-noise ratio with the free-running multivibrator is that should noise modulation of the subcarrier result in insufficient voltage to synchronize the multivibrator, the d.c. level would be somewhere in the mid-range of d.c. levels corresponding to the free-running multivibrator collector level. With the monostable multivibrator, insufficient trigger will cause the d.c. level to drop to less than a volt. For example, suppose that the average voltage to the collector of  $V_3$  is 2 volts d.c. when the multivibrator is free-running or is 2 volts at, say, 70 kc. when the multivibrator is a monostable device with sufficient triggering amplitude. Suppose that at 67.5 kc. the d.c. level in both cases is 1.95 volts and that the d.c. level of the monostable m-v is 0.8 v. untriggered. If the free-running multivibrator fails to trigger properly the noise pulse produced is 2.00-1.95 or .05 volt peak, whereas for the monostable case it is 1.15 volts peak. In practice, because of a smaller area waveform, the free-running multivibrator produces a lower audio output (about .05 to 0.1 volt peak-to-peak) than the monostable multivibrator but is far more immune to noise in the subcarrier. Where adequate noise-free subcarrier signal is available, the monostable multivibrator gives more nearly linear operation over a wider frequency range.

The accompanying photographs show one possible layout for the components.

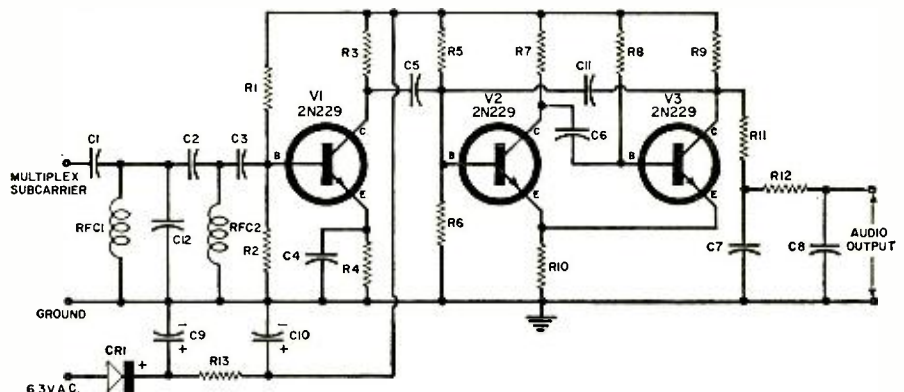
the layout is not at all critical but the circuitry should be completely enclosed to prevent pickup and demodulation of signals from powerful AM stations. The parts list accompanying the schematic diagram of Fig. 5 lists several specific parts but any equivalent components would be satisfactory. The circuit was designed to work with *Sylvania* 2N229 *n-p-n* transistors which are available for about 75 cents each, but will work equally well with similar *n-p-n* units of other manufacturers as well as *Sylvania's* 2N233's. By reversing the polarity of the power supply, many of the low-cost *p-n-p* units also worked very well.

Connections to the tuner are made by means of a length of shielded lead. A foot or two of lead is satisfactory. The connection to the ungrounded side of the heater in the tuner is made by means of a single flexible lead with *Amphenol* 71-1S plugs and 78-1S sockets installed in the tuner and adapter.

The tuner the author used employs a ratio detector but any tuner having a discriminator capable of supplying 100 to 200 millivolts r.m.s. of subcarrier into a 2700-ohm load should be satisfactory. For use with a 50-kc. subcarrier the filter constants should be changed to about 8 mhy, for  $RFC_1$  and  $RFC_2$ , .0022  $\mu$ f. for  $C_1$  and  $C_3$ , and .001  $\mu$ f. for  $C_2$ . The impedance of the filter will remain about 2700 ohms but the cut-off frequency will move down to about 25 kc. The values of  $C_6$  and  $C_{11}$  should be changed to about 3900  $\mu$ f. and 3000  $\mu$ f. respectively.

As pointed out in earlier articles on FM multiplex, the use of an adapter to receive commercial transmissions for personal gain is a violation of Federal Law and makes the violator subject to criminal prosecution. There are no objections, however, to building an adapter such as this for personal and experimental purposes. -30-

Fig. 5. Complete circuit diagram and parts listing for the multiplex adapter.



- $R_1$ —56,000 ohm, 1/2 w. carbon res.
- $R_2$ ,  $R_{12}$ —10,000 ohm, 1/2 w. carbon res.
- $R_3$ —5600 ohm, 1/2 w. carbon res.
- $R_4$ ,  $R_9$ —1000 ohm, 1/2 w. carbon res.
- $R_5$ —6800 ohm, 1/2 w. carbon res.
- $R_6$ —1500 ohm, 1/2 w. carbon res.
- $R_7$ —470 ohm, 1/2 w. carbon res.
- $R_8$ —3300 ohm, 1/2 w. carbon res.
- $R_{10}$ —68 ohm, 1/2 w. carbon res.
- $R_{11}$ —22,000 ohm, 1/2 w. carbon res.
- $R_{13}$ —100 ohm, 1/2 w. carbon res.
- $C_1$ ,  $C_3$ —1500  $\mu$ f. ceramic capacitor (see text)
- $C_2$ —750  $\mu$ f. ceramic capacitor

- $C_3$ —0.1  $\mu$ f., 200 v. paper capacitor
- $C_5$ —0.05  $\mu$ f. ceramic capacitor
- $C_6$ —0.003  $\mu$ f. ceramic capacitor (see text)
- $C_7$ ,  $C_8$ —0.1  $\mu$ f. ceramic capacitor
- $C_9$ ,  $C_{10}$ —500  $\mu$ f., 12 v. elec. capacitor (*Sprague* TVA-1132)
- $C_{11}$ —0.002  $\mu$ f. ceramic capacitor (see text)
- $C_{12}$ —0.001  $\mu$ f. ceramic capacitor
- $RFC_1$ ,  $RFC_2$ —5 mhy., 200 ma. r.f. choke (*Miller* 6304 or equiv.)
- $CR_1$ —1N91 or 1N92 germanium diode
- $V_1$ ,  $V_2$ ,  $V_3$ —“n-p-n” transistor (Author used *Sylvania* 2N229's. See text for alternates)

# ELECTRONIC CROSSWORDS

By JOHN J. GILL



(Answer on page 135)

## ACROSS

1. Figures on scope.
6. Metal used for FM speakers.
11. Type of modulation.
12. An amateur's equipment.
13. Octal socket (abbr.).
14. Unit of current (abbr.).
15. —work (a system of inter-connected parts).
17. Electronic "map."
19. Causes interference in TV and radio.
21. 51 (Roman numeral).
22. Element  $\approx 10$  (abbr.).
23. Type of coil.
24. Inductance (abbr.).
25. 1/1000th of a watt (abbr.).
26. Expired.
29. The (Span.).
30. Element used to coat filaments.
32. Current flowing through resistor causes voltage —.
34. Gained.
35. Reflected signal.
38. Component.
40. Unit of relative power.
41. "City road" (abbr.).
42. Followed by "C."
43. Voltage reading on a scope (abbr.).
44. Myself.
45. Electrical engineer (abbr.).
46. Originally from the Storm Country.
49. French article (plural).
51. Delay in voltage or current.
53. Unwanted oscillations on a TV set.
57. Metallic strut.
58. Electronic broadcasting device (abbr.).
59. Yes (Spanish).
60. Type of tube base.
61. Direction (abbr.).
63. Not "max."
64. Tube socket dimension (abbr.).
65. Radio —.
67. Discharging through air.
68. To soak through.
70. Eighth note in scale.
72. City transportation (Colloq.).
73. Electrical measuring device.
74. Concentric cable.

## DOWN

1. Thin layers of metal as used in transformer.
2. Fictitious electrical counterpart.
3. Aid.
4. Outside diameter (abbr.).
5. Strategic Air Command (abbr.).
6. Part of "to be."
7. Removes AM from FM signal.
8. "Tee" hound assn. (abbr.).
9. A number of turns of wire.
10. To fluctuate in a system or circuit.
15. Resistance wire.
16. Nervous affliction.
17. Denotes weak signal on TV tube.
18. Shaded.
20. Device for measuring resistance.
24. To cut down.
27. Term used in psycho-analysis.
28. —effect. Change in frequency due to motion.
31. Not out.
33. Amplifying system (abbr.).
36. Noise produced by defective vibrators.
37. Octal base (abbr.).
39. Root mean square (abbr.).
41. Constant.
45. Grid Voltage (abbr.).
47. —effect. Surface current.
48. A defective filter capacitor causes it.
50. Half an em (Print.).
52. Plate in vacuum tube.
53. Fixed voltage between grid and cathode.
54. Cutting tool.
55. Not monophonic.
56. —sideband transmission.
57. Total resistance (abbr.).
59. —wave. One cycle on a scope.
60. Wasted energy.
62. Fasteners.
63. 1001 (Rom. Num.)
66. Pedal extremity.
67. Automatic volume control (abbr.).
69. Type of speaker (abbr.).
71. Picture tube (abbr.).



An invaluable reference work and text for everyone—hams, engineers, lab men, technicians, experimenters, students, instructors.

A best-seller for more than 30 years, the "ARRL Handbook" is found on the desks and in the libraries of industry, research labs, the military, schools, amateurs, experimenters, servicemen. Well over 3,000,000 copies have been sold!

Revised yearly and always up to date. Contains one of the most complete compilations of data on vacuum tubes, both receiving and transmitting, special-purpose types, rectifiers, transistors and crystal diodes, to be found in any one book. Profusely illustrated: over 1300 illustrations, including 500 tube-base diagrams. Covers the entire field of radio communication:

**Electrical Laws and Circuits**

**VHF and UHF Equipment**

**Vacuum-Tube Principles**

**Wave Propagation**

**Semiconductor Devices**

**Mobile Equipment**

**High-Frequency Receivers and Transmitters**

**Broadcast and Television Interference Remedies**

**Power Supplies**

**Measurements**

**Modulation Techniques AM, FM, PM, FSK, SSB**

**Rotary Beam Antenna Construction**

**Construction Practices**

**Noise Reduction**

**Radioteletype**

**Amateur Radio Operating**

**Antennas and Transmission Lines**

**Equipment and Component Catalog Section**

\$3.50 U.S.A. proper \$4.00 U.S. Poss. and Canada  
\$4.50 Elsewhere. Hard Cover Edition \$6.00 Everywhere

**American Radio Relay League, Dept. H  
40 La Salle Road, West Hartford 7, Conn.**

Please send me the 1960 Radio Amateur's Handbook.  
I enclose \$.....

Paper Cover Edition  Hard Cover Edition

Name .....

Address .....

City..... State.....

**A**.... Always  
**B**.... Buy  
**C**.... Columbia

**ART-13 TRANSMITTER**  
 100 W. AM (CW). Freq. 2.1 Mc. This is the famous Collins Automatic Transmitter! Built-in crystal controlled calibrator. Orig. cost approx. \$1,800.00! Good cond., terrific buy... **\$34.50**

**8-DAY AIRCRAFT CLOCK**  
 With sweep second hand. Ideal for planes, boats, cars, home, personal use. 17 1/2" dial. Mfg. by Elgin or Waltham. Collectors' item. **\$10.95** Excel.

**TP-6 DESK TELEPHONE SET**  
 With dial. Use as extension in home, patio, garage, etc. Excel. TWO for \$5.00. EACH. **\$2.95**

**AT-197/GR UHF ANTENNA**  
 This is special! Disk cone type. Freq.: 225-400 Mc. Imp. 50 ohms. Radiation pattern circular within 1 1/2 db. Standing wave ratio: 1.6:1 max. Vertical polarization. Net wt. 6 lbs. Max. diam.: 19 1/2". Ht.: 27". Total of 24 radiators. Orig. used with GRC-27 and -32 equipment. NEW. **\$25.00** factory packed. A terrific value. ONLY.

**TC-5 TELEGRAPH SET**: With key and bell. Uses flashlight batteries. LIKE NEW with canvas carrying case & headset. TWO for \$9.00. **\$4.95** EACH

**SCR-625 MINE DETECTOR**  
 Locate that hidden pipe, metal, treasure! Or use it for parts. With case. Excel. **\$22.50**

**TUBES! NEW! BARGAIN TOPPERS!**  
 832 Xrating. Boxed. Ea. \$3.95. THREE for \$10.00  
 4X150A ..... 3 7.95 4-65A ..... 9.95  
 4-125A ..... 17.95 4-400V ..... 29.95  
 3047L ..... 25.00 4-250A ..... 24.50  
 4-1000A ..... 75.00 2C39A & WA ..... 7.95

**6 V. MOTOROLA DUAL VIB. POWER SUPPLY**  
 Complete with two 6Z4 rectifiers and two standard 4-prong vibrators. Output: 5.40 V @ 150 mA. Size: 1 1/2" x 7". Perfect for mobile transmitter or receiver. Original cost \$60.00 Brand new. **\$3.95** 3 for \$10.00. EACH

**DYNAMOTOR SPECIALS! ALL HOT! ALL BRAND NEW!**  
**CARTER**: 6 V. in. Output: 420 VDC @ 280 mA. EACH only. **\$4.95**. THREE for **\$12.95**  
**EICOR**: 6 V. in. Output: 500 V. @ 175 MA. EACH only. **\$4.95**. THREE for **\$12.95**  
**WINCO**: 12 OR 24 V. in. Output: 440 V. @ 200 MA. 225 V. @ 100 MA. **\$12.95** EACH. **\$4.95**. 3 for \$14.95.  
**EICOR**: 12 V. in. Output: 400 V. @ 180 MA. EACH only. **\$4.95**. THREE for **\$12.95**  
**DY-96 VRC**: 28 V. in. Output: 1,030 V. @ 260 MA. & 315 V. @ 215 MA. **\$10.00** EACH. **\$3.95**. 3 for \$12.95.  
**CARTER**: 26 V. in. Output: 405 V. @ 270 MA. EACH **\$3.95**. 10 for \$30.00.  
 100 for **\$250.00**

**FILTER CHOKE SPECIALS**  
**8 HENRY** @ 300 MA. 50 ohms res. 4300 V. Insulation. Size: 7x8x7 in. Potted. Ea. **\$3.95** New. 3 for \$10.00. Ea. **\$3.95**  
**4-12 HENRY** @ 300 MA. 3,000 V. insulation. Mfg. by Chicago. Size: 4x4x5 1/2". New. **\$3.95** Potted. 3 for \$10.00. Ea. **\$3.95**  
**6 HENRY** @ 350 MA. 82 ohms resistance. Insulation. 2000 V. Size: 4x4 1/2 x 5". **\$2.95** New. Potted. 2 for \$5.00. Each.

**TWO BEST BUYS IN POWER SUPPLIES!**  
**RA-120 110 VAC**: For BC-650 or -620. New. **\$19.95**  
**PE-97**: 6 and 12 VDC. For BC-650 or -620 New. **3.95**

**TS-14 TELEPHONE HANDSET**: WE type. New Two for \$5.00. Ea. **\$2.95**

**T-14/TRC TRANSMITTER**  
**JUST REDUCED!** For action this month! 10-100 Mc. 50 W. input power on phone. Single channel. Built-in 110 V. 60 cps power supply. Table top size. Easily converted to 6 meters. Complete. Good condition, excellent buy. **\$24.95**

**APN-9 MARINE LORAN RECEIVER**  
 Gives exact fix in relation to Loran station. Works on 12 or 24 V. The cheapest insurance a boat owner can have. Excellent cond. **\$49.50**

**APX-6 TRANSMITTER-RECEIVER SPECTACULAR!**  
 The 31 tubes alone are worth \$175.00! These include: 1-3E29/829B; 2-3B24; 1-2C46; 1-2C42; 1-1B40; 5-6AS6; R-6AF5; 60 MC. RF Strip. Plus tunable cavities. Excel. cond. **\$10.95** ONLY.

**TS-270 RADAR ECHO BOX**  
 This is a prime piece of merchandise. 2700-2900 Mc. For radar checkout. Brand new—\$95.00. Used, excel. .... **\$59.50**

**APR-1 & APR-4 TUNING UNITS**  
 Make terrific converters! Use with any 30 Mc. Receiver.  
**TN-16**: Frequency: 38-95 Mc. Excellent cond. **\$19.95**  
**TN-18**: Frequency: 300-1000 Mc. Excellent cond. **29.95**

**SCR-522 TRANSMITTER RECEIVER**  
 12 or 24 VDC or 115 V 60 cps. AC. (See below.) Covers 100-150 Mc. Crystal controlled. Complete in case, with ALL. TUBES. Excel. .... **\$14.95**  
**DOPE FOR CONVERSION TO 6 METERS**..... **1.00**  
**PE-98 12 VDC DYNAMOTOR POWER SUPPLY**. New. **10.95**  
**24 VDC DYNAMOTOR POWER SUPPLY** for above. Good condition. **3.95**  
**SET OF PLUGS** for PE-98. **4.95**  
**SCR-522 ORIGINAL SCHEMATIC**..... **1.00**

**CITIZENS' BAND, ETC. BC-603 RECEIVER**  
 Covers 20-28 Mc. Excellent. **\$9.95**  
 12 V. DYNAMOTOR, for above. **3.95**  
 115 VAC PACK. **11.95**  
 24 V. DYNAMOTOR. **2.95**  
 115 V. KIT. **7.95**  
**BC-604 XMTR**. For above. New. **5.95**  
**CRYSTALS**: New set of 80 for above BC-604. Only. **\$4.95**  
**MOUNTING RACK**: For above. **3.95**  
**12 V. DYNAMOTOR**: For above. **8.95**

All orders FOB Los Angeles. 25% deposit required. All items subject to prior sale. NOTE: MINIMUM ORDER \$3.00. WRITE TO DEPT. R.

# What's New in Radio

**TINY TOGGLE SWITCH**  
 ALCO Electronic Products, Inc., 3 Wolcott Ave., Lawrence, Mass. is now offering a new 5-amp toggle switch



which has been specifically designed to meet the requirements of miniature circuit applications.

The new unit, which is rated at 5 amperes, 115 volts a.c., is capable of handling up to a 100% overload. In addition to its subminiature size and high rating, the life cycle ratings are over 100,000 operations; contact resistance is 30 microhms; insulation is over 100,000 megohms; while voltage breakdown is 1000 volts a.c.

The unit measures 1/2" x 3/8" x 1/4". It is currently available in both s.p.d.t. and d.p.d.t. versions. Write the company for complete details and prices.

**MULTI-TESTER KIT**  
 Olson Radio Corporation, 260 South Forge St., Akron, Ohio is offering a 16-range multi-tester, the Model TE-139, in kit form.

The new instrument has an over-all accuracy of 3% of full scale on d.c. ranges and 5% of full scale on a.c. ranges. The circuit employs 1% shunts and multiplier resistors. Construction has been simplified by using a unique pre-mounted component layout. Only the wiring remains for the constructor.


The input resistance is 20,000 ohms-per-volt d.c. and 10,000 ohms-per-volt a.c., eliminating circuit loading under test. The a.c. and d.c. voltage ranges include: 0-10, 50, 250, 500, and 1000 volts while d.c. current ranges are 0-500  $\mu$ a., 0-10 ma., and 250 ma. Resistance ranges are 0-10,000 ohms, 100,000 ohms, and 1 megohm. Decibel coverage is -20 to +36 db while capacitance from 250  $\mu$ f. to .02  $\mu$ f. and inductance from 0-5000 henrys is measurable.

The cabinet is in contrasting black and gray finish and measures 5 3/4" x 3 3/4" x 1 1/8". The kit comes complete

with test leads, battery, all parts, and a 16-page instruction manual.

**WIRELESS MICROPHONE**  
 The Audio Electronics Division of Superscope, Inc., 8520 Tujunga Ave., Sun Valley, California is handling the U. S. distribution of the "Sony" Model CR-4 wireless microphone, a transistorized FM unit which operates on the 27.12 mc. band.

Designed for use by TV and radio stations, night club entertainers, private investigators, hospitals, coaching staffs, etc., the system includes a self-powered transistorized transmitter, an 8-tube FM receiver, and a dynamic la-



valier microphone—plus a portable carrying case.

The range of the transmitter is between 300 and 800 feet. No FCC license is required for operation. Maximum frequency deviation is  $\pm$  10 kc. and spurious radiation is limited to 25 db or more below the unmodulated carrier. The unit operates with a 5-foot flexible antenna. The transmitter weighs 6.5 ounces and measures 2 1/4" x 4" x 1".

The receiver operates from any 117 volt a.c. power line and tunes the 27.12 mc. band  $\pm$  250 kc. The receiver weighs 7 pounds and measures 9 3/4" x 6 3/4" x 4 1/2".

The microphone is a dynamic, non-directional type with a frequency response of 70 to 10,000 cps  $\pm$  3 db. It weighs 7 ounces and measures 2 1/4" x 4" x 1".


A data sheet giving complete specifications is available.

**HALF-INCH CONTROLS**  
 P. R. Mallory & Co. Inc., 3029 E. Washington St., Indianapolis 6, Ind. has introduced a conventional-type carbon control which is only 1/2-inch in diameter but offers the performance characteristics and features of its larger counterparts.

The control can be supplied with a full-rated switch for 2 ampere, 125-volt a.c. service, using a floating contact ring of the same size and design employed in the company's larger

switches for minimum contact resistance.

Either a nylon or steel shaft can be



supplied with the control, which is designated Type MLC. Initial applications of this new miniature control are expected to be in miniature table and clock radios, portable TV receivers, portable dictating equipment, hi-fi amplifiers, and in test instruments.

Write the manufacturer direct for any additional information on this component required.

#### KAY-TOWNES CB UNIT

Kay-Townes Antenna Company, 1511 Dean Ave., Rome, Ga. is now offering a Citizens Band unit as its Model No. BS-27.

This two-way unit incorporates a printed circuit, 1/2" diameter "Hi-Q" coils, r.f. power meter, and fused plate supply for circuit protection.

Three different types of units are currently available: the 117-volt a.c. model, a 6-volt d.c., and a 12-volt d.c. version. The set uses four tubes and

the receiver is superregenerative with one stage of amplification. Tuning range of the receiver is the Citizens Band plus the 10-meter amateur radio band.

The output impedance is 52 ohms. The ceramic microphone is equipped with a push-to-talk switch and is suitable for desk or mobile applications.

The unit comes complete with a matching antenna plug while the mobile version is offered with a mounting bracket for dashboard installation.

The cabinet is finished in blue crinkle with a light blue panel. Dimensions are 7 1/4" deep, 8 1/4" wide, and 5 1/2" high. The unit weighs 9 1/2 lbs.

#### TRANSISTORIZED DF KIT

The Heath Company, Benton Harbor, Mich. has added a three-band,



transistorized direction finder to its line of "build-it-yourself" kits.

The Model DF-3 tunes the marine and aircraft band, the marine tele-



# Olson



## FREE



Fill in coupon for a FREE One Year Subscription to OLSON RADIO'S Fantastic Bargain Packed Catalog—Unheard of LOW, LOW, WHOLESALE PRICES on Brand Name Speakers, Changers, Tubes, Tools, Hi-Fis, Stereo Amps, Tuners and thousands of other Electronic Bargains.

NAME \_\_\_\_\_

ADDRESS \_\_\_\_\_

CITY \_\_\_\_\_ ZONE \_\_\_\_\_ STATE \_\_\_\_\_

If you have a friend interested in electronics send his name and address for a FREE subscription also.

### OLSON RADIO CORPORATION

606 S. Forge St. Akron 8, Ohio

## Get This Valuable Book

# FREE



Yes, you get this big, brand new book, "150 Radio-Television Picture Patterns and Diagrams Explained", absolutely FREE! Complete 11x22" Schematic Diagrams on leading models Radio and TV Sets help cut your servicing time. Easy-to-read, large 8 1/2 x 11" pages, with full instructions on how to use the diagrams. A "must" in every repair kit. You get this book as a FREE Gift for asking to see Coyne's new 7-book set, "Applied Practical Radio-Television"!

### At Last! Money-Making "Know-How" On Transistors, Color TV and Servicing

Coyne's great 7-volume set gives you all the answers to servicing problems—quickly! For basic "know-how" that's easy to understand you'll find everything you want in Volumes 1 to 5 on over 5000 practical facts and data. Every step from fundamentals to installing, servicing and trouble-shooting all types of radio and TV sets. So up-to-date it includes the latest on COLOR TV and UHF. All this plus Volume 7—TRANSISTOR CIRCUITS—the most complete book ever published on the applications of transistors in electronics. New! Set has colorful design, washable covers.

### EXTRA! 868-Page TV Cyclopedic Included!

For speedy on-the-job use, you also get Vol. 6—famous Coyne CYCLOPEDIA. Answers problems on servicing, alignment, installation, etc. in easy ABC order. Use this 7-volume TV-RADIO LIBRARY FREE for 7 days; get the Servicing Book FREE!

## FREE!

5 Years Of Valuable Supplements



With your set you also get Coyne's annual Supplement Service FREE for 5 years. Keeps your set up-to-date on everything that will be new in radio, television, electronics and electricity.

Just For Examining COYNE'S New Set

# "Applied Practical Radio-Television"

on 7 DAY FREE TRIAL!

NOW!

7 BIG BOOKS

IN ONE GREAT SET!



**SEND NO MONEY!** Just mail coupon for 7-volume set on 7 days free trial. We'll include book of 150 TV-Radio Patterns & Diagrams. If you keep the set, pay \$3 in 7 days and \$3 per month until \$27.25 plus postage is paid. (Cash price, only \$24.95). Or you can return the library at our expense in 7 days and owe nothing. YOU BE THE JUDGE. Either way, the book of TV-Radio Patterns is yours FREE to keep! Offer is limited. Act NOW!

### FREE BOOK—FREE TRIAL COUPON!

Educational Book Publishing Division  
COYNE ELECTRICAL SCHOOL, Dept. 40-RT  
1501 W. Congress Pkwy., Chicago 7, Ill.

YES! Send 7-Volume "Applied Practical Radio-Television" for 7 days FREE TRIAL per your offer. Include TV-Radio Patterns & Diagram Book FREE.

Name \_\_\_\_\_ Age \_\_\_\_\_

Address \_\_\_\_\_

City \_\_\_\_\_ Zone \_\_\_\_\_ State \_\_\_\_\_

Where Employed \_\_\_\_\_

Check here if you want library sent C.O.D. You pay postman \$24.95 plus C.O.D. postage on delivery. 7-day money-back guarantee.

Educational Book Publishing Division

# COYNE ELECTRICAL SCHOOL

1501 W. Congress Pkwy., Dept. 40-RT, Chicago 7, Ill.

**DC AMMETER**  
**TWO INCH 0-10 Amperes**  
**RUGGIZED..... Ea. \$2.25**  
 5 for \$10.00

**COAX CABLE**  
 RGSU-52 Ohm Impedance—Fresh Stock—500 feet on sealed wooden spools ..... **\$32.50**  
 Each  
 Smaller quantities 7 1/2¢ per ft. Minimum order 25 ft.

**NEW VACUUM CAPACITORS**  
 EIMAC VC 12 MMF-32KV ..... ea. \$6.95  
 EIMAC VC 25 MMF-32KV ..... ea. 7.95  
 EIMAC VC 50 MMF-32KV ..... ea. 8.95  
 JENNINGS JMC-150 MMF-50KV ..... ea. 39.95

**FREQUENCY METER**  
 Vibrating REED type. Round 3 1/2" Bakelite case. Range 57 to 63 cy. 110V. Ea. **\$9.95**

**BRAND NEW MOBILE DYNAMOTORS**  
 MADE BY EICOR—SMALL SIZE  
 Input 12 Volts. Output 400V. 180Ma  
 Cont. Duty. 250 Mil. Int. Duty. **\$4.95**

**POWER TRANSFORMER**  
 Pri. 115V. Secs. 320-0-320V. @ 150 Ma. 5V. @ 2 Amps 6.3V. @ 3 Amps. Primary 110V. 60 cy., Sec 445-0-445V. @ 150 Ma. 25V. @ 4 Amps. 6.3V. @ 6 Amps. 5V. @ 2 Amps. Ea. **\$4.95**  
 Write for quantity prices

**FILAMENT TRANSFORMERS**  
 Primary 110 volts 60 cycle. Secondary 2 1/2 V. 10 Amps. Full insulation. Suitable for pair of 866 tubes. **\$3.95**  
 Primary 110V. Sec. 6.3V. Ea. **\$3.50**  
 20 Amps. Ea. **\$8.95**  
 Primary 110V. Sec. 6.3V. @ 60 Amps Ea. **\$8.95**

**CHOKE—FULLY CASED**  
 5 HENRY @ 200 Ma ..... 1.95  
 5 HENRY @ 250 Ma ..... 2.25  
 4 HENRY 400 Mil ..... 3.95  
 12 HENRY 500 Mil ..... 8.95  
 4 HENRY 900 Mil ..... 12.95  
 6 HENRY 600 Mil ..... 8.95

**BRAND NEW OIL CONDENSERS**

2 MFD 600 VDC .50	8 MFD 2000 VDC 4.95
2 MFD 600 VDC .60	8 MFD 2500 VDC 8.95
4 MFD 600 VDC .75	2 MFD 2500 VDC 2.50
5 MFD 600 VDC .80	2 MFD 3000 VDC 1.85
6 MFD 600 VDC .85	2 MFD 3000 VDC 3.50
8 MFD 600 VDC .95	4 MFD 3000 VDC 6.95
10 MFD 600 VDC 1.15	2 MFD 4000 VDC 6.25
12 MFD 600 VDC 1.50	2 MFD 4000 VDC 6.25
15 MFD 600 VDC 1.70	3 MFD 4000 VDC 8.95
3x8 (24 MFD) 600 VDC. 2.50	4 MFD 4000 " 12.95
1 MFD 1000 VDC .60	5 MFD 7500 VDC 2.95
2 MFD 1000 VDC 1.35	2 MFD 7500 " 17.95
4 MFD 1000 VDC 1.35	2 MFD 10,000 " 29.95
8 MFD 1000 VDC 1.95	1 MFD 12,500 " 19.95
10 MFD 1000 VDC 2.30	2 MFD 12,500 " 34.50
12 MFD 1000 VDC 2.95	2 MFD 12,500 " 34.50
15 MFD 1000 VDC 3.50	1 MFD 15,000 " 42.50
1 MFD 1500 VDC .45	5 MFD 25,000 " 34.95
1 MFD 1500 VDC .75	1 MFD 25,000 " 69.95
2 MFD 1500 VDC 1.10	50 MFD 125 VAC 2.50
4 MFD 1500 VDC 1.95	10 MFD 330 AC. 1.95
8 MFD 1500 VDC 2.95	20 MFD 330 AC. 2.95
1 MFD 2000 VDC .85	50 MFD 330 AC. 4.50
2 MFD 2000 VDC 1.50	8 MFD 660 AC. 2.95
4 MFD 2000 VDC 3.50	

**SIGMA 5F RELAY**  
 16,000 ohm in dual 8,000 ohm coils. SPDT adjustable silver contacts and armature tension. Operates on 500 Microamperes or less ..... Ea. **\$3.95**  
 Write for quantity prices

**RELAYS**

24V. AC 4PDT.....Ea.	<b>\$1.85</b>
110V. AC 3PDT.....Ea.	<b>\$1.85</b>
ALLIED 110V. AC 4PDT.....Ea.	<b>\$2.75</b>
Potter-Brumfield 5MSLS 5000 ohm, 4 Ma. Sens.....Ea.	<b>\$2.25</b>
Allied Relay 110 V. AC. DPST.....Ea.	<b>\$1.35</b>
Hermetically Sealed Relay Coil 110V AC 60 cy SPDT Contacts 5 Amps.....Ea.	<b>\$1.50</b>
6 Volt DC DPDT H.S.....Ea.	<b>99c</b>
12 Volt DPDT DC Relay.....Ea.	<b>\$1.35</b>
SIGMA type 22RJC 8,000 ohm SPDT, small sealed relay.....Ea.	<b>\$2.49</b>
Sealed Relay. SPDT, 6,000 ohm coil.....Ea.	<b>\$1.95</b>
G.E. Relay control, contains 8000 ohm relay, sensitivity 2 mila. 10 for \$9.25. ea.	<b>\$1.10</b>
LEACH ANT. RELAY 110V. AC DPDT Ceramic Ins.....Ea.	<b>\$3.45</b>

**PANEL METERS**

STANDARD BRANDS 1 1/2" METERS	18-36 Volts DC.....1.99
0-1 Mil......95	0-150 V. AC.....3.49
0-100 Micro.....3.95	0-3 Amps RF.....2.95
<b>2" METERS</b>	<b>3" METERS</b>
0-50 Micro (0-5 scale).....4.95	100-0-100 Micro Amps DC.....5.95
0-10 Amps DC.....2.95	0-150 Mil DC.....3.95
0-20 Volts DC.....2.95	0-12 Volts AC.....3.95
	0-15 Volts AC.....3.95

**MISCELLANEOUS SPECIALS**  
 SPERTI Vacuum Switch used in ART13 ea. \$1.50  
 36 OHM 50 Watt Global Non-Ind. Res. 2 for \$1.00  
 3-12 MMF Erie Ceramic Trimmers ..... 21¢  
 Murdock Headphones—BRAND NEW 10,000 ohm imp. with std. phone plug. ea. \$2.95  
 Replacement 8' phone cord for Standard Headsets ..... 35¢  
 CUTLER-HAMMER TOGGLE SWITCH SPDT (ST42D) 4 for \$1.00. ea. **29¢**  
 WILLARD STORAGE CELL—2V. 28 Amp hrs. Clear plastic case. Shipped dry. ea. **\$2.50**  
 Write for quantity prices on all special items

All merchandise sold on a 10 day money back guarantee  
 Min. Order \$3.00—25% with Order—F.O.B. New York

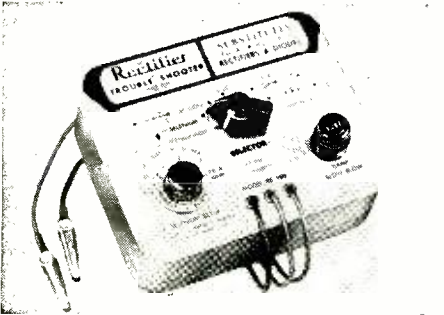
**PEAK**  
 ELECTRONICS COMPANY  
 66 W. Broadway, New York 7, N. Y., W0-2-2370

phone band, and standard broadcast band with unusual selectivity, sensitivity, and tone quality. The 9-transistor circuit operates from six long-life standard flashlight cells.

Accurate fixes are assured by a balanced loop rotating antenna and a collapsible whip "sense" antenna which eliminates 180-degree ambiguity. The assembly of the kit is simplified by means of the pre-assembled and pre-aligned tuning section.

**RECTIFIER CHECKER**  
*Sencore* of Addison, Illinois has re-released another time-saving test instrument for service technicians—the RS106 rectifier trouble shooter.

According to the company, this unit acts as a substitution box for checking suspected rectifiers and diodes. The instrument provides a positive check, eliminating guesswork as to whether



or not the component should be replaced. The RS106 provides instant direct substitution for selenium rectifier types used in radio, TV, and electronic circuits up to 500 ma.; silicon rectifiers, single diodes (with the exception of some high-frequency units); dual diodes, etc.

Write the manufacturer direct for additional details and price information.

**U. S. L.'S "RADIO-PHONE"**  
*United Scientific Laboratories, Inc.*, 35-15 37th Avenue, Long Island City 1, N. Y. has entered the CB market with




a low-cost superhet transceiver which is being offered as the Model TR-800 "Radio-Phone."

The circuit features five transmitting channels; 22-channel, vernier-tuned reception; 3 watts audio output; input power to the transmitter of 5 watts of fully plate-modulated power; and a power pack for 6- or 12-volt mobile use. The transmitting channels may be changed through a removable panel located on the front of the unit. The transceiver is supplied fully assembled complete with one crystal

and a microphone. It measures 10 1/4" wide, 6 1/2" deep, and 5 3/8" high. Full details, including price, are available from the manufacturer on request.

**LOW-COST ULTRASONIC UNIT**  
*Ultrasonic Industries, Inc.*, Albertson, New York is currently in production on its System Forty "diSONtegra-



tor," an ultrasonic cleaning unit which is priced under one-hundred dollars.

The System Forty is a full half-gallon capacity model which will disintegrate more than fifty distinct classes of soils and contaminants ranging from a wide variety of products ranging from surgical instruments to delicate electronic components. The device includes a 40-watt generator with an output of 90,000 cps and a cleaning tank with a cleaning compartment measuring 5 3/4" long, 5 1/4" wide, and 4" deep. The tank is of heavy gauge stainless steel with rounded corners. It is finished with a 4A grade high polish to avoid soil entrapment, thereby insuring surgical cleanliness.

The unit operates by means of a single push-pull control knob from any convenient source of 117 volts, 50/60 cycle a.c.

**NEW TV TUBE TYPES**  
 The Distributor Products Division of *Raytheon Company*, Westwood, Mass. has added ten new receiving tubes to its replacement line.

Three of the new tubes are half-wave rectifiers. The 6DE4 and the 17DE4 are both octal based and are used in television damper applications. The 50DC4 is a seven-pin miniature rectifier for use in intercoms and small audio amplifiers.

The 6DQ6B is an improved version of the 6DQ6 and the 6DQ6A and can be used in place of either. The seven-pin duo-diode-triode, the 12EL6, is designed to be used as a detector in radio receivers.

The other new offerings are nine-pin miniatures: the 5BW8, 6EU8, 6GH8, 6GK6, and 6DT8.

Complete specifications on these new replacement tubes are available from Glen Foster at the company address.

**FRAME-GRID ECC88'S**  
*CBS Electronics* is now offering the ECC88/6DJ8 high-gain twin triode with true frame-grid construction for high reliability applications in instrumentation, industrial controls, nuclear electronics, communications and broadcast equipment, and TV tuners. The new tube provides high transconductance, high input impedance,



low noise figure, and uniform characteristics, according to the company. The superior mechanical strength of the grid is supplied by a welded molybdenum frame while the excellent electrical characteristics are the result of the tightly wound, precisely positioned fine tungsten wire comprising the grid.

Complete technical data on this new tube is available from the company's Information Services at 100 Endicott Street, Danvers, Mass. Ask for Bulletin E-369.

#### SHOP "TOOL KADDY"

G-C Electronics Co., 400 St. Wyman St., Rockford, Illinois is now offering a unique "Tool Kaddy" which has been designed especially for the technician group.

Intended as an aid to eliminating the clutter around the workbench, the unit will hold tools of all sizes and types from hammers and soldering irons to tweezers and probes. A snap-in, snap-out feature provides the easily mounted holder with this unusual versatility. Additional details on this unit will be supplied by the company on request.



#### ALL-AM STEREO SYSTEM TRIED

A COMPLETELY AM stereo system is being tried out by CJAD; Montreal; XEW, Mexico City; and Radio Rumbos and Radio Continente in Caracas, Venezuela. The system, developed by Kahn Research Laboratories, Freeport, N. Y., transmits the two stereo channels on the two sidebands of the AM signal. A special transmitter adapter is required to produce the broadcast signal.

In order to receive the transmission, two ordinary AM broadcast receivers are used. One of these is tuned to the upper sideband and the other is tuned to the lower sideband. When only a single broadcast set is used and this is tuned directly to the carrier, both sidebands add to produce a compatible monophonic signal. For further details, see "SSB Broadcasts Promise Hi-Fi" in the August 1957 issue of this publication (page 127).

#### DISTRIBUTION SEMINAR

CBS Electronics is sponsoring an intensive five-day industrial management seminar for distributors of CBS tubes. The course will be given at Clarkson College of Technology in Potsdam, New York, from June 12 to 17th.

Distributors who meet the requirements will be invited to attend and to send their key personnel to the course.

The company will provide transportation to and from the campus, pre-paid tuition, meals, and dormitory facilities, as well as all study materials needed for the course. At the close of the seminar a certificate of achievement will be awarded to those successfully completing their studies.

Details on the seminar are available from the tube division at Danvers, Mass.

#### FIRST ARMY MARS SCHEDULE FOR APRIL

The First U.S. Army MAHS SSB Technical Net has announced the following program schedule for April over 4040 kc. upper sideband, Wednesday evenings at 9 p.m. (New York time):

April 6—"Filter Design and Applications" by James L. Prather, Instructor, Radio Division, USASCS, Fort Monmouth, New Jersey.

April 13—"New Semiconductors for High Frequency Circuits" by W. A. McCarthy, Chief Applications Engineer, Semiconductor Division, Raytheon Co., Boston.

April 20—"Modern Trends in Electronic Instrumentation" by Walter A. Knoop, Jr., Gawler-Knoop Co., Roselle, New Jersey.

April 27—"TACAN and Similar Aircraft Navigation Systems" by William Loebel, Project Engr., Olympic Radio & TV Div., Siegler Corp., Long Island City, New York.

April, 1960



## ELECTRONICS

### ANNOUNCES

## A VERY SPECIAL PURCHASE \$50,000 WORTH OF AMPLIFIERS, TUNERS, CHANGERS, SPEAKERS AND HORNS... DISCONTINUED 1959 MAKES OF FAMOUS MANUFACTURERS


- All Items Brand New
  - 90-Day Unconditional Mfr's. Guarantee
- These Specials Are Offered To You WHILE THEY LAST At Substantial Discounts Under Audiophile Net Prices! Many Items Less Than Dealer Cost!

BROADCAST FIDELITY SPEAKERS	List Price	IFA SALE PRICE
(Made in England) Ebony and Chrome		
8" p.m. 45-13,500 cps.	\$24.95	\$ 9.95
12" p.m. 37-13,500 cps.	\$34.95	\$14.95
<b>STEPHENS MID-RANGE HORNS &amp; TWEETERS</b>		
214, Super Tweeter 8-multicellular horn.		
Compl. 3,500-22,000 cps.	\$37.50	\$25.95
814, 4-multicellular, 800-16,000 cps. W/216 driver	\$94.00	\$55.00
824H, 8-multicellular horn compl. w 216 driver.		
Range 800-16,000 cps.	\$110.00	\$69.00
825H, 10-multicellular horn w P30 driver, 800 to 18,000 cps.	\$164.00	\$95.00
826H, 12 multicellular horn w P30 driver, 800 cycle	\$170.00	\$99.00
625H, 10-multicellular horn w P30 driver, 600-18,000 cps.	\$190.00	\$115.00
<b>— CROSSOVERS —</b>		
600X, 600 cycles, 16 ohms	\$49.50	\$33.00
800X, 800 cycles, 16 ohms	\$33.00	\$22.00

**PERPETUUM EBNER STEREO CHANGERS**  
The very latest German imported precision 4-speed record changer complete with stereo cartridge and base. 4-pole motor. Can be used as replacement for monaural use in all Hi-Fi sets if you do not have stereo cartridge.

Regular \$69.95 — IFA SALE PRICE... **\$29.95**  
Less base... \$24.95  
We sincerely believe this changer is superior to any American-made Hi-Fi changer in today's market.

**SARGENT RAYMENT AMPLIFIERS & TUNERS**



**MONAURAL DELUXE 25-WATT AMPLIFIER**  
Complete with pre-amp.  
Net: \$149.95 IFA SPECIAL... **\$85<sup>00</sup>**

**AM-FM TUNER**  
With stereo pre-amp tone control plus 40-watt (dual 20 watt) stereo amplifiers.  
Net: \$296.20 IFA SPECIAL... **\$179<sup>95</sup>**



**Stereo Pre-Amp, Tone Control AMPLIFIER**  
"The most convenience ever built into a single chassis." Tube complement: 4-7189, 2-6AN8; 4-12AX7; 1GZ34.  
Net: \$189.60 IFA SPECIAL... **\$99<sup>95</sup>**

**Maywood Monaural Combination TUNER & AMPLIFIER**  
Complete with separate 20-watt amplifier.  
Net: \$199.95 IFA SPECIAL... **\$119<sup>95</sup>**

## ifa ELECTRONICS

17640 Burbank Blvd., Encino, Calif.  
Free Literature On Request State 8-0530

\* Money refunded on items sold out. \* All items cash or C.O.D. 25% deposit required. \* Guarantee Card With Every Unit \* Shipments F.O.B. Encino, Calif.

**CHOOSE ANY 2  
PAKETTES FREE  
WITH EVERY \$12 ORDER  
DURING LEKTRON'S \$1 SALE**

**FREE!  
HANDY CARRYALL  
IN EVERY PAK!**

- 60 Plugs & Rec't's Power battery \$1
- 60 RELAY SURPRIZE 100 ohm relay assortment. Guaranteed safe. Ref. \$1
- 40 HI Q Condensers NFO's. 200 val. caps. Forest. 1000 \$1
- 60 Terminal Strips 10 Hrs. Used in elec. projects. Ref. \$1
- 60 COILS & CHOKES RE. ant. coil. 100 ohm. 1/2 W. 15 VDC. \$1
- 70 ONE WATTERS R-100's. 100 ohm. 1/2 W. 15 VDC. \$1
- 40 TUBE SOCKETS 4-20 pins. 100 ohm. \$1
- 4 OUTPUT XFMR'S 500 VA. 100 ohm. 1/2 W. 15 VDC. \$1
- 2 Silicon Rectifiers 200 V. 100 ohm. 1/2 W. 15 VDC. \$1
- 2 Power Transistors 10 W. 100 ohm. 1/2 W. 15 VDC. \$1
- 3 Ferris Loopsticks New. Add. 100 ohm. 1/2 W. 15 VDC. \$1
- 8 Sil. & Xtal Diodes 1N21, 1N28, 1N38, etc. \$1
- 100 HALF WATTERS 100 ohm. 1/2 W. 15 VDC. \$1
- 15 Lucite Carryalls 100 ohm. 1/2 W. 15 VDC. \$1
- Hearing Aid Phone Cord. Use as ant. \$1
- 30 DISC COND'ERS 100 ohm. 1/2 W. 15 VDC. \$1
- 10 ELECTROS - \$15 Vol. EP & 1/2 W. 15 VDC. \$1
- "Giant" Sun Battery 100 ohm. 1/2 W. 15 VDC. \$1
- 40 Printed Cir. Parts Boards. 100 ohm. 1/2 W. 15 VDC. \$1
- 6 ROLLS VINYL TAPE 100 ohm. 1/2 W. 15 VDC. \$1
- 2 PNP TRANSISTORS 100 ohm. 1/2 W. 15 VDC. \$1
- 2 NPN TRANSISTORS 100 ohm. 1/2 W. 15 VDC. \$1
- 500 & 65 Mil Rect'rs 100 ohm. 1/2 W. 15 VDC. \$1
- 30 Power Resistors 100 ohm. 1/2 W. 15 VDC. \$1
- 60 Insulated Rect'rs 100 ohm. 1/2 W. 15 VDC. \$1
- 10 PANEL SWITCHES 100 ohm. 1/2 W. 15 VDC. \$1
- 40 One Percent-ns Resistors. 100 ohm. 1/2 W. 15 VDC. \$1
- 125 FT. MICRO-WIRE 100 ohm. 1/2 W. 15 VDC. \$1
- RCA Plug N' Jack Sets. 100 ohm. 1/2 W. 15 VDC. \$1

- 60 Condenser Spec. 100 ohm. 1/2 W. 15 VDC. \$1
- 11-Pc. Undriver Set 8 sizes. 100 ohm. 1/2 W. 15 VDC. \$1
- 1 Sq. Crystal Mike 100 ohm. 1/2 W. 15 VDC. \$1
- 6 Transistor Sockets With 100 ohm. 1/2 W. 15 VDC. \$1
- 20 Panel Pilot Lites 100 ohm. 1/2 W. 15 VDC. \$1
- 25 TRANS. SPEC. 100 ohm. 1/2 W. 15 VDC. \$1
- 65 RESISTOR SPEC. 100 ohm. 1/2 W. 15 VDC. \$1
- 520 CONTROL PAK 100 ohm. 1/2 W. 15 VDC. \$1
- 20 TWIST DRILL SET 100 ohm. 1/2 W. 15 VDC. \$1
- 60 Porcelain Conds. 100 ohm. 1/2 W. 15 VDC. \$1
- 60 MICA COND'ERS 100 ohm. 1/2 W. 15 VDC. \$1
- 60 SUBMINI COND'S. 100 ohm. 1/2 W. 15 VDC. \$1
- 530 ELECTRO PAK 100 ohm. 1/2 W. 15 VDC. \$1
- 25 SURPRISE PAK 100 ohm. 1/2 W. 15 VDC. \$1
- 70 Tubular Cond'rs 100 ohm. 1/2 W. 15 VDC. \$1
- 30 "SILVER" MICAS 100 ohm. 1/2 W. 15 VDC. \$1
- 300-Ft. Hook-Up Wire 100 ohm. 1/2 W. 15 VDC. \$1
- 60 RADIO-TV KNOBS 100 ohm. 1/2 W. 15 VDC. \$1
- 1500 Pcs. Hardware 100 ohm. 1/2 W. 15 VDC. \$1
- 3 Hobby Transistors 100 ohm. 1/2 W. 15 VDC. \$1
- 12 Germanium Diodes 100 ohm. 1/2 W. 15 VDC. \$1
- 30 "Sealed" Circuits 100 ohm. 1/2 W. 15 VDC. \$1
- 30 Molded Cond'rs 100 ohm. 1/2 W. 15 VDC. \$1
- 15 "Grain-O-Wheat" Lamps. 100 ohm. 1/2 W. 15 VDC. \$1
- 35 TWO WATTERS 100 ohm. 1/2 W. 15 VDC. \$1
- 8 ATOMIC LIGHTS 100 ohm. 1/2 W. 15 VDC. \$1
- 6 Pc. Jewell's Drivers 100 ohm. 1/2 W. 15 VDC. \$1
- 10-IN-1 PAKETTE 100 ohm. 1/2 W. 15 VDC. \$1
- 2 Transistor Transf. 100 ohm. 1/2 W. 15 VDC. \$1
- 50-Ft. Extension Cable 100 ohm. 1/2 W. 15 VDC. \$1

**FREE! Write  
for GIANT  
Bargain Catalog**

**Minimum Orders—\$2**

- Check ea. item wanted
- Return ad with order
- Avg. wt. 1 lb. per pak
- Ea. Pakette guaranteed

My FREE PAKETTES are:  
1. \_\_\_\_\_  
2. \_\_\_\_\_

**CLIP 'N  
MAIL!  
USE AS  
ORD-A-GRAM**

Include check or M.O. with sufficient postage; excess returned. C.O.D. orders, 25% down, rated, net 30 days. INCLUDE POSTAL ZONE in address.

**LEKTRON** 133 Everett Ave. CHELSEA 50, MASS.

**Electronics 20 Years Ago**  
(Continued from page 41)

of enlistment in the Signal Corps for those who wanted to train for the future. We wonder how many people reading these words got their starts in that way? Seers were writing and talking about the great future for "industrial electronics"—much as they do today.

The ham had been an active and enthusiastic contributor to the field for many years. At that time, however, his hobby was much less costly. He was told how, as a beginner, he could assemble an impressively complete ham shack for less than \$50. However, what with all the interest, the airways were becoming a little crowded, and he was being urged to move up into spectrum space that was getting relatively little use. "Let's Try 112 Mc." urged one author, extolling the virtues of 2.5 meters. For "very-ultra-short-wave reception," there was one unit that would take him up to 1 meter (300 mc.). And there's no point in showing you any pictures of what amateur equipment looked like "in those old days." You might mistake this article for one about a new item. So what's new?

**Yes, We Had Television**

If you really want something new, you had better stick to transistors, although experimentation with semiconductor materials and properties was well under way. If you expect to thumb your nose across the time gap because you now happen to own a TV set, you're in trouble. Of course, the nation was not smothering under a pile of 50 million sets in use, but there was enough interest for this magazine to run under its title on the contents page "Including Articles on Popular Television." The editors weren't fooling, either. The regular monthly feature, "The Video Reporter," had plenty of meat in it each month; there was a series on basic television; and there were many reports on new developments.

Early fans were already snickering at the excessive conservatism of broadcast executives who, adhering to the principle that over-the-horizon reception was not practical, were not promising good reception more than fifty miles away. Excellent results were being obtained up to a hundred miles away, and set salesmen in New York City were beginning to probe the up-state resort areas that far out. No summer hotel, they were insisting, could afford to lose its customers to nearby competitors who were putting in video receivers. In fact, two stations sharing the same channel (50 to 56 mc.), located in New York and Philadelphia, had to work out a time sharing agreement, to avoid the growing problem of co-channel interference.

A video broadcast had been picked up successfully in an airplane, and "re-

**AN/ART-13 100-WATT  
TRANSMITTER**

(Government original cost \$1,000.00)

Designed to provide radio communication by voice, (MCW) or CW telegraphy. Class "B" audio modulator system capable of modulating the carrier at least 90% on voice or MCW. Incorporates automatic tuning mechanism which may be used to select any one of 11 frequencies, range 2000 KC to 18,000 KC. Frequencies 200 KC to 1500 KC range is provided by addition of oscillator 0-16/ART-13-A. Shipping weight 90 pounds.

With Tubes and Meters—  
Condition Fair **\$29.50**  
Less Meters and Tubes—  
(for spare parts only).....\$10.00  
0-16 Low Frequency Oscillator.....\$ 5.95  
AN/ART-13-T47 with Tubes and  
Meters. Condition Good..... **\$39.50**  
T47 with Tubes and Meters. Condition  
Excellent..... **\$49.50**

- BC-603 FM RECEIVER—20-27.9 MC  
Unused.....\$12.95  
With 6 Spare Tubes.....14.95
- BC-604 FM TRANSMITTER—20-27.9 MC  
Unused.....\$ 3.95  
With 3 Extra Tubes.....4.95
- DM-34 DYNAMOTOR for BC-603  
Unused.....\$ 3.95
- DM-35 DYNAMOTOR—Input 12 volts.  
Output 625 volts, 225 MA.  
Unused.....\$ 7.95

**TWO 3" CALVANOMETERS**—Test Leads, Multiplier Switch in hinged carrying case. BRAND NEW—G.E. Servo Testmeter. \$9.95  
**X-BAND POWER LEVEL TEST SET, TS-36/AC.** BRAND NEW, in original packing, with accessories. Measures 10 to 30 dbm, 8700-9500 mc. Acq. cost \$477.00..... ONLY \$59.50  
**HI-FI HEADSETS** with Rubber Pads. NEW.....\$7.95

Write for Bargain Flyer

**R W ELECTRONICS**

2430 S. MICHIGAN AVE., DEPT. N  
Phone: CALumet 5-1281 Chicago 16, Illinois

**ELECTRONICS WORLD HAS  
A BUYER FOR YOUR USED  
EQUIPMENT OR COMPONENTS!**

The 245,000 purchasers of **ELECTRONICS WORLD** are always in the market for good used equipment or components. So if you have something to sell, let EW readers know about it through our classified columns. It costs very little: just 60¢ a word, including name and address. Minimum message: 10 words.

For further information write: Martin Lincoln  
**ELECTRONICS WORLD**  
One Park Avenue  
New York 16, N. Y.

note" broadcasts were coming right along: a pickup of a prize fight from Madison Square Garden came through with studio quality. *Du Mont* had just come up with a screen phosphor of improved persistence, which successfully eliminated flickering in the picture. Speculation began that this would permit increasing the number of scanning lines in the raster above the then popular 441 lines to improve definition. This same manufacturer also introduced a giant picture tube with a 20-inch diameter. However, TV was still "an engineering achievement and a commercial enigma." The public just wasn't going for it as well as expected, and no one knew why. We now know that the acceptance finally came. (Are you listening, color advocates?)

### Test Equipment

If you were in "radio service," you probably did not own an oscilloscope—but you could have. It might have used a 2-inch CR tube, like the bench job in Fig. 4. It had a minimum complement of five tubes and its bandpass wouldn't take your breath away, but it worked.

However, the v.t.v.m. was being promoted heavily. Yours probably didn't even use a bridge circuit, but it did use the high input impedance of a one-tube d.c. amplifier to prevent circuit loading. "Up to 2 megohms per volt input resistance!" advertisers were correctly claiming. To make a real impression, your v.t.v.m. had to be big, like the unit in Fig. 2 (13½ inches high). Was there room on the bench for much else? You could have that model for under \$18.

You could have an r.f.—a.f. signal generator for about \$13, but for \$35 a deluxe unit would give you up to 30 mc. on fundamentals with high output and take you right up to the u.h.f. band on 6th harmonics. Tube checkers (mostly emission types) went for \$12 and \$17. They would test all types including octals, 117-volt tubes, and the new single-ended (no grid caps) types. A transconductance tester went for less than \$50.

Tubes, incidentally, were getting to be a problem. "Are there too many tube types?" asked one authority. He thought the unnecessary duplication was creating inventory problems for service shops, and that the available number could profitably be reduced without much loss of flexibility!

Service problems included tube mark-ups (would reducing them help or hurt business?), service fees (flat-rate or hourly?), factory service (one manufacturer would fix any radios of his own make for \$1), the unskilled newcomer, and the customer who wanted something for nothing. You were also being told not to knock your competitor.

Yes, much has changed in electronics since 1940—in size and scope, if in little else. We can't even find an original phrase for summing up those twenty years. Let's settle for, "The more things change, the more they remain the same."

-30-

# Now Completely SELF-CONTAINED

For Testing & Rejuvenating  
BLACK AND WHITE and COLOR including 110° TUBES

## NEW CRT 440







#### TESTS AND REJUVENATES

all black & white and color picture tubes at correct filament voltage from 1 to 12 V.

#### TESTS AND REJUVENATES

110° tubes with 2.34, 2.68, 6.3 and 8.4 volt filaments.

#### TESTS AND REJUVENATES

color picture tubes. Checks each color gun separately same as black & white tubes.

*Used by Thousands of Professional Servicemen  
MAKES NEW PICTURE TUBE SALES EASIER*

Gives you more value than ever—all-in-one. Quickly checks and corrects most TV picture tube troubles in a few minutes right in the home without removing tube from set. Gives new useful life to weak or inoperative tubes. Checks leakage. Restores emission and brightness. Repairs inter-element shorts and open circuits. Life test checks gas content and predicts remaining useful life of picture tube. Completely self-contained in leatherette-covered carrying case. Net \$74.95

#### ACCESSORIES for USE ONLY with FORMER B&K Models 400 and 350 CRT



**Model C40 Adapter.** For use only with all previous B&K Model 400 and 350 CRT's. Tests and rejuvenates TV color picture tubes and 6.3 volt 110° picture tubes. Net, \$9.95



**Model CR48 Adapter.** For use only with all previous B&K Model 400 and 350 CRT's. Tests and rejuvenates 110° picture tubes with 2.34, 2.68, and 8.4 volt filaments. Net, \$4.95

See your B&K Distributor  
or Send now for Bulletin ST24-N

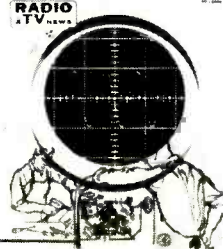


**B & K MANUFACTURING CO.**

1801 W. BELLE PLAINE AVE • CHICAGO 13, ILL.  
Canada: Atlas Radio Corp., 50 Wingold, Toronto 10, Ont.  
Export: Empire Exporters, 277 Broadway, New York 7, U.S.A.

## SEND ELECTRONICS WORLD EVERY MONTH

ELECTRONICS WORLD



name \_\_\_\_\_  
address \_\_\_\_\_  
city \_\_\_\_\_ zone \_\_\_\_\_ state \_\_\_\_\_

Check one:  
 3 years for \$12     2 years for \$9  
 1 year for \$5  
 In the U. S., its possessions, and Canada  
 Payment enclosed     Bill me  
 Foreign rates: Pan American Union countries, add .50 per year; all other foreign countries, add \$1.00 per year.

Mail to:  
**ELECTRONICS WORLD**  
 Dept. EW 460  
 434 S. Wabash Ave. Chicago 5, Ill.

**"TAB" Tubes Tested, Inspected, Boxed—  
Six Months Guarantee!! No Rejects!  
NEW & Used Gov't & Mfgs. Surplus!**

*Orders \$10 or more, Reverts to us only Ltd. 28 states*

0A2	80	6B16	48	12A7E	31	1B5	1.00
0B2	80	6B17	48	12A7F	31	1B7E	1.10
0C3	89	6B17	1.25	12A7G	69	4-65A	16.00
0D3	35	6B16	38	12A7H	69	2021	2/81
0Z4	89	6B17	1.25	12A7J	79	3023	3/85
1A7	89	6B27	1.25	12BA6	69	717A	5/81
1B3	78	6C4	43	12BA7	69	4-125	29.00
1R5	78	6C5	43	12BA6	69	4-250	35.00
1S4	78	6C6	80	12BE6	59	4E27	7.00
1T4	78	6C6F	1.19	12BF6	59	4PR60	29.50

*Send \$6 for Catalog*

1U4	3/81	6H6	3/81	12BH7	99	4X150C	15.00
1U5	73	6H5	72	12BY7	98	4X250C	19.00
1X2A	68	6J6	18	12BZ7	99	4X500C	38.00
3Q4	68	6K6	59	12CU6	1.45	58P1	4.98
3Q5	89	6K7	74	12SA7	99	58P4	4.98
3S4	68	6L6	1.19	12SG7	89	35T	4.00
3V4	83	654	59	12SH7	89	100T	7.00
5R4	68	656	99	12SJ7	75	316A	3/81
5U4	59	65A7	99	12SK7	99	388A	3/81
5V4	89	65B7	1.19	12SQ7	84	416B	16.00

*Wanted Surplus Electronics from schools & U*

5Y3	59	65C7	89	198G6	2.15	450T	42.00
6AB4	68	65G7	79	191T8	1.15	1907	1.00
6AC7	79	65H7	99	258Q6	1.39	809	3.00
6AG7	89	65J7	99	25L6	69	811	4.10
6AH6	68	65K7	72	25W4	7.72	812	3.00
6AK5	69	65L7	89	25Z5	69	813	9.00
6ALS	2/81	65N7	2/81	25Z6	73	814	3.45
6AG5	68	658	99	25Z7	3.45	815	2.75
6A57	3.00	65R7	79	EL37	2.49	826	5.59
6AT6	1.19	6T8	98	35L6	69	829B	8.00

*Wanted 50¢ TL, Budget Top \$\$\$ Paid*

6AU4	1.10	6U8	98	35W4	48	832A	7.00
6AU5	1.10	6V6GT	79	35Y4	68	832A	2/73
6AU6	69	6W4	79	35Z5	68	1625	5/81
6AX4	79	6W6	89	50A5	68	6146	4.00
6BA6	69	6X4	2	50B5	68	56P5	1.00
6BA7	1.00	6X5	49	50C5	69	5881	2.70
6BD6	69	6V6	97	50L6	69	6550	3.00
6BE6	69	6W7	89	50T6	69	6551	1.00
6BG6	1.50	12AL5	59	75	59	5894	12.00
6BH6	72	12AQ5	75	80	59	7193	10/81

**TUBES WANTED! WE BUY! SELL & TRADE!**

**\*NEW "TEKSEL" SELENIUM RECTIFIERS**

**FULL WAVE BRIDGE RECTIFIERS. ONE YEAR GTD!**

AMP.	18VAC	28VDC	75VAC	118VAC
CONT.	14VDC	28VDC	56VDC	118VDC
1AMP	\$ 1.30	\$ 2.00	\$ 4.90	\$ 9.45
2AMP	2.15	3.00	6.25	12.30
3AMP	2.90	4.00	8.20	16.75
6AMP	4.15	6.00	18.25	36.15
10AMP	6.10	12.15	26.30	48.90

Write for Complete Rectifier Catalog



**"TAB" KITS! "TAB" THE BEST KITS! "TAB"**

- All Kits Complete. Most Parts Tested & Screened*
- Kit 2 Eng. Parallel Rules
  - Kit 35 Precision Resistors
  - Kit 10 Switches
  - Kit 75 Resistors 1/2 1/2W
  - Kit 150 Carbon Resistors
  - Kit 25 Panel Lamps
  - Kit 12 Electrolytic Cond's
  - Kit 56 Tube Sockets
  - Kit 65 Tubular Cond's
  - Kit 500 Lugs & Eyelets
  - Kit 10 Bathub Oil Cond's
  - Kit 5 lbs. Surprise Pkgy.
  - Kit 10 Knittr. Mica Cond's.
  - Kit 3 Phone Patch Xfms
  - Kit 3 Searchlights
  - Kit Circular Slide Rule
  - Kit 12 Algr. Clip Ass'd.
  - Kit 5 Sub-Min Tubes
  - Kit 40 Standoff Insulators
  - Kit 35 Power Resistors
  - Kit 40 Mica Cond's
  - Kit 5 Crystal Diodes
  - Kit 100 Fuses, Assorted
  - Kit 100 Germanium Diodes
  - Kit 5 FT243 Xtal Holders
  - Kit 5 Microswitches
  - Kit 4 Ass'd Rectifiers
  - Kit 25 Transistors
  - Kit 4X50 F. Hookup Wire
  - Kit 2 Veeder Counters
  - Kit 12-Computer Toroids
  - Kit High Grad Xtal. Mike

**BUY 10 KITS—GET ONE FREE EACH KIT 99¢**

**NEW SILICON 500MA RECTIFIERS**

GENERAL PURPOSE 400 PIV @ 250 MA  
SPECIAL 2 FOR \$1 25 FOR \$10

rms piv	rms piv	rms piv	rms piv
35 50	70 90	140 200	210 300
30c	45c	80c	65c
rms piv	rms piv	rms piv	rms piv
280 400	350 500	420 600	490 700
78c	\$1.00	\$1.20	\$1.50
rms piv	rms piv	rms piv	rms piv
560 800	630 900	700 1000	770 1100
\$1.59	\$2.50	\$3.50	\$3.12

Use in F.W. Bridge or F.W.C.T. up to 750ma or 27 Fins for 1.5A. (\$5 or more we pay postage 48 states.)

**TRANSISTORIZED DC POWER!**

**HI-EFFICIENCY DC TO DC TO 450 VDC**  
"TABSTAT" KIT or BUILD!

Output 450 & TAB 250VDC at up to 150 MA Up to 70 Watts. High efficiency: ripple 0.2%; low idle current one amp silicon rectifiers, oil condensers, zener transf. 500V 100mA. Full output, transf. Regulation 5% at 20 to 100% load! Small in size! Quot! Light wgt! Low priced gtd "TABSTAT" KIT \$12.95. Inhl. \$8. Assembled U-Built KIT TR1245C Only \$33. "TABSTAT" 250VDC @ 100MA 12V IN TR1225C \$27. KIT TR1225C \$30. 6V INHL TR12125C \$30. KIT TR12125C \$27.



**NEW Selenium Radio & TV Rectifiers! GTD.**

65MA 45c. @ 6 for \$2; 100MA 45c. @ 12 \$5;  
250MA 65c. @ 10 \$8; 300MA 88c. @ 10 \$8;  
500MA \$1. @ 10 \$8, 25 \$18

*Orders this Item \$10 or More. Postpaid 48 States*

**YOUR BEST BUY! "TAB" FOR BARGAINS**

- 2N277 \$4.50; 2N278 \$5.50; 2N279 \$5.50; 2N412 \$5
- "IRISH" TAPE 1200FT BEST GRADE \$1.59 @ 6 for \$9
- "IRISH" TAPE 2400FT NYLAR BEST GRADE \$4.49
- SEND FOR NEW CATALOG 25c.
- SNOOPERSCOPE TUBE 2" .55 @ 3 for \$9
- 4X150 HIFEM. 4 "HIMNEY EZ Mgr. 75c
- HC221 NEW HIGH RES. CALIB. & RECON- TIONED OVERSEA'S PKD. NEW CALIBRATION BOOK MINT. CONDENS. \$110
- NEW HIC135 600 to 3K4 Mica TRANSCEIVER WITH 6&12V SUPPLY & SPARES OVERSEA'S PKD. \$89
- RDZ USN 200-400ma's REVR Less Tubes \$25
- AN-AR12 REVR 6000 1/2 1/2 1/2 1/2 tubes \$1.59
- SEND FOR NEW CATALOG 25c.
- XMTING MICAS (600 @ 2500VDC) 5 for \$1
- 10C METER 100 ROHSN 0-1A 500 2-1/2 \$1.59
- CO-AX UNCTRIS PL250A 45c @ 5 for \$2
- HV DTY 115V 60 CY SELSYNS \$27 for \$9
- 10C METER 800MA 1/2 1/2 1/2 1/2 \$4
- TS44AP WE USN SCOPE L.N. \$49.00
- 899R SOR KET 95c @ 813 800 KET \$1.00
- NEW VARIAC @ EQUAL 0-135V/7.5A \$15.30
- NEW VARIAC @ or EQUAL 0-135V/3A \$10.65

**"TAB"** TERMS: Money Back Guarantee! Our 14th year—52 mm. order F.O.B. N.Y.C. Add. ship charges or for C.O.D. 25% Dep. Prices shown subject to change.

111-WG LIBERTY ST., N. Y. 6, N.Y.  
Send 25c. PHONE: RECTOR 2-6245 for Catalog

# British Radio & TV Market

By PATRICK HALLIDAY



**With easing of dollar import restrictions by British government, these facts and figures from London on Britain's trade practices should be of great interest.**

THE recent lifting of dollar import restrictions by the British government has turned many American eyes toward this compact, but highly developed, market. Already specialized American equipment, including amateur communications receivers by *Collins*, *Hallcrafters*, and *National* have been shown at the annual Amateur Radio Exhibition in London. *Heathkit* equipment and *Mosely* antennas are being produced for the sterling market by British subsidiaries. But what of the much more lucrative domestic television and radio markets?

**British TV Booming**

British viewers are spending some \$465,000,000 annually on upward of 2½-million television receivers—the highest peak since the world's first high-definition television service opened in London in 1936. Not only import restrictions but also the unique nature of the UK transmission standards (405 lines, positive "peak white" video modulation, and AM sound) have helped keep this a 100% domestic market. Within the British industry, however, extremely keen competition exists with seven brand names (*Bush*, *Ekco*, *Ferguson*, *Murphy*, *Philips*, *Pye*, and *Sobell*) taking a 55% cut of the market with 15 to 20 other brands sharing the remaining 45%. Several firms, such as *Philips*, have close overseas ties but manufacture in England. Recently, the fierce competition has led to a number of mergers to concentrate manufacturing into larger units, with several of the principal organizations now controlling three or more brand names.

By far the most popular screen size in British sets is 17 inches, accounting for 90% of all sales. Although many 21-inch and a few 24-inch models have been available for some years, there has been no swing by the public toward them. This is partly because the average size of rooms in Britain is small, partly because the "lininess" of a picture having 377 horizontal lines (the equivalent of 28 lines are used for sync pulses) becomes noticeable with the larger screens, and partly because of the high cost of picture-tube replacement. However, with the recent removal of the government "purchase

tax" on replacement picture tubes, their cost has fallen dramatically. For instance, a new top-grade 17-inch electrostatically focused tube which in 1958 cost about \$57 now bears a price tag of \$31. Rebuilt tubes are also readily available.

The average 17-inch table model receiver costs around \$190 (of which \$47 goes to the tax collector), has 15 to 17 tubes, fits a 90- or 110-degree deflection tube, has a vertically mounted chassis, usually with one or more printed-wiring panels (but a few firms still hold out for conventional wiring), and can receive on 5 channels in Band I (41-68 mc.) plus 8 channels in Band III (174-216 mc.) although, to date, only two programs are available in any given location.

For some years, no double-wound power transformers have been used so that the chassis, of the a.c.-d.c. type, is always connected to the power line. With the usual power line voltage of 200 to 240 volts (used for almost all British domestic lighting and appliances) manufacturers take great pains to insure user-safety, working in most instances to a rigid code of safety recommendations (BS415) issued by the British Standards Institution.

Compact transportable receivers, with 14-inch and 17-inch screens, are popular but the only model (9 inch) intended for direct operation from automobile batteries has now disappeared from the home market. Completely transistorized sets—one incorporating an ingenious *Mullard* magnetic "scan magnification" system—have been demonstrated but not marketed.

The world over, the average user just hates to pay repair charges. In the UK this dislike, combined with the operation of the government purchase tax and the application during 1957-58 of a severe credit "squeeze," has encouraged many viewers to rent receivers. These are hired on a "free maintenance" basis, either from local radio shops or from the large rental and relay firms which are still growing and some of which operate "piped" television in the larger towns. The average charge for renting is around one dollar a week. Many of the smaller dealers view with concern the spread of

rental business, as it ties up considerable capital and produces the gnawing fear that a sudden rush of contract terminations could land a lot of unsalable used sets back in the shop!

### The Radio Setup

The 100% share of the television market by British firms has never extended to the sound radio field. Before World War II, American receivers were imported in considerable numbers while more recently models from the European countries (mainly West Germany) are regularly seen in British shops despite import tariffs. Small transistor portables from Japan are also on sale.

One factor which has always inhibited transatlantic imports (apart from the 200-240 power line voltages) is the European long-wave allocation of 1053-2000 meters (150-285 kc.). This band is particularly important in the UK with many areas dependent on the 400 kilowatt Droitwich transmitter on 200 kc. for the reception of the BBC "light program" service.

Since the introduction of the v.h.f. frequency modulated transmissions in the so-called "Band II" (87.5-100 mc.), a number of manufacturers are dropping the long-wave band from combination AM-FM receivers. The British FM standards are 75 kc. deviation, 50 microseconds pre-emphasis. Despite the far better v.h.f. service now available in most areas of the UK, there has been no rush to change over from AM-only sets. The chaotic conditions of the 525-1605 kc. "medium-wave band" in Europe—especially after dark—have to be heard to be believed. The official 9 kc. separation between stations is honored mainly in the breach. Primary—but not only—cause is the East-West propaganda war.

Some typical radio prices are: AM-FM table receiver \$70 (including \$17 tax); small AM table receiver for a.c.-d.c. operation \$40 (tax \$9.50); AM battery portable (tubes) \$35 (tax \$8.50); AM battery portable (transistors) \$35 (tax \$14).

### Auto Receivers

Automobile radios have never been as popular in the UK as in the States but at last sales curves are soaring upward. With some 400,000 sets installed, annual production for the home and overseas markets now totals 250,000 units. Most current models are of the "hybrid" type with 12-volt tubes in the early stages and one or more power transistors in the output stage. Five pre-selected stations are frequently available by push-buttons as well as free tuning on medium- and long-wave broadcast bands. The cost is around \$55 (including \$13 tax).

### Short-Waves

Although the *British Broadcasting Corporation* has maintained around-the-clock short-wave services for more than 25 years, the average Britisher seldom tunes to short-wave stations—and this despite the inclusion, for many

IN 1492 CHRISTOPHER COLUMBUS

# DISCOVERED AMERICA



... if he'd made the trip today you can bet he would be out to discover—

## WALTER ASHE'S BIGGER "SURPRISE" TRADE-IN ALLOWANCE

Chris would have made a good "ham" . . . the kind of fellow who is always looking for new worlds to conquer! Old Columbus proved himself a tight man with a dollar (or was it Spanish doubloons?) when he went to see Queen Isabella. That means he'd want to cash in on the extra big savings of a Walter Ashe "Surprise" Trade-In Allowance! Follow old Chris Columbus' example . . . and see how much Walter Ashe will allow you towards your new transmitter or receiver!



## NEW 1960 CATALOG NOW READY!

The Only Radio Catalog Compiled and Designed Entirely With The Needs of The Amateur in Mind!

If you're an amateur, experimenter or a newcomer "coming up" . . . you're invited to ask for a copy of our brand new 1960 Walter Ashe catalog . . . just off the press. It's packed from cover to cover with everything that's new and needed . . . in mobile or fixed station equipment, parts and supplies, transmitters, receivers, test equipment and Citizen Band units. Incidentally, Walter Ashe is one of America's leading suppliers of High Fidelity equipment . . . and mail the coupon below . . . we'll rush your copy to you!

### You Can Be Sure . . .

that every piece of used equipment Walter Ashe takes in trade . . . and later sells . . . is checked thoroughly and guaranteed to work the same as new. Whether you're trading up to new or in the market for used equipment . . . you'll always be money and satisfaction ahead at Walter Ashe!

*Walter Ashe*  
RADIO CO.

Dept. R-4-60, 1125 Pine Street, St. Louis 1, Mo.

## TIME PAYMENT TERMS AVAILABLE ON ALL EQUIPMENT

### "SURPRISE TRADE IN" COUPON

Walter Ashe Radio Co. • In Our 38th Year  
Your One-Stop Supermarket  
Dept. R-4-60, St. Louis 1, Mo.

- Rush New Catalog  
 Send lists of guaranteed Used Equipment  
 Rush "Surprise Trade-in" offer on My \_\_\_\_\_

For \_\_\_\_\_  
(Show make and model of equipment desired)

Name \_\_\_\_\_


Address \_\_\_\_\_

City \_\_\_\_\_ Zone \_\_\_\_\_ State \_\_\_\_\_

**LOOK**  
NO FURTHER . . . IF YOU'RE UNHAPPY WITH "HI" HI-FI PRICES. WRITE FOR OUR UNUSUAL AUDIO CATALOG. KEY ELECTRONICS CO. 120-C Liberty St., N. Y. 6. Phone CLoverdale 8-4288

**TAPE RECORDERS**  
\*Recording Tape  
1200' Acetate (plastic) 1.29  
1500' Acetate (plastic) 1.79  
1500' MYLAR (Polyester) 2.39  
2400' MYLAR (Polyester) 3.49  
studio, large tapes (even lower)  
\*Trade guarantee not in risk of our unique or money back. Compare ours with other "guarantee" tape. You'll find it's more than just "guarantee" when you deal with us. We are original innovators in the tape recorder business and our reputation is well known. Send For Free Catalog. COMMISSIONED ELECTRONICS CO. Washington, D. C.  
1776 Columbia Road

**WE CAN FINANCE THIS OUTSTANDING INVESTMENT OPPORTUNITY**  
Your investment dollars will be returned 3-5 times annually if you can sell 100 or more picture tubes weekly. Windsor franchised TV Tube rebuilding enables you to produce custom built, highest quality tubes. Costs are low. Local distribution eliminates freight charges.  
We train your men and while so doing produce 100 or more tubes you can sell. Our engineers are at your service for duration of lease.  
**WINDSOR ELECTRONICS**  
999 N. Main Glen Ellyn, Ill.



## SPECIAL CARTIER- BRESSON PORTFOLIO

IN THE BRAND-NEW EDITION OF



35-mm is the most exciting field in photography today—and is expanding all the time! This brand-new 1960 edition of 35-MM PHOTOGRAPHY brings you up-to-date on everything that's happening to 35mm...the latest on single-lens reflex...available light...new films...new darkroom techniques. Written in clear, easy-to-understand style by the editors of POPULAR PHOTOGRAPHY, this exciting new annual brings you important features like these:

- SPECIAL 16 PAGE PORTFOLIO ON THE WORK OF CARTIER-BRESSON

A magnificent portfolio of the pictures of the world's most distinguished 35-mm photographer, Henri Cartier-Bresson. Here's a treasure you'll want to have for your photo library.

- SINGLE LENS REFLEX: PHOTOGRAPHY'S MOST EXCITING SUCCESS STORY

Single Lens Reflex cameras are 1960's biggest news—and no matter which side of the fence you're on, you'll profit from this objective report on SLR design. Also features predictions of design changes to come!

- AVAILABLE LIGHT IN COLOR


Want to know how to use those new high speed color films to get the most out of available light photography? This feature gives you complete data on exposures, filters, lighting factors.

- TWO GIANT BONUS SECTIONS

35-MM FOR DUFFERS: a breezy, down-to-earth instruction course on the basic fundamentals of 35-mm photography—shooting techniques, developing, printing, color.

THE PERFECT 35-MM NEGATIVE: advanced tips on processing for maximum quality, speed, and versatility—complete with detailed charts and tables on films and developers.

NOW ON SALE  
AT YOUR  
FAVORITE  
NEWSSTAND  
OR ORDER BY  
COUPON BELOW  
ONLY \$1.00



Buy your copy today at your newsstand or camera store—or use this handy coupon to bring the all-new 1960 edition of 35-MM PHOTOGRAPHY right to your doorstep. Only \$1.00.

Ziff-Davis Publishing Company  
Department EW460  
434 S. Wabash Ave., Chicago 5, Ill.

Please send me a copy of the 1960 edition of 35-MM PHOTOGRAPHY. I enclose \$1.00, the cost of 35-MM PHOTOGRAPHY, plus 10¢ to cover mailing and handling charges. Foreign \$1.25 plus 10¢ mailing charges).

Name \_\_\_\_\_

Address \_\_\_\_\_

City \_\_\_\_\_ Zone \_\_\_\_\_ State \_\_\_\_\_

years, of a 6-18 mc. range in almost all receivers other than the midgets. Because of the lack of interest, little attention was paid to this feature in sets intended for the UK market. As a result, reception on short-wave was generally marred by drift, image responses, and almost impossibly sharp tuning. With an almost audible sigh of relief, makers seized the opportunity provided by the introduction of the FM service to drop short-wave ranges from the majority of their models. Today almost the only regular short-wave listeners are those interested in amateur radio or DX.

### Tubes

Components, in general, are cheap in the UK. Replacement tubes form a notable exception, with price levels well above those in the States. Typical first-grade tube prices in the UK are: r.f. pentode (6AM6) \$2.80 (including 70 cents tax); sound output (6AQ5) \$2.00 (tax 50 cents); horizontal output (50CD6) \$4.25 (tax \$1.00). Just before World War II, American tubes were being imported in increasing numbers but were up against differences in bases, ratings, and characteristics. Today, even when carrying a different designation, British tubes are very close to American types.

### Chains vs Independents

Quite a few large chain stores—some nation-wide—are to be found in most towns and radio and television receivers are often sold by furniture stores which turn over servicing to contractors who also carry out installation work. But the independent small dealer, with his own one- or two-man service department, still figures prominently in the trade setup. Most dealers also handle domestic electrical appliances such as refrigerators and washing machines.

The rapid post-war expansion of television created an acute shortage of skilled service technicians. British rates of pay would seem low by American standards, although it should be remembered that cost-of-living figures are appreciably lower. A recently negotiated agreement between the Radio and Television Retailers' Association and the newly formed Association of Radio and Electronic Engineers provides for a minimum weekly pay check of \$40 for a qualified service technician in London. A 16-year-old trainee apprentice would draw \$8.50 a week during his first year.

Retail prices are normally fixed by the manufacturer and apply throughout the UK. Makers have legal rights to enforce their prices, although many would be chary of exercising them. A fair amount of disguised price cutting takes place, usually in the form of unduly favorable trade-in terms or discounts for cash payments. There are also many bargain offers on discontinued models. But, by and large, most customers pay full list prices or even—taking "hire-purchase" interest charges into account—above this figure. —30—

## Electronics in a Plant

(Continued from page 38)

and maximum interchangeability is the objective for all equipment. Replacement in the field followed by service in the shop is the preferred technique. Experience indicates that this is more practical than attempting to undertake extensive field repairs.

Tube caddies are maintained at the shop for each type of equipment. They are always completely stocked with all the tubes and other parts, important to that particular type of equipment, that would be needed for on-the-job repairs. Most field repairs are confined to replacement of a tube or a blown fuse. If this fails to return the equipment to operation and a check of associated circuits outside the instrument itself (cables, switches, primary power, etc.) fails to locate the trouble, the spare unit is substituted and the defective unit returned to the shop. Here the equipment is given a thorough going-over and is restored to original performance standards. This unit may be returned to service or may, in turn, become the spare unit—depending on the equipment involved.

In the case of two-way radio equipment, a defective mobile unit comes direct to the repair shop. Operational cost of heavy industrial mobile equipment is high—as much as \$75 per hour in the case of a diesel locomotive—so it is important to return the vehicle to operation as quickly as possible. Great care is taken in the original installation of the equipment to secure and protect all cabling and associated control units—seldom is this part of the installation subject to failure. As with other equipment, repairs are normally not attempted on the vehicle. Instead, a spare unit is used to replace the defective one and, after an on-the-air check with the dispatcher, the vehicle is placed back in service. This usually takes less than five minutes.

The defective unit goes on the repair bench at once and is given a complete check, irrespective of how minor the trouble. All tubes are checked, sensitivity measurements are made on the receiver as well as frequency checks. The transmitter is checked for power input, r.f. power output, carrier frequency, and modulation deviation. In most cases, when the equipment is placed back in the spare rack, it will meet or exceed original performance specifications.

### No Periodic Maintenance

One hears much talk about periodic maintenance programs for electronic systems in industrial installations. No doubt, there are cases where such programs are necessary or desirable. Nevertheless, no pre-set maintenance schedule is attempted with the firm's electronic equipment. With this equipment in use 24 hours a day, any malfunction is quickly reported and corrected when it occurs. Also, a system

of continuous monitoring quickly reveals departures from standards of performance.

Important to this monitoring are remote-control units located in the repair shop. One facility they provide is that they permit technicians to listen in on the same receivers being used by the dispatchers in the base station, as well as their transmissions. In addition, the repair shop has two receivers of its own picking up all transmissions directly.

Thus, if a base-station receiver should fail, transmissions from the mobile units will continue to come in on the off-the-air receivers, but will no longer be heard on-line from the dispatcher through the remote control. The failure of the base-station receiver is quickly recognized from this. Conversely, if the base-station transmitter should fail, messages will still be heard on the remote line but will not be heard on the off-the-air receivers in the shop. With this arrangement, a technician is often on his way to the base station before the dispatcher himself has realized that anything is wrong.

The FCC requires that transmitter carrier frequencies be within .0005% of assigned frequency. In the 150-mc. band, this means within 750 cycles. Also modulation deviation is kept within five kilocycles. While measurements on each unit are required at periods not exceeding six months, there is no excuse for off-frequency operation during the intervals. As a result, frequency and modulation monitors, kept in con-

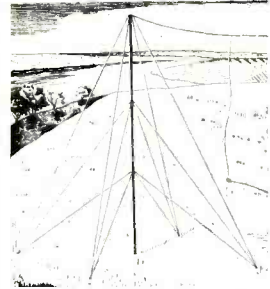
stant operation in the repair shop, are arranged so that they can provide off-the-air measurements of all local units. Any abnormal transmissions are quickly spotted and the defective units are ordered to the repair shop at once. The frequency-measuring equipment itself is checked frequently against WWV transmissions. Thus continuous rather than periodic maintenance is the rule.

For those who may still feel that the lack of a prescribed routine for preventive maintenance may be shortening equipment life, there is an interesting point to consider: the service group, in existence for 10 years, has seen more and more equipment added during that period; yet 30% of the equipment it maintains today has been in continuous service for the 10-year period.

The technicians involved are all salaried personnel operating as a plant service group, free to provide service anywhere within the company on request. This may involve anything from repairing a sound motion-picture projector to supplying and setting up a public-address system for a large meeting or banquet.

The company's industrial uses of electronics have grown and continue to grow rapidly. The scope of the system involved demands that the company maintain its own service department. The skilled personnel in this group have found their jobs to be challenging and rewarding. They make every effort, as part of the organization, to turn in top-notch jobs.

## ALUMINUM ANTENNA MAST



**U.S. ARMY  
NEW  
SURPLUS  
PORTABLE  
ANTENNA  
MAST  
ASSEMBLY  
(AN Mast  
AB-86/GRA-4)**

### Assembly Unit Consists of:

- 16 Aluminum Tubular Mast Section, 1 5/8" O. D., 3 ft. each, which interlock to give effective overall height of 40 feet.
- Guys, made of 3/16", 3 strand twist nylon rope, color coded and complete with length adjustment fastener, snap hook, and strain insulator. Consists of 5 lengths 60 ft. ea.; 4 lengths 40 ft. ea.; 4 lengths 31 ft. ea.; and one length (halyard) 140 ft. Total new nylon rope per unit: 674 feet.

Aluminum Carrying Frame, Hammer, Counterpoise, Molded Fiberglass Insulator, Antenna Adapter, Swivel Mast Base, Lead-in Wire, 5 Aluminum Guy Stakes, 5 Guy Plates.

Unit may be installed in several different height combinations. **WEIGHS ONLY 70 LBS.**

Government Cost: \$188.00

**OUR PRICE FOR ENTIRE ASSEMBLY: ea. \$39.95**

Without nylon guys, suitable for TV antenna mast up to 40 ft. **\$24.95**

all prices FOB Syracuse, N. Y.

Descriptive pictures and data available

# ROTH STEEL CORP.

127 Oakwood Ave. Syracuse, N. Y.

# MICRO ELECTRON TUBE

INTRODUCES FOR THE FIRST TIME ANYWHERE A SELECT STOCK OF USED TUBES AT A FABULOUS LOW PRICE

# 37¢ ea.

FOR any TUBE LISTED

Jan Surplus Tubes!

**\$35 PER HUNDRED ASSTD.**

ALL TUBES SENT POSTAGE PAID

Please send 25c handling for orders under \$5. Send 25% deposit on C.O.D. orders. Send approximate postage on Canadian and foreign orders.

# MICRO ELECTRON TUBE CO.

P.O. Box 55, Dept. EW-4, Park Sta., Paterson 3, N. J.

- Each and every tube is tested in our own laboratory for mutual conductance and life test.
- We guarantee FREE replacement for one year of any tube purchased from us which fails to function efficiently under any or all operating conditions. Prompt refunds are made on any defective merchandise.
- The advertised tubes are not necessarily new, but may be electrically perfect factory seconds or used tubes—each is clearly so marked.

0A2	5X8	6BH6	6SF5	7Z4	19BG6G
0Z4	5Y3CT	6BJ6	6SF7	12A8	19J6
1A7GT	5Y4G	6BK5	6S17	12A85	19T8
1B3GT	6A7	6BK7	6SK7	12A9	24A
1H4G	6A8	6BL7GT	6SL7GT	12AT6	24AV5
1H5GT	6AB4	6BN6	6SN7GT	12AT7	25BQ6
1L4	6AC7	6BQ6GT	6SQ7	12AU6	25DQ6
1L6	6AF4	6B7	6SS7	12AU7	25L6GT
1N5GT	6AG5	6B7	6T4	12AV6	25W4GT
1Q5GT	6AC7	6BZ6	6T8	12AV7	25Z5
1R5	6AH4GT	6BZ7	6U8	12AX4GT	25Z6
1S5	6AH6	6C4	6V6	12AX7	26
1T4	6AK5	6C6	6W4GT	12AZ7	26
1U4	6AL5	6CB6	6W6GT	12B4	35A5
1U5	6A7	6CD6G	6X4	12BA6	35B5
1V2	6A7	6CF6	6XS	12BA7	35C5
1X2	6A8	6CG7	6YG	12BF6	35L6GT
2A3	6AN8	6CL6	7A4/XXL	12BH7	35W4
2A4	6AQ5	6CM7	7A6	12BQ6	35Y4
3BC5	6AQ6	6CN7	7A7	12BR7	35Z5GT
3BN6	6AQ7GT	6CS6	7A8	12BY7	37
3BZ6	6ARS	6CS7	7B4	12CA5	39/44
3CB6	6AS5	6CS6	7B5	12K7	42
3CF6	6AT6	6CU6	7B6	12L6	45
3CS6	6AT8	6DE6	7B7	12Q7	50A5
3LF4	6AU4GT	6DQ6	7B8	12SA7	50B5
3Q4	6AUSGT	6E6	7C4	12SG7	50C5
3S4	6AU6	6F6	7C5	12SJ7	50L6GT
3V4	6AU8	6H6	7C6	12SK7	50X6
4BQ7A	6AV5GT	6J4	7C7	12SN7GT	56
4BZ7	6AV6	6J5	7E6	12SQ7	57
5A5B	6AW8	6J7	7E7	12V6GT	58
5A7B	6AX4GT	6K6GT	7F7	12W6GT	71A
5AV8	6AX5GT	6K7	7F8	12X4	76
5AW4	6B8	6K8	7H7	12X3	77
5BK7	6BA6	6L7	7H7	14A7/12B7	78
5J6	6BC5	6M7	7N7	14B6	80
5T8	6BC8	6N7	7Q7	14Q7	84/6Z4
5U4G	6BD6	6O7	7X7/XXFM	19	117Z3
5U8	6BE6	6P4	7Y4	19A4GT	117Z6
5U8	6BF5	6S8GT			
5V4G	6BF6	6SA7			
5V6GT	6BG6G	6SC7			

WRITE DEPT. EW-4 FOR OUR FREE COMPLETE LIST OF TUBES & SPECIAL PURPOSE TUBES

## TV PICTURE TUBES At Lowest Prices

108P4 \$ 7.95	178P4 \$ 9.95	21AMP4\$15.75
12LP4 8.50	17CP4 17.00	21ATP4 15.75
14B/CP4 9.95	17GP4 17.60	21AUP4 15.75
16DP4 12.00	17HP4 12.50	21EP4 13.50
16EP4 12.75	17LP4 11.50	21FP4 14.50
16GP4 14.50	17QP4 9.95	21WP4 14.00
16KP4 9.95	17TP4 17.00	21YP4 14.50
16LP4 10.95	19AP4 16.00	21ZP4 13.50
16RP4 9.95	20CP4 13.50	24CP4 23.50
16WP4 12.00	20HP4 14.50	24DP4 24.50
16PT4 9.95	21AP4 22.10	27P4 39.95
17AVP4 12.50	21ALP4 15.75	27RP4 39.95

1 Year Warranty

Aluminized Tubes \$5.00 more than above prices. Prices include the return of an acceptable similar tube under vacuum.

These tubes are manufactured from reprocessed used glass bulbs. All parts and materials including the electron gun are brand new.

**ALL PRICES FOB CHICAGO, ILLINOIS.** Deposit required, when old tube is not returned, refundable at time of return. 25% deposit required on COD shipments. Old tubes must be returned prepaid. Tubes shipped Rail Express. We ship to the continental U. S. and Canada, only.

WRITE FOR COMPLETE LIST.

### PICTURE TUBE OUTLET

2922 NORTH MILWAUKEE AVENUE  
CHICAGO 18, ILLINOIS  
Dickens 2-2048

## CRYSTAL CONTROLLED CONVERTERS

POLICE • FIRE • COMMERCIAL



For use with  
12 V. Transistor type  
car radios—  
26-50 MC.

**\$24.50**

Can be self installed in seconds. Other models for 108-162 MC available. Also complete line of conventional powered converters, tuners and receivers.

A practical converter for emergency use with powered home or auto sets. Tuneable over 12 MC. 26-50 MC or 108-174 MC. . . .

**\$13.95**



Also available crystal controlled up to 54 MC. . \$18.95

ORDER TODAY OR WRITE FOR LITERATURE

### KUHN ELECTRONICS

20 GLENWOOD CINCINNATI 17, OHIO

## ELECTRONICS

PREPARE FOR A GOOD JOB!  
BROADCAST ENGINEER  
RADIO SERVICING AUTOMATION

TELEVISION SERVICING  
BLACK & WHITE—COLOR

APPROVED FOR VETERANS AND SURVIVORS  
OF VETERANS  
BUILDING AIR CONDITIONED  
SEND FOR FREE LITERATURE

BALTIMORE TECHNICAL INSTITUTE  
1425 EUTAW PLACE, BALTIMORE 17, MD.

Top Name Brands, T. V. and Radio Tubes, Original Manufacturers' Boxes, Terrific Discounts, Fully Guaranteed, New, First Quality, No Rebrands, Rejects or Used Tubes, Also Other T. V. Supplies. Write to

**TELETUBE SUPPLY CO.**

159 Western Promenade, Cranston 5, R. I.



### "10 SIGNAL" GUIDE

Vocaline Company of America, 10 Coulter St., Old Saybrook, Conn. is offering a handy, pocket-size reference guide to the most commonly used "10 signals."

Designed especially for Citizens Band operators, the 2½" x 3½" pocket guide lists over 25 of the most popular signals used in CB communication. Because of the limited supply of these guides, those requesting a copy are asked to include their FCC-issued CB call letters in order to authenticate usage.

### CONVERSION FACTORS

Precision Equipment Co., 4411E Ravenswood Ave., Chicago 40, Ill. has recently published a reference table in wall-chart form which it is offering without charge to engineers, shop men, technicians, and others.

Included are common conversions such as inches to centimeters, watts to horsepower, as well as many conversions that are difficult to locate in most reference manuals. For a free copy of the "Wall Chart of Conversion Factors," write the company direct at the above address.

### SEMICONDUCTOR DIRECTORY

Lafayette Radio, 165-08 Liberty Ave., Jamaica 33, N. Y. has announced publication of the second issue of its "Semiconductor Directory."

Expanded to 36 pages, the listing provides the engineer and scientist with a comprehensive, easy-to-use listing of the latest in diodes, tunnel diodes, rectifiers, germanium and silicon transistors, with selected semiconductor schematics for industrial circuit applications.

All major manufacturers and types are listed numerically and include specifications, applications, and prices. The directory is punched for insertion in a standard ring binder. The listing is free on request.

### RESISTOR CHART

Weston Instruments Division has developed a new selector chart which is designed to aid in the faster determination of values encountered in precision resistor applications.

This "Resistor Selector Chart" eliminates the need for solving the equations for power and Ohm's Law. Four numbered values—current, voltage, power, and resistance—are arranged on four individual chart axes. The selection of two predetermined values permits the direct reading of the other values. Data on specifying precision

only 15c for this authoritative guide to building an inexpensive

record library!



reprinted from  
HiFi REVIEW  
(now HiFi/STEREO REVIEW)

Now—you can build a record library of hi-fi classics from the steadily growing catalogue of \$1.98 releases! More than half a dozen big record companies are re-issuing great performances on the new \$1.98 labels. You can have a guide to the best of these for 15¢—by ordering this reprint of a recent article in HiFi REVIEW. Complete with catalogue number, artist, orchestra and conductor information—it's a fabulous guide to building up a high fidelity library of basic classics!

In addition, HiFi REVIEW's Music Editor, David Hall, gives you the background of the \$1.98 market . . . evaluates the discs being offered at this price . . . pinpoints the future of high-quality, low-price records.

If you've been thinking of starting a record collection or adding to the one you have—this reprint is your best guide! Order your copy today—simply mail 15¢ in coin or stamps with the coupon below. But the supply is limited, so order now!

EW 460

HiFi/STEREO REVIEW  
Box 1778R  
Church Street Station  
New York 8, N. Y.

Please rush my copy of the HiFi REVIEW reprint on building a library of \$1.98 records. I enclose 15¢ to cover postage and handling.

Name \_\_\_\_\_

Address \_\_\_\_\_

City \_\_\_\_\_

Zone \_\_\_\_\_ State \_\_\_\_\_



resistors is carried on the reverse side of this file-folder-size chart.

A copy of Form Z-44-A is available without charge by writing *Daystrom-Weston Sales Division*, 614 Frelinghuysen Ave., Newark 12, N. J.

#### EIA RESISTOR STANDARD

The Engineering Department of Electronic Industries Association, 11 West 42nd St., New York 36, N. Y. has just issued a new standard covering fixed, wirewound, and precision resistors.

Designated as EIA RS-229, this new 11-page manual is available for \$1.10 a copy direct from the EIA. Payment must accompany all orders.

#### REPLACEMENT RECTIFIERS

The Semiconductor Division of *Sarkes Tarzian, Inc.*, 415 N. College, Bloomington, Indiana has just issued a data sheet covering its "condensed" line of selenium rectifiers for replacement applications in radio and TV sets.

The data sheet lists and gives details on four rectifier types which will cover the range from 50 ma. to 500 ma., thus substantially reducing parts inventory on this item. The new types described in the folder are stock items and immediately available.

Write the company for a free copy of this "Condensed-Stack" selenium rectifier folder.

#### RAYTHEON HARDWARE LINE

*Raytheon Company* has issued a two-color, four-page catalogue sheet describing its line of control knobs, components, and panel hardware. In addition, the publication pictures knob locks, shaft locks, test jacks, subminiature fixed-contact test jacks, subminiature snap-in contact test jacks, printed circuit test jacks, etc. All items are pictured and shown in specification drawings with dimensions.

Free copies of the catalogue are available from William H. Weed, Mechanical Component Sales, Industrial Apparatus Division, *Raytheon Company*, 100 River Street, Waltham 54, Mass.

#### REPLACEMENT KNOBS

*G-C Electronics Co.*, 400 S. Wyman St., Rockford, Ill. is now offering a new illustrated wall chart which is designed to make it easy to identify exact replacement knobs for the TV receivers of eight leading set makers.

The chart shows 97 different knobs and includes full information on each TV set for which they can be used. Copies of the chart, No. 1-3106, are available without charge on written request to the company.

#### TUBE TESTER CARD DATA

The Electron Tube Division of *Radio Corporation of America* has published a new 44-page booklet providing card-punching information for testing over 1000 receiving and industrial tube types with the company's automatic electron-tube tester.

Entitled "Card Punch Data for Your

## YOU

will make easy profits showing the TV LIFE-SAVER ® on Service calls. Sells automatically—just show it. \$4.95 List. See your jobber.



Patent # 2,914,637

**WUERTH TUBE SAVER CORP.** Detroit 4, Michigan

### ENGINEERING DEGREES



E.E. Option Electronics or Power Civil, Mechanical, Physics. Also in Liberal Arts and Business Administration—Accounting

Earned through Home Study Pacific International College of Arts & Sciences Primarily a Correspondence School Resident classes also available 5719-R Santa Monica Blvd. Hollywood 38, Calif.

### engineering degree in 27 mos.

Become an Electronics Engineer. Share rewards awaiting college men . . . higher income, rapid advancement. Important firms visit Tri-State to interview seniors. *Bachelor of Science Degree in 27 months* in Electrical (Electronics or Power major), Mechanical, Civil, Aeronautical, Chemical Engineering. *In 36 months* a B.S. in Business Administration (General Business, Accounting, Motor Transport Management majors). For earnest, capable students. Small classes. More professional class hours. Well-equipped labs. Dorms. Campus. *Modest costs.* Year-round operation. Enter July, Sept, Jan., Mar. Founded 1884. Write *J. H. McCarthy, Director of Admissions, for Catalog and "Your Career" Book.*



### TRI-STATE COLLEGE

1640 College Ave., Angola, Indiana

# Full Color Giant Fold-Out Charts Still Available!

Here's a complete series of colorful, authoritative fold-out wall-charts (originally appearing in the pages of **ELECTRONICS WORLD**)—yours for only 15¢ each. All in full-color—each suitable for framing.

1. **V.H.F. TV Spectrum and Interference Chart:** Servicing aid for TV technicians and hams—saves hours by tracking down interference.
2. **Hi-Fi Crossover Network Design Charts:** Tells how to build speaker nets for any crossover frequency. Complete coil-winding data, capacitor values given.
3. **Color Codes Chart:** Gives you coding for capacitors, resistors, transformers, resistance control tapers—all in easy-to-use form.
4. **Bass-Reflex Design Charts:** Complete data on building own bass-reflex enclosures for any speaker, including ducted-port enclosures.
5. **Radio Amateur Great Circle Chart:** For Hams and short-wave listeners—gives complete listing and map of amateur prefixes by calls and countries.
6. **Sound:** Fundamental data on all phases of Sound: frequency ranges, sound levels, equal loudness curves. A must for all audiophiles.

### ALSO AVAILABLE:

Reprints of:

7. **"Build a Citizens Band Transceiver"**—complete details on building an 11-meter transceiver for Citizens Band service.

**IMPORTANT: ORDER BY NUMBER! OUR SUPPLY OF ALL GATEFOLDS AND REPRINTS IS LIMITED. OFFERED ONLY ON A FIRST COME, FIRST SERVED BASIS.**

Send 15¢ per selection to

**ELECTRONICS WORLD, Dept. N 460**

Box 378, Church Street Station

New York 8, New York

## RADIO SHACK FLASH!

Send Coupon for Latest  
**FREE**  
ELECTRONICS CATALOG  
plus every new issue for 1960



For the newest and best in electronics equipment—stereo, hi-fi, ham radio, tapes—mail coupon today for Radio Shack's latest FREE 312 page catalog. Also get every new edition for next 12 months, Free. Satisfaction guaranteed or your money back. Mail coupon now.

Just one of thousands of  
RADIO SHACK buys

Transistor  
Battery Radio  
19.95 Value  
only  
**\$995**



Exclusive Radio Shack transistor battery radio. Only 2 1/2 x 4 1/4 inches in size. Weighs less than 10 ounces. Built-in speaker and ferrite antenna. Conelrad markings, handsome molded case.

Radio Shack Corp., 730 Commonwealth Ave.,  
Boston 17, Mass. Dept. 60D6  
Send FREE Electronics Catalog—Also every new issue for 12 months, a full year's subscription Free.  
Name \_\_\_\_\_  
Address \_\_\_\_\_  
Postoffice or City \_\_\_\_\_ Zone \_\_\_\_\_ State \_\_\_\_\_

## RADIOTELEPHONE LICENSE MANUAL \$500

In one convenient volume, complete study-guide questions with clear, concise answers for preparation for all USA commercial radiotelephone operator's license examinations.

**RADIO HANDBOOK, GIANT 15th EDITION.** A one-volume library of radio information, with extensive, simplified theory. Detailed how-to-build-it data on dozens of items of practical radio equipment .....\$7.50\*

**WORLD'S RADIO TUBES** (Brans' Radio Tubes Vade Mecum) World's most authoritative tube book.....\$5.00\*

**WORLD'S EQUIVALENT TUBES** (Brans' Equivalent Tubes Vade Mecum) Over 32,900 comparisons .....\$5.00\*

**SURPLUS RADIO CONVERSION MANUAL, VOL. I.** Practical conversions. Write for list of contents .....\$2.50\*

**SURPLUS RADIO CONVERSION MANUAL, VOL. II.** Companion to Volume I. ....\$2.50\*



**BUY FROM YOUR DISTRIBUTOR**  
Add 10% on direct mail orders to  
**EDITORS and ENGINEERS, Ltd.**  
Summerland California

WT-110A Automatic Electron-Tube Tester," the booklet also includes data on popular foreign types in a separate listing. The first section of the booklet contains step-by-step instructions for preparing new punched cards to test tube types not included in the file supplied with the instrument.

The booklet is currently available from the firm's test equipment distributors or the Commercial Engineering Department of the company at 415 S. Fifth Street, Harrison, N. J. The price is \$1.00 per copy.

### ELECTRONIC FILING

The Engineering Societies Library, 29 West 39th Street, New York 18, N. Y. has issued a comprehensive list of references prepared for engineers and librarians under the title "Bibliography on Filing, Classification, and Indexing Systems for Engineering Offices and Libraries."

Catalogued as ESL Bibliography No. 14, this new 33-page multilithed publication carries 155 annotated references. It sells for \$2.00 a copy and is available direct from the ESL.

### SERVICE POSTER

*Sprague Products Company*, 51 Marshall St., North Adams, Mass. is offering a public relations poster which has been designed to help promote a better understanding between set owners and TV service technicians.

Captioned "Everyday is Independence Day for you and your Independent TV Service Dealer," the 17" x 22" poster carries out the theme by being printed in red, white, and blue. The poster stresses the importance of independence in TV servicing. A common-sense comparison is made between the way a typical set owner buys and the way an independent TV repair technician buys. The conclusion is that both are guided by what *they* think is best.

The posters are available free from the company's distributors or for 10 cents each from the company direct. Ask for Poster RP-22 when placing a mail order.

-50-

The Veteran Wireless Operators Association has named the following officers for 1960 (from left to right): Richard C. Griffiths, Marconi International Marine Communications Co., treasurer; William C. Simon, Tropical Radio Service Corp., secretary; William J. McGonigle, Sr., New York Telephone Co., president; and Raymond F. Guy, National Broadcasting Co., vice-president.



Sun	Mon	Tue	Wed	Thu	Fri	Sat
		1	2	3	4	5
<b>CALENDAR</b>						12
<b>of EVENTS</b>						19
						26

**APRIL 18-19**

Conference on Automatic Techniques. Sponsored by PGIE, AIEE, and ASME. Sheraton-Cleveland Hotel, Cleveland, O. Program information from W. R. Thurston, General Radio Co., West Concord, Mass.

**APRIL 19-21**

Symposium on Active Networks and Feedback Systems. Sponsored by IRE, U. S. Army Signal Research and Development Labs, Office of Naval Research, and Air Force Office of Scientific Research. Auditorium, Engineering Societies Bldg., 33 W. 39th St., New York City. Program information and registration forms available from Microwave Research Institute, Polytechnic Institute of Brooklyn, 55 Johnson St., Brooklyn 1, N. Y.

**APRIL 20-22**

1960 SWIRECO Conference. Sponsored by Southwestern IRE and National Professional Group on Medical Electronics. Shamrock-Hilton Hotel, Houston, Texas. Program information from the Houston Section of IRE, P. O. Box 22331, Houston 27, Texas.

**PHOTO CREDITS**

Page	Credit
36, 37, 38	The Timken Roller Bearing Co.
39, 50 (bottom)	Westinghouse Elec. Corp.
50 (top)	The Martin Company
50 (center)	Hoffman Electronics Corp.
51 (top)	Sony Corp.
51 (center)	Bell Telephone Labs.
51 (bottom left)	Phileo Corp.
51 (bottom right)	ITT
78	Robert Bosch Corp.
116	Allied Radio Corp.
134	V. W. O. A.

**Answer to Puzzle  
Appearing on page 121**

L	I	S	S	A	J	O	U	S	A	L	N	I	C	O
A	M	B	D	A	R	I	G	O	S					
M	A	N	E	T	S	C	H	E	M	A	T	I	C	
I	G	N	I	T	I	O	N	U	I	L	I			
N	E	C	C	H	O	K	E	T						
A	M	H	M	W	D	I	E	D	E	L				
T	H	O	R	I	U	M	D	R	O	P	A			
E	W	O	N	E	C	H	O	P	A	R	T			
D	B	M	S	T	A	B	P	P	M	E				
E	E	T	E	S	S	H	L	E	S					
L	A	G	B	A	R	K	H	A	U	S	E	N	S	
L	N	R	I	B	I	X	M	T	R	S	I			
L	O	C	T	A	L	N	N	E	M	I	N			
O	D	S	E	T	U	A	R	C	I	N	G			
S	E	E	P	O	C	T	A	V	E	E	L			
S	M	E	T	E	R	S	C	O	A	X	E			



**NEW!  
RESIST-O-PANEL**

FREE! with any of 4 Handy-Pak Carbon Resistor Assortments  
10 Values

**\$7<sup>20</sup> to \$14<sup>40</sup>** Dealer Net

Requires no bench space

Contains 10 Handy-Paks with space for 10 more


Wall Brackets Included



Order from your IRC Distributor

INTERNATIONAL RESISTANCE COMPANY  
DISTRIBUTOR SALES DIVISION  
414 N. 13th STREET • PHILADELPHIA 8, PA.

**FINEST  
CITIZENS'  
RADIO  
AT ANY  
PRICE!**



Farming, delivery or fleet operation



Car-to-office or home communication



Boat-to-boat or ship-to-shore communication

VIKING  
*Messenger*

FROM  
**\$129<sup>75</sup>**

- Dozens of features — maximum legal power — excellent range!
- 23 channel Class "D" coverage — choose 1 of 5 by flip of a switch!
- Anyone can operate — license issued by FCC on request!

Designed for 10 watts—limited to 5 for Citizens' Radio . . . outstanding receiver sensitivity and selectivity! Only equipment which lets you operate on any 5 of the 23 available channels without re-tuning. Easy to install in home, business location, car, truck or boat. Built-in Squelch, Automatic Volume Control, and Automatic Noise Limiter. Only 5 5/8" high, 7" wide, and 1 13/8" deep. Complete with tubes, microphone, and crystals for 1 channel.

Available from authorized Johnson Distributors—Installation and service at all General Electric Communications Service Stations.



**E. F. JOHNSON COMPANY**  
104 Second Ave. S. W. • Waseca, Minnesota  
• Please rush me your "Messenger" brochure

NAME \_\_\_\_\_  
ADDRESS \_\_\_\_\_  
CITY \_\_\_\_\_ STATE \_\_\_\_\_

**FREE**  
Color Brochure



**WRITE TODAY**

Manufacturers of the world's most widely used personal communications transmitters

- ▶ DEALERS
- ▶ SERVICEMEN
- ▶ TUBE TESTER
- ▶ ROUTE OPERATORS



**with ZALYTRON QUALITY BRAND  
TV-RADIO RECEIVING TUBES!**



You "play ball" with MAJOR LEAGUERS when you buy ZALYTRON Tubes! We have been supplying tubes for many years to service dealers and Tube Tester Route Operators—and the ZALYTRON Brand Name has achieved a reputation for quality and performance second to none! Yes, you "play it SAFE" with ZALYTRON because you get BRAND NEW Tubes:

- NOT USED
- NOT REJECTS

but Zalytron's First Quality! And, important too: by selling DIRECT to the Electronics Trade, we pass the middleman's profit on to our customers . . . helping them to meet and beat competition in their areas!

**WHY PAY MORE?**

Get our FREE Complete Giant New Catalog, containing up-to-date tube listing, PLUS hundreds of standard electronic component parts at HUGE SAVINGS! Paste handy coupon (below) on post card and mail to us today!

**BRAND NEW  
INDIVIDUALLY BOXED  
GUARANTEED  
FOR ONE YEAR**

**ZALYTRON  
TUBE CORP**

220 W. 42nd St.,  
New York 36, N. Y.

STEREO KITS  
AMPLIFIERS  
TEST INSTRUMENTS  
TRANSCIVER KITS  
TRANSISTOR RADIOS

To ZALYTRON Tube Corp. Dept. EW-4  
220 West 42nd Street, New York 36, N. Y.  
 Send FREE 1960 Catalog.

NAME \_\_\_\_\_  
ADDRESS \_\_\_\_\_  
CITY \_\_\_\_\_ ZONE \_\_\_\_\_ STATE \_\_\_\_\_

# BARRY'S APRIL SPECIALS

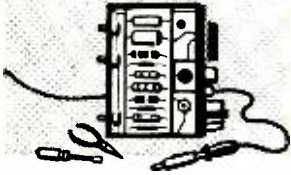
- **TRANSISTORS:** 1N229A @ \$3.50; T110A @ 90¢; GT-761 @ \$5.00; GT-792 @ \$3.50; GE-1N540 @ \$2.20; 1N-1405 @ \$3.50; T1-1N-588 @ \$6.00; T1-652 @ \$3.25; T1-970 @ \$28.00; RCA 2N398 @ \$2.00; CK-841 @ \$3.50; NS-1N217 @ \$1.95.
  - **TUBE SPECIALS:** 3BP1 with matching sockets @ \$1.50 for both tube & socket, 2G21 Ray. orig. JAN bx \$1.50, 6198 Vidicon tube @ \$85.00  
LARGEST DIVERSIFIED TUBE STOCK IN THE COUNTRY—GUARANTEED—WRITE FOR FREE TUBE PRICE LIST, and or Tube Carton list. We stock beautiful white or red & black Clay coated tube cartons—write for list of sizes & prices.
  - **Beautiful Raised Relief Maps of U.S.A. or the World.** Molded in lifetime plastic. 28½"x18½". Only \$9.95 each (brochure avail.).
  - **Scotch Magnetic Tape (Stereo Quality).** #141-6 (¼"x600') 5" Reel size @ \$1.75. #141-12 (¼"x1200') 7" Reel size @ \$2.95. #140-9 (¼"x900') 5" Reel size @ \$2.50. #140-18 (¼"x1800') 7" Reel size @ \$4.25. (Brochure avail.)
  - **Celoso Tape Recorders—Beautiful—for home—parties—office use.** Treat yourself today. Only 6½ lbs. (Brochure avail.)
  - **Professional Closed-Circuit TV Cameras.** For Hams, schools, banks, industry, etc., approx. \$700.00 (brochure avail.). New factory stock.
  - **RCA Remote TV Control—For comfort & convenience—Controls volume & picture.** For 1955 & earlier RCA TV sets. Only \$13.95 (w/manual). List avail. of sets unit will accommodate.
  - **VHF Transmitters—Near 1¼ meter band.** Converts easily to 2 meters. Uses two 6201's into single Amperex 6360 twin triode. 4"x4"x11". Antenna is 10½". New. "Real Gem." Complete w tubes, antenna, case, schematic, & conversion data for 2 meters. \$19.95.
  - **Battery for above xmtr.** Furnishes 300 VDC plate & 6.3 VDC filament. Submersible type. \$4.95.
  - **Patch Cords w/Bakelite Phone Tips.** Length excluding phone tips: 3", 10" & 13". Specify length when ordering. 12¢ each (ten for \$1.00).
  - **Matching Jacks for above.** (Nylon insulation) 12¢ each.
  - **Scintillation Counter.** 10 times more sensitive than a geiger counter. Model CAE 1002 Gammascint—complete w/batteries—ready to operate. Only \$49.95 (brochure avail.).
  - **Imported Antique Telephones.** Wonderful for home intercom. Extremely decorative. Conversational piece. Only \$19.95 w/ wiring diagram. (2 for \$30.00)
  - **3/16 H.P. Continuous Duty DC Motor.** 115 VDC @ 1.8 Amps. Ship. Wt. 30 lbs. \$4.95.
  - **Leach 115 VAC Relay.** 30 Amps contacts (for switching high-volt. supply), DPST (N.O.) Stock #6104. \$4.95.
  - **68" High Relay Racks.** Grey finish. For standard 19" rack panel. Rack 22" W. overall. Need touch up—good condition. \$29.95.
  - **Sale Monster Solar Constant Voltage Transformer.** Limited quantity. Type 30M814 (4KVA) \$245.00; Type 30M815 (5KVA) \$295.00.
  - **Plate Transformer.** 1100-0-1100 @ 280 Ma. CCS rating. Pri: 115 volts AC @ 60 cps. Grade I, Class A, Herm. sid. New, orig. Raytheon ctn. 5"Hx6¾"Wx4¾"D. Price: \$9.00.
- .....
- **If you buy Tubes, Components or Equipment . . . You must have a copy of the new 1960 "GREEN SHEET."** (A complete catalog of specialized industrial electronic tubes and components.) **WRITE TODAY!** Send 25¢ and ask for Barry's Green Sheet catalog. We will send you a catalog and put your name on our mailing list for future catalogs and supplements.
- .....
- Sensible prices—dependable quality—guaranteed (cost of mds.). Industrial inquiries invited. Minimum order \$5.00. Factory authorized distributor for Westinghouse & National Electronics on tubes & semiconductors.

**Barry Electronics Corporation**  
512 Broadway, New York 12, New York  
Dept. EW-4 Walker 5-7000

# INDEX OF Advertisers

APRIL 1960

ADVERTISER	PAGE NO.	ADVERTISER	PAGE NO.
Acro Products Co.	76	Jefferson, Inc., Ray	90
Advance Electronics	112	Jensen Industries, Inc.	76
Aerovox Corporation	94	Jerrold Electronics Corporation	14
Airex Radio Corporation	96	Johnson Company, E. F.	135
Aiwa Co., Ltd.	31	Key Electronics Co.	129
Algeradio Electronics Co.	96	Kuhn Electronics	132
All-American Kits Co.	86	Lafayette Radio	106, 107
Allied Radio Corp.	9, 88, 89, 120	Lampkin Laboratories, Inc.	100
Almo Radio Co.	100	Lektron	126
American Radio Relay League	121	Micro Electron Tube Co.	131
Amperex Electronic Corp.	87	Miller Company, J. W.	78
Arkay	97	Milwaukee School of Engineering	80
Ashe Radio Co., Walter	129	Moss Electronic, Inc.	92, 93
Audion	97	National	76
Audiotex Mfg. Co.	95	National Radio Institute	3
B & K Manufacturing Co.	73, 127	National Schools	15
Baltimore Technical Institute	132	Olson Radio Corporation	123
Barry Electronics Corp.	136	Pacific International College of Arts & Science	133
Bell Sound Division	24	Paco Electronics Co., Inc.	91
Blonder-Tongue Laboratories, Inc.	87	Peak Electronics Company	124
Burstein-Applebee Co.	133	Philco Technological Center	138
CBS Electronics	6	Picture Tube Outlet	132
C & H Sales Co.	114	Popular Photography 35mm Annual	130
Candee Co., J. J.	80	Quietrol Company	90
Candler System Co.	97	RCA Institutes, Inc.	26, 27
Capitol Radio Engineering Institute	19	R W Electronics	126
Carston Studios	113	Rad-Tel Tube Co.	103
Centralab, Electronics Division of Globe-Union Inc.	81	Radio Bookshop	82
Century Electronics Co., Inc.	98, 99	Radio Corporation of America	4th Cover
Channel Master	25	Radio Shack Corp.	134
Cleveland Institute of Electronics	17	Rider Publisher, Inc., John F.	117
Columbia Electronics	122	Rinehart & Co., Inc.	114
Commissioned Electronics Co.	129	Roth Steel Corp.	131
Communications Company, Inc.	115	Sams & Co., Inc., Howard W.	110, 111
Coyne Electrical School	105, 119, 123	Schober Organ Corp., The	77
DeVry Technical Institute	5	Sherwood Electronic Laboratories, Inc.	74
Dial-Flite Electronics	117	Sonotone Corp.	75
Dressner	113	Sprague Products Company	2nd Cover
EICO	33, 34, 104	Sprayberry Academy of Radio-Television	13
Editors and Engineers, Ltd.	134	Standard Coil Products Co., Inc.	29
Electro-Voice, Inc.	21	Standard Surplus	114
Electronic Chemical Corp.	108	Stereo Hi-Fi Guide	118
Electronics World	79	Sylvania	18
Electronics World Book Service	87, 102	"TAB"	128
Electronics World Classified Information	126	Teletube Supply Co.	132
Electronics World Direct Sales Dept.	115	Teltron Electric Co.	108
Electronics World Stereo Discs	30	Texas Crystals	80
Electronics World Subscriptions	127	Thorens	28
Electronics World Reprints	134	Tri-State College	133
Esso C-B Hqts.	97	Tru-Vac Electric Company	101
Fair Radio Sales	119	Valparaiso Technical Institute	117
Fisher Radio Corporation	16	Vanguard Electronic Labs	87
G & G Radio Supply Co.	109	Weiss Associates, Warren	8
General Electric	22, 23, 3rd Cover	Weller Electric Corp.	113
Glaser-Steers Corporation	12	Westinghouse Electronic Tube Division	10, 11
Goodheart Co., R. E.	90	Weston Instruments	105
Grantham School of Electronics	7	Windsor Electronics	129
Greenlee Tool Co.	100	Wuerth Tube Saver Corp.	133
Heath Company	83, 84, 85	Zalytron Tube Corp.	135
Henshaw Radio Supply	117		
HiFi/Stereo Review Reprints	132		
ifa ELECTRONICS	125		
Indiana Technical College	113		
International Crystal Mfg. Co., Inc.	32		
International Electronics Corp.	96		
International Radio & Electronics Corp.	78		
International Resistance Company	135		



# ELECTRONICS MARKET PLACE

RATE: 60¢ per word. Minimum 10 words. June issue closes April 11th. Send order and remittance to: Martin Lincoln. ELECTRONICS WORLD, One Park Ave., N. Y. C. 16, N. Y.

## FOR SALE

HI-FI cabinets direct from factory at large savings; also good deals on custom components. Send 10¢ for info. Daily Mfg. Co., Rockwell, N. C.

DYNAMAZE universal etched breadboard for Transistor experimenting. Made of the finest material available. Will not crack, chip, burn. Use over and over. \$2.00. Dymaze Inc., 1511 West Clark, Burbank, California.

RADIO and television tubes, brand new, 1st quality, original box name brands only. 60% off list. Edison Tube Co., 335 Main St., Metuchen, N. J.

DIAGRAMS for repairing radios \$1.00. Television \$2.00. Give make, model. Diagram Service, Box 672-RN, Hartford 1, Conn.

TELEVISION Sets \$9.95, plus shipping. Jones TV, Sanatoga, Pa.

RADIO & TV Tubes at Manufacturer's Prices! 100% Guaranteed! Brand New! No re-brands or pulls! United Radio, Box 1000, Newark, N. J.

TELEVISION & Radio Tubes, Parts and Supplies Guaranteed. Hi-Quality Tube Co., Inc., 284 Lafayette St., Rahway, New Jersey.

GOVERNMENT sells: Surplus Electronics; Test Equipment; Oscilloscopes; Transceivers; Jeeps; Boats; Aircrafts; Misc.—Send for U. S. Dept. Directory & Procedure \$1.00—"Government Surplus Sales," Box 425—RT, Nanuet, N. Y.

AUTO Radio Distributor Selling Servicing Becker Blaupunkt, FM-AM, other European, American Sets. Save 30% + Square Electronics, 150-60 Northern Blvd., Flushing, N. Y.

GOVERNMENT Surplus Receivers, Transmitters, Snooperscopes, Parabolic Reflectors, Picture Catalog 10¢. Meshna, Malden 48, Mass.

POLICE calls from car radio. Transistorized converter enables you to hear 25-54 megacycle police, citizens, amateur signals on any car radio. Simple installation requires no internal connections. \$16.95. State frequency. Free information. Robin Radio, 13229 Red Fern Lane, Dallas 30, Texas.

TUBES—TV, Radio, Transmitting and Industrial Types at Sensibly Low Prices. New Guaranteed, 1st Quality, Top Name Brands Only. Write for Free Catalog or Call Walker 5-7000. Barry Electronics Corp., 512 Broadway, New York 12N, N. Y.

## WANTED

CASH For Used Short-Wave Ham Receivers, Transmitters & Accessories. Tregger W91VJ, 2023 N. Harlem Ave., Chicago 35. Tuxedo 9-6429.

WANTED: Tubes, Diodes, Transistors. Top prices for Klystrons, Thyatron, Power, TV and Receiving Tubes. Must be unused. Wanted: Laboratory-Grade Test Equipment, Oscilloscopes, Bridges, Signal Generators (microvolts) RV & Audio, Recorders, etc. Commercial (Hewlett Packard, etc.) and military (TS and UPM prefixes) Write us detailed description. Bob Sanett, W6REX, V & H Radio & Electronics, 2053 Venice Blvd., Los Angeles 6, California.

WANTED: Cash Paid! Sell your surplus electronic tubes. Want unused, Clean radio and TV receiving, transmitting special purpose, Magnetrons, Klystrons, broadcast types. Want military and commercial lab/test equipment such as G.R.H.P., AN/UPM prefix. Also want commercial Ham Receivers and Transmitters. For a Fair Deal write: Barry Electronics Corp., 512 Broadway, New York 12, N. Y. (Walker 5-7000.)

## RADIO ENGINEERING & INSTRUCTION

YOU Can Pass That FCC Phone Exam. My "Shotgun" Type Review Has Been Highly Effective for 15 Years. Very inexpensive. Free Literature. Wallace Cook, P. O. Box 10634, Jackson 9, Miss.

April, 1960

TV Tape recorder. Build your own video recorder. Complete correspondence course and construction details. \$18.75. C. Carrier Co., 5880 Hollywood Blvd., Hollywood 28, Calif.

POLICE Radar Detector. Stop before those radar speed traps. Fool proof, legal system. Complete diagrams and instructions \$2.75. C. Carrier Co., 5880 Hollywood Blvd., Hollywood 28, Calif.

EAVESDROP with a pack of cigarettes. Miniature transistorized radio FM transmitter. Complete diagrams and instructions \$1.25. C. Carrier Co., 5880 Hollywood Blvd., Hollywood 28, Calif.

BE a spy! Correspondence course on wire tapping, bugging, telescopic sound pickup, recording techniques, microphotography, invisible and remote photography, telescopic and aerial photography. Lessons in surveillance, taping, and use of equipment. Complete course \$22.50. C. Carrier Co., 5880 Hollywood Blvd., Hollywood 28, Calif.

TELEPHONE Extension in your car. Answer your home telephone by radio from your car. Complete diagrams and instructions \$1.25. C. Carrier Co., 5880 Hollywood Blvd., Hollywood 28, Calif.

SEXIAC Digital Computer Kit. Vacuum tube and printed circuitry. 7 Digit Accuracy. Complete with all parts, tubes, and 2 lesson correspondence course in Digital Computers. \$27.50. DB Enterprises, 8959 Wonderland Ave., Hollywood 46, Calif.

COLOR TV. Convert your Black and white TV to color. Completely Electronic. No mechanical gadgets. Costs about \$35. Complete construction details \$4.75. DB Enterprises, 8959 Wonderland Ave., Hollywood 46, Calif.

JUNK your distributor and voltage regulator. Improve automobile mileage and performance. Construction details for transistorized distributor and voltage regulator. No moving parts. \$4.75. DB Enterprises, 8959 Wonderland Ave., Hollywood 46, Calif.

NOTICE: International School of Electronics, 422 Washington Building, Washington 5, D. C.

ELECTRONICS! Associate degree—29 months. Technicians, field engineers, specialists in communications, missiles, computers, radar, automation. Start September, February. Valparaiso Technical Institute, Dept. N. Valparaiso, Indiana.

ENGINEERING and Art Degrees earned through home study. Electronics, Electrical, Mechanical, Civil, Physics, Business Administration, Accounting, Liberal Arts. When writing, specify course desired. Pacific International College of Arts & Sciences, primarily a correspondence school. Resident classes also carried. 5719-C Santa Monica Boulevard, Hollywood 38, California.

USED Correspondence Courses and Books sold and rented. Money back guarantee. Catalog Free. (Courses Bought). Lee Mountain, Pisgah, Alabama.

## TAPE & RECORDERS

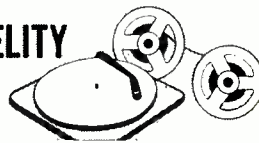
TAPE Recorders, HI-FI Components. Sleep Learning Kits, Tapes. Unusual Values. Free Catalog. Dressner, 69-02R 174 St., Flushing 65, N. Y.

RENT Stereo Tapes—over 1,000 different—all major labels—free catalog. Stereo-Parti, 1608-L Centinela Ave., Inglewood 3, California.

AMPEX, Concertone, Magnecord, Prestok, Bogen, Tandberg, Pentron, Sherwood, Rek-O-Kut, Scott, Shure, Dynakit, others, Trades, Boynton Studio, Dept. RT, 10 Pennsylvania Ave., Tuckahoe, N. Y.

ROBINS' Gibson Girl Deluxe Professional Tape Splicer with splicing tape. List: \$11.50—Net: \$6.90 plus postage. Order stock number TS44-DLX. Audiotone Recording Services, P. O. Box 9, Port Washington, N. Y.

## HIGH-FIDELITY



PRICES? The Best! Factory-sealed Hi-Fi Components? Yes! Send for free catalog. Audion, 25T Oxford Road, Massapequa, N. Y.

TAPES, Kits, Components, Recorders. Special Quotes. Bayla Co., 1470-E Elmer Road, Wantagh, N. Y.

CONVERT your car radio to exciting 3-D stereo sound. New kit easy to install. \$8.95 prepaid. No C.O.D. Conn Sales, 5201 Lebanon, Philadelphia, Penna.

LOW QUOTES on everything HiFi & Stereo Tapes. Bargain List: HiFi, Dept. E, Roslyn, Pa.

DISGUSTED with "Hi" Hi-Fi Prices? Unusual Discounts On Your High Fidelity Requirements. Write: Key Electronics, 120 Liberty St., New York 6, N. Y. Cloverdale 8-4288.

RECORDERS, Hi-Fi. Free Wholesale Catalogue. Carston 125-R East 88. NYC 28.

## MUSIC

SONGS into Dollars! Share \$33 million dollars yearly for New Songwriters, Songpoets. Any subject, songs composed, Published, promoted by largest firm. Information, appraisal Free. Send Nordyke Music Publishers, 6000 Sunset, Hollywood 283, California.

## SHOPPING GUIDE Classified

A HANDY GUIDE TO PRODUCTS, NOT NECESSARILY ELECTRONIC, BUT OF WIDE GENERAL INTEREST.

## BUSINESS OPPORTUNITIES

OVERSEAS Employment. American Firms and United State Government. Comprehensive job information \$2.00. Foreign Opportunities, Box 172, Columbus 16, Ohio.

EARN Extra money selling advertising book matches. Free Samples furnished. Matchcorp, Dept. MD-40, Chicago 32, Ill.

AMERICAN—Overseas jobs. Higher Pay. Transportation Paid. Men-Women. Act Now!! Free Information. Employment Headquarters, 79 Wall Street, Dept. G.E., New York 5.

## PHOTOGRAPHY—FILM, EQUIPMENT, SERVICES

OPTICAL — Science — Math Bargains — Request Free Giant Catalog "CJ"—128 pages—Astronomical Telescopes, Microscopes, Lenses, Binoculars, Kits, Parts. Amazing war surplus bargains. Edmund Scientific Co., Barrington, New Jersey.

## STAMPS & COINS

TERRIFIC Stamp Bargain! Israel—Iceland—Vatican Assortment—plus exotic triangle set—also fabulous British Colonial Accumulation—Plus large stamp book—All four offers free—Send 10¢ to cover postage. Empire Stamp Corp., Dept. Z2, Toronto, Canada.

NEW! Revised! 1960 Coin Bargain Catalog 25¢! "Prices-Paid" List, \$1.00! Sullivan, 50-FD East Sixth, St. Paul 1, Minnesota.

## MISCELLANEOUS

"WINEMAKING; Beer, Ale Brewing." Illustrated. \$2.20. Eaton Books, Box 1242-TC, Santa Rosa, California

KEY chains, personalized ashtrays, smoke sets—hundreds of useful novelties for home, office and gifts. Inexpensive items. Write for free catalog. House of Brand, Dept. W., 3458 Fish Avenue, New York 69, New York.

# Learn TRANSISTOR, COMPUTER OR RADAR TECHNOLOGY at home



Prepare now for advancement... and for a secure and profitable career in one of these growing fields of electronics

## CHOOSE FROM 7 PROVEN COURSES

1. **SEMICONDUCTORS**—Transistor Principles and Practices. Learn Theory, construction, application of all types of transistors.
2. **PRINCIPLES OF RADAR CIRCUITS AND EQUIPMENT**—Introduction to, and detailed study of radar fundamentals.
3. **RADAR SYSTEMS PRINCIPLES AND PRACTICES (Advanced Level)**—Applications of radar components, systems, design... performance measurement.
4. **INTRODUCTION TO ANALOG COMPUTERS**—Covers theories and fundamentals of all makes of analog computers.
5. **ANALOG COMPUTER SYSTEMS (Advanced Level)**—Covers the analog system concepts and methods.
6. **AUTOMATIC DIGITAL COMPUTERS**—Digital computer theory, maintenance, installation, basic programming.
7. **PROGRAMMING FOR DIGITAL COMPUTERS**—Covers encoding, set-up and operation.

## MAIL COUPON TODAY FOR FREE INFORMATION

PHILCO TECHNOLOGICAL CENTER		TCR-7
"C" and Ontario Streets, P.O., Box 4730, Phila. 34, Pa.		
Please send full information on subjects checked below. (No obligation)		
<input type="checkbox"/> 1. Semiconductors	<input type="checkbox"/> 4. Intro. to Analog Comp.	
<input type="checkbox"/> 2. Principles of Radar	<input type="checkbox"/> 5. Analog Comp. Systems	
<input type="checkbox"/> 3. Radar Systems	<input type="checkbox"/> 6. Automatic Digital Comp.	
<input type="checkbox"/> 7. Programming for Digital Computers		
NAME _____		
COMPANY _____		POSITION _____
ADDRESS _____		
CITY _____		STATE _____

Expand your knowledge in one of these rapidly advancing fields of electronics and you'll be set for a secure and profitable future. Transistor technology is becoming one of the biggest fields in electronics. The use of automatic computers in automated factories, business offices and military systems is outpacing the technical manpower needed to build and maintain them. New developments in radar have given new life to this dynamic field. Electronics men are in demand, but it takes specialists to land the big jobs. Now's the time to prepare... advance and prosper in this new era.

**Learn with proven home study courses from the Philco Technological Center.** Get a practical, working knowledge with proven courses developed by specialists in electronics and training... men who know the kind of knowledge you need. Philco Technological Center is a department of Philco TechRep Division, one of the world's leading field engineering organizations.

**NOW READY**—A special computer programming course that covers all important techniques of encoding and operation... ideal for maintenance men, or those who wish to become Programmers. Send for full details. No salesman will call.





## General Electric 56-watt stereo amplifier—Superior in the four vital areas

When you select an amplifier for your stereo system, you should pay particular attention to its **power, versatility, ease of control** and functional **value**. These are the four areas which will chiefly determine the pleasure and satisfaction you derive from your amplifier, and these are the four areas in which the General Electric G-7700 is most outstanding.

**Power:** 56 watts (28 watts per channel) music power — more than enough to drive even low-efficiency speakers. Response is flat ( $\pm 0.5$  db) from 20 to 20,000 cycles, with less than 1% distortion. Channel separation 40 db for maximum stereo effect.

**Versatility:** Two simple multi-purpose controls let you select a variety of inputs—stereo and monophonic cartridges (both magnetic and ceramic), tape heads, tape machines and tuners. The operating mode control gives you flexible selection of different combinations of stereo or monophonic operation.

**Ease of control:** Bass and treble control are convenient dual concentric type to permit adjustment of channels together or separately for matching or different speaker systems. Contour control provides automatic bass boost at low volume. Balance control is continuously variable to "off" on either channel.

**Value:** In General Electric stereo amplifiers you get all the most-wanted features—without expensive extras which boost the price but add little to performance or enjoyment. The result is honest-to-goodness quality at sensible prices.

The G-7700 comes complete in a beige vinyl case; the G-7710 in a white vinyl case. The price is a modest \$189.95\*, including case. (The G-7600 delivers 40 watts, 20 watts per channel, \$139.95\*.) Other General Electric stereo amplifiers at \$119.95\* and \$169.95\* including case.




**FM-AM Tuner, Series FA-10.** Receives even weak signals with unusually low distortion, hum and noise level. Drift-free. Visual meter for pinpoint FM center channel tuning and optimum AM signal tuning. RF amplifier stage in both FM and AM increases sensitivity. FM multiplex jack for stereo adaptor. Built-in AM antenna; FM dipole included. Cases to match all G-E amplifiers. \$129.95\*.

General Electric Company,  
Audio Products Section, Auburn, N. Y.

\*Manufacturer's suggested resale prices.  
Slightly higher in the West.



GENERAL  ELECTRIC



## KEEP PACE

*with the demands of your profession*

A complete, up-to-date library of RCA technical literature is as necessary a tool in your profession as a VTVM. It's a sure, simple, time-saving way to maintain your status as an expert!

1. **RCA TRIPLE PINDEX** (\$1.75) • Base diagrams for 1500 receiving and 400 picture tubes, with cross references to many foreign and industrial types. Triplicate receiving tube breakdown shows you at least 3 diagrams at once.
2. **COLOR TELEVISION PIC-O-GUIDE** (\$4.50) • RCA's John Meagher shows you how to troubleshoot and adjust color TV receivers. Problems are illustrated in full color, with easy-to-follow explanations of how to correct them.
3. **RCA RECEIVING TUBE MANUAL** (75¢) • Technical data on more than 625 receiving tubes, including types for TV, radio, and hi-fi. Clear explanations of tube operation and uses, with many illustrative diagrams and circuits.
4. **RCA INTERCHANGEABILITY DIRECTORY—FOREIGN vs. U.S.A. RECEIVING TUBES** • Lists some 450 foreign receiving tubes (radio, TV, audio), with U.S.A. direct replacement or similar type where available.
5. **RCA RECEIVING TUBES AND PICTURE TUBES BOOKLET** (30¢) • A jam-packed 48-page booklet listing electrical characteristics and socket connections for more than 900 receiving and picture tubes used in standard AM, FM, TV, and audio amplifier sets.
6. **RCA PICTURE-TUBE REPLACEMENT AND INTERCHANGEABILITY CHART** • Lists 88 RCA Picture Tubes, and the 253 industry types they replace. Especially for the service technician.

Check with your Authorized RCA Tube Distributor **THIS WEEK**, to make sure you have the *latest editions* of these important publications—each a standard of the industry.



**RADIO CORPORATION OF AMERICA**

• **Electron Tube Division**

**Harrison, N. J.**

*RCA Salutes the Man Behind Your TV Set during National Television Technicians' Week, March 21 to 26.*

VISIT RCA AT THE ELECTRONIC PARTS DISTRIBUTOR SHOW—OUR BOOTH IS NORTH EXHIBIT HALL NO. 874; AND OUR DISPLAY ROOMS, 659-661