

AMERICAN RADIO

Summer 1999 Ratings Report

It's time to subscribe!
DUNCAN subscription packages
save you time, save you money.
See order form in back



DUNCAN'S AMERICAN RADIO



AMERICAN RADIO

SUMMER 1999 RATINGS REPORT

Arbitron Rating Period: 1 July - 22 September 1999

Compiled and Edited by:
Thom Moon

DUNCAN'S AMERICAN RADIO, L.L.C.
P.O. Box 8446
Cincinnati, OH 45208-0446

513.731-1800 (Office)
513.731-1835 (Fax)
317.844-0988 (Jim Duncan's line)

December, 1999

Volume XXIV Number 3
ISSN 0738-8675



INTRODUCTION

AMERICAN RADIO is now in its 24th year of publication. We sincerely appreciate your support of our work today and, over the years.

We strongly urge you (especially new clients/subscribers) to read carefully the definition pages that immediately precede the individual market reports. They will help you understand all the information given in the individual market reports. If you have any questions, comments or suggestions, please feel free to call me or Thom Moon. We believe that our time is included in your purchase price. And, we always enjoy talking about **AMERICAN RADIO**. Thom or I can be reached at the following address or phone numbers:

Duncan's American Radio, L.L.C.
P.O. Box 8446
Cincinnati, OH 45208-0446
513.731-1800 (Duncan's American Radio general offices)
E-mail: jduncan@duncanradio.com
tmoon@duncanradio.com

ALL ARBITRON AUDIENCE ESTIMATES ARE COPYRIGHTED ©1999 BY THE ARBITRON COMPANY AND MAY NOT BE QUOTED OR REPRODUCED WITHOUT THE PRIOR PERMISSION OF ARBITRON.

Subscribers may quote **AMERICAN RADIO** for sales and advertising purposes. However, you must be an Arbitron subscriber if any of their data is involved. Secondly, we must be notified. We always give permission, but we like to make certain our work is properly quoted. The phrase "American Radio by Duncan's American Radio" must be cited.

This book may not be reproduced in whole or part by mimeograph or any other means without permission.

Printed in the United States of America.

Copyright ©1999 by Duncan's American Radio, L.L.C.

Every effort has been made to make this book as accurate as possible. However, we are responsible for errors only to the extent subscribers will be notified if such action is justified. If your copy is defective in any way, call the Cincinnati office and we will promptly mail you another copy.

Release of the Arbitron market reports began on 21 October and ended 8 November 1999. Compilation of this edition was completed 13 December 1999. Any corrections made by Arbitron to earlier published reports are included if they were received before 13 December.

Audience data in **AMERICAN RADIO** is extracted by our proprietary computer software from Arbitron's "r-sale" data tapes. Due to Arbitron's method of rounding audience estimates, there may be very minor (and usually insignificant) differences between what is found in a given Arbitron market report and what is found in this book. Our software, however, follows Arbitron's published rounding procedures to the letter. The software was developed by our Software Thaumaturge (one who causes apparent miracles to occur), Dave Allen.

Again, thank you for your continued support of our efforts.

DUNCAN'S AMERICAN RADIO

James H. Duncan, Jr.
J.T. Anderton Thom Moon
Nancy Nally Sherry Roberts
Tony Sanders

TABLE OF CONTENTS

Section 1: Definitions, Clarifications and Explanations (pages 4-7)

Section 2: Individual Market Reports – for the following in alphabetical order:

Akron	Greenville-Spartanburg	Philadelphia
Albany-Schenectady-Troy	Harrisburg	Phoenix
Albuquerque	Hartford	Pittsburgh
Allentown-Bethlehem	Honolulu	Portland, OR
Atlanta	Houston	Providence
Austin	Huntsville	Puerto Rico
Bakersfield	Indianapolis	Raleigh-Durham
Baltimore	Jackson, MS	Richmond
Baton Rouge	Jacksonville, FL	Riverside-San Bernardino
Birmingham	Johnson City-Kingsport-Bristol	Rochester, NY
Boston	Kansas City	Sacramento
Buffalo	Knoxville	Saginaw-Bay City-Midland
Charleston, SC	Lansing	Saint Louis
Charlotte	Las Vegas	Salt Lake City
Chattanooga	Little Rock	San Antonio
Chicago	Los Angeles	San Diego
Cincinnati	Louisville	San Francisco
Cleveland	Madison	San Jose
Colorado Springs	Memphis	Seattle-Tacoma
Columbia, SC	Miami-Fort Lauderdale	Shreveport
Columbus, OH	Milwaukee	Spokane
Dallas-Fort Worth	Minneapolis-Saint Paul	Springfield, MA
Dayton	Mobile	Syracuse
Denver	Monterey-Salinas-Santa Cruz	Tampa-Saint Petersburg
Des Moines	Nashville	Toledo
Detroit	Nassau-Suffolk (Long Island)	Tucson
El Paso	New Orleans	Tulsa
Fresno	New York	Washington, DC
Grand Rapids	Norfolk	West Palm Beach
Greensboro-Winston Salem	Oklahoma City	Wichita
Greenville-New Bern- Jacksonville	Omaha	Wilkes Barre-Scranton
	Orlando	York

DEFINITIONS, CLARIFICATIONS AND EXPLANATIONS

Individual Market Reports

Even long-term subscribers should review these pages carefully. We have made numerous changes and additions to **American Radio**. Your understanding of the Individual Market Reports will be far greater if you are familiar with the systems and methodologies used.

The best way to explain an Individual Market Report is to go through it section by section. We'll use Akron from Summer 1999 as an example, starting at the top left of the report:

Arbitron Rank:	68	Pop (12+):	573,400
MSA Rank:			787
MSA Pop:			687,000
DMA #		Cleveland (#13)	
Average Persons Ratings:			15.7
Market TSL in Hours:			20.75

The Arbitron rank is based on the 12+ population of the Arbitron metro survey area. The rank number (68 in this case) is Akron's ranking among the 270 Arbitron radio markets.

The MSA (Metropolitan Statistical Area) rank is shown along with the total (0+) estimated population. Where the market is split into two or more MSA's, at least the largest is listed.

The Nielsen TV DMA (Designated Market Area) ranking is found directly below MSA rank. We note those cases in which a radio market is combined with others within a single DMA (such as this instance, in which Akron is part of the Cleveland DMA, which ranks #13).

The Average Persons Rating indicates the percentage of the metro 12+ population which is using any and all radio in an average quarter-hour anytime during the standard survey week, Monday-Sunday, 6 AM-12 Midnight – the rate here is 15.7. The Average Persons Rating is roughly comparable to television's Persons Viewing Television (PVT) figure.

Market TSL (Time Spent Listening) is the time the average radio listener spent with any and all radio over the entire week. In this case, the average listener spent 20.75 hours listening to radio over the broadcast week.

Now we'll move to the top center column of information.

Stations:	28 / 6
Diaries	1,784 / 321:1/53.2%
Sample Target:	1,760
% Below Line:	55.4
% Not Listed:	16.0
Pop per Station:	95,567

There are 28 stations listed in the Akron Arbitron market report. Of those 28, 6 are home to the Arbitron metro survey area – listed "above the line." Thus, 22 stations listed are licensed to cities outside the metro, but they still accumulated enough listening within the Akron metro to rate inclusion in the market report. Please be aware, however, that some stations appear above the line by virtue of its chosen home city of identification rather than by its FCC authorized city of license.

The information contained in "Diaries" is a bit complex but is all quite important. It gives you a thumbnail sketch of Arbitron's success in sending out and retrieving diaries in the market.

1,784 – the number of usable (in-tab) diaries return from respondents in the metro survey area (In general, the higher the number, the better.)

321:1 – an approximate "persons per diary" value: in the metro, the typical diary represents 321 persons 12+ (generally, the lower the number, the better)

5325% – this is "return rate": total usable (in-tab) diaries expressed as a percentage of the total individuals who were sent a diary (again, higher is better). This number represents total diaries from the metro and does not necessarily indicate return from any individual sex/age group. It is not a percentage of total people contacted, but rather, a percentage of the total number of diaries sent out.

Sample Target is the number of usable (in-tab) diaries Arbitron designates for the market – its goal for return. Over the past few years, Arbitron has raised its market sample targets by at least 15% (and, in some cases, by as much as 70%) in response to broadcasters' concerns over unstable results.

The "% Below Line" figure indicates the percentage of total radio listening accumulated by "below the line" stations. This figure, along with the next, "% Not Listed", indicates how much listening in the market is not available to the local commercial stations. This may affect CPM's (Costs per Thousand) as well as the effectiveness and salability of local radio. "% Not Listed" reflects listening to stations that did not qualify for listing: distant stations, marginal local stations and public/non-commercial stations.

However, the "% Below Line" figure does not include the listening to home to the market which were placed "below the line" for violating one of Arbitron's policies on "special station activities" (which include on-air mentions of the radio ratings, or any other acknowledgment that the market's radio listening is being surveyed). The audience estimates of such stations are still considered as home to the market, although, in accordance with Arbitron policy, we will note local stations that have been placed "below the line."

The "% Not Listed" figure represents the percentage of all listening to radio in the metro area that was to non-commercial stations, stations that did not meet Arbitron's minimum reporting standards or could not be credited to a specific station, but was included in the market's total listening.

The Population per Station shows the number of persons 12+ per metro area radio station. The figure is calculated by dividing 12+ metro population by the number of "above-the-line" (home to the metro) stations.

Next, we move to the top right column:

Last Year's Revenue: \$19,500,000
Household Income: \$43,264
Retail Dollars: \$7.3 Bil
#1 Biller: WKDD-F \$5,100,000
#1 Billing Portfolio:
WAKR/WONE-F/WQMX-F \$9,700,000

The revenue estimates are based on figures found in the 1999 edition of **Duncan's Radio Market Guide**. The figures are gross, excluding "trade."

"HH Income" is Median Household Income within the Arbitron Metro Survey Area. The estimate for Akron is \$43,264.

"Total Retail Sales" is the metro survey area's estimated Total Retail Sales – in this case, \$7.3 Billion. Both median household income and total retail sales figures are based on census data, updated to 1/1/99 by Market Statistics, Inc. for Arbitron.

The #1 Biller is that station we believe to be the leading biller in the market, along with its estimated 1998 gross revenue. It is extracted from the 1998 edition of **Duncan's Radio Market Guide**. The #1 Billing Portfolio is that entity, be it single station, traditional AM-FM combination or consolidated portfolio, that has the highest revenue of any in the market, again, based on 1998 gross revenue.

The next section is the trended 12+ information:

12+ Metro	Format	Summer 98 Spg % Share	Win 99	Fall 98	Sum 98	4 Book Avg	12+ Metro Cume / Rating	Spg 99	Sum 98	12+ TSA AQH / Cume	Revenue Level
1 WQMX-F	C	68 / 7.6	6.4	5.8	6.7	6.0	6.6	868 / 15.1	14.8	14.1	F WQMX-F

All the figures in this section are based upon the standard survey (broadcast) week (Mon-Sun, 6 AM-12 Mid). All audience figures are in hundreds (00); ratings and shares are always percentages.

First is the station's 12+ Broadcast Week ranking, based on its average quarter hour persons figure. Next to the station's calls is a format code. The legend is as follows:

- | | |
|--|---|
| AC - Adult Contemporary | J - Jazz and New Adult Contemporary |
| AC-NR - Modern AC | KIDS - Children's |
| AOR - Album Oriented Rock | N - News |
| AOR-NR - New Rock | O - Oldies |
| AOR-P - Progressive AOR | REL - Religion, Christian |
| B - Black (audience is 75%+ Black) | REL-CC - Contemporary Christian |
| B/AC - Black Adult Contemporary (Soft Black) | SAC - Soft Adult Contemporary |
| B/G - Black Gospel | SP - Hispanic/Spanish |
| B/O - Black Oldies | SP-C - Hispanic Contemporary |
| BIZ - Business News/Talk | SP-NT - Hispanic News/Talk/Information |
| C - Country | SP-R - Hispanic-Regional |
| C/O - Classic Country | SP-TP - Hispanic-Tropical |
| CHR - Contemporary Hit Radio, Top 40, Contemporary | SP-VA - Hispanic Variety |
| CL - Classical | SP-TJ - Tejano |
| CL AOR - Classic AOR, Classic Rock | SPRTS - Sports |
| CL HITS - Classic Hits/70's Oldies | ST - Standards, Big Band, Nostalgia |
| E - Ethnic (usually Foreign Language) | T - Talk |
| EZ - Easy Listening, Beautiful Music | U - Urban (majority of audience is non-white) |
| FS - Full Service | VA - Variety |
| G - Gospel | ? - Others or Unknown |

These codes may be joined to best represent a station's individual format. The code that comes first is the one that represents the station's primary programming: FS/C is a Full Service station that also plays some Country music.

Within the numbers, reading from left to right, WQMX-FM has 6,800 listeners per average quarter hour in the metro. This gives it a 7.6 share of audience during the latest survey period. Historical shares follow, along with a four-book average (this survey, plus the three that precede it).

Next is the metro cume (cumulative) audience and cume rating (cume audience expressed as a percentage of 12+ population). WQMX-FM has 86,800 cume listeners 12+, which give it a 15.1 cume rating. Historical cume ratings follow (prior survey and prior year).

In Fall and Spring reports, the TSA (Total Survey Area) 12+ average persons (AQH) and cume estimates follow metro cumes. These associated columns will be blank (TSA data is only recorded in the Spring and Fall)

Revenue Level provides an estimate of revenue of most, but often, not all, stations home to the market. No revenue level is provided for out-of-market stations; for those, look in their home market. For some stations – indeed, entire markets, in some cases – no revenue estimates are possible. Revenue levels are based on the stations' estimated revenues contained in the latest **Duncan's Radio Market Guide**.

The codes for revenue levels are:

A - Less than \$500,000	G - \$ 5,000,000 to \$ 6,999,999
B - \$500,000 to \$1,000,000	H - \$ 7,000,000 to \$ 9,999,999
C - \$1,000,000 to \$1,999,999	I - \$10,000,000 to \$14,999,999
D - \$2,000,000 to \$2,999,999	J - \$15,000,000 to \$19,999,999
E - \$3,000,000 to \$3,999,999	K - \$20,000,000 to \$29,999,999
F - \$4,000,000 to \$4,999,999	L - \$30,000,000 or more

Then there's a line by itself:

12 + FM Share (Metro): 83.71% (643 of 778) (Summer 98: 82.781%)

These figures indicate how much of the market's listening goes to FM stations. These figures are calculated by adding up the Mon-Sun, 6 AM-12 Mid quarter-hour audience estimates for all the listed stations and dividing into it the total quarter-hour audience estimates for all listed FM stations. There is, of course, listening to stations which do not qualify for a listing in the Arbitron report. However, by definition, this amount is small and should not significantly affect the percentage.

Next are the 22 demographic and daypart rankings. We are not allowed to print actual ratings figures, per our agreement with Arbitron. The number of stations listed depends on the size of the market. All of these rankings are based on metro area average quarter-hour persons audience estimates:

Teens:	Persons 12-17, Mon-Sun, 6 AM-12 Mid
18-34:	Adults 18-34, Mon-Sun, 6 AM-12 Mid
18-49:	Adults 18-49, Mon-Sun, 6 AM-12 Mid
25-49:	Adults 25-49, Mon-Sun, 6 AM-12 Mid
25-54:	Adults 25-54, Mon-Sun, 6 AM-12 Mid
35+:	Adults 35+, Mon-Sun, 6 AM-12 Mid
12+ AMD:	Total persons 12+, Mon-Fri, 6-10 AM
12+ MID:	Total persons 12+, Mon-Fri, 10 AM-3 PM
12+ PMD :	Total persons 12+, Mon-Fri, 3-7 PM
12+ EVE:	Total persons 12+, Mon-Fri, 7 PM-12 Mid
12+ Wknd:	Total persons 12+, Sat-Sun, 6 AM-12 Mid
12+ Ovrnite:	Total persons 12+, Mon-Sun, 12 Mid-6 AM
Wom 18-24:	Women 18-24, Mon-Sun, 6 AM-12 Mid
Wom 18-34:	Women 18-34, Mon-Sun, 6 AM-12 Mid
Wom 25-34:	Women 25-34, Mon-Sun, 6 AM-12 Mid
Wom 18-49:	Women 18-49, Mon-Sun, 6 AM-12 Mid
Wom 25-54:	Women 25-54, Mon-Sun, 6 AM-12 Mid
Men 18-24:	Men 18-24, Mon-Sun, 6 AM-12 Mid
Men 18-34:	Men 18-34, Mon-Sun, 6 AM-12 Mid
Men 25-34:	Men 25-34, Mon-Sun, 6 AM-12 Mid
Men 18-49:	Men 18-49, Mon-Sun, 6 AM-12 Mid
Men 25-54:	Men 25-54, Mon-Sun, 6 AM-12 Mid

If a station's call letters are followed by a > symbol, there is a very large difference between that station and the station that follows it in the rankings. A >> means there is a huge difference between the marked station and the next ranked station – around 10 shares or the marked station has twice as much audience as the next one. In fewer cases, you'll see a >>>, which means the marked station has triple the audience of (or a lead of 15 shares over) the next ranked station. Conversely, the < symbol indicates the marked station has a very small lead over the next-ranked station -- 10 % or less.

A few stations from inside and outside the metro that have relatively small average quarter-hour audiences are found under "Other Rated Stations." For them, we show only their call letters/band identifier, format, frequency, city of license, metro 12+ total week share and metro 12+ cume rating.

In the Fall and Spring American Radio only, we provide a summary of Format Performance, based on total broadcast week, metro 12+ average quarter-hour audience. The table includes every format in the market and the audience of every station which shows up in the Arbitron market report. Here's an example:

	AM	FM	Total	%	Yr. Ago
AC	0 (0)	46 (3)	46 (3)	5.9%	7.8%

In this market, there are no AM AC (Adult Contemporary) stations, but there are 3 FM AC stations which compiled a total 12+ metro AQH persons audience of 4,600. The total audience to Country among listed stations is also 4,600, or 5.9% of all listening to stations listed in the market report. Last year, 7.8% of all listening to listed stations was to Country stations.

Next is the Consolidation Report, which provides summed 12+ and 25-54 audience shares and the share of last year's revenue accountable to consolidated radio operations in the market. Here's an example:

	12+	25-54	Revenue
Local	16.3%	16.1%	49.7%
WAKR-AM, WONE-FM, WQMX-FM			

The three operations owned by a local firm in Akron, WAKR, WONE-F and WQMX-F together attracted 16.3% of the 12+ total week metro audience and 16.1% of the adults 25-54 total week metro audience, as well as 49.7% of last year's revenue in the market.

In most cases, the consolidated operations presented in this report were in effect during the survey, or were acquisitions announced sometime during the survey period.

The last two sections provide an update on station facilities and happenings in the market. For example, here are sample listings from Akron:

WAKR	1590	5 kw (DA-N)	Talk/FullService	Westwd, ABC, ESPN	\$37.00	Christal	WQMX-F/WONE-F
WKDD	96.5	50 kw @ 441	CHR/AC		\$71.00	Eastman	Bamstable

The facilities data (power, directionality, antenna height) are taken from the FCC technical files. In this case, the AM, WAKR, operates on 1590 with 5,000 watts fulltime, with a directional antenna at night. Abbreviations you may find accompanying AM stations' power information are:

Days	Daytime-only operation
DA, Days	Directional daytime-only operation
DA-N	Directional antenna at night only (non-directional days)
DA-1	Same directional pattern day and night
DA-2	Different directional patterns day and night
DA-D	Fulltimer that's directional only during the day (very uncommon)

WAKR has a Talk and Information format we call Full Service.

Next comes the station's network affiliation if it has one:

ABC	ABC (includes the former SMN)	Source	Westwood One Source
AMFM	AM/FM Radio	SRN	Salem Radio Network
AP	Associated Press Radio	Talknt, Tiknt	Westwood One Talknet Radio
AURN	American Urban Radio	TARN	Talk America Radio Network
BNN	Business News Network	UBN	United Broadcasting Network
Cara	Cadena Caracol Network	Unica	Radio Unica Network
CBS	CBS	UPI	United Press International Radio
CNN	Westwood One CNN+	USA	USA Radio
JRN, Jones	Jones Radio Networks	Westwd, WW1	Westwood One
SBUSA	Sports Byline USA	1-on-1, 1/1	One-on-One Sports Radio

The spot rate is our estimate of each station's average unit rate. The unit rate estimate is what we project is the average rate for all spots run on the station. This estimate usually is derived by taking the station's gross billings and working backwards, with a formula based on spots per hour, the percentage of inventory sold and other factors.

Following spot rate are the station's national sales representative firm (if any), the station's group ownership (if any) and its city of license if it's somewhat removed from the population core of the metro.

In the case of the FM, WKDD here, the only differences occur in the facilities section. For an FM, we present the station's licensed effective radiated power (ERP) and antenna height above average terrain.

The next-to-last section for each market is "Notes," in which we attempt to provide a thumbnail sketch of significant changes in the radio market, including:

Call letter changes – both old and new of stations which have changed their identity since the last issue of **American Radio**, with a date of change, if available.

Major format changes – with indication of their old and new place within our format categories.

Station sales – proposed sales in each market, with price and broker, where possible. In some cases, the price has been estimated by Jim Duncan. Please understand these sales may not necessarily close.

Miscellaneous comments – relevant comments and observations which come to mind as we prepare the book.

We hope you find this edition of **American Radio** interesting and useful. Let us know what you think and any improvements you'd like to see.

AKRON

Arbitron Rank	68 Pop (12+)	573,400	Stations	28 / 6	Last Year's Revenue:	\$19,500,000
MSA Rank:		78	Diaries:	1,784 / 321:1 / 53.2%	Household Income:	\$43,264
MSA Pop:		687,000	Sample Target:	1,760	Total Retail Sales:	\$7.3 Bil.
DMA:		Cleveland (#13)	% Below Line:	55.4	#1 Biller:	WKDD-F \$5,100,000
Average Persons Rating:		15.7	% Not Listed:	16.0	#1 Billing Portfolio	
Market TSL in Hours		20.75	Pop per Station:	95,567	WAKR/WONE-F/WQMX-F	\$9,700,000

12+ Metro	Format	Summer 99 1/4 Share	Spg 99	Win 99	Fall 98	Sum 98	4-Book Avg	12+ Metro Cume / Rtg.	Spg 99	Sum 98	12+ TSA AQH / Cume	Revenue Level	
1	WQMX-F	C	68 / 7.6	6.4	5.8	6.7	6.0	6.6	868 / 15.1	14.8	14.1	F	WQMX-F
2	WKDD-F	CHR/AC	56 / 6.2	6.2	5.1	6.1	5.4	5.9	954 / 16.6	15.6	14.8	G	WKDD-F
3	WNIR-F	T	48 / 5.3	5.8	6.7	5.1	5.3	5.7	591 / 10.3	11.8	11.0	E	WNIR-F
4	WMJI-F	O	45 / 5.0	5.1	5.9	5.6	6.3	5.4	883 / 15.4	15.0	17.0		WMJI-F
5	WNCX-F	CL AOR	42 / 4.7	4.6	4.4	3.9	4.4	4.4	760 / 13.2	13.7	13.3		WNCX-F
5	WTAM	N/T	42 / 4.7	5.4	3.5	4.6	4.8	4.5	821 / 14.3	15.1	14.4		WTAM
5	WONE-F	AOR	42 / 4.7	4.2	2.8	3.5	4.6	3.8	719 / 12.5	12.3	13.7	E	WONE-F
8	WAKR	T/FS	36 / 4.0	3.7	3.2	3.8	4.6	3.7	624 / 10.9	10.1	12.9	C	WAKR
9	WDOK-F	SAC	35 / 3.9	5.1	5.8	4.9	5.3	4.9	612 / 10.7	12.8	12.7		WDOK-F
9	WGAR-F	C	35 / 3.9	4.1	3.5	3.9	3.4	3.8	537 / 9.4	11.3	11.1		WGAR-F
9	WMMS-F	AOR	35 / 3.9	3.7	2.5	3.8	2.8	3.5	640 / 11.2	12.4	9.7		WMMS-F
12	WZAK-F	B	32 / 3.6	3.5	3.5	3.4	3.9	3.5	576 / 10.1	11.2	10.0		WZAK-F
13	WNWV-F	J	28 / 3.1	3.3	3.2	2.9	1.8	3.1	483 / 8.4	8.0	5.8		WNWV-F
14	WENZ-F	B	24 / 2.7	3.2	5.3	3.6	2.8	3.7	560 / 9.8	11.8	9.8		WENZ-F
15	WQAL-F	AC/CHR	22 / 2.4	2.7	2.8	2.8	2.5	2.7	739 / 12.9	12.7	12.0		WQAL-F
15	WMVX-F	AC/CHR	22 / 2.4	1.7	3.4	3.1	4.5	2.7	539 / 9.4	9.8	11.4		WMVX-F
17	WRMR	ST	20 / 2.2	3.2	3.6	3.1	2.8	3.0	304 / 5.3	5.7	6.7		WRMR
18	WKNR	SPRTS	18 / 2.0	1.8	1.7	1.6	1.0	1.8	310 / 5.4	6.1	4.4		WKNR

12+ FM Share (Metro): 83.71% (632 of 755) (Summer 98: 82.78%)

Teens	18-34	18-49	25-49	25-54	35+	12+ AMD	12+ Mid	12+ PMD	12+ Eve	12+ Wknd
1 WENZ-F	1 WKDD-F >	1 WKDD-F <	1 WQMX-F <	1 WQMX-F	1 WQMX-F <	1 WNCX-F >	1 WKDD-F	1 WQMX-F	1 WTAM <	1 WQMX-F <
2 WHOT-F	2 WNCX-F <	2 WQMX-F	2 WKDD-F <	2 WKDD-F	2 WNIR-F	2 WQMX-F <	1 WNIR-F <	2 WKDD-F >	2 WQMX-F	2 WMJI-F <
3 WKDD-F	3 WMMS-F <	3 WNCX-F	3 WNCX-F	3 WNCX-F	3 WMJI-F <	3 WAKR <	3 WQMX-F	3 WMJI-F <	3 WAKR	3 WTAM <
4 WQMX-F	4 WQMX-F <	4 WONE-F	4 WONE-F	4 WONE-F <	4 WTAM <	4 WKDD-F <	4 WTAM <	4 WONE-F	4 WZAK-F	4 WONE-F
5 WQAL-F >	5 WONE-F >	5 WMMS-F	5 WMMS-F <	5 WMJI-F	5 WAKR	5 WNIR-F <	5 WONE-F <	5 WMMS-F <	5 WNWV-F <	4 WGAR-F <
6 WZAK-F	6 WMJI-F	6 WMJI-F	6 WMJI-F <	6 WMMS-F <	6 WDOK-F <	6 WMJI-F	6 WMJI-F <	6 WNWV-F	6 WKDD-F	6 WKDD-F
6 WENZ-F <	6 WZAK-F	7 WZAK-F <	7 WTAM <	7 WGAR-F	7 WDOK-F	7 WNCX-F	6 WNIR-F	6 WONE-F	6 WZAK-F	6 WZAK-F
8 WMVX-F	8 WTAM <	8 WTAM	8 WNIR-F <	8 WNIR-F	8 WNCX-F	8 WZAK-F <	8 WDOK-F <	8 WTAM <	8 WNIR-F	8 WNWV-F <
9 WQAL-F	9 WQAL-F	9 WNIR-F	9 WZAK-F	9 WRMR <	9 WONE-F <	9 WMMS-F <	9 WDOK-F <	8 WMMS-F	9 WMMS-F <	9 WMMS-F <
	9 WMVX-F <	9 WMVX-F <	10 WDOK-F <		10 WGAR-F	10 WGAR-F	10 WGAR-F <			

Wom 18-24	Wom 18-34	Wom 25-34	Wom 18-49	Wom 25-54	Men 18-24	Men 18-34	Men 25-34	Men 18-49	Men 25-54	12+ Ovrnite
1 WKDD-F >	1 WKDD-F >	1 WKDD-F >	1 WKDD-F <	1 WQMX-F <	1 WONE-F	1 WNCX-F	1 WNCX-F	1 WNCX-F	1 WNCX-F >	1 WQMX-F >
2 WQMX-F	2 WQMX-F >>	2 WQMX-F >	2 WQMX-F >>	2 WKDD-F >>	1 WMMS-F	2 WMMS-F	2 WMMS-F	2 WMMS-F <	2 WMMS-F	2 WAKR <
3 WZAK-F	3 WZAK-F	3 WONE-F	3 WDOK-F	3 WDOK-F <	3 WENZ-F	3 WONE-F	3 WKDD-F	3 WONE-F >	3 WONE-F <	3 WZAK-F
3 WENZ-F	3 WONE-F	3 WMVX-F	4 WMJI-F	4 WMJI-F <	4 WKDD-F	4 WKDD-F >	3 WONE-F	4 WQMX-F <	4 WTAM	3 WMJI-F
3 WQAL-F >	3 WENZ-F	5 WNCX-F	4 WZAK-F	5 WONE-F <	4 WNCX-F	5 WKNR	5 WKNR >	5 WKDD-F	5 WMJI-F	5 WTAM
	3 WMVX-F	6 WZAK-F	4 WONE-F	6 WZAK-F	6 WZAK-F	5 WZAK-F	6 WZAK-F	5 WTAM	5 WQMX-F <	
	3 WMMS-F	6 WQAL-F	7 WQAL-F	7 WNWV-F	6 WQMX-F	7 WQMX-F	6 WTAM	7 WMJI-F	7 WNIR-F <	
	8 WDOK-F	6 WMMS-F	7 WMVX-F	7 WMVX-F	6 WQAL-F >	7 WENZ-F	6 WNIR-F	7 WKNR	8 WKNR	
	8 WQAL-F	6 WHBC-F >	9 WGAR-F	9 WGAR-F		9 WQAL-F	6 WQMX-F	7 WZAK-F <	9 WKDD-F	
	8 WNCX-F		9 WNCX-F			9 WMVX-F	6 WMVX-F	10 WNIR-F	10 WZAK-F >	

Other Rated Stations				Metro Share	Cume Rating	TSA AQH Cume	Other Rated Stations--Outside Market				Metro Share	Cume Rating	TSA AQH Cume
WTOU	B/AC	1350	Akron	0.8	2.4	WCLV-F	CL	95.5	Cleveland	1.7	4.3		
						WHBC-F	AC	94.1	Canton	1.4	4.3		
						WHK-F	REL	98.1	Canton	0.3	2.0		
						WHOT-F	CHR	101.1	Youngstown	1.9	7.2		
						WQKT-F	C	104.5	Wooster	0.6	2.6		
						WQXK-F	C	105.1	Salem	1.4	4.0		
						WRQK-F	AOR	106.9	Canton	1.2	5.2		
						WZJM-F	B/O	92.3	Cleveland Heights	1.8	6.0		
						WZKL-F	O	92.5	Alliance	0.6	1.8		

AKRON

Consolidation Report	12+	25-54	Revenue
Local WAKR-AM, WONE-FM, WQMX-FM	16.3 %	16.1 %	49.7 %
	16.3 %	16.1 %	49.7 %

AM Stations

WAKR	1590	5 kw (DA-N)	Talk/Full Service	Westwd, ABC, ESPN	\$37.00	Christal	WQMX-F/WONE-F
------	------	-------------	-------------------	-------------------	---------	----------	---------------

FM Stations

WKDD	96.5	50 kw @ 441	CHR/AC		\$80.00	D&R	Barnstable
WNIR	100.1	1.95 kw @ 390	Talk	CBS	\$51.00	Eastman	Kent
WONE	97.5	12 kw @ 890	AOR		\$71.00	Christal	WAKR/WQMX-F
WQMX	94.9	16.2 kw @ 878	Country		\$63.00	Christal	WAKR/WONE-F

Notes: Other ranked stations -- See Cleveland . . . 11/99 WTOU changed from Black AC to Sports

FORMAT CODES

AC	- Adult Contemporary	J	- Jazz and New Adult Contemporary
AC-NR	- Modern AC	KIDS	- Children's
AOR	- Album Oriented Rock	N	- News
AOR-NR	- New Rock	O	- Oldies (50's & 60's)
AOR-P	- Progressive AOR	REL	- Religion, Christian
B	- Black (audience 75%+ Black)	REL-CC	- Contemporary Christian
B/AC	- Black Adult Contemporary	SAC	- Soft Adult Contemporary
B/G	- Black Gospel	SP	- Hispanic/Spanish
B/O	- Black Oldies	SP-C	- Hispanic Contemporary
BIZ	- Business News & Talk	SP-NT	- Hispanic News/Talk/Information
C	- Country	SP-R	- Hispanic-Regional
C/O	- Classic Country	SP-TP	- Hispanic-Tropical
CHR	- Contemporary Hit Radio, Top 40	SP-VA	- Hispanic Variety
CL	- Classical	SP-TJ	- Tejano
CL AOR	- Classic AOR, Classic Rock	SPRTS	- Sports
CL HITS	- Classic Hits/70's Oldies	ST	- Standards, Big Band, Nostalgia
E	- Ethnic (usually Foreign Lang.)	T	- Talk
EZ	- Easy Listening, Beautiful Music	U	- Urban (majority of audience is non-white)
FS	- Full Service	VA	- Variety
G	- Gospel	?	- Others or Unknown

REVENUE LEVEL CODES

A - Less than \$500,000	E - \$3,000,000 to \$3,999,999	I - \$10,000,000 to \$14,999,999
B - \$500,000 to \$999,999	F - \$4,000,000 to \$4,999,999	J - \$15,000,000 to \$19,999,999
C - \$1,000,000 to \$1,999,999	G - \$5,000,000 to \$6,999,999	K - \$20,000,000 to \$29,999,999
D - \$2,000,000 to \$2,999,999	H - \$7,000,000 to \$9,999,999	L - \$30,000,000+

ALBANY-SCHENECTADY-TROY

Arbitron Rank 59 Pop (12+) 732,900	Stations 33 / 32	Last Year's Revenue: \$33,700,000
MSA Rank: 67	Diaries: 1,991 / 368:1 / 52.1%	Household Income: \$47,608
MSA Pop: 876,000	Sample Target: 2,030	Total Retail Sales: \$8.4 Bil.
DMA: 52	% Below Line: 0.6	#1 Biller: WGNA-AF \$6,400,000
Average Persons Rating: 16.5	% Not Listed: 12.6	#1 Billing Portfolio
Market TSL in Hours 21.75	Pop per Station: 22,903	AMFM \$12,550,000

12+ Metro	Format	Summer 99 1/4 Share	Spg 99	Win 99	Fall 98	Sum 98	4-Book Avg	12+ Metro Cume / Rtg.	Spg 99	Sum 98	12+ TSA AQH / Cume	Revenue Level	
1	WGNA-F	C	125 / 10.4	9.4	9.6	8.7	11.8	9.5	1380 / 18.8	19.8	19.2	G*	WGNA-F
2	WFLY-F	CHR	122 / 10.1	7.4	7.9	9.9	9.2	8.8	1929 / 26.3	23.0	27.4	F	WFLY-F
3	WYJB-F	SAC	98 / 8.1	7.9	7.1	7.4	7.3	7.6	1225 / 16.7	15.5	18.8	E	WYJB-F
4	WGY	FS	95 / 7.9	8.1	10.2	8.5	9.4	8.7	1315 / 17.9	19.0	21.2	F	WGY
5	WQBK-FF	AOR-NR	72 / 6.0	6.2	6.7	7.0	7.7	6.5	1240 / 16.9	18.6	19.9	D	WQBK-FF
6	WPYX-F	AOR	70 / 5.8	7.1	6.6	8.1	5.0	6.9	1211 / 16.5	16.9	15.5	D	WPYX-F
7	WRVE-F	AC-NR	58 / 4.8	3.5	5.6	4.5	5.9	4.6	967 / 13.2	12.3	15.2	F	WRVE-F
8	WKLI-F	SAC	47 / 3.9	4.2	4.2	5.8	5.6	4.5	604 / 8.2	9.5	11.7	B*	WKLI-F
8	WTRY-F	O	47 / 3.9	3.3	3.8	3.3	3.3	3.6	893 / 12.2	10.6	11.9	C~	WTRY-F
10	WAJZ-F	B	41 / 3.4	3.1	2.8	1.0	0.9	2.6	751 / 10.2	8.8	4.5	A	WAJZ-F
11	WHRL-F	J	39 / 3.2	3.1	2.8	3.2	2.8	3.1	452 / 6.2	6.5	5.8	B	WHRL-F
12	WXCR-F	CL AOR	36 / 3.0	3.1	2.4	2.1	2.7	2.6	632 / 8.6	8.7	8.3	B	WXCR-F
13	WCPT-FF	AC/CHR	34 / 2.8	2.3	3.1	1.7	2.4	2.5	846 / 11.5	10.4	9.4	C	WCPT-FF
14	WROW	T	25 / 2.1	2.9	2.6	2.1	2.2	2.4	334 / 4.6	5.6	6.1	A	WROW
14	WABT-F	B/O	25 / 2.1	2.6	2.3	2.5	2.7	2.4	577 / 7.9	7.2	9.7		WABT-F
16	WEQX-F	AOR-NR	20 / 1.7	1.8	1.8	0.9	1.0	1.6	485 / 6.6	6.9	5.2		WEQX-F
17	WZMR-F	AC-NR	16 / 1.3	0.9	0.4		0.4		417 / 5.7	3.8	0.7		WZMR-F
18	WTRY	O	13 / 1.1	0.8	0.9	1.5	1.1	1.1	277 / 3.8	3.8	4.5	~	WTRY

12+ FM Share (Metro): 84.27% (889 of 1055) (Summer 98: 82.42%)

Teens	18-34	18-49	25-49	25-54	35+	12+ AMD	12+ Mid	12+ PMD	12+ Eve	12+ Wknd
1 WFLY-F >>>	1 WFLY-F	1 WFLY-F	1 WGNA-F	1 WGNA-F	1 WGNA-F <	1 WGNA-F <	1 WYJB-F	1 WGNA-F <	1 WFLY-F	1 WFLY-F <
2 WAJZ-F	2 WQBK-FF	2 WGNA-F	2 WFLY-F	2 WYJB-F	2 WGY	2 WQBK-FF	2 WGNA-F <	2 WFLY-F	2 WGNA-F	2 WGNA-F >
3 WQBK-FF >	3 WPYX-F <	3 WPYX-F <	2 WYJB-F <	3 WFLY-F <	3 WYJB-F >	3 WGY <	3 WYJB-F	3 WYJB-F	3 WAJZ-F <	3 WGY
4 WGNA-F >	4 WYJB-F	4 WYJB-F	4 WPYX-F	4 WPYX-F	4 WKLI-F <	4 WYJB-F <	4 WFLY-F >	4 WGY	4 WGY >	4 WYJB-F
5 WCPT-FF <	4 WQBK-FF	4 WQBK-FF	5 WRVE-F <	5 WRVE-F <	5 WTRY-F <	5 WFLY-F <	5 WPYX-F <	5 WRVE-F	5 WQBK-FF <	5 WQBK-FF <
6 WRVE-F <	6 WRVE-F >	6 WRVE-F >	6 WQBK-FF >	6 WQBK-FF	6 WFLY-F >	6 WPYX-F >	6 WRVE-F	6 WRVE-F	6 WYJB-F <	6 WKLI-F <
7 WAJZ-F	7 WAJZ-F	7 WAJZ-F	7 WGY	7 WGY <	7 WRVE-F <	7 WTRY-F <	7 WQBK-FF	7 WQBK-FF <	7 WPYX-F <	7 WPYX-F <
7 WYJB-F	7 WGY	7 WGY	8 WTRY-F	8 WTRY-F >	8 WPYX-F <	8 WRVE-F	8 WKLI-F	8 WTRY-F <	8 WXCR-F <	8 WAJZ-F
				9 WHRL-F <	9 WHRL-F >	9 WKLI-F <	9 WCPT-FF <	9 WKLI-F	9 WHRL-F <	8 WRVE-F
							10 WTRY-F <	10 WAJZ-F	10 WZMR-F	10 WTRY-F
								10 WXCR-F		10 WHRL-F

Wom 18-24	Wom 18-34	Wom 25-34	Wom 18-49	Wom 25-54	Men 18-24	Men 18-34	Men 25-34	Men 18-49	Men 25-54	12+ Ovrnite
1 WFLY-F >	1 WFLY-F >	1 WFLY-F >	1 WFLY-F	1 WYJB-F	1 WQBK-FF	1 WQBK-FF	1 WQBK-FF	1 WQBK-FF <	1 WPYX-F	1 WGY >
2 WGNA-F	2 WGNA-F	2 WYJB-F <	2 WYJB-F <	2 WGNA-F	2 WFLY-F	2 WPYX-F	2 WPYX-F >>	2 WPYX-F >	2 WGNA-F	2 WGNA-F
3 WCPT-FF	3 WYJB-F <	3 WGNA-F >	3 WGNA-F >	3 WFLY-F >	3 WXCR-F	3 WFLY-F >	3 WGNA-F	3 WFLY-F <	2 WQBK-FF >	3 WFLY-F
4 WAJZ-F	4 WCPT-FF	4 WCPT-FF	4 WRVE-F >	4 WRVE-F	4 WPYX-F	4 WXCR-F <	4 WFLY-F	4 WGNA-F	4 WFLY-F <	4 WAJZ-F
4 WRVE-F	5 WAJZ-F <	4 WPYX-F	5 WCPT-FF	5 WTRY-F	5 WAJZ-F	5 WGNA-F	4 WRVE-F	5 WRVE-F	5 WRVE-F	5 WPYX-F
4 WQBK-FF >	6 WRVE-F	6 WAJZ-F	6 WPYX-F <	6 WGY	6 WGNA-F	6 WEQX-F	6 WEQX-F >	6 WXCR-F <	6 WGY	
	6 WQBK-FF	6 WABT-F	7 WAJZ-F <	7 WPYX-F	6 WEQX-F	6 WRVE-F	7 WCPT-FF	7 WGY	7 WYJB-F <	
		6 WQBK-FF	8 WTRY-F <	8 WCPT-FF		8 WAJZ-F	7 WGY	8 WYJB-F	8 WTRY-F	
							7 WXCR-F	9 WAJZ-F <	8 WXCR-F	

Other Rated Stations				Metro Share	Cume Rating	TSA AQH Cume	Other Rated Stations--Outside Market				Metro Share	Cume Rating	TSA AQH Cume
WABY	SAC	1400	Albany	0.4	2.1	WHTR-F	O	107.1	Hudson Falls	0.6	1.2		
WBKK-F	CL	97.7	Amsterdam	0.9	3.4								
WBUG-F	C	101.1	Fort Plain	0.7	1.1								
WDCC-AF	REL	96.7	Clifton Park	0.5	1.9								
WGNA	C	1460	Albany	0.2	0.8								
WIZR	ST	930	Johnstown	0.3	0.6								
WKAJ	ST	900	Saratoga Springs	0.6	1.2								
WQAR-F	AC	101.3	Stillwater	0.7	2.2								
WTMM	SPRTS	1300	Rensselaer	0.8	2.0								
WVKZ	SPRTS	1240	Schenectady	0.3	0.8								

ALBANY-SCHENECTADY-TROY

Consolidation Report	12+	25-54	Revenue
Albany	25.3 %	24.7 %	24.0 %
WAJZ-FM, WFLY-FM, WIZR-AM, WROW-AM, WYJB-FM, WZMR-FM			
AMFM (See Notes)	23.5 %	28.8 %	37.2 %
WABT-FM, WGNA-AM, WGNA-FM, WPYX-FM, WTRY-AM, WTRY-FM			
Clear Channel (See Notes)	25.7 %	26.8 %	32.3 %
WGY-AM, WHRL-FM, WQBJ-FM, WQBK-FM, WRVE-FM, WTMM-AM, WXCR-FM			
Tele-Media	7.1 %	3.8 %	5.3 %
WABY-AM, WCPT-FM, WKBE-FM, WKLI-FM			
	81.6 %	84.1 %	98.8 %

AM Stations

Station	Power	Frequency	Service	Network	Revenue	Parent	Market
WGY	810	50 kw	Full Service	ABC	\$60.00	Clr Chnl	Clear Channel
WROW	590	5 kw/1 kw (DA-2)	Talk	CBS, AP	\$20.00	Allied	Albany
WTRY	980	5 kw (DA-N)	Oldies	AMFM	\$<20.00	Katz	AMFM

FM Stations

Station	Power	Frequency	Service	Network	Revenue	Parent	Market
WABT	104.5	5 kw @ 351	Black Oldies	AMFM	\$ NA	Katz	AMFM Mechanicville
WAJZ	96.3	0.5 kw @ 1119	Black		\$ NA	Allied	Albany Voorheesville
WCPT	100.9	6 kw @ 300	AC/CHR		\$45.00	Christal	Tele-Media
WEQX	102.7	1.27 kw @ 2490	AOR-New Rock	AP, ABC	\$<20.00	---	Manchester, VT
WFLY	92.3	17 kw @ 850	CHR	ABC	\$71.00	Allied	Albany
WGNA	107.7	12 kw @ 984	Country	AMFM	\$102.00	Katz	AMFM
WHRL	103.1	6 kw @ 325	Jazz	CBS	\$<20.00	Clr Chnl	Clear Channel
WKBE	100.3	1.45 kw @ 1312	Simul. WCPT-F				Warrensburg
WKLI	94.5	3 kw @ 328	Standards		\$20.00	Christal	Tele-Media Ravena
WPYX	106.5	16 kw @ 902	AOR	AMFM	\$71.00	Eastman	AMFM
WQBJ	103.5	50 kw @ 492	Simul. WQBK-F				Cobleskill
WQBK	103.9	6 kw @ 300	AOR - New Rock	CBS, Westwd	\$47.00	Clr Chnl	Clear Channel Rensselaer
WRVE	99.5	15 kw @ 927	Modern AC	ABC	\$51.00	Clr Chnl	Clear Channel
WTRY	98.3	6 kw @ 328	Oldies	AMFM	\$ NA	Katz	AMFM Rotterdam
WXCR	102.3	4.1 kw @ 387	Classic AOR	Westwd	\$22.00	Clr Chnl	Clear Channel Ballston Spa
WYJB	95.5	12 kw @ 1023	Soft AC		\$56.00	Allied	Albany
WZMR	104.9	0.57 kw @ 1050	Modern AC		\$ NA	Allied	Albany Altamont

Notes: Combined revenue stations: * WGNA included with WGNA-FM; ^ WABY included with WKLI-F; ~ WTRY included with WTRY-F . . . 9/99 WQBK-F changed from New Rock to AOR; it retains Howard Stern in the morning . . . 10/99 WHRL-F changed from Jazz to Progressive AOR (AOR-P) . . . 10/99 WZMR-F changed from Modern AC to Jazz . . . 10/99 AMFM and Clear Channel announced plans to merge. Several divestitures will be required in the market

ALBUQUERQUE

Arbitron Rank	.71 Pop (12+)	555,200	Stations	29 / 28	Last Year's Revenue:	\$37,700,000
MSA Rank:		80	Diaries:	1,670 / 332:1 / 49.8%	Household Income:	\$40,916
MSA Pop:		687,000	Sample Target:	1,700	Total Retail Sales:	\$7.8 Bil.
DMA:		49	% Below Line:	0.9	#1 Biller:	KRST-F \$6,285,000
Average Persons Rating:		16.1	% Not Listed:	10.8	#1 Billing Portfolio	
Market TSL in Hours		21.50	Pop per Station:	19,829	Citadel	\$20,220,000

12+ Metro	Format	Summer 99 1/4 Share	Spg 99	Win 99	Fall 98	Sum 98	4-Book Avg	12+ Metro Cume / Rtg.	Spg 99	Sum 98	12+ TSA AQH / Cume	Revenue Level
1	KRST-F	84 / 9.4	8.3	9.3	7.4	7.8	8.6	1252 / 22.5	19.7	18.6		G KRST-F
2	KKOB	73 / 8.2	8.1	9.3	10.4	8.4	9.0	986 / 17.8	16.9	19.1		G KCOB
3	KPEK-F	54 / 6.0	5.0	6.2	6.3	4.6	5.9	877 / 15.8	15.7	14.2		D KPEK-F
4	KMGA-F	51 / 5.7	5.1	4.2	4.9	3.4	5.0	820 / 14.8	13.8	10.6		D KMGA-F
5	KTBL-F	49 / 5.5	3.8	3.5	3.8	4.1	4.1	744 / 13.4	11.5	11.9		C KTBL-F
6	KZRR-F	AOR	46 / 5.1	4.5	5.6	5.8	5.2	646 / 11.6	11.9	12.3		D KZRR-F
7	KHFM-F	CL	40 / 4.5	4.9	5.0	4.1	4.7	501 / 9.0	10.8	8.3		C KHFM-F
8	KKOB-F	AC	38 / 4.2	5.7	4.6	4.3	4.3	839 / 15.1	15.5	14.4		D KCOB-F
9	KIOT-F	CL AOR	35 / 3.9	4.3	3.8	4.1	5.6	665 / 12.0	12.3	14.9		C KIOT-F
10	KTEG-F	AOR-NR	34 / 3.8	3.9	4.7	3.4	3.0	722 / 13.0	11.4	11.5		C KTEG-F
11	KMMG-F	B/O	29 / 3.2	2.7	3.0	3.7	3.9	516 / 9.3	9.3	10.7		A KMMG-F
12	KKSS-F	CHR/U	27 / 3.0	4.4	4.1	4.1	4.1	673 / 12.1	14.1	14.3		C KKSS-F
13	KZKL-F	O	25 / 2.8	1.6	2.2	3.1	3.7	402 / 7.2	7.3	10.8		C KZKL-F
14	KABG-F	O	24 / 2.7	1.5	2.2	1.4	1.9	441 / 8.0	6.5	5.5		C KABG-F
14	KYLZ-F	CHR/U	24 / 2.7	4.1	3.0	3.7	4.5	651 / 11.7	13.1	12.3		A KYLZ-F
16	KCHQ-F	CHR	23 / 2.6	1.7	1.7	2.1	1.9	597 / 10.8	8.7	6.8		B KCHQ-F
17	KLVO-F	SP-C	22 / 2.5	3.4	3.0	1.7	2.6	319 / 5.7	7.2	6.2		C KLVO-F
18	KLSK-F	CL HITS	15 / 1.7	2.5	2.3	1.8	2.5	391 / 7.0	9.5	9.3		C KLSK-F
18	KRQS-F	AOR	15 / 1.7	1.6	1.7	2.7	1.2	334 / 6.0	5.8	3.9		C KRQS-F
20	KNKT-F	REL	14 / 1.6	0.8	1.0	1.0	1.5	236 / 4.3	2.7	3.8		C KNKT-F
20	KRZY	SP-R	14 / 1.6	0.5	0.8	0.5	1.0	131 / 2.4	1.5	1.6		A KRZY
20	KIVA	ST	14 / 1.6	3.5	2.5	3.8	3.4	193 / 3.5	6.8	6.4		A KIVA

12+ FM Share (Metro): 84.71% (676 of 798) (Summer 98: 81.40%)

Teens	18-34	18-49	25-49	25-54	35+	12+ AMD	12+ Mid	12+ PMD	12+ Eve	12+ Wknd
1 KTEG-F	1 KPEK-F <	1 KRST-F	1 KRST-F	1 KRST-F >	1 KCOB	1 KRST-F <	1 KCOB <	1 KRST-F	1 KMGA-F	1 KRST-F >
1 KKSS-F <	2 KZRR-F	2 KPEK-F	2 KPEK-F	2 KPEK-F <	2 KRST-F >	2 KCOB >	2 KRST-F >	2 KPEK-F	2 KTEG-F <	2 KTBL-F <
3 KYLZ-F	3 KRST-F >	3 KZRR-F	3 KMGA-F <	3 KMGA-F	3 KMGA-F <	3 KCOB-F <	3 KPEK-F <	3 KMGA-F	3 KKSS-F <	3 KCOB
4 KCHQ-F	4 KTEG-F	4 KMGA-F <	4 KIOT-F <	4 KZRR-F	4 KHFM-F	4 KZRR-F <	4 KMGA-F	3 KTBL-F	4 KPEK-F <	4 KZRR-F <
5 KPEK-F >>	5 KCOB-F <	5 KIOT-F	5 KZRR-F	4 KIOT-F <	4 KTBL-F	5 KPEK-F <	5 KTBL-F	5 KZRR-F <	5 KCOB <	5 KHFM-F <
	6 KMGA-F <	6 KCOB-F	6 KTBL-F <	6 KTBL-F <	6 KIOT-F <	6 KTBL-F <	6 KZRR-F	6 KCOB	6 KRST-F <	6 KMGA-F <
	7 KTBL-F <	6 KTBL-F	7 KCOB-F	7 KCOB <	7 KZKL-F <	7 KHFM-F <	7 KCOB-F	7 KIOT-F <	7 KYLZ-F	7 KPEK-F
	8 KKSS-F	8 KMMG-F	8 KMMG-F	8 KCOB-F	8 KCOB-F <	8 KMGA-F >	7 KHFM-F <	8 KTEG-F <	8 KLVO-F <	7 KMMG-F <
	8 KLVO-F	9 KTEG-F	8 KCOB >	9 KMMG-F <	9 KABG-F <	9 KTEG-F	9 KIOT-F	9 KPEK-F <	9 KZRR-F <	9 KIOT-F <
	8 KRQS-F	9 KCOB	10 KHFM-F	10 KHFM-F	10 KPEK-F <	9 KIOT-F	10 KMMG-F <	10 KHFM-F	10 KHFM-F <	10 KTEG-F

Wom 18-24	Wom 18-34	Wom 25-34	Wom 18-49	Wom 25-54	Men 18-24	Men 18-34	Men 25-34	Men 18-49	Men 25-54	12+ Ovrnrite
1 KRST-F >	1 KPEK-F	1 KPEK-F	1 KRST-F >	1 KRST-F	1 KZRR-F >	1 KZRR-F >	1 KZRR-F	1 KZRR-F >	1 KZRR-F	1 KCOB >>
2 KTEG-F	1 KRST-F >	2 KRST-F	2 KMGA-F	2 KMGA-F	2 KTEG-F >	2 KPEK-F	2 KPEK-F >	2 KIOT-F <	2 KIOT-F	2 KZRR-F
2 KPEK-F	3 KMGA-F	3 KMGA-F	2 KPEK-F	3 KPEK-F	3 KRQS-F	3 KTEG-F	3 KRQS-F	3 KPEK-F <	2 KRST-F <	2 KMGA-F
4 KYLZ-F	4 KCOB-F	4 KCOB-F	4 KCOB-F <	4 KTBL-F	3 KKSS-F	4 KRQS-F	4 KRST-F	4 KRST-F	4 KPEK-F <	4 KHFM-F
4 KKSS-F	5 KTBL-F	4 KTBL-F	5 KTBL-F	4 KCOB-F	5 KYLZ-F	5 KKSS-F	5 KCOB-F	5 KCOB	5 KCOB >	4 KRST-F
6 KZRR-F	6 KLVO-F	6 KRZY-F	6 KMMG-F	6 KZKL-F <	5 KCHQ-F >	5 KRST-F	5 KLVO-F	6 KTEG-F	6 KMMG-F	4 KMMG-F
6 KCOB-F	6 KTEG-F	7 KLVO-F	7 KTEG-F	7 KMMG-F		7 KYLZ-F	5 KTEG-F	6 KMMG-F	6 KTBL-F	
6 KCHQ-F	8 KCHQ-F		7 KIOT-F <	7 KHFM-F		7 KIOT-F	5 KTBL-F >	8 KLSK-F	8 KHFM-F	
6 KLVO-F	8 KMMG-F		9 KZKL-F	7 KCOB		7 KLVO-F		8 KRQS-F <	8 KCOB-F	
6 KMGA-F			9 KLVO-F	10 KIOT-F				10 KCOB-F	8 KLSK-F	
6 KMMG-F >			9 KCHQ-F					10 KTBL-F	8 KMGA-F	

Other Rated Stations				Metro Share	Cume Rating	TSA AQH Cume	Other Rated Stations--Outside Market				Metro Share	Cume Rating	TSA AQH Cume
KBTK	T	1310	Corrales	1.1	3.0	KBAC-F	AOR-P	98.1	Las Vegas, NM	0.9	1.8		
KEXT-F	SP-R	104.7	Bosque Farm	0.4	1.4								
KNML	SPRST	1050	Albuquerque	0.7	2.5								
KRZY-F	SP-C	105.9	Santa Fe	1.2	2.8								
KSYU-F	SAC	95.1	Corrales	0.4	2.3								
KXKS	SP	1190	Albuquerque	0.6	1.2								

ALBUQUERQUE

Consolidation Report	12+	25-54	Revenue
American General	11.1 %	10.3 %	6.0 %
KABG-FM, KARS-AM, KKIM-AM, KLVO-FM, KMMG-FM, KYLZ-FM			
Citadel	38.2 %	39.2 %	53.6 %
KHFM-FM, KHLL-AM, KKOZ-AM, KKOZ-FM, KMGA-FM, KNML-AM, KRST-FM, KTBL-FM			
Clear Channel	17.0 %	18.4 %	20.9 %
KLSK-FM, KPEK-FM, KSYU-FM, KTEG-FM, KZRR-FM			
Simmons	10.2 %	6.8 %	13.4 %
KBTK-AM, KIVA-AM, KKSS-FM, KRQS-FM, KRZN-FM, KZKL-FM			
	76.5 %	74.7 %	93.9 %

AM Stations

Call Letters	Freq	Power	Format	Ad Rate	Agency	Advertiser	Market
KBTK	1310	5 kw/0.5 kw (DA-N)	Talk	\$<20.00	Allied	Simmons	Corrales
KKOB	770	50 kw (DA-N)	Full Service	ABC \$70.00	Mc-Guild	Citadel	
KRZY	1450	1 kw	Hispanic-Regional	\$ NA	--	EXCL	

FM Stations

Call Letters	Freq	Power	Format	Ad Rate	Agency	Advertiser	Market
KABG	98.5	100 kw @ 1781	Oldies	\$ NA	Christal	American General	Los Alamos
KCHQ	105.1	100 kw @ 1936	CHR	Jones \$<20.00	Katz	Simmons	Santa Fe
KHFM	96.3	20 kw @ 4133	Classical	\$40.00	Allied	Citadel	
KIOT	102.5	50 kw @ 371	Classic AOR	\$ 30.00	Allied	Simmons	Los Lunas
KKOB	93.3	21.5 kw @ 4150	AC	\$ 65.00	Mc-Guild	Citadel	
KKSS	97.3	100 kw @ 1875	CHR/Urban	\$44.00	D&R	Simmons	Santa Fe
KLSK	104.1	100 kw @ 1875	Classic Hits	ABC \$23.00	Eastman	Clear Channel	Santa Fe
KLVO	97.7	100 kw @ 860	Hispanic Contemp.	\$<20.00	Lotus	American General	Belen
KMGA	99.5	22.5 kw @ 4130	Soft AC	Westwd \$56.00	Christal	Citadel	
KMMG	95.5	19 kw @ 1791	Black Oldies	\$ NA	Christal	American General	Los Alamos
KNKT	107.1	24.5 kw @ 705	Religion	\$ NA	--		Armijo
KPEK	100.3	22.5 kw @ 4107	Modern AC	\$29.00	Eastman	Clear Channel	
KRQS	101.3	6 kw @ 328	AOR	Westwd \$ NA	Allied	Simmons	
KRST	92.3	22 kw @ 4160	Country	\$97.00	Mc-Guild	Citadel	
KTBL	103.3	20.5 kw @ 4186	Classic Country	\$27.00	Mc-Guild	Citadel	
KTEG	107.9	22.5 kw @ 4131	AOR-New Rock	\$31.00	Banner	Clear Channel	
KYLZ	106.3	100 kw @ 860	CHR/Urban	\$ NA	--	American General	Los Lunas
KZKL	101.7	3 kw @ 92	Oldies	\$40.00	Katz	Simmons	Rio Rancho
KZRR	94.1	22.5 kw @ 4130	AOR	Source \$52.00	Eastman	Clear Channel	

Notes: 7/99 KRZN-F changed calls to KCHQ-F; remains CHR . . . 8/99 KIVA (1310) changed calls to KBTK; remains Talk . . . 8/99 KDZZ (1580) changed calls to KIVA; remains Standards

ALLENTOWN-BETHLEHEM

Arbitron Rank	67 Pop (12+)	602,000	Stations	37 / 11	Last Year's Revenue:	\$24,700,000
MSA Rank:		86	Diaries:	1,776 / 339:1 / 55.8%	Household Income:	\$47,556
MSA Pop:		615,000	Sample Target:	1,790	Total Retail Sales:	\$6.1 Bil.
DMA:	Philadelphia DMA (#4)		% Below Line:	21.5	#1 Biller:	WAEB-F \$5,700,000
Average Persons Rating:		16.0	% Not Listed:	12.7	#1 Billing Portfolio	
Market TSL in Hours		21.25	Pop per Station:	54,727		AMFM \$12,220,000

12+ Metro	Format	Summer 99 1/4 Share	Spg 99	Win 99	Fall 98	Sum 98	4-Book Avg	12+ Metro Cume / Rtg.	Spg 99	Sum 98	12+ TSA AQH / Cume	Revenue Level	
1	WAEB-F	CHR	117 / 12.1	13.2	11.7	10.0	12.2	11.8	1851 / 30.8	31.5	31.0	G	WAEB-F
2	WCTO-F	C	107 / 11.1	10.9	10.5	13.8	10.6	11.6	1205 / 20.0	20.3	19.0	E	WCTO-F
3	WZZO-F	AOR	101 / 10.5	9.6	10.3	7.6	8.7	9.5	1381 / 22.9	21.8	20.7	F	WZZO-F
4	WLEV-F	AC	85 / 8.8	9.6	8.1	9.7	9.6	9.1	1129 / 18.8	20.2	21.4	F	WLEV-F
5	WODE-F	O	76 / 7.9	7.7	8.8	8.5	9.4	8.2	1357 / 22.5	20.7	24.2	F	WODE-F
6	WKAP	ST	66 / 6.8	4.7	5.9	4.3	3.6	5.4	549 / 9.1	9.0	6.8	A	WKAP
7	WAEB	T	33 / 3.4	3.8	4.9	4.8	3.3	4.2	669 / 11.1	9.8	11.9	C	WAEB
8	WYSP-F	T/CL AOR	28 / 2.9	2.4	2.5	3.5	2.7	2.8	554 / 9.2	8.3	9.5		WYSP-F
9	WMGK-F	CL HITS	18 / 1.9	2.0	1.6	1.8	1.3	1.8	368 / 6.1	5.6	5.0		WMGK-F
9	WEST	ST	18 / 1.9	2.3	1.5	1.5	1.4	1.8	286 / 4.8	3.5	2.4	A	WEST
11	WYNS	C	17 / 1.8	0.8	1.7	0.9	1.4	1.3	125 / 2.1	1.4	1.9		WYNS
12	WUSL-F	B	12 / 1.2	1.7	1.1	2.9	1.2	1.7	295 / 4.9	5.4	5.2		WUSL-F
12	WKXW-F	T	12 / 1.2	1.3	1.0	0.8	0.8	1.1	184 / 3.1	3.8	3.1		WKXW-F
14	WIOQ-F	CHR	11 / 1.1	1.1	0.7	1.2	1.1	1.0	433 / 7.2	6.1	5.6		WIOQ-F

12+ FM Share (Metro): 78.62% (662 of 842) (Summer 98: 79.23%)

Teens	18-34	18-49	25-49	25-54	35+	12+ AMD	12+ Mid	12+ PMD	12+ Eve	12+ Wknd
1 WAEB-F >>>	1 WZZO-F <	1 WZZO-F	1 WZZO-F	1 WZZO-F	1 WCTO-F	1 WCTO-F <	1 WAEB-F <	1 WAEB-F	1 WAEB-F	1 WCTO-F
2 WODE-F	2 WAEB-F >>	2 WAEB-F >	2 WAEB-F	2 WAEB-F	2 WLEV-F <	2 WAEB-F	2 WZZO-F	2 WZZO-F <	2 WLEV-F <	2 WAEB-F
3 WZZO-F	3 WYSP-F	3 WLEV-F	3 WCTO-F <	3 WCTO-F <	3 WKAP <	3 WZZO-F	3 WLEV-F	3 WCTO-F	3 WCTO-F	3 WODE-F <
4 WCTO-F	3 WLEV-F <	3 WCTO-F >	4 WLEV-F >	4 WLEV-F	4 WODE-F	4 WKAP <	3 WCTO-F >	4 WLEV-F <	4 WZZO-F	4 WZZO-F
4 WIOQ-F >	5 WCTO-F >>	5 WODE-F	5 WODE-F >	5 WODE-F >>	5 WAEB-F <	5 WLEV-F	5 WODE-F	5 WODE-F >	5 WODE-F	5 WKAP
	6 WUSL-F	6 WYSP-F >	6 WYSP-F >	6 WYSP-F	6 WZZO-F >	6 WODE-F	6 WKAP >	6 WKAP >>	6 WKAP >>	6 WLEV-F >>
				7 WMGK-F	7 WAEB >	7 WAEB				
						7 WYSP-F >				

Wom 18-24	Wom 18-34	Wom 25-34	Wom 18-49	Wom 25-54	Men 18-24	Men 18-34	Men 25-34	Men 18-49	Men 25-54	12+ Ovrnite
1 WAEB-F >>>	1 WAEB-F >>>	1 WAEB-F >>	1 WAEB-F >	1 WAEB-F	1 WAEB-F	1 WZZO-F >>	1 WZZO-F >>>	1 WZZO-F >>	1 WZZO-F >>	1 WAEB-F
2 WZZO-F	2 WCTO-F	2 WCTO-F	2 WCTO-F <	2 WLEV-F <	1 WZZO-F >	2 WYSP-F	2 WYSP-F >	2 WAEB-F	2 WCTO-F	2 WCTO-F >
3 WCTO-F	2 WZZO-F	3 WZZO-F	3 WLEV-F	3 WCTO-F >	3 WYSP-F	3 WAEB-F >	3 WLEV-F	3 WYSP-F	3 WODE-F <	3 WKAP
3 WUSL-F	4 WLEV-F >>	4 WLEV-F >>>	4 WZZO-F >	4 WODE-F	4 WUSL-F >	4 WLEV-F >	4 WAEB-F >	4 WCTO-F	4 WAEB-F <	3 WODE-F <
3 WLEV-F >>	5 WUSL-F		5 WODE-F >>	5 WZZO-F >>	5 WAEB >>		4 WLEV-F	4 WLEV-F	5 WLEV-F <	5 WZZO-F >
			6 WMGK-F				6 WODE-F >>	6 WODE-F >>	6 WYSP-F >>	

Other Rated Stations				Metro Cume	TSA	Other Rated Stations--Outside Market				Metro Cume	TSA	
				Share	Rating					Share	Rating	AQH Cume
WRNJ	O	1510	Hackettstown, NJ	1.0	1.2	KYW	N	1060	Philadelphia	0.7	5.6	
WTKZ	SPRTS	1320	Allentown	0.4	1.5	WABC	T	770	New York	0.9	2.7	
						WBYN-F	REL	107.5	Boyertown, PA	0.6	2.3	
						WEJM-F	B/O	95.7	Philadelphia	0.4	1.6	
						WFAN	SPRTS	660	New York	0.5	2.2	
						WHCY-F	C	106.3	Blairstown, NJ	0.6	1.4	
						WIP	SPRTS	610	Philadelphia	0.4	1.7	
						WJJZ-F	J	106.1	Philadelphia	0.7	2.3	
						WKRZ-F	CHR	98.5	Wilkes Barre	0.9	4.5	
						WMMR-F	AOR	93.3	Philadelphia	0.6	3.2	
						WOR	T	710	New York	0.7	2.7	
						WPLJ-F	CHR/AC	95.5	New York	0.4	2.7	
						WPLY-F	CHR-NR	100.3	Media, PA	0.5	3.1	
						WPST-F	CHR	97.5	Trenton, NJ	0.9	5.3	
						WRFY-F	CHR	102.5	Reading, PA	0.7	4.9	
						WSBG-F	CHR	93.5	Stroudsburg, PA	0.8	3.3	
						WWDB-F	T	96.5	Philadelphia	0.6	1.8	
						WWYY-F	C	107.1	Belvidere, NJ	0.5	2.5	
						WXBE-F	AOR	97.9	Hazleton, PA	0.7	1.6	
						WXRK-F	T/NR	92.3	New York	0.6	1.7	

ALLENTOWN-BETHLEHEM

Consolidation Report	12+	25-54	Revenue
AMFM (See Notes) WAEB-AM, WAEB-FM, WKAP-AM, WZZO-FM	32.8 %	31.3 %	49.5 %
Citadel WCTO-FM, WLEV-FM	19.9 %	21.3 %	31.6 %
	52.7 %	52.6 %	81.1 %

AM Stations

WAEB	790	3.8 kw/1.5 kw (DA-2)	Talk	CBS, Westwd	\$35.00	Katz	AMFM	
WEST	1400	1 kw	Standards	Westwd, ABC	\$<20.00	Mc-Guild		Easton
WKAP	1470	5 kw (DA-N)	Standards	ABC, Westwd	\$<20.00	Katz	AMFM	
WYNS	1160	4 kw/1 kw (DA-2)	Country	ABC	\$ NA	--		Lehighton

FM Stations

WAEB	104.1	50 kw @ 500	CHR		\$80.00	Katz	AMFM	
WCTO	96.1	50 kw @ 500	Country		\$53.00	Mc-Guild	Citadel	
WLEV	100.7	11 kw @ 1073	AC		\$91.00	Mc-Guild	Citadel	
WODE	99.9	50 kw @ 449	Oldies	Westwd	\$71.00	Clr Chnl	Clear Channel	Easton
WZZO	95.1	30 kw @ 630	AOR		\$83.00	Katz	AMFM	

Notes: Other ranked stations -- See Philadelphia . . . 10/99 AMFM and Clear Channel announced plans to merge. Divestitures in the market will be necessary . . . 11/99 WTKZ (1320) sold by Art Holt to Mega Communications for \$1,250,000

ATLANTA

Arbitron Rank	12 Pop (12+)	3,095,200	Stations	23 / 23	Last Year's Revenue:	\$256,100,000
MSA Rank:		9	Diaries:	3,736 / 828:1 / 48.2%	Household Income:	\$50,178
MSA Pop:		3,750,000	Sample Target:	3,740	Total Retail Sales:	\$40.2 Bil.
DMA:		10	% Below Line:	0.0	#1 Biller:	WSB \$28,100,000
Average Persons Rating:		15.3	% Not Listed:	14.1	#1 Billing Portfolio	
Market TSL in Hours		20.25	Pop per Station:	134,574	Cox Radio, pend.	\$67,600,000

12+ Metro	Format	Summer 99		Spg 99	Win 99	Fall 98	Sum 98	4-Book Avg	12+ Metro		Spg 99	Sum 98	12+ TSA		Revenue Level
		1/4	Share						Cume	Rtg.			AQH	Cume	
1	WVEE-F	B	485 / 10.3	8.9	8.5	10.4	8.9	9.5	6202 / 20.0	19.0	18.8		K	WVEE-F	
2	WSTR-F	CHR	450 / 9.5	8.9	8.5	8.4	7.9	8.8	7316 / 23.6	23.6	23.5		K	WSTR-F	
3	WSB	FS/T	388 / 8.2	8.9	8.9	9.7	9.9	8.9	6651 / 21.5	22.7	24.4		K	WSB	
4	WALR-F	B/AC	274 / 5.8	5.8	5.8	5.7	6.1	5.8	3980 / 12.9	12.1	12.4		K	WALR-F	
5	WKHX-F	C	258 / 5.5	5.9	5.8	5.4	6.7	5.6	4425 / 14.3	15.2	15.6		K	WKHX-F	
6	WNNX-F	AOR-NR	236 / 5.0	5.3	5.9	5.2	5.2	5.3	3950 / 12.8	14.3	15.2		J	WNNX-F	
7	WPCH-F	SAC	232 / 4.9	5.0	5.3	5.4	4.6	5.2	4008 / 13.0	13.4	13.8		J	WPCH-F	
8	WHTA-F	B	227 / 4.8	4.3	4.7	4.5	4.8	4.6	3901 / 12.6	12.2	11.9		H	WHTA-F	
9	WSB-F	AC	224 / 4.7	6.3	5.4	4.6	4.3	5.3	4341 / 14.0	17.4	14.8		J	WSB-F	
10	WKLS-F	AOR	221 / 4.7	4.7	4.9	4.4	4.3	4.7	3826 / 12.4	13.0	13.7		I	WKLS-F	
11	WFOXF-F	O	198 / 4.2	3.4	3.5	3.7	4.0	3.7	4027 / 13.0	12.8	13.5		I	WFOXF-F	
12	WYAY-F	C	120 / 2.5	3.3	2.5	2.9	3.8	2.8	2641 / 8.5	9.1	9.0		G	WYAY-F	
13	WGST-F	T/N	119 / 2.5	2.2	2.6	2.0	2.2	2.3	1879 / 6.1	11.3	11.1		I*	WGST-F	
14	WJZF-F	J	109 / 2.3	2.7	2.4	2.3	2.5	2.4	2219 / 7.2	7.5	7.5		H	WJZF-F	
15	WAMJ-F	B/O	99 / 2.1	2.5	2.4	1.8	2.3	2.2	1862 / 6.0	6.0	5.6		C	WAMJ-F	
16	WZGC-F	CL AOR	94 / 2.0	2.8	2.8	3.1	3.1	2.7	2269 / 7.3	9.0	10.9		I	WZGC-F	
17	WGST	T/N	78 / 1.6	1.4	1.4	1.9	1.7	1.6	1821 / 5.9	11.3	11.1		*	WGST	
18	WAOK	B/G	80 / 1.3	1.8	1.2	1.6	1.7	1.5	886 / 2.9	3.3	3.5		D	WAOK	
19	WVJF-F	REL-CC	59 / 1.2	0.7	0.7	0.6	0.4	0.8	1073 / 3.5	2.4	2.1			WVJF-F	
20	WQXI	SPRTS	49 / 1.0	0.9	0.8	1.1	0.7	1.0	867 / 2.8	2.3	3.1			WQXI	
20	WALR-AA	B/G	49 / 1.0	0.8	0.7	1.3	0.8	0.3	780 / 2.5	1.7	1.5			WALR-AA	

12+ FM Share (Metro): 83.78% (3405 of 4064) (Summer 98: 80.81%)

Teens	18-34	18-49	25-49	25-54	35+	12+ AMD	12+ Mid	12+ PMD	12+ Eve	12+ Wknd
1 WVEE-F <	1 WVEE-F	1 WVEE-F <	1 WSTR-F <	1 WSTR-F <	1 WSB >	1 WSB	1 WSTR-F <	1 WSTR-F	1 WVEE-F >	1 WVEE-F
2 WHTA-F <	2 WSTR-F	2 WSTR-F >>	2 WVEE-F >	2 WVEE-F	2 WALR-F <	2 WVEE-F <	2 WVEE-F <	2 WVEE-F <	2 WSTR-F <	2 WSTR-F
3 WSTR-F >	3 WNNX-F <	3 WALR-F <	3 WALR-F	3 WSB <	3 WSTR-F	3 WSTR-F	3 WSB	3 WSB >	3 WHTA-F	3 WALR-F <
4 WNNX-F >>	4 WHTA-F <	4 WKLS-F	3 WSB	4 WALR-F	3 WPCH-F	4 WALR-F	4 WPCH-F <	4 WKLS-F	4 WALR-F <	4 WKHX-F
5 WKLS-F >	4 WNNX-F <	5 WSB-F <	5 WSB-F <	5 WSB-F <	5 WKHX-F <	5 WKHX-F <	5 WSB-F	4 WHTA-F <	5 WSB	5 WSB <
6 WKHX-F	6 WSB <	6 WKLS-F <	6 WKHX-F <	6 WKHX-F <	6 WFOXF-F <	6 WNNX-F <	6 WNNX-F <	6 WKHX-F <	6 WNNX-F	6 WHTA-F
6 WSB-F <	7 WSB-F	7 WNNX-F	7 WFOXF-F	7 WSB-F <	7 WFOXF-F <	7 WFOXF-F <	7 WKHX-F <	7 WNNX-F <	7 WKHX-F <	7 WPCH-F
8 WALR-F >	8 WHTA-F	8 WKHX-F <	7 WKLS-F <	8 WVEE-F >	8 WKLS-F	8 WKLS-F	8 WALR-F <	8 WPCH-F <	8 WSB-F <	7 WNNX-F
	9 WKHX-F <	9 WPCH-F <	9 WPCH-F <	9 WGST-F <	9 WSB-F <	9 WSB-F <	9 WKLS-F <	9 WSB-F <	9 WPCH-F	7 WKLS-F <
	10 WPCH-F	10 WFOXF-F >	10 WNNX-F >	10 WYAY-F <	10 WPCH-F	10 WFOXF-F	10 WALR-F	10 WKLS-F <		

Wom 18-24	Wom 18-34	Wom 25-34	Wom 18-49	Wom 25-54	Men 18-24	Men 18-34	Men 25-34	Men 18-49	Men 25-54	12+ Ovrnite
1 WVEE-F <	1 WVEE-F	1 WVEE-F	1 WSTR-F	1 WSTR-F	1 WVEE-F	1 WVEE-F <	1 WKLS-F <	1 WVEE-F <	1 WSB	1 WVEE-F >
2 WSTR-F >	2 WSTR-F >>	2 WSTR-F >>	2 WVEE-F >	2 WVEE-F	2 WHTA-F <	2 WKLS-F	2 WVEE-F <	2 WKLS-F	2 WVEE-F <	2 WKHX-F
3 WHTA-F	3 WNNX-F	3 WALR-F	3 WALR-F	3 WALR-F	3 WKLS-F	3 WNNX-F <	3 WNNX-F <	3 WSB <	3 WKLS-F <	3 WALR-F
3 WNNX-F >	4 WHTA-F	4 WNNX-F <	3 WSB-F	4 WSB-F	4 WNNX-F	4 WHTA-F	4 WSTR-F >	4 WSTR-F	4 WSTR-F	4 WHTA-F
5 WSB-F >	5 WSB-F	5 WSB-F	5 WNNX-F <	5 WPCH-F	5 WSTR-F >	5 WSTR-F >	5 WHTA-F <	5 WNNX-F	5 WKHX-F	5 WSB
	6 WALR-F	6 WHTA-F <	6 WPCH-F	6 WSB	6 WKHX-F	6 WKHX-F	6 WSB	6 WHTA-F <	5 WALR-F	
	7 WPCH-F <	7 WKHX-F	7 WHTA-F <	7 WFOXF-F	7 WSB	7 WKHX-F	7 WKHX-F	7 WKHX-F <	7 WFOXF-F <	
	8 WKHX-F		8 WSB <	8 WKHX-F <		8 WALR-F	8 WALR-F	8 WALR-F	8 WNNX-F	
	8 WKLS-F >		9 WFOXF-F <	9 WNNX-F			9 WSB-F	9 WSB-F	9 WSB-F	
			10 WKHX-F				10 WFOXF-F	10 WFOXF-F	10 WGST-F <	
							10 WZGC-F			

Other Rated Stations			Metro Cume	TSA
			Share Rating	AQH Cume
WCNN	N/T	680 N. Atlanta	0.7	3.4

ATLANTA

Consolidation Report	12+	25-54	Revenue
ABC WDWD-AM, WKHX-FM, WYAY-FM	8.0 %	7.7 %	10.5 %
CBS/Infinity WAOK-AM, WVEE-FM, WZGC-FM	13.6 %	12.7 %	17.0 %
Clear Channel WGST-AM, WKLS-FM, WMKJ-FM, WPCH-FM	11.2 %	11.2 %	17.8 %
Cox Radio, pend. WFOX-FM, WJZF-FM, WSB-AM, WSB-FM, WYAP-FM	19.4 %	20.8 %	26.4 %
Midwestern WALR-AM, WALR-FM, WCNN-AM, WFOM-AM	7.6 %	9.2 %	9.1 %
Radio One WAMJ-FM, WHTA-FM	6.9 %	5.5 %	3.6 %
	66.7 %	67.1 %	84.4 %

AM Stations

Station	Power	Genre	Source	Revenue	Advertiser	Agency	Market
WALR	1340 1 kw	Black Gospel		\$ NA	Katz	Midwestern	
WAOK	1380 5 kw (DA-N)	Black Gospel	Westwd, Source	\$53.00	CBS	CBS/Infinity	
WCNN	680 50 kw/10 kw (DA-2)	News/Talk	CNN	\$51.00	Christal	Midwestern	North Atlanta
WFOM	1230 1 kw	Simul. WALR					Marietta
WGST	640 50 kw/1 kw (DA-2)	Talk/News	ABC, ESPN	\$175.00	Eastman	Clear Channel	
WQXI	790 28 kw/1 kw (DA-N)	Sports	Westwd, ESPN, 1/1	\$ NA	CBS	Jefferson-Pilot	
WSB	750 50 kw	Full Service/Talk	AP, CNN	\$240.00	Christal	Cox Radio	

FM Stations

Station	Power	Genre	Source	Revenue	Advertiser	Agency	Market
WALR	104.7 100 kw @ 983	Black AC		\$165.00	Katz	Midwestern	Athens
WAMJ	107.5 6 kw @ 298	Black Oldies		\$ NA	Allied	Radio One	Roswell
WFOX	97.1 100 kw @ 1585	Oldies	AMFM	\$200.00	Sentry	Cox Radio, pend.	Gainesville
WGST	105.7 50 kw @ 492	Simul. WGST-AM				McClure	Canton
WHTA	97.5 6.6 kw @ 636	Black		\$110.00	Allied	Radio One	Fayetteville
WJZF	104.1 60 kw @ 1218	Jazz		\$125.00	Christal	Cox Radio	La Grange
WKHX	101.5 100 kw @ 984	Country	ABC	\$310.00	Interop	ABC	
WKLS	96.1 100 kw @ 984	AOR	Source	\$220.00	Eastman	Clear Channel	
WNNX	99.7 100 kw @ 1032	AOR-New Rock		\$210.00	Mc-Guild	Susquehanna	
WPCH	94.9 100 kw @ 984	Soft AC		\$274.00	Eastman	Clear Channel	
WSB	98.5 100 kw @ 1027	AC		\$250.00	Christal	Cox Radio	
WSTR	94.1 100 kw @ 1022	CHR		\$220.00	CBS	Jefferson-Pilot	Smyrna
WVEE	103.3 100 kw @ 1022	Black	Westwd, Source	\$355.00	CBS	CBS/Infinity	
WVFJ	93.3 27 kw @ 1610	Contemp. Christian		\$ NA	Salem		Manchester
WYAY	106.7 99 kw @ 1401	Country	ABC	\$145.00	ABC	ABC	Gainesville
WZGC	92.9 100 kw @ 914	Classic AOR	CNN	\$185.00	CBS	CBS/Infinity	

Notes: * WGST revenue is included in WGST-F revenue level . . . WCNN is LMA'd to Cox Radio . . . 9/99 WNGC-F (95.5) completed its move to the Atlanta suburbs; changed from Country to CHR/B as WYAP-F . . . 8/99 WNIV (97.0)/WLT.A (1400; Alpharetta) sold by Genesis to Salem for \$8,000,000

AUSTIN

Arbitron Rank	49 Pop (12+)	908,000	Stations	31 / 26	Last Year's Revenue:	\$62,700,000
MSA Rank:		54	Diaries:	2,153 / 422:1 / 48.0%	Household Income:	\$43,940
MSA Pop:		1,110,000	Sample Target:	2,030	Total Retail Sales:	\$12.3 Bil.
DMA:		60	% Below Line:	2.3	#1 Biller:	KASE-F \$9,900,000
Average Persons Rating:		14.4	% Not Listed:	17.4	#1 Billing Portfolio	
Market TSL in Hours		19.50	Pop per Station:	34,923	LBJ/Sinclair Comm. (JOA)	\$26,600,000

12+ Metro	Format	Summer 99 1/4 Share	Spq 99	Win 99	Fall 98	Sum 98	4-Book Avg	12+ Metro Cume / Rtg.	Spq 99	Sum 98	12+ TSA AQH / Cume	Revenue Level	
1	KASE-F	C	108 / 8.2	8.4	8.6	8.2	9.3	8.4	1595 / 17.6	18.6	20.7	H	KASE-F
2	KQBT-F	CHR/U	106 / 8.1	6.9	5.4	6.8	7.8	6.8	1642 / 18.1	15.0	14.7	B	KQBT-F
3	KLBJ	N/T	76 / 5.8	5.5	5.3	4.6	5.6	5.3	1196 / 13.2	13.7	13.2	G	KLBJ
4	KAMX-F	AC-NR	73 / 5.6	5.2	5.2	5.1	5.0	5.3	1621 / 17.9	17.2	16.6	F	KAMX-F
5	KLBJ-F	AOR	71 / 5.4	4.6	4.8	3.9	5.7	4.7	1338 / 14.7	13.7	14.4	G	KLBJ-F
6	KVET-F	C	66 / 5.0	5.5	5.0	6.1	5.7	5.4	1164 / 12.8	13.6	14.1	G	KVET-F
7	KKMJ-F	SAC	65 / 5.0	5.5	5.2	7.3	5.9	5.7	1222 / 13.5	14.7	15.1	G	KKMJ-F
7	KHFI-F	CHR	65 / 5.0	5.0	4.7	4.5	5.4	4.8	1645 / 18.1	18.8	19.0	G	KHFI-F
9	KGSR-F	AOR-P	60 / 4.6	3.4	3.8	3.9	2.8	3.9	927 / 10.2	9.8	8.7	E	KGSR-F
10	KROX-F	AOR-NR	55 / 4.2	5.1	3.7	3.1	2.6	4.0	1164 / 12.8	13.3	12.2	D	KROX-F
11	KFMK-F	B/O	49 / 3.7	2.8	5.4	3.4	1.1	3.8	867 / 9.6	8.7	4.0		KFMK-F
12	KPEZ-F	CL AOR	45 / 3.4	3.5	4.2	3.8	3.5	3.7	981 / 10.8	11.0	12.2	E	KPEZ-F
13	KEYI-F	O	42 / 3.2	3.6	4.1	4.5	3.8	3.9	1017 / 11.2	9.8	12.2	E	KEYI-F
14	KLNC-F	C	25 / 1.9	2.1	1.9	1.2	1.9	1.8	598 / 6.6	6.4	6.7		KLNC-F
15	KVET	SPRTS	22 / 1.7	1.0	1.0	1.1	1.2	1.2	454 / 5.0	3.4	4.9	C	KVET
16	KJFK-F	T	20 / 1.5	2.4	1.5	1.3	1.8	1.7	445 / 4.9	6.2	4.3	C	KJFK-F
17	KKLB-F	SP-C	17 / 1.3	1.3	1.5	1.4	1.5	1.4	308 / 3.4	3.4	3.7	B	KKLB-F
18	KELG	SP-C	15 / 1.1	1.0	1.0	1.1	0.9	1.1	205 / 2.3	2.4	2.1		KELG
18	KQQA	SP-VA	15 / 1.1	0.6		0.3	0.1		209 / 2.3	1.0	0.7		KQQA
20	KJCE	B/AC	14 / 1.1	0.7	1.4	2.0	1.3	1.3	270 / 3.0	1.7	3.3	B	KJCE

12+ FM Share (Metro): 83.53% (903 of 1081) (Summer 98: 84.28%)

Teens	18-34	18-49	25-49	25-54	35+	12+ AMD	12+ Mid	12+ PMD	12+ Eve	12+ Wknd
1 KQBT-F >>>	1 KQBT-F	1 KASE-F	1 KASE-F <	1 KASE-F	1 KASE-F <	1 KVET-F <	1 KASE-F	1 KQBT-F <	1 KQBT-F >	1 KQBT-F <
2 KHFI-F >>	2 KAMX-F <	1 KQBT-F <	2 KLBJ-F	2 KLBJ-F <	2 KLBJ	2 KASE-F	2 KLBJ	2 KASE-F	2 KASE-F	2 KASE-F >
3 KLBJ-F	3 KLBJ-F <	3 KGSR-F <	3 KGSR-F <	3 KGSR-F <	3 KVET-F	3 KLBJ-F	3 KQBT-F <	3 KAMX-F <	3 KHFI-F	3 KGSR-F
3 KROX-F <	4 KAMX-F	4 KAMX-F	4 KAMX-F <	4 KAMX-F	4 KKMJ-F <	4 KLBJ <	4 KKMJ-F	4 KLBJ	4 KROX-F	3 KHFI-F
5 KHFI-F <	5 KGSR-F <	5 KQBT-F	5 KQBT-F	5 KFMK-F	5 KGSR-F	5 KAMX-F <	5 KAMX-F	5 KLBJ-F <	5 KFMK-F <	5 KAMX-F <
6 KASE-F >	6 KHFI-F <	6 KFMK-F <	5 KLBJ	6 KHFI-F <	6 KQBT-F	6 KQBT-F	5 KLBJ-F <	6 KHFI-F <	6 KAMX-F <	6 KROX-F <
7 KKMJ-F	7 KROX-F	7 KLBJ <	5 KQBT-F	7 KFMK-F <	7 KKMJ-F	7 KKMJ-F	7 KGSR-F <	7 KGSR-F <	7 KLBJ <	7 KVET-F <
8 KGSR-F	8 KKMJ-F <	8 KHFI-F	8 KKMJ-F	8 KKMJ-F	8 KLBJ-F <	8 KHFI-F <	8 KHFI-F	8 KKMJ-F <	8 KLBJ-F <	8 KLBJ-F <
9 KFMK-F <	9 KFMK-F <	8 KKMJ-F <	9 KPEZ-F <	9 KPEZ-F <	9 KPEZ-F <	9 KGSR-F	9 KVET-F <	9 KROX-F	9 KKMJ-F	9 KLBJ
10 KVET-F <	10 KPEZ-F <	10 KPEZ-F	10 KHFI-F <			10 KFMK-F <	10 KROX-F <	10 KFMK-F <	10 KPEZ-F <	9 KPEZ-F <

Wom 18-24	Wom 18-34	Wom 25-34	Wom 18-49	Wom 25-54	Men 18-24	Men 18-34	Men 25-34	Men 18-49	Men 25-54	12+ Ovrnite
1 KQBT-F >	1 KQBT-F <	1 KAMX-F	1 KAMX-F	1 KASE-F <	1 KROX-F >	1 KLBJ-F <	1 KLBJ-F	1 KLBJ-F	1 KLBJ-F	1 KASE-F
2 KAMX-F	2 KAMX-F	2 KASE-F	2 KQBT-F <	2 KAMX-F	2 KQBT-F	2 KROX-F	2 KQBT-F	2 KROX-F	2 KASE-F	2 KLBJ
3 KROX-F	3 KASE-F	2 KQBT-F <	3 KASE-F	3 KKMJ-F	3 KLBJ-F	2 KQBT-F	3 KASE-F <	3 KQBT-F <	2 KLBJ	3 KQBT-F
4 KHFI-F	4 KKMJ-F	4 KKMJ-F	4 KKMJ-F	4 KGSR-F	4 KAMX-F	4 KHFI-F	4 KHFI-F	4 KASE-F	4 KGSR-F <	4 KROX-F
5 KASE-F	4 KHFI-F >	5 KHFI-F	5 KGSR-F	5 KFMK-F	4 KHFI-F >	5 KASE-F	4 KROX-F >	5 KHFI-F	5 KPEZ-F <	5 KJFK-F
6 KKMJ-F	6 KROX-F	6 KLBJ-F	6 KFMK-F	5 KQBT-F	6 KPEZ-F	6 KAMX-F >	6 KJFK-F	5 KPEZ-F <	6 KVET-F <	6 KLBJ-F
7 KGSR-F	7 KGSR-F	7 KFMK-F	6 KHFI-F	7 KLBJ-F <	7 KJFK-F	7 KJFK-F	6 KLBJ	7 KGSR-F	7 KFMK-F	7 KHFI-F
8 KLBJ-F	7 KLBJ-F <	7 KGSR-F	8 KLBJ-F	8 KHFI-F	7 KVET-F	6 KVET-F >	7 KLBJ	7 KVET-F	7 KQBT-F <	8 KFMK-F
8 KVET-F >	9 KFMK-F >	9 KLBJ	9 KVET-F <	9 KLBJ <	7 KPEZ-F		9 KAMX-F <	9 KROX-F <	9 KROX-F <	9 KGSR-F
	10 KLNC-F		10 KPEZ-F	10 KEYI-F	10 KLBJ		10 KVET-F	10 KHFI-F		
			10 KROX-F	10 KPEZ-F <						

Other Rated Stations		Metro Share	Cume Rating	TSA AQH Cume	Other Rated Stations--Outside Market				Metro Share	Cume Rating	TSA AQH Cume
KAHK-F	CL HITS	107.7	Georgetown	0.8	3.7	KISS-F	AOR	99.5	San Antonio	0.5	2.0
KFIT	G	1060	Sunset Valley	0.4	0.9	KSMG-F	AC	105.3	Seguin	0.5	1.5
KIFON	SPRTS	1490	Austin	0.5	1.7	KTSA	T	550	San Antonio	0.4	1.1
KIXL	REL	970	Del Valle	0.6	2.5	KXTN-F	SP-TJ	107.5	San Antonio	0.5	1.7
KQQQ-F	SP-VA	92.1	Hutto	0.5	2.0	WOAI	N/T	1200	San Antonio	0.5	2.6
KTZX	SP-C	1560	W. Lake Hills	0.4	1.5						

AUSTIN

Consolidation Report	12+	25-54	Revenue
AMFM (See Notes) KASE-FM, KFMK-FM, KVET-AM, KVET-FM	18.6 %	19.5 %	26.3 %
CBS/Infinity KAMX-FM, KJCE-AM, KKMJ-FM, KQBT-FM	19.8 %	18.0 %	19.3 %
Clear Channel (See Notes) KEYI-FM, KFON-AM, KHFI-FM, KPEZ-FM	12.1 %	12.8 %	19.9 %
LBJ-Sinclair (JOA) KGSR-FM, KLBJ-AM, KLBJ-FM, KLNC-FM, KROX-FM	21.9 %	23.9 %	26.6 %
Local KELG-AM, KKLB-FM, KTXZ-AM	2.8 %	2.4 %	1.3 %
	75.1 %	76.6 %	93.4 %

AM Stations

Station	Power	Frequency	Format	Company	Market	Notes
KELG	1440	0.5 kw (DA-2)	Hispanic Contemp.	Caballero	KKLB-F/KTXZ	Elgin
KJCE	1370	5 kw/0.5 kw (DA-2)	Black AC	ABC	\$<20.00 Eastman	Rollingwood
KLBJ	590	5 kw/1 kw (DA-N)	News/Talk	ABC, Westwd	\$78.00 Mc-Guild	LBJ-S (JOA)
KQQA	1530	10 kw (DA, Days)	Hispanic		\$ NA Lotus	KQQQ-F Creedmoor
KVET	1300	5 kw/1 kw (DA-2)	Sports	ABC, CBS, ESPN	\$20.00 Katz	AMFM

FM Stations

Station	Power	Frequency	Format	Company	Market	Notes
KAMX	94.7	50 kw @ 1308	Modern AC		\$45.00 Eastman	CBS/Infinity Luling
KASE	100.7	100 kw @ 1190	Country		\$190.00 Katz	AMFM
KEYI	103.5	100 kw @ 1257	Oldies		\$63.00 Clr Chnl	Clear Channel San Marcos
KFMK	105.9	4.5 kw @ 1302	Black Oldies		\$ NA ---	AMFM Round Rock
KGSR	107.1	39 kw @ 499	Progressive AOR		\$56.00 Mc-Guild	LBJ-S (JOA) Bastrop
KHFI	96.7	100 kw @ 951	CHR		\$86.00 Clr Chnl	Clear Channel Georgetown
KJFK	98.9	18.5 kw @ 1814	Talk	Westwd, ABC	\$<20.00 D&R	Shamrock Lampasas
KKLB	92.5	1.6 kw @ 449	Hispanic Contemp.		\$<20.00 Caballero	KELG/KTXZ Elgin
KKMJ	95.5	96 kw @ 1001	Soft AC		\$102.00 Eastman	CBS/Infinity
KLBJ	93.7	97 kw @ 1050	AOR		\$95.00 Mc-Guild	LBJ-S (JOA)
KLNC	93.3	100 kw @ 1949	Country		\$ NA ---	LBJ-S (JOA) Killeen
KPEZ	102.3	20 kw @ 686	Classic AOR		\$50.00 Clr Chnl	Clear Channel
KQBT	104.3	48 kw @ 492	CHR/Urban		\$ NA Eastman	CBS/Infinity Taylor
KROX	101.5	100 kw @ 981	AOR - New Rock		\$45.00 Mc-Guild	LBJ-S (JOA) Giddings
KVET	98.1	100 kw @ 686	Country	ABC	\$50.00 Katz	AMFM

Notes: 10/99 AMFM and Clear Channel announced plans to merge. Some divestitures in the market will be necessary

BAKERSFIELD

Arbitron Rank 84	Pop (12+) 439,900	Stations 31 / 25	Last Year's Revenue: \$17,900,000
MSA Rank: 82		Diaries: 1,461 / 301:1 / 44.9%	Household Income: \$35,617
MSA Pop: 653,000		Sample Target: 1,420	Total Retail Sales: \$3.8 Bil.
DMA: 130		% Below Line: 3.4	#1 Biller: KUZZ-AF \$3,500,000
Average Persons Rating: 14.9		% Not Listed: 15.4	#1 Billing Portfolio
Market TSL in Hours 20.50		Pop per Station: 17,596	Mondosphere \$4,120,000

12+ Metro	Format	Summer 99 1/4 Share	Spg 99	Win 99	Fall 98	Sum 98	4-Book Avg	12+ Metro Cume / Rtg.	Spg 99	Sum 98	12+ TSA AQH / Cume	Revenue Level	
1	KUZZ-F	62 / 9.5	11.0	9.3	9.9	10.2	9.9	839 / 19.1	23.2	24.1		E	KUZZ-F
2	KRAB-F	47 / 7.2	6.0	5.7	5.6	4.9	6.1	811 / 18.4	13.0	14.5		C	KRAB-F
3	KGFM-F	42 / 6.4	4.3	5.5	5.2	6.7	5.4	497 / 11.3	11.2	13.7		C	KGFM-F
3	KISV-F	42 / 6.4	5.7	4.2	5.2	7.3	5.4	759 / 17.3	17.9	18.8		C	KISV-F
5	KERN	36 / 5.5	5.9	7.0	6.9	6.1	6.3	495 / 11.3	12.6	11.0		D	KERN
6	KLLY-F	35 / 5.3	5.0	4.2	4.3	5.2	4.7	697 / 15.8	13.0	14.5		C	KLLY-F
7	KKXX-F	28 / 4.3	5.3	4.6	5.4	7.0	4.9	652 / 14.8	15.5	19.4		C	KKXX-F
8	KIWI-F	26 / 4.0	4.3	5.2	5.0	4.8	4.6	355 / 8.1	10.0	9.7		C	KIWI-F
9	KKBB-F	24 / 3.7	4.0	4.5	4.0	4.2	4.0	368 / 8.4	9.7	8.5		B	KKBB-F
9	KSMJ-F	24 / 3.7	3.1	2.8	3.6	3.3	3.3	301 / 6.8	6.4	7.8		B	KSMJ-F
9	KCOO-F	24 / 3.7	4.1	2.8	3.3	1.7	3.5	285 / 6.5	8.0	5.1			KCOO-F
9	KKDJ-F	24 / 3.7	2.9	1.9	2.9	2.8	2.8	446 / 10.1	9.3	9.8			KKDJ-F
13	KMYX-F	16 / 2.4	1.5	1.6	2.2	1.7	1.9	148 / 3.4	4.6	3.3			KMYX-F
13	KSUV-F	16 / 2.4	4.7	2.5	2.9	3.1	3.1	267 / 6.1	8.1	6.4		B	KSUV-F
15	KCWR-F	15 / 2.3	2.4	1.8	1.8	2.2	2.1	217 / 4.9	6.1	5.0			KCWR-F
16	KNZR	12 / 1.8	1.9	1.9	2.3	2.8	2.0	263 / 6.0	6.4	6.3		A	KNZR
17	KAFY	11 / 1.7	1.0	1.6	1.2	0.9	1.4	126 / 2.9	2.0	2.1			KAFY
18	KWAC	8 / 1.2	0.7	3.1	2.3	1.6	1.8	136 / 3.1	2.4	2.7			KWAC
18	KVLI-F	8 / 1.2	0.6	1.0	0.4		0.8	78 / 1.8	1.5				KVLI-F

12+ FM Share (Metro): 83.21% (461 of 554) (Summer 98: 81.48%)

Teens	18-34	18-49	25-49	25-54	35+	12+ AMD	12+ Mid	12+ PMD	12+ Eve	12+ Wknd
1 KISV-F <	1 KLLY-F	1 KUZZ-F	1 KUZZ-F	1 KUZZ-F	1 KUZZ-F	1 KUZZ-F <	1 KUZZ-F	1 KUZZ-F	1 KISV-F	1 KUZZ-F
2 KKXX-F	1 KRAB-F <	2 KRAB-F	2 KGFM-F	2 KGFM-F	2 KERN <	2 KRAB-F	2 KGFM-F <	2 KRAB-F	2 KRAB-F <	2 KISV-F
3 KRAB-F >>	3 KISV-F <	3 KGFM-F <	3 KRAB-F	3 KRAB-F <	3 KGFM-F >	3 KERN	3 KERN	3 KGFM-F <	3 KGFM-F	3 KRAB-F
4 KUZZ-F >	4 KLLY-F	4 KKBB-F <	4 KERN	4 KERN	4 KSMJ-F <	4 KGFM-F	4 KRAB-F <	4 KISV-F	3 KKXX-F <	4 KIWI-F <
5 KKXX-F <	4 KISV-F	5 KLLY-F	5 KLLY-F	5 KLLY-F	5 KCOO-F <	5 KLLY-F <	5 KERN	5 KERN	5 KUZZ-F	5 KGFM-F <
6 KGFM-F <	6 KKBB-F	5 KERN <	5 KKBB-F <	6 KKBB-F <	6 KISV-F	6 KISV-F	5 KXXX-F <	6 KLLY-F	6 KLLY-F	6 KKXX-F <
7 KIWI-F	7 KERN	7 KISV-F	7 KCOO-F	7 KDJ-F	7 KAFY	7 KCOO-F <	7 KLLY-F <	6 KIWI-F <	7 KLLY-F	7 KLLY-F
8 KMYX-F	7 KIWI-F <	8 KCOO-F <	7 KISV-F <	8 KCWR-F <	8 KDJ-F	8 KSMJ-F	8 KKBB-F <	8 KSMJ-F <	8 KSMJ-F <	8 KDJ-F <
9 KSUV-F	9 KCOO-F <	9 KIWI-F <	9 KDJ-F	9 KRAB-F <	9 KCOO-F	9 KCOO-F	9 KKBB-F	9 KSMJ-F <	9 KNZR >	9 KKBB-F
10 KKBB-F	10 KDJ-F <	10 KDJ-F	10 KIWI-F	10 KIWI-F	10 KIWI-F	9 KSMJ-F	10 KDJ-F <	10 KIWI-F <		10 KSUV-F <

Wom 18-24	Wom 18-34	Wom 25-34	Wom 18-49	Wom 25-54	Men 18-24	Men 18-34	Men 25-34	Men 18-49	Men 25-54	12+ Ovrnite
1 KLLY-F	1 KISV-F	1 KGFM-F	1 KGFM-F	1 KGFM-F >	1 KRAB-F >	1 KRAB-F	1 KLLY-F	1 KRAB-F	1 KUZZ-F	1 KISV-F
1 KISV-F	2 KLLY-F	2 KISV-F	2 KUZZ-F	2 KUZZ-F >	2 KISV-F	2 KLLY-F <	1 KRAB-F	2 KUZZ-F	2 KRAB-F	2 KNZR
1 KKXX-F >	2 KGFM-F	2 KUZZ-F	3 KISV-F	3 KISV-F >	3 KLLY-F	3 KUZZ-F	3 KUZZ-F >	3 KKBB-F	3 KERN	2 KUZZ-F
4 KUZZ-F >	4 KUZZ-F	4 KLLY-F >	4 KLLY-F >	4 KLLY-F	3 KKXX-F	4 KISV-F >	4 KISV-F	4 KLLY-F	3 KKBB-F	4 KLLY-F
5 KGFM-F	5 KKXX-F	5 KIWI-F	5 KIWI-F	4 KDJ-F	3 KUZZ-F >>	5 KIWI-F	5 KIWI-F	5 KERN <	5 KCOO-F	5 KGFM-F
5 KIWI-F	6 KRAB-F	5 KKXX-F	5 KDJ-F	4 KSMJ-F		5 KKXX-F	5 KKBB-F	6 KCOO-F <	6 KLLY-F	5 KRAB-F
5 KKBB-F	6 KSUV-F	5 KRAB-F	5 KKXX-F	7 KERN		5 KMYX-F	7 KMYX-F >	7 KISV-F	7 KIWI-F	
5 KSUV-F	8 KIWI-F	5 KSUV-F	5 KSUV-F	8 KIWI-F		8 KKBB-F >		7 KIWI-F	8 KDJ-F	
5 KRAB-F >>	9 KMYX-F		5 KRAB-F	8 KSUV-F				9 KMYX-F	9 KGFM-F	
	10 KDJ-F		10 KSMJ-F	8 KRAB-F				10 KDJ-F	9 KISV-F	
									9 KSMJ-F	

Other Rated Stations				Metro Share	Cume Rating	TSA AQH Cume	Other Rated Stations--Outside Market				Metro Share	Cume Rating	TSA AQH Cume
KBID	ST	1350	Bakersfield	0.9	2.4		KBOS-F	CHR	94.9	Tulare	0.9	2.2	
KCHJ	SP-C	1010	Delano	0.5	1.8		KFI	T	640	Los Angeles	0.9	2.3	
KCNQ-F	C	102.5	Kernville	0.9	2.1		KLOS-F	AOR	95.5	Los Angeles	0.5	1.7	
KGEO	T	1230	Bakersfield	0.9	2.7		KOQO-F	SP-R	101.9	Fresno	0.5	1.5	
KRME-F	SP-C	97.7	Shafter	0.9	3.3		KRTH-F	O	101.1	Los Angeles	0.5	1.1	
KUZZ	C	550	Bakersfield	0.8	2.1		KTPI-F	C	103.1	Tehachapi	0.5	0.9	

BAKERSFIELD

Consolidation Report	12+	25-54	Revenue
American General KBID-AM, KCOO-FM, KERN-AM, KISV-FM	16.5 %	15.5 %	20.1 %
Buck Owens KCWR-FM, KUZZ-AM, KUZZ-FM	12.6 %	12.0 %	19.6 %
Buckley KKBB-FM, KLLY-FM, KNZR-AM	10.8 %	11.4 %	13.7 %
Lotus KCHJ-AM, KIWI-FM, KWAC-AM	5.7 %	6.1 %	7.0 %
Mondosphere KKDJ-FM, KKXX-FM, KRAB-FM, KSMJ-FM	18.9 %	16.4 %	23.0 %
Z-Spanish KRME-FM, KSUV-AM, KSUV-FM	3.3 %	3.9 %	4.4 %
	67.8 %	65.3 %	87.8 %

AM Stations

Station	Freq	Power	Format	Owner	Revenue	Advertiser	Agency
KAFY	970	1 kw/5 kw (DA-2)	Hispanic Contemp.	Jones	\$ NA	---	
KERN	1410	1 kw	News/Talk	ABC, Talknt, Westwd	\$43.00	Christal	American General
KNZR	1560	25 kw/10 kw (DA-N)	News/Talk	CBS, SBUSA	\$ NA	D&R	Buckley
KWAC	1490	1 kw	Hispanic		\$ NA	Lotus	Lotus

FM Stations

Station	Freq	Power	Format	Owner	Revenue	Advertiser	Agency
KCOO	104.3	6 kw @ 305	Black Oldies		\$ NA	K&P	American General Shafter
KCWR	107.1	6 kw @ 164	Classic Country		\$ NA	Katz	Buck Owens
KGFM	101.5	4.8 kw @ 1280	Soft AC		\$33.00	Christal	KGEO
KISV	94.1	4.8 kw @ 1310	CHR		\$ NA	Christal	American General
KIWI	92.1	6 kw @ 164	Hispanic Contemp.		\$29.00	Lotus	Lotus
KKBB	99.3	1.2 kw @ 1345	Classic AOR	Westwd	\$25.00	D&R	Buckley
KKDJ	105.3	35.4 kw @ 584	Oldies		\$ NA	Mc-Guild	Mondosphere Delano
KKXX	96.5	50 kw @ 499	CHR		\$35.00	Mc-Guild	Mondosphere
KLLY	95.3	12.5 kw @ 463	AC/CHR		\$29.00	D&R	Buckley Oildale
KMYX	103.9	3 kw @ 328	Hispanic-Regional		\$ NA	---	Taft
KRAB	106.1	25 kw @ 328	AOR	CBS, Westwd	\$37.00	Mc-Guild	Mondosphere Greenacre
KSMJ	98.5	50 kw @ 499	Jazz		\$ NA	Mc-Guild	Mondosphere Delano
KSUV	102.9	20.5 kw @ 364	Hispanic-Regional		\$21.00	Caballero	Z-Spanish McFarland
KUZZ	107.9	6 kw @ 1365	Country		\$75.00	Katz	Buck Owens
KVLI	104.5	0.2 kw @ 1260	Oldies		\$ NA	Western	KCNQ-F Lake Isabella

Notes: KAFY is LMA'd to Z-Spanish Network; KGEO/KGFM-F are LMA'd to American General . . . According to our sources, KUZZ AM-FM are still simulcast

BALTIMORE

Arbitron Rank 20 Pop (12+): 2,075,600
MSA Rank: 18
MSA Pop: 2,490,000
DMA: 24
Average Persons Rating: 17.0
Market TSL in Hours 22.25

Stations 40 / 21
Diaries: 3,449/ 602:1/ 51.5%
Sample Target: 3,270
% Below Line: 18.2
% Not Listed: 14.4
Pop per Station: 98,838

Last Year's Revenue: \$97,700,000
Household Income: \$51,079
Total Retail Sales: \$22.7 Bil.
#1 Biller: WQSR-F \$13,900,000
#1 Billing Portfolio
 CBS/Infinity \$45,900,000

12+ Metro	Format	Summer 99 1/4 Share	Spg 99	Win 99	Fall 98	Sum 98	4-Book Avg	12+ Metro Cume / Rtg.	Spg 99	Sum 98	12+ TSA AQH / Cume	Revenue Level	
1	WERQ-F	288 / 8.2	9.6	9.7	9.6	9.5	9.3	3559 / 17.1	17.9	17.8		I	WERQ-F
2	WPOC-F	266 / 7.6	6.6	6.2	6.8	7.4	6.8	3011 / 14.5	14.1	14.8		H	WPOC-F
3	WBAL	255 / 7.2	6.3	5.8	5.9	8.4	6.3	3516 / 16.9	16.9	19.7		I	WBAL
4	WWIN-F	230 / 6.5	7.3	5.7	5.5	4.7	6.3	2545 / 12.3	12.9	10.4		F*	WWIN-F
5	WQSR-F	190 / 5.4	5.8	5.7	5.6	5.8	5.6	2942 / 14.2	12.9	15.6		I	WQSR-F
6	WWMX-F	168 / 4.8	4.5	4.3	6.0	4.9	4.9	2982 / 14.4	15.0	17.3		I	WWMX-F
7	WLIF-F	155 / 4.4	5.7	4.9	4.9	5.7	5.0	2493 / 12.0	11.9	12.2		I	WLIF-F
8	WXYV-F	145 / 4.1	3.8	3.8	3.5	3.8	3.8	2794 / 13.5	13.4	14.8		F	WXYV-F
9	WHFS-F	139 / 4.0	4.1	3.3	3.6	2.8	3.7	2655 / 12.8	13.6	12.4		F	WHFS-F
10	WIYY-F	131 / 3.7	4.0	4.4	4.3	4.2	4.1	2233 / 10.8	11.3	11.0		G	WIYY-F
11	WOCT-F	125 / 3.6	3.2	3.0	3.3	3.8	3.3	2186 / 10.5	10.6	12.8		F	WOCT-F
12	WCAO	77 / 2.2	2.4	3.6	2.7	2.8	2.7	1138 / 5.5	5.2	6.2		C	WCAO
13	WCBM	76 / 2.2	1.9	2.9	2.4	2.1	2.3	1143 / 5.5	5.6	5.6		D	WCBM
14	WJFK	65 / 1.8	1.6	1.4	1.5	1.4	1.6	899 / 4.3	4.6	4.5		D	WJFK
15	WPGC-F	62 / 1.8	1.8	2.0	1.9	1.7	1.9	1717 / 8.3	8.5	8.6			WPGC-F
16	WHUR-F	55 / 1.6	1.9	1.8	1.5	1.5	1.7	1053 / 5.1	5.9	4.7			WHUR-F
17	WRQX-F	50 / 1.4	1.2	1.0	0.9	1.0	1.2	1097 / 5.3	4.7	4.8			WRQX-F
18	WRBS-F	46 / 1.3	1.5	1.7	1.8	1.5	1.6	812 / 3.9	3.9	4.0			WRBS-F
19	WKYS-F	42 / 1.2	1.2	1.0	1.0	1.1	1.1	1230 / 5.9	6.3	5.2			WKYS-F
20	WWLG	37 / 1.1	1.1	1.3	1.4	1.3	1.2	474 / 2.3	1.7	2.8		B	WWLG

12+ FM Share (Metro): 78.90% (2378 of 3014) (Summer 98: 77.99%)

Teens	18-34	18-49	25-49	25-54	35+	12+ AMD	12+ Mid	12+ PMD	12+ Eve	12+ Wknd
1 WERQ-F >	1 WERQ-F >	1 WERQ-F <	1 WPOC-F <	1 WPOC-F <	1 WBAL	1 WBAL <	1 WPOC-F <	1 WERQ-F <	1 WERQ-F >	1 WERQ-F <
2 WXYV-F >	2 WHFS-F <	2 WWIN-F <	2 WWIN-F	2 WWIN-F	2 WPOC-F	2 WPOC-F	2 WERQ-F	2 WPOC-F	2 WBAL <	2 WPOC-F
3 WHFS-F >>	3 WIYY-F	3 WPOC-F	3 WERQ-F <	3 WERQ-F <	3 WQSR-F <	2 WQSR-F	3 WBAL <	3 WBAL <	3 WWIN-F >	3 WWIN-F <
4 WWMX-F <	4 WWMX-F <	4 WWMX-F	4 WWMX-F	4 WWMX-F <	4 WWIN-F	4 WERQ-F	4 WWIN-F <	4 WWIN-F <	4 WXYV-F <	4 WBAL
5 WXYV-F <	5 WIYY-F <	5 WQSR-F <	5 WQSR-F	5 WQSR-F	5 WLIF-F	5 WWIN-F	5 WWMX-F <	5 WWMX-F	5 WHFS-F <	5 WQSR-F
6 WPOC-F	6 WHFS-F <	6 WOCT-F	6 WOCT-F	6 WOCT-F	6 WWMX-F	6 WIYY-F <	6 WLIF-F <	6 WQSR-F <	6 WPOC-F	6 WOCT-F <
6 WWIN-F	7 WOCT-F <	7 WIYY-F	7 WIYY-F	7 WIYY-F <	7 WERQ-F	7 WWMX-F <	7 WQSR-F	7 WLIF-F	7 WLIF-F <	7 WXYV-F <
8 WOCT-F >	8 WQSR-F <	8 WHFS-F	8 WHFS-F	8 WBAL <	8 WCBM	8 WLIF-F	8 WXYV-F	7 WHFS-F <	8 WOCT-F	8 WWMX-F <
9 WPGC-F	9 WXYV-F	9 WBAL	9 WLIF-F	9 WLIF-F	8 WOCT-F	9 WJFK	9 WHFS-F <	9 WXYV-F	8 WWMX-F	9 WLIF-F <
9 WJFK <	10 WLIF-F	9 WLIF-F <	10 WHFS-F	10 WHFS-F	10 WCAO	9 WHFS-F <	10 WIYY-F <	10 WIYY-F <	10 WIYY-F <	10 WHFS-F <

Wom 18-24	Wom 18-34	Wom 25-34	Wom 18-49	Wom 25-54	Men 18-24	Men 18-34	Men 25-34	Men 18-49	Men 25-54	12+ Ovrnite
1 WERQ-F >	1 WERQ-F >	1 WERQ-F <	1 WERQ-F	1 WPOC-F	1 WERQ-F >	1 WERQ-F	1 WIYY-F	1 WIYY-F <	1 WWIN-F <	1 WERQ-F
2 WXYV-F	2 WXYV-F	2 WPOC-F	2 WPOC-F <	2 WWIN-F	2 WHFS-F <	2 WIYY-F	2 WERQ-F	2 WERQ-F	2 WIYY-F <	2 WBAL
3 WHFS-F	2 WWMX-F <	3 WWMX-F	3 WWIN-F <	3 WERQ-F <	3 WIYY-F >	3 WHFS-F >	3 WOCT-F <	3 WWIN-F <	3 WPOC-F <	3 WWIN-F
4 WWMX-F	4 WPOC-F <	3 WWIN-F	4 WWMX-F >	4 WWMX-F	4 WXYV-F >	4 WOCT-F <	4 WJFK <	4 WOCT-F <	4 WQSR-F <	4 WPOC-F
5 WWIN-F	5 WWIN-F <	5 WXYV-F	5 WXYV-F	5 WQSR-F	5 WWIN-F	5 WJFK <	5 WHFS-F <	5 WPOC-F <	5 WOCT-F <	5 WQSR-F
6 WIYY-F	6 WHFS-F >	6 WHFS-F	6 WQSR-F <	6 WLIF-F	6 WWD-C-F	6 WWMX-F <	6 WWMX-F	6 WHFS-F	6 WBAL	6 WWMX-F
7 WLIF-F	7 WLIF-F	7 WOCT-F	7 WHFS-F <	7 WXYV-F	6 WPGC-F	7 WWIN-F	7 WPOC-F	7 WWMX-F <	7 WERQ-F <	6 WHFS-F <
7 WPGC-F	8 WIYY-F <	8 WLIF-F	8 WLIF-F	8 WOCT-F <	6 WKYS-F	7 WXYV-F <	8 WWIN-F	8 WQSR-F <	8 WWMX-F	8 WXYV-F <
9 WOCT-F	9 WRQX-F	9 WOCT-F	9 WOCT-F	9 WCAO	9 WPOC-F	9 WBAL	9 WJFK <	9 WJFK	9 WJFK	9 WLIF-F <
9 WPGC-F <		10 WCAO	10 WHFS-F	10 WHFS-F	10 WBAL <	10 WXYV-F	10 WBAL >	10 WHFS-F >	10 WOCT-F	10 WOCT-F

BALTIMORE

Other Rated Stations				Metro Share	Cume Rating	TSA AQH Cume	Consolidation Report			
Other Rated Stations--Outside Market				Metro Share	Cume Rating	TSA AQH Cume	12+	25-54	Revenue	
WASA	ST	1330	Havre de Grace	0.1	0.2		CBS/Infinity	20.9 %	31.7 %	47.0 %
WBGR	B/G	860	Baltimore	0.4	1.1		WBGR-AM, WBMD-AM, WJFK-AM, WLIF-FM, WQSR-FM, WWMX-FM, WXYV-FM			
WGRX-F	C	100.7	Westminster	0.9	3.4		Clear Channel	13.4 %	15.9 %	16.0 %
WOLB	B/T	1010	Baltimore	0.5	1.0		WCAO-AM, WOCT-FM, WPOC-FM			
WRNR-F	AOR-P	103.1	Grasonville	0.7	1.9		Radio One	16.1 %	15.9 %	16.1 %
WWIN	B/G	1400	Baltimore	0.9	2.4		WERQ-FM, WOLB-AM, WWIN-AM, WWIN-FM			
							WCBM	3.4 %	1.1 %	3.2 %
							WASA-AM, WCBM-AM, WWLG-AM			
								53.7 %	64.6 %	82.3 %

AM Stations

WBAL	1090	50 kw (DA-N)	News/Talk	ABC, ESPN	\$170.00	D&R	Hearst
WCAO	600	5 kw (DA-1)	Black Gospel		\$40.00	Eastman	Clear Channel
WCBM	680	10 kw/5 kw (DA-2)	Talk	CBS, Westwd, SBUSA	\$50.00	Katz	WWLG
WJFK	1300	5 kw (DA-2)	Talk	Source, Westwd	\$ NA	CBS	CBS/Infinity
WWLG	1360	5 kw/1.5 kw (DA-2)	Standards	ABC, Jones	\$ NA	--	WCBM

FM Stations

WERQ	92.3	37 kw @ 570	Black/CHR	AP	\$125.00	Allied	Radio One
WIYY	97.9	13.5 kw @ 946	AOR	ABC	\$115.00	D&R	Hearst
WLIF	101.9	13.5 kw @ 960	Soft AC	Westwd	\$177.00	CBS	CBS/Infinity
WOCT	104.3	38 kw @ 469	Classic AOR		\$101.00	Eastman	Clear Channel
WPOC	93.1	16 kw @ 860	Country		\$210.00	Eastman	Clear Channel
WQSR	105.7	50 kw @ 492	Oldies		\$215.00	Christal	CBS/Infinity
WRBS	95.1	50 kw @ 500	Religion	SRN, ABC	\$25.00	---	Catonsville
WWIN	95.9	3 kw @ 300	Black AC	Westwd	\$72.00	Allied	Radio One
WWMX	106.5	7.4 kw @ 1217	AC		\$205.00	Katz	CBS/Infinity
WXYV	102.7	50 kw @ 437	CHR	Westwd, Source	\$125.00	CBS	CBS/Infinity

Notes: Other ranked stations -- See Washington, DC . . . * WWIN revenue included in WWIN-F revenue level . . . 6/99 WOCT-F transitioned from Classic Hits to Classic AOR . . . 10/99 WKDB (1570) changed from Sports to Religion . . . 11/99 WGRX-F changed from Country to "Rock AC" (AC-NR) as WZBA-F ("The Bay")

BATON ROUGE

Arbitron Rank	82 Pop (12+)	463,000	Stations	25 / 19	Last Year's Revenue:	\$24,300,000
MSA Rank:		90	Diaries:	1,672 / 277:1 / 45.9%	Household Income:	\$42,565
MSA Pop:		577,000	Sample Target:	1,590	Total Retail Sales:	\$5.9 Bil.
DMA:		98	% Below Line:	10.3	#1 Biller:	WYNK-F \$4,500,000
Average Persons Rating:		14.7	% Not Listed:	16.5	#1 Billing Portfolio	
Market TSL in Hours		19.50	Pop per Station:	24,368		AMFM \$10,600,000

12+ Metro	Format	Summer 99 1/4 Share	Spg 99	Win 99	Fall 98	Sum 98	4-Book Avg	12+ Metro Cume / Rtg.	Spg 99	Sum 98	12+ TSA AQH / Cume	Revenue Level
1	WEMX-F	B	70 / 10.3	7.8	9.1	9.8	7.1	9.3	892 / 19.3	15.7	15.6	C
2	WYNK-F	C	51 / 7.5	8.1	7.4	8.1	7.6	8.1	846 / 18.3	19.6	19.4	F
3	WDGL-F	CL AOR	40 / 5.9	7.0	5.8	6.4	8.1	6.3	814 / 17.6	19.0	19.5	F
4	KQXL-F	B/A/C	39 / 5.7	5.7	5.2	5.8	6.1	5.6	662 / 14.3	12.8	12.6	D
5	WJBO	N/T	38 / 5.6	5.8	5.2	5.8	4.6	5.6	604 / 13.1	12.1	12.0	D
6	WXOK	B	37 / 5.4	5.8	5.5	4.9	5.6	5.4	471 / 10.2	9.7	10.4	C
7	WLSS-F	CHR	36 / 5.3	5.7	6.1	4.7	5.0	5.5	893 / 19.3	21.1	16.7	C
8	KRVE-F	AC	33 / 4.9	6.4	7.0	5.2	6.8	5.9	555 / 12.0	14.2	15.8	D
9	WTGE-F	B/O	29 / 4.3	3.6	2.3	1.3	1.6	2.9	465 / 10.0	9.0	6.0	A
10	WXCT-F	C	28 / 4.1	5.2	5.2	7.4	5.5	5.5	518 / 11.2	14.3	10.4	D
11	KOOJ-F	O	27 / 4.0	3.6	2.9	2.7	3.7	3.3	445 / 9.6	9.4	11.3	
12	KUMX-F	CHR	24 / 3.5	3.5	4.1	4.2	3.7	3.8	726 / 15.7	16.4	14.8	
13	WQCK-F	REL-CC	17 / 2.5	2.2	2.0	2.4	2.2	2.3	257 / 5.6	6.3	6.2	
13	WCKW-F	CL AOR	17 / 2.5	2.3	2.3	3.7	4.1	2.7	392 / 8.5	9.2	12.5	
15	WCAC-F	C	16 / 2.4	3.2	2.9	2.2	2.5	2.7	418 / 9.0	11.1	11.6	C
16	WQUE-F	B	13 / 1.9	0.9	2.0	1.8	1.0	1.6	304 / 6.6	4.8	4.7	

12+ FM Share (Metro): 80.42% (456 of 567) (Summer 98: 79.72%)

Teens	18-34	18-49	25-49	25-54	35+	12+ AMD	12+ Mid	12+ PMD	12+ Eve	12+ Wknd
1 WEMX-F >>	1 WEMX-F >	1 WEMX-F	1 WEMX-F <	1 WEMX-F	1 WYNK-F <	1 WYNK-F	1 WYNK-F <	1 WEMX-F >	1 WEMX-F >>	1 WEMX-F >
2 WLSS-F >	2 WDGL-F <	2 WDGL-F	2 WDGL-F <	1 WYNK-F <	2 WJBO	2 WDGL-F <	2 WJBO <	2 WYNK-F <	2 KQXL-F >	2 KQXL-F <
3 WYNK-F >	3 KQXL-F	3 KQXL-F	3 KQXL-F <	3 WDGL-F <	3 WXOK	3 WEMX-F	3 WEMX-F	3 WJBO <	3 WLSS-F <	3 WXOK
4 WYNK-F	3 WYNK-F	4 WYNK-F	4 WYNK-F	4 KQXL-F	3 KQXL-F	4 WXOK	4 WDGL-F	4 WLSS-F	4 KUMX-F <	4 WYNK-F <
5 KRVE-F <	5 WLSS-F <	5 KRVE-F <	5 KRVE-F <	5 WTGE-F	5 KOOJ-F <	5 WJBO <	4 KRVE-F <	5 KRVE-F	5 KRVE-F	5 WDGL-F
6 WTGE-F	6 KRVE-F <	6 WTGE-F <	6 WTGE-F	5 KRVE-F	6 KRVE-F	6 KRVE-F <	6 WLSS-F <	6 WTGE-F <	6 WXOK	6 WLSS-F
6 KUMX-F	7 WTGE-F <	7 WTGE-F <	7 WTGE-F	7 WXOK	7 WDGL-F	7 WXCT-F <	7 WXOK <	7 WDGL-F	6 WTGE-F	7 WTGE-F
8 WXOK	8 WXOK	8 WXOK <	8 WJBO	8 WXCT-F	8 KQXL-F	8 KQXL-F	8 KQXL-F	7 KOOJ-F <	8 KOOJ-F	7 KOOJ-F <
8 KQXL-F	8 WXCT-F	9 WLSS-F <	8 WXCT-F <	8 WTGE-F	8 WLSS-F	9 WTGE-F <	9 KQXL-F <	9 KQXL-F <	9 WYNK-F	9 WXCT-F <
8 WXCT-F	10 KUMX-F	10 WJBO <	10 KOOJ-F <	10 WEMX-F	10 KOOJ-F <	10 WXCT-F	10 KUMX-F <	10 KUMX-F <		10 KUMX-F
	10 WCKW-F <									

Wom 18-24	Wom 18-34	Wom 25-34	Wom 18-49	Wom 25-54	Men 18-24	Men 18-34	Men 25-34	Men 18-49	Men 25-54	12+ Ovrnite
1 WEMX-F >	1 WEMX-F	1 WEMX-F	1 WEMX-F	1 KRVE-F	1 WDGL-F	1 WEMX-F	1 WEMX-F >	1 WDGL-F	1 WDGL-F <	1 WEMX-F >
2 WLSS-F >>	2 WLSS-F >	2 WLSS-F	2 WLSS-F	1 WYNK-F	1 WEMX-F >>>	2 WDGL-F >>	2 WDGL-F >	1 WEMX-F >	2 WEMX-F	2 KQXL-F
3 KQXL-F	3 WYNK-F	3 WDGL-F	3 KRVE-F <	3 KQXL-F	3 WLSS-F	3 WYNK-F	3 WXCT-F	3 KQXL-F <	3 KQXL-F <	2 WJBO >
3 KUMX-F	4 WDGL-F	3 KRVE-F	4 WYNK-F	3 WXOK <	3 WCKW-F	4 WLSS-F	3 WTGE-F	4 WCKW-F	4 WTGE-F	4 WXOK
3 WYNK-F	4 KRVE-F	3 WYNK-F	5 KQXL-F	5 WEMX-F <	3 KUMX-F	4 KUMX-F	3 WYNK-F	4 WYNK-F	4 WYNK-F <	
3 WQCK-F >	6 KQXL-F	3 WXOK	6 WDGL-F <	6 WTGE-F <	3 WYNK-F	4 WTGE-F		6 WTGE-F	6 WJBO <	
	7 WXOK	7 WXCT-F	7 WXOK	6 WLSS-F	3 WXOK >>			6 WJBO	7 WCKW-F	
	7 WXCT-F	7 KQXL-F	7 WXCT-F	8 WDGL-F				8 KOOJ-F	8 KOOJ-F	
	7 KUMX-F	7 WTGE-F	9 WTGE-F <	8 WXCT-F				8 WXCT-F	9 KRVE-F	
	7 WTGE-F		10 KUMX-F	10 KOOJ-F				8 WXOK	9 WXCT-F	

Other Rated Stations				Metro Share	Cume Rating	TSA AQH Cume	Other Rated Stations--Outside Market				Metro Share	Cume Rating	TSA AQH Cume
KBRH	B/O	1260	Baton Rouge	0.7	1.5	WTKL-F	O	95.7	New Orleans	0.4	1.3		
KKAY	G	1590	White Castle	0.4	1.1	WWL	N/T	870	New Orleans	1.2	3.9		
KKAY-F	O	104.9	Donaldsonville	1.2	2.7	WYLD-F	B/A/C	98.5	New Orleans	0.7	1.8		
WIBR	SPRTS	1300	Baton Rouge	1.2	3.4								
WNDC	B/G	910	Baton Rouge	0.7	2.2								
WPFC	REL	1550	Baton Rouge	1.0	2.6								

BATON ROUGE

Consolidation Report	12+	25-54	Revenue
AMFM (Pend. to Clear Channel)	23.3 %	21.2 %	43.6 %
KRVE-FM, WFMF-AM, WJBO-AM, WLSS-FM, WSKR-AM, WYNK-FM			
Citadel	29.0 %	26.5 %	28.6 %
KOOJ-FM, KQXL-FM, WCAC-FM, WEMX-FM, WIBR-AM, WXOK-AM			
Guaranty, pend.	15.5 %	18.8 %	27.5 %
KKAY-FM, WDGL-FM, WTGE-FM, WXCT-FM			
	67.8 %	66.5 %	99.7 %

AM Stations

Station	Freq	Power	Format	Network	Revenue	Service	Company
WJBO	1150	5 kw (DA-1)	News/Talk	CBS, Westwd, ABC	\$43.00	Sentry	AMFM
WXOK	1460	5 kw/1 kw (DA-N)	Black	AURN, ABC	\$26.00	Mc-Guild	Citadel

FM Stations

Station	Freq	Power	Format	Network	Revenue	Service	Company	Location
KOOJ	93.7	97 kw @ 997	Oldies	ABC	\$ NA	Allied	Citadel	New Iberia
KQXL	106.5	50 kw @ 298	Black AC	ABC, CBS, Westwd	\$56.00	Mc-Guild	Citadel	New Roads
KRVE	96.1	43 kw @ 449	AC		\$38.00	Sentry	AMFM	Brusly
WCAC	103.3	100 kw @ 1004	Country	Westwd	\$43.00	Eastman	Citadel	Hammond
WDGL	98.1	100 kw @ 1499	Classic AOR	Westwd	\$57.00	D&R	Guaranty	
WEMX	94.1	100 kw @ 981	Black	ABC, Westwd, CBS	\$<20.00	Mc-Guild	Citadel	Kentwood
WLSS	102.5	100 kw @ 1260	CHR		\$40.00	---	AMFM	
WQCK	92.7	32 kw @ 604	Contemp. Christian		\$16.00	---		Clinton
WTGE	107.3	4.6 kw @ 374	Black Oldies	Westwd	\$ NA	D&R	Guaranty	Baker
WXCT	100.7	100 kw @ 1499	Country		\$37.00	D&R	Guaranty	
WYNK	101.5	100 kw @ 1499	Country	ABC	\$77.00	Sentry	AMFM	

Notes: Other ranked stations -- See New Orleans . . . WDGL-F reclassified from Classic Hits to Classic AOR based on audience analysis, M Street classification and station self-description . . . 10/99 AMFM and Clear Channel announced plans to merge . . . 11/99 KKAY-F sold to Guaranty; changed from Oldies to simulcasting Black Oldies WTGE-F

FORMAT CODES

AC - Adult Contemporary	J - Jazz and New Adult Contemporary
AC-NR - Modern AC	KIDS - Children's
AOR - Album Oriented Rock	N - News
AOR-NR - New Rock	O - Oldies (50's & 60's)
AOR-P - Progressive AOR	REL - Religion, Christian
B - Black (audience 75%+ Black)	REL-CC - Contemporary Christian
B/AC - Black Adult Contemporary	SAC - Soft Adult Contemporary
B/G - Black Gospel	SP - Hispanic/Spanish
B/O - Black Oldies	SP-C - Hispanic Contemporary
BIZ - Business News & Talk	SP-NT - Hispanic News/Talk/Information
C - Country	SP-R - Hispanic-Regional
C/O - Classic Country	SP-TP - Hispanic-Tropical
CHR - Contemporary Hit Radio, Top 40	SP-VA - Hispanic Variety
CL - Classical	SP-TJ - Tejano
CL AOR - Classic AOR, Classic Rock	SPRTS - Sports
CL HITS - Classic Hits/70's Oldies	ST - Standards, Big Band, Nostalgia
E - Ethnic (usually Foreign Lang.)	T - Talk
EZ - Easy Listening, Beautiful Music	U - Urban (majority of audience is non-white)
FS - Full Service	VA - Variety
G - Gospel	? - Others or Unknown

REVENUE LEVEL CODES

A - Less than \$500,000	E - \$3,000,000 to \$3,999,999	I - \$10,000,000 to \$14,999,999
B - \$500,000 to \$999,999	F - \$4,000,000 to \$4,999,999	J - \$15,000,000 to \$19,999,999
C - \$1,000,000 to \$1,999,999	G - \$5,000,000 to \$6,999,999	K - \$20,000,000 to \$29,999,999
D - \$2,000,000 to \$2,999,999	H - \$7,000,000 to \$9,999,999	L - \$30,000,000+

BIRMINGHAM

Arbitron Rank 56 Pop (12+) 814,500	Stations 27 / 23	Last Year's Revenue: \$41,600,000
MSA Rank: 66	Diaries: 2,041 / 399:1 / 48.6%	Household Income: \$39,399
MSA Pop: 909,000	Sample Target: 1,730	Total Retail Sales: \$9.7 Bil.
DMA: 39	% Below Line: 3.0	#1 Biller: WZZK-F \$7,100,000
Average Persons Rating: 15.0	% Not Listed: 11.4	#1 Billing Portfolio
Market TSL in Hours 20.00	Pop per Station: 35,413	Cox Radio \$16,370,000

12+ Metro	Format	Summer 99 1/4 Share	Spg 99	Win 99	Fall 98	Sum 98	4-Book Avg	12+ Metro Cume / Rtg.	Spg 99	Sum 98	12+ TSA AQH / Cume	Revenue Level	
1	WZZK-F	C	123 / 10.1	8.5	8.3	7.5	9.4	8.6	1588 / 19.5	19.1	20.2	H	WZZK-F
2	WBHK-F	B/AC	96 / 7.9	7.5	8.7	10.4	7.7	8.6	1180 / 14.5	14.3	13.3	E	WBHK-F
3	WBHJ-F	B	92 / 7.5	8.6	10.5	8.6	8.1	8.8	1135 / 13.9	14.9	14.5	D	WBHJ-F
4	WYSF-F	SAC	74 / 6.1	6.8	6.1	3.5	4.5	5.6	1300 / 16.0	16.3	13.5	D	WYSF-F
5	WRAX-F	AOR-NR	73 / 6.0	7.8	7.0	7.3	8.3	7.0	1175 / 14.4	15.9	19.0	D	WRAX-F
6	WERC	NT	71 / 5.8	4.5	5.1	4.7	5.9	5.0	922 / 11.3	10.9	13.1	D	WERC
7	WMJJ-F	AC	63 / 5.2	5.1	4.3	6.8	5.1	5.3	869 / 10.7	11.9	12.7	G	WMJJ-F
8	WODL-F	O	62 / 5.1	5.6	4.0	5.1	3.6	4.9	1069 / 13.1	12.3	12.2	D	WODL-F
8	WZRR-F	AOR/CL	62 / 5.1	3.9	5.2	3.5	5.3	4.4	1066 / 13.1	11.2	13.4	F	WZRR-F
10	WQEN-F	CHR	57 / 4.7	3.7	3.6	7.2	4.6	4.8	1241 / 15.2	13.3	15.1	D	WQEN-F
11	WAGG	B/G	45 / 3.7	4.8	2.8	2.4	3.4	3.4	552 / 6.8	7.1	6.0	B	WAGG
12	WRLR-F	AOR	36 / 3.0	1.7	1.5				670 / 8.2	7.6			WRLR-F
13	WOWC-F	C	29 / 2.4	2.6	2.6	2.1	3.0	2.4	642 / 7.9	8.0	9.5	B	WOWC-F
14	WATV	B/O	28 / 2.3	2.9	3.3	1.9	2.4	2.6	349 / 4.3	5.8	5.3	A	WATV
15	WDJC-F	REL	24 / 2.0	2.2	1.8	3.2	2.0	2.3	638 / 7.8	8.3	7.7	C	WDJC-F
15	WJOX	SPRTS	24 / 2.0	2.0	1.6	1.9	2.6	1.9	479 / 5.9	6.4	7.1	C	WJOX
17	WRRS-F	REL-CC	19 / 1.6	1.8	2.4	0.4		1.5	390 / 4.8	4.8	3.9		WRRS-F
17	WAPI	N	19 / 1.6	1.8	1.3	1.8	1.9	1.6	383 / 4.7	4.5	5.8	B	WAPI
19	WEZN	ST	17 / 1.4	2.6	2.4	2.2	3.2	2.1	268 / 3.3	3.6	6.6	A	WEZN
20	WTUG-F	B/AC	13 / 1.1	0.6		0.3	0.2		244 / 3.0	2.3	1.8		WTUG-F

12+ FM Share (Metro): 79.74% (862 of 1081) (Summer 98: 75.52%)

Teens	18-34	18-49	25-49	25-54	35+	12+ AMD	12+ Mid	12+ PMD	12+ Eve	12+ Wknd
1 WBHJ-F >	1 WBHJ-F	1 WBHK-F	1 WBHK-F	1 WBHK-F <	1 WZZK-F >	1 WYSF-F	1 WZZK-F	1 WZZK-F	1 WBHJ-F >	1 WBHK-F
2 WQEN-F >	1 WRAX-F >	2 WZZK-F <	2 WZZK-F	2 WZZK-F	2 WERC	2 WZZK-F >	2 WERC	2 WBHJ-F <	2 WBHK-F	1 WZZK-F
3 WRAX-F	3 WBHK-F	3 WBHJ-F <	3 WZRR-F <	3 WYSF-F <	3 WBHK-F <	3 WBHK-F	3 WBHK-F <	3 WBHK-F	3 WYSF-F <	3 WBHJ-F
4 WRLR-F >	3 WYSF-F	4 WRAX-F <	4 WYSF-F <	4 WZRR-F <	4 WODL-F	4 WBHJ-F <	4 WMJJ-F <	4 WRAX-F <	4 WZZK-F <	4 WRAX-F
	5 WZZK-F <	5 WZRR-F <	5 WMJJ-F	5 WMJJ-F	5 WMJJ-F <	5 WRAX-F	5 WZRR-F <	5 WQEN-F <	5 WRAX-F <	5 WQEN-F
	6 WZRR-F <	6 WYSF-F <	6 WRAX-F	6 WODL-F	6 WYSF-F <	5 WERC	6 WODL-F	6 WERC <	6 WQEN-F	6 WODL-F <
	7 WMJJ-F	7 WMJJ-F >	7 WODL-F	7 WRAX-F	7 WZRR-F	7 WMJJ-F <	7 WRAX-F <	7 WZRR-F <	7 WRLR-F	7 WATV
	7 WQEN-F	8 WODL-F	8 WBHJ-F	8 WBHJ-F	8 WAGG	8 WODL-F	8 WBHJ-F	8 WMJJ-F	8 WDJC-F <	7 WZRR-F
		8 WQEN-F	9 WQEN-F <	9 WAGG <	9 WATV	9 WZRR-F <	9 WQEN-F	9 WODL-F	9 WERC	9 WYSF-F <
			10 WAGG	10 WERC <	10 WDJC-F	10 WAGG	10 WYSF-F <	10 WYSF-F <	10 WODL-F <	10 WAGG <

Wom 18-24	Wom 18-34	Wom 25-34	Wom 18-49	Wom 25-54	Men 18-24	Men 18-34	Men 25-34	Men 18-49	Men 25-54	12+ Ovrnite
1 WBHJ-F >	1 WBHJ-F <	1 WYSF-F	1 WBHK-F	1 WBHK-F	1 WBHJ-F	1 WRAX-F <	1 WRAX-F	1 WZRR-F	1 WZRR-F	1 WBHJ-F >
2 WQEN-F	2 WRAX-F <	2 WRAX-F	2 WMJJ-F <	2 WMJJ-F <	2 WRAX-F >	2 WBHJ-F >	2 WZRR-F <	2 WBHJ-F	2 WZZK-F	2 WBHK-F
3 WRAX-F	3 WYSF-F	3 WMJJ-F <	3 WZZK-F <	3 WZRR-F <	3 WRLR-F	3 WZRR-F	3 WBHJ-F <	2 WRAX-F	3 WBHK-F	2 WERC
4 WZZK-F	4 WMJJ-F	4 WBHK-F	4 WZZK-F	4 WYSF-F >	4 WZRR-F >	4 WBHK-F <	4 WBHK-F	4 WZZK-F <	4 WRAX-F <	4 WZZK-F
5 WBHK-F	4 WBHK-F	5 WAGG	5 WBHJ-F <	5 WODL-F		5 WRLR-F	5 WZZK-F	5 WBHK-F	5 WODL-F	4 WYSF-F
	4 WQEN-F	6 WBHJ-F	6 WRAX-F	6 WAGG <		6 WZZK-F	6 WRLR-F	6 WYSF-F <	5 WYSF-F	
	7 WZZK-F	7 WZZK-F	7 WQEN-F <	7 WRAX-F		6 WYSF-F >>	6 WYSF-F	7 WRLR-F	7 WBHJ-F	7 WATV
		7 WQEN-F >	8 WODL-F <	8 WQEN-F <				8 WODL-F	7 WERC	
			9 WAGG >					8 WMJJ-F <	9 WJOX <	
									10 WMJJ-F	

Other Rated Stations				Metro Share	Cume Rating	TSA AQH Cume	Other Rated Stations--Outside Market				Metro Share	Cume Rating	TSA AQH Cume
WAYE	B/G	1220	Birmingham	0.4	1.2		WQSB-F	C	105.1	Albertville, AL	0.4	1.0	
WENN-F	B/O	105.9	Trussville	0.8	3.9		WRSB-F	SAC	96.9	Decatur, AL	1.1	2.1	
WJLD	B/AC	1400	Fairfield	0.8	3.4		WTXT-F	C	98.1	Fayette, AL	0.4	1.1	
WKLD-F	C	97.7	Oneonta	0.5	1.7								

BIRMINGHAM

Consolidation Report	12+	25-54	Revenue
AMFM (Pend. To Clear Channel) WENN-FM, WERC-AM, WMJJ-FM, WOWC-FM, WQEN-FM	18.9 %	18.4 %	25.7 %
Cox Radio WAGG-AM, WBHJ-FM, WBHK-FM, WEZN-AM, WODL-FM, WZZK-FM	35.7 %	34.4 %	39.4 %
Crawford WDJC-AM, WDJC-FM, WMKI-AM	2.0 %	2.3 %	3.8 %
Dick WAPI-AM, WJOX-AM, WRAX-FM, WYSF-FM, WZRR-FM	20.8 %	24.3 %	28.7 %
	77.4 %	79.4 %	97.6 %

AM Stations

Station	Freq	Power	Format	Advertiser	Agency	Buyer
WAGG	610	5 kw/1 kw (DA-N)	Black Gospel	AURN, CBS, ABC	\$24.00	Eastman Cox Radio
WAPI	1070	50 kw/5 kw (DA-N)	News	CNN	\$21.00	Christal Dick
WATV	900	1 kw/0.165 kw	Black Oldies	ABC	\$22.00	Interep
WERC	960	5 kw (DA-N)	News/Talk	ABC, AMFM	\$59.00	Sentry AMFM
WEZN	1320	5 kw/0.11 kw	Standards	ABC	\$ NA	Katz Cox Radio
WJOX	690	50 kw/0.5 kw (DA-N)	Sports	ESPN, 1-On-1	\$22.00	Christal Dick

FM Stations

Station	Freq	Power	Format	Advertiser	Agency	Buyer	Location
WBHJ	95.7	100 kw @ 981	Black	\$ NA	Eastman	Cox Radio	Tuscaloosa
WBHK	98.7	31 kw @ 620	Black AC	ABC	\$ NA	Eastman	Warrior
WDJC	93.7	100 kw @ 1007	Religion	\$29.00	Crawford	Crawford	
WMJJ	96.5	100 kw @ 1026	AC	\$87.00	Sentry	AMFM	
WODL	106.9	100 kw @ 1150	Oldies	ABC	\$56.00	Katz	Cox Radio
WOWC	102.5	83 kw @ 2096	Country	AMFM	\$34.00	Sentry	AMFM Jasper
WQEN	103.7	77 kw @ 1105	CHR	AMFM	\$ NA	Sentry	AMFM Gadsden
WRAX	107.7	100 kw @ 1237	AOR-New Rock	Westwd	\$27.00	Christal	Dick
WRLR	97.3	0.64 kw @ 1004	AOR	\$ NA	Katz	Cox Radio	Homewood
WRRS	101.1	100 kw @ 1233	Contemp. Christian	USA	\$ NA	---	Cullman
WYSF	94.5	100 kw @ 1214	Soft AC	\$ 56.00	Christal	Dick	
WZRR	99.5	100 kw @ 870	AOR/Classic AOR	\$90.00	Christal	Dick	
WZZK	104.7	100 kw @ 1300	Country	\$150.00	Katz	Cox Radio	

Notes: 8/99 WEDA-F changed from CHR to AOR as WRLR-F ("Real Rock") . . . 9/99 WMKI (850) sold by Hibernia to Crawford for \$2,750,000 . . . 10/99 WQEM-F (101.5; Columbian) sold by Sharepoint Management to AMFM (price NA); the station signed on with a CHR format . . . 10/99 WZJT-F (92.5; Dora) changed from AOR to Religion . . . 11/99 WDJC (1260) changed from Religion to Standards as WLGS ("Legends 1260") . . . 12/99 WMKI (850) changed from Childrens to Religion, reassuming its heritage WYDE calls

BOSTON

Arbitron Rank	8 Pop (12+): 3,700,800	Stations	38 / 29	Last Year's Revenue:	\$247,900,000
MSA Rank:	8	Diaries:	4,645 / 797:1 / 50.4%	Household Income:	\$58,141
MSA Pop:	3,890,000	Sample Target:	4,600	Total Retail Sales:	\$42.8 Bil.
DMA:	6	% Below Line:	5.2	#1 Biller:	WBZ \$30,000,000
Average Persons Rating:	15.7	% Not Listed:	16.8	#1 Billing Portfolio	
Market TSL In Hours	21.00	Pop per Station:	127,614	CBS/Infinity	\$109,500,000

12+ Metro	Format	Summer 99 1/4 Share	Spg 99	Win 99	Fall 98	Sum 98	4-Book Avg	12+ Metro Cume / Rtg.	Spg 99	Sum 98	12+ TSA AQH / Cume	Revenue Level
1	WBZ	N/T	476 / 8.2	7.4	7.9	8.7	7.9	8.0	8022 / 21.7	20.6	23.3	L WBZ
2	WXKS-F	CHR/AC	342 / 5.9	6.5	5.8	5.0	5.6	5.8	7595 / 20.5	20.6	21.1	K WXKS-F
3	WJMN-F	CHR	322 / 5.5	5.4	6.6	6.3	6.8	6.0	5886 / 15.9	15.9	18.0	J WJMN-F
4	WRKO	T	272 / 4.7	5.1	4.9	4.9	6.0	4.9	3817 / 10.3	9.9	11.7	H WRKO
5	WBCN-F	AOR	270 / 4.6	5.1	4.7	5.4	5.7	5.0	5955 / 16.1	15.7	16.7	K WBCN-F
6	WMJX-F	AC	266 / 4.6	5.8	6.1	5.5	6.8	5.5	4587 / 12.4	14.6	16.5	J WMJX-F
7	WZLX-F	CL AOR	252 / 4.3	4.2	2.8	3.2	3.3	3.6	4111 / 11.1	10.5	9.3	J WZLX-F
8	WODS-F	O	242 / 4.2	5.0	3.9	4.3	4.6	4.3	4473 / 12.1	13.0	14.6	J WODS-F
9	WCRB-F	CL	236 / 4.1	3.2	4.5	3.9	3.3	3.9	3964 / 10.7	9.8	10.8	G WCRB-F
10	WEEI	SPRTS	225 / 3.9	3.9	2.5	3.8	3.6	3.5	3766 / 10.2	10.7	11.3	J WEEI
11	WBMX-F	AC	219 / 3.8	4.1	4.4	4.1	4.8	4.1	5519 / 14.9	14.3	15.7	J WBMX-F
12	WAAF-F	AOR-NR	196 / 3.4	3.3	3.2	3.4	2.6	3.3	3255 / 8.8	8.6	7.0	H WAAF-F
13	WQXS-F	AC/CHR	174 / 3.0	2.5	1.9	2.3	2.6	2.4	3314 / 9.0	8.0	9.6	G WQXS-F
14	WKLB-F	C	165 / 2.8	3.2	3.0	3.5	2.7	3.1	2547 / 6.9	6.9	7.2	H WKLB-F
15	WROR-F	O	127 / 2.2	2.5	3.1	3.0	2.8	2.7	2721 / 7.4	7.8	8.0	H WROR-F
16	WSJZ-F	J	115 / 2.0	2.2	2.3	2.4	2.3	2.2	1893 / 5.1	5.1	5.5	F WSJZ-F
17	WBOS-F	AOR-P	106 / 1.8	2.4	1.5	1.7	2.0	1.9	3224 / 8.7	7.5	9.3	I WBOS-F
18	WPLM-F	SAC	89 / 1.5	1.4	1.7	0.6	0.6	1486 / 4.0	3.5	2.1	WPLM-F	
19	WAMG	SP-TP	74 / 1.3	1.0	1.1	0.4	0.8	0.9	559 / 1.5	1.3	1.6	WAMG
20	WFNX-F	AOR-NR	66 / 1.1	1.2	1.7	1.3	1.6	1.3	1821 / 4.9	5.3	6.1	D WFNX-F
21	WXLO-F	AC	58 / 1.0	1.0	1.2	1.0	0.6	1.1	1429 / 3.9	3.7	3.4	WXLO-F
22	WXKS	ST	57 / 1.0	1.5	1.8	1.6	2.3	1.5	819 / 2.2	3.1	4.0	B WXKS

12+ FM Share (Metro): 74.49% (3574 of 4798) (Summer 98: 73.43%)

Teens	18-34	18-49	25-49	25-54	35+	12+ AMD	12+ Mid	12+ PMD	12+ Eve	12+ Wknd
1 WJMN-F >	1 WXKS-F <	1 WXKS-F	1 WZLX-F <	1 WZLX-F <	1 WBZ >	1 WBZ >	1 WXKS-F <	1 WRKO <	1 WBZ	1 WBZ
2 WXKS-F >>	2 WBCN-F <	2 WBCN-F <	2 WXKS-F	2 WXKS-F <	2 WRKO	2 WBCN-F >	2 WBZ <	2 WXKS-F <	2 WEEI <	2 WJMN-F <
3 WAAF-F <	3 WJMN-F	3 WZLX-F <	3 WMJX-F	3 WMJX-F	3 WODS-F <	3 WXKS-F	3 WMJX-F <	3 WBZ <	3 WJMN-F >	3 WXKS-F
4 WBCN-F >>	4 WAAF-F	4 WJMN-F <	3 WBMX-F <	4 WBMX-F <	4 WCRB-F	4 WJMN-F	4 WODS-F <	4 WJMN-F	4 WXKS-F <	4 WZLX-F <
	5 WMJX-F <	5 WMJX-F <	5 WBCN-F <	5 WODS-F <	5 WEEI <	4 WBMX-F <	5 WZLX-F <	5 WZLX-F <	5 WMJX-F	5 WCRB-F
	6 WBMX-F	6 WBMX-F	6 WQXS-F	6 WBZ <	6 WZLX-F <	6 WZLX-F <	6 WRKO <	6 WMJX-F	6 WCRB-F	5 WRKO <
	7 WQXS-F <	7 WAAF-F <	7 WJMN-F <	7 WQXS-F <	7 WMJX-F	7 WMJX-F	7 WJMN-F <	6 WODS-F <	7 WAAF-F	7 WODS-F <
	8 WZLX-F >	8 WQXS-F	8 WBZ <	8 WBCN-F	8 WKLB-F	7 WRKO	8 WCRB-F	8 WBCN-F	8 WBCN-F <	8 WMJX-F <
		9 WBZ <	9 WODS-F <	9 WJMN-F <	9 WXKS-F	9 WODS-F	9 WBCN-F <	8 WBMX-F	9 WBMX-F <	9 WEEI <
		10 WEEI	10 WEEI	10 WEEI	9 WBMX-F	9 WCRB-F	10 WBMX-F <	10 WAAF-F <	10 WRKO <	10 WBCN-F <
		10 WODS-F		10 WCRB-F <	9 WROR-F					

Wom 18-24	Wom 18-34	Wom 25-34	Wom 18-49	Wom 25-54	Men 18-24	Men 18-34	Men 25-34	Men 18-49	Men 25-54	12+ Ovrnite
1 WJMN-F	1 WXKS-F	1 WXKS-F >	1 WXKS-F	1 WXKS-F	1 WBCN-F <	1 WBCN-F	1 WBCN-F	1 WBCN-F <	1 WZLX-F	1 WBZ >>>
2 WXKS-F >	2 WJMN-F	2 WBMX-F	2 WBMX-F <	2 WMJX-F	2 WAAF-F	2 WAAF-F >	2 WAAF-F	2 WZLX-F	2 WBCN-F <	2 WMJX-F
3 WMJX-F	3 WMJX-F	3 WQXS-F <	3 WJMN-F	2 WBMX-F	3 WJMN-F >	3 WJMN-F	3 WXKS-F <	3 WAAF-F	3 WEEI	3 WJMN-F <
4 WAAF-F <	3 WBMX-F	4 WMJX-F <	3 WMJX-F	4 WODS-F <	4 WXKS-F	4 WXKS-F	4 WZLX-F	4 WEEI <	4 WBZ <	4 WRKO
5 WBCN-F	5 WQXS-F	5 WJMN-F >	5 WQXS-F	5 WQXS-F	5 WHJY-F <	5 WZLX-F	5 WEEI	5 WJMN-F <	5 WMJX-F	5 WXKS-F <
6 WBMX-F >	6 WBCN-F <	6 WBOS-F	6 WODS-F	6 WBZ	6 WZLX-F	6 WEEI <	5 WMJX-F	6 WXKS-F	6 WXKS-F <	
7 WQXS-F >	7 WAAF-F	7 WZLX-F	7 WZLX-F <	6 WCRB-F <	7 WGIR-F	7 WMJX-F <	5 WAMG	7 WMJX-F	7 WAAF-F	
	8 WBOS-F	8 WKLB-F	8 WKLB-F	8 WJMN-F	8 WJMN-F	8 WAMG	8 WJMN-F <	8 WBZ <	7 WODS-F <	
	9 WZLX-F <	8 WCRB-F	8 WBCN-F	9 WZLX-F <	8 WBMX-F	9 WBMX-F	9 WBMX-F <	9 WBMX-F <	9 WQXS-F <	
	10 WKLB-F	8 WKLB-F	8 WBZ	10 WKLB-F <	10 WFNX-F <	10 WQXS-F	10 WQXS-F	10 WQXS-F	10 WBMX-F	
			8 WBOS-F <							

BOSTON

Other Rated Stations				Metro Share	Cume Rating	TSA AQH Cume	Consolidation Report			
Other Rated Stations--Outside Market				Metro Share	Cume Rating	TSA AQH Cume	12+	25-54	Revenue	
WATD-F	AC	95.9	Marshfield	0.4	0.9		AMFM (Pend. to Clear Channel)	12.4 %	10.0 %	16.5 %
WBOQ-F	CL	104.9	Gloucester	0.3	1.0		WJMN-FM, WXKS-AM, WXKS-FM			
WESX	ST	1230	Salem	0.3	0.8		CBS/Infinity	25.1 %	25.6 %	44.2 %
WEZE	REL	590	Boston	0.5	1.5		WBCN-FM, WBMX-FM, WBZ-AM, WODS-FM, WZLX-FM			
WHOB-F	CHR	106.3	Nashua, NH	0.5	1.7		Entercom	15.0 %	13.1 %	17.3 %
WILD	B	1090	Boston	0.8	2.1		WAAF-FM, WEEI-AM, WQSX-FM, WRKO-AM			
WROL	REL	950	Boston	0.4	1.6		Greater Media	13.4 %	16.9 %	18.6 %
WXRV-F	AOR-P	92.5	Haverhill	0.8	3.0		WBOS-FM, WKLB-FM, WMJX-FM, WROR-FM, WSJZ-FM			
							Mega	1.3 %	1.6 %	%
							WAMG-AM, WBPS-AM			
								67.2 %	67.2 %	96.6 %

AM Stations

WAMG	1150	5 kw (DA-2)	Hispanic-Tropical		\$ NA	Caballero	Mega	
WBZ	1030	50 kw (DA-1)	News/Talk	ABC, CBS, AP	\$327.00	Group W	CBS/Infinity	
WEEI	850	50 kw (DA-2)	Sports	CBS, Westwd	\$215.00	Eastman	Entercom	
WRKO	680	50 kw (DA-2)	Talk	ABC	\$180.00	Eastman	Entercom	
WXKS	1430	5 kw/1 kw (DA-N)	Standards/Biz	Westwd	\$50.00	Katz	AMFM	Everett

FM Stations

WAAF	107.3	18.5 kw @ 822	AOR-New Rock	Westwd	\$142.00	D&R	Entercom	Worcester
WBCN	104.1	20.9 kw @ 771	AOR	Westwd	\$350.00	CBS	CBS/Infinity	
WBMX	98.5	9 kw @ 1145	AC		\$235.00	Christal	CBS/Infinity	
WBOS	92.9	8.81 kw @ 1152	Progressive AOR		\$155.00	Mc-Guild	Greater Media	Brookline
WCRB	102.5	8.1 kw @ 1152	Classical		\$125.00	Allied	Charles River	Waltham
WFNX	101.7	1.65 kw @ 449	AOR-New Rock	Westwd	\$60.00	Allied		Lynn
WJMN	94.5	11.5 kw @ 1053	CHR		\$165.00	Katz	AMFM	
WKLB	99.5	32 kw @ 600	Country		\$100.00	Mc-Guild	Greater Media	
WMJX	106.7	21.4 kw @ 771	AC		\$251.00	Mc-Guild	Greater Media	
WODS	103.3	16 kw @ 887	Oldies	CBS	\$200.00	CBS	CBS/Infinity	
WPLM	99.1	50 kw @ 430	Soft AC	Westwd	\$ NA	K&P		Plymouth
WQSX	93.7	34 kw @ 587	AC/CHR		\$ NA	Christal	Entercom	Lawrence
WROR	105.7	8.5 kw @ 1145	Oldies		\$ NA	Mc-Guild	Greater Media	Framingham
WSJZ	96.9	9 kw @ 1152	Jazz		\$150.00	Mc-Guild	Greater Media	
WXKS	107.9	20.5 kw @ 771	CHR/AC		\$310.00	Katz	AMFM	Medford
WZLX	100.7	21.4 kw @ 771	Classic AOR	Westwd	\$260.00	Infinity	CBS/Infinity	

Notes: WXLO-F - See Worcester in the Spring 99 American Radio . . . WROR-F reclassified from AC to Oldies based on audience analysis and M Street description . . . 8/99 WSJZ-F added Imus; announced plans to change to Talk near or at the end of the Summer survey . . . 9/99 WSJZ-F completed its transition to Talk and changed calls to WTKK-F . . . 10/99 AMFM and Clear Channel announced plans to merge . . . 11/99 WROR-F changed from Oldies to Classic Hits

BUFFALO

Arbitron Rank	43 Pop (12+)	972,800	Stations	27 / 24	Last Year's Revenue:	\$49,000,000
MSA Rank:		46	Diaries:	2,441 / 399:1 / 55.0%	Household Income:	\$41,960
MSA Pop:		1,160,000	Sample Target:	2,420	Total Retail Sales:	\$10.2 Bil.
DMA:		42	% Below Line:	3.0	#1 Biller:	WBEN \$6,900,000
Average Persons Rating:		16.7	% Not Listed:	10.7	#1 Billing Portfolio	
Market TSL in Hours		21.75	Pop per Station:	40,533	Entercom (pending)	\$19,030,000

12+ Metro	Format	Summer 99 1/4 Share	Spq 99	Wln 99	Fall 98	Sum 98	4-Book Avg	12+ Metro Cume / Rtg.	Spq 99	Sum 98	12+ TSA AQH / Cume	Revenue Level	
1	WGRF-F	151 / 9.3	6.8	7.7	7.7	8.5	7.9	2084 / 21.4	16.7	20.0		G	WGRF-F
2	WYRK-F	142 / 8.7	9.6	8.2	9.9	8.7	9.1	1784 / 18.3	17.1	18.5		F	WYRK-F
3	WKSE-F	138 / 8.5	8.1	7.3	7.0	7.0	7.7	2341 / 24.1	23.8	23.5		F	WKSE-F
4	WBLK-F	125 / 7.7	7.6	7.5	7.9	8.0	7.7	1344 / 13.8	13.0	14.3		E	WBLK-F
5	WBEN	114 / 7.0	7.7	7.6	7.9	7.1	7.6	1658 / 17.0	18.6	19.6		G	WBEN
6	WHTT-F	107 / 6.6	8.2	5.9	6.2	6.8	6.7	1782 / 18.3	26.0	18.9		G	WHTT-F
7	WJYE-F	99 / 6.1	8.2	8.5	7.5	7.2	7.6	1535 / 15.8	17.0	18.8		F	WJYE-F
8	WEDG-F	85 / 5.2	4.1	4.3	4.5	4.8	4.5	1550 / 15.9	14.7	15.2		E	WEDG-F
9	WECK	78 / 4.8	4.9	5.8	5.2	6.8	5.2	1024 / 10.5	10.7	13.2		A	WECK
10	WMJQ-F	72 / 4.4	4.9	5.6	4.8	5.0	4.9	1381 / 14.2	14.4	15.7		F	WMJQ-F
11	WGR	68 / 4.2	5.2	5.9	5.3	4.7	5.1	1329 / 13.7	15.4	15.5		D	WGR
12	WBUF-F	63 / 3.9	3.3	3.2	3.3	3.4	3.4	1254 / 12.9	15.3	16.9		C	WBUF-F
13	CKEY-F	31 / 1.9	1.2	1.4	1.5	1.3	1.5	838 / 8.6	6.7	7.5			CKEY-F
14	CILQ-F	25 / 1.5	0.8	0.9	1.0	1.3	1.1	431 / 4.4	3.4	4.6			CILQ-F
15	WWWS	23 / 1.4	1.7	1.5	1.3	1.6	1.5	346 / 3.6	3.1	3.3		A	WWWS
16	WNUC-F	22 / 1.4	1.7	1.4	1.6	1.4	1.5	586 / 6.0	6.5	7.4		B	WNUC-F
17	CHTZ-F	20 / 1.2	1.3	1.3	1.2	1.0	1.3	430 / 4.4	4.1	3.8			CHTZ-F

12+ FM Share (Metro): 76.45% (1110 of 1452) (Summer 98: 73.69%)

Teens	18-34	18-49	25-49	25-54	35+	12+ AMD	12+ Mid	12+ PMD	12+ Eve	12+ Wknd
1 WKSE-F >>	1 WGRF-F <	1 WGRF-F >	1 WGRF-F >	1 WGRF-F >	1 WYRK-F <	1 WBEN	1 WGRF-F	1 WGRF-F <	1 WBLK-F	1 WYRK-F <
2 WBLK-F >>	2 WKSE-F <	2 WKSE-F <	2 WYRK-F	2 WYRK-F	2 WBEN	2 WYRK-F <	2 WYRK-F	2 WKSE-F <	2 WKSE-F >	2 WGRF-F <
3 WEDG-F >	3 WBLK-F <	3 WBLK-F	3 WKSE-F <	3 WHTT-F <	3 WHTT-F	3 WGRF-F <	3 WKSE-F <	3 WYRK-F <	3 WGRF-F	3 WBLK-F <
4 WGRF-F >	4 WEDG-F >	4 WYRK-F	4 WBLK-F	4 WJYE-F <	4 WJYE-F <	4 WKSE-F	4 WJYE-F <	4 WBLK-F <	4 WYRK-F	4 WKSE-F
5 WYRK-F	5 WYRK-F	5 WEDG-F	5 WJYE-F <	5 WKSE-F <	5 WGRF-F <	5 WGR <	5 WBEN <	5 WHTT-F	5 WHTT-F <	5 WHTT-F
6 WMJQ-F <	6 WMJQ-F <	6 WEDG-F <	6 WBLK-F	6 WBLK-F	6 WECK	6 WJYE-F <	6 WHTT-F <	6 WBEN	6 WEDG-F	6 WJYE-F <
7 WBUF-F	7 WJYE-F	7 WBUF-F	7 WBUF-F	7 WBUF-F <	7 WGR	7 WBLK-F <	7 WBLK-F	7 WJYE-F	7 WGR <	7 WECK
	7 WBUF-F	7 WHTT-F	8 WMJQ-F <	8 WMJQ-F	8 WHTT-F <	8 WHTT-F <	8 WMJQ-F <	8 WEDG-F <	8 WBUF-F <	8 WEDG-F <
	7 WHTT-F >	7 WMJQ-F >	9 WEDG-F	8 WBLK-F	9 WEDG-F	9 WEDG-F	9 WEDG-F <	9 WMJQ-F <	9 WJYE-F <	9 WBEN <
										10 WECK

Wom 18-24	Wom 18-34	Wom 25-34	Wom 18-49	Wom 25-54	Men 18-24	Men 18-34	Men 25-34	Men 18-49	Men 25-54	12+ Ovrnite
1 WKSE-F >	1 WKSE-F	1 WKSE-F	1 WKSE-F	1 WYRK-F	1 WEDG-F	1 WGRF-F	1 WGRF-F >	1 WGRF-F >	1 WGRF-F >>	1 WBLK-F
2 WBLK-F >>	2 WBLK-F >	2 WYRK-F	2 WYRK-F	2 WYRK-F	2 WBLK-F	2 WEDG-F >	2 WEDG-F >>	2 WEDG-F	2 WEDG-F	2 WBEN <
3 WYRK-F	3 WYRK-F	3 WGRF-F	3 WBLK-F	3 WKSE-F	3 WGRF-F	3 WBLK-F	3 WKSE-F	3 WBLK-F	3 WYRK-F <	3 WYRK-F <
4 WEDG-F	4 WMJQ-F <	3 WYRK-F <	4 WJYE-F <	4 WBLK-F	4 WKSE-F >>>	4 WKSE-F >	3 WBLK-F	4 WKSE-F	4 WHTT-F	4 WGR
5 WHTT-F	5 WGRF-F	5 WMJQ-F <	5 WMJQ-F <	4 WHTT-F <		5 CILQ-F <	5 CKEY-F	5 WYRK-F	5 WBLK-F	5 WKSE-F
5 WMJQ-F	6 WBUF-F <	6 WBUF-F <	6 WGRF-F	6 WGRF-F			5 CILQ-F	6 WBUF-F <	6 WBUF-F <	6 WJYE-F <
	7 WJYE-F <	7 WJYE-F >	7 WHTT-F	6 WMJQ-F <				7 WHTT-F	7 WGR <	7 WGR <
			7 WBUF-F >						8 WMJQ-F	8 WBEN
									8 WBEN	8 WKSE-F

Other Rated Stations				Metro Share	Cume Rating	TSA AQH Cume	Other Rated Stations--Outside Market				Metro Share	Cume Rating	TSA AQH Cume
CFNY-F	AOR-NR	102.1	Toronto, ON	0.7	3.3		CHFI-F	AC/CHR	98.1	Toronto, ON	0.3	1.4	
WDCX-F	REL	99.5	Buffalo	0.8	2.2								
WLHD	VA	1270	Niagara Falls	0.3	1.5								
WJL	O	1440	Niagara Falls	0.4	1.1								
WLVL	T	1340	Lockport	0.5	1.5								
WMNY	B/G	1120	Buffalo	0.6	0.8								
WUFO	B/G	1080	Amherst	0.3	0.9								
WWKB	SPRTS	1520	Buffalo	0.9	3.3								
WXRL	C	1300	Lancaster	0.6	2.0								

BUFFALO

Consolidation Report	12+	25-54	Revenue
CBS/Infinity WBLK-FM, WBUF-FM, WECK-AM, WJYE-FM, WYRK-FM	31.2 %	29.9 %	31.1 %
Citadel, pend. WEDG-FM, WGRF-FM, WHLD-AM, WHTT-FM, WMNY-AM	22.0 %	26.7 %	28.2 %
Entercom, pend. WBEN-AM, WGR-AM, WKSE-FM, WMJQ-FM, WWKB-AM, WWWS-AM	26.4 %	23.1 %	38.8 %
	79.6 %	79.7 %	98.1 %

AM Stations

Station	Power	Frequency	Service	Company	Revenue	Partner	Location
WBEN	930	5 kw (DA-N)	Full Service/Talk	CBS, Westwd	\$100.00	Allied	Entercom, pend.
WECK	1230	1 kw	Standards	Westwd	\$<20.00	Christal	CBS/Infinity Cheektowaga
WGR	550	5 kw (DA-N)	Talk	ABC, ESPN	\$49.00	Allied	Entercom, pend.
WWWS	1400	1 kw	Black Oldies	ABC	\$ NA	D&R	Entercom, pend.

FM Stations

Station	Power	Frequency	Service	Company	Revenue	Partner	Location
CHTZ	97.7	50 kw @ 492	AOR		\$ NA	Integrated	Standard St. Catharines, ON
CILQ	107.1	40 kw @ 1381	AOR		\$ NA	Canadian	Shaw Toronto, ON
CKEY	101.1	26 kw @ 400	Progressive AOR		\$ NA	---	LMA by Mercury Ft. Erie, ON
WBLK	93.7	50 kw @ 400	Black	CBS	\$57.00	Katz	CBS/Infinity Depew
WBUF	92.9	91 kw @ 580	Black Oldies		\$ NA	Christal	CBS/Infinity
WEDG	103.3	49 kw @ 340	AOR-New Rock		\$64.00	Interop	Citadel, pend.
WGRF	96.9	24 kw @ 712	AOR/Classic AOR		\$79.00	Interop	Citadel, pend.
WHTT	104.1	50 kw @ 390	Oldies	Westwd	\$85.00	Allied	Citadel, pend.
WJYE	96.1	47 kw @ 505	Soft AC		\$84.00	Christal	CBS/Infinity
WKSE	98.5	46 kw @ 420	CHR		\$77.00	D&R	Entercom, pend. Niagara Falls
WMJQ	102.5	110 kw @ 1340	AC/CHR		\$70.00	D&R	Entercom, pend.
WNUC	107.7	12 kw @ 800	Country	Westwd	\$25.00	---	Wethersfield
WYRK	106.5	50 kw @ 466	Country		\$90.00	Christal	CBS/Infinity

Notes: 8/99 WLCE-F changed calls (back) to WBUF-F . . . 9/99 WHLD (1270) sold to Mercury for \$535,000 . . . 10/99 Mercury (Broadcasting Partners/Veronis, Suhler & Assoc.) sold WEDG-F, WGRF-F, WHTT-F, WMNY and WHLD to Citadel as part of a \$190,000,000 group transaction

CHARLESTON, SC

Arbitron Rank · 104 Pop (12+)	386,600	Stations	25 / 24	Last Year's Revenue:	\$17,800,000
MSA Rank:	103	Diaries:	983 / 393:1 / 46.8%	Household Income:	\$38,915
MSA Pop:	483,000	Sample Target:	1,040	Total Retail Sales:	\$4.8 Bil.
DMA:	120	% Below Line:	0.8	#1 Biller:	WEZL-F \$3,250,000
Average Persons Rating:	15.8	% Not Listed:	9.5	#1 Billing Portfolio	
Market TSL in Hours	20.75	Pop per Station:	16,108		Citadel \$8,590,000

12+ Metro	Format	Summer 99 1/4 Share	Spg 99	Win 99	Fall 98	Sum 98	4-Book Avg	12+ Metro Cume / Rtg.	Spg 99	Sum 98	12+ TSA AQH / Cume	Revenue Level	
1	WWWZ-F	B	79 / 13.0	11.9	11.9	11.0	12.9	11.9	861 / 22.3	20.1	23.1	D	WWWZ-F
2	WXLY-F	O	53 / 8.7	7.6	5.2	7.1	5.8	7.2	754 / 19.5	16.8	15.8	C	WXLY-F
3	WSSX-F	CHR/AC	40 / 6.6	4.8	5.0	6.4	6.5	5.7	782 / 20.2	19.5	21.9	C	WSSX-F
4	WEZL-F	C	34 / 5.6	7.6	10.8	8.5	8.7	8.1	603 / 15.6	17.9	18.3	E	WEZL-F
5	WAVF-F	AOR	32 / 5.3	3.6	5.3	5.4	5.7	4.9	691 / 17.9	13.1	15.8	C	WAVF-F
6	WSUY-F	SAC	28 / 4.6	6.5	3.9	4.2	3.9	4.8	463 / 12.0	12.4	9.9	C	WSUY-F
6	WCOO-F	B/O	28 / 4.6	3.7	2.9	1.7	1.4	3.2	464 / 12.0	9.1	5.3		WCOO-F
8	WSSP-F	CHR/B	27 / 4.4	6.2	3.5	3.1	2.5	4.3	604 / 15.6	16.7	6.1		WSSP-F
8	WMGL-F	B/AC	27 / 4.4	4.8	4.8	3.7	5.0	4.4	363 / 9.4	8.8	11.2	B	WMGL-F
10	WXTC	B/G	23 / 3.8	4.0	4.7	3.4	3.1	4.0	238 / 6.2	6.2	5.3		WXTC
10	WTMA	N/T	23 / 3.8	3.7	3.7	3.9	5.8	3.8	312 / 8.1	9.3	12.8	C*	WTMA
12	WNKT-F	C	21 / 3.4	3.9	4.5	5.6	2.8	4.4	422 / 10.9	12.6	10.5	B	WNKT-F
13	WALC-F	AC-NR	20 / 3.3	3.3	4.5	4.8	5.3	4.0	552 / 14.3	14.4	16.4	B	WALC-F
14	WSCC	T/N	17 / 2.8	0.8		2.0	1.9		239 / 6.2	1.7	4.2		WSCC
15	WTMZ	ST	16 / 2.6	0.5		0.3			170 / 4.4	1.9			WTMZ
15	WRFQ-F	CL HITS	16 / 2.6	4.3	3.7	3.9	4.2	3.6	458 / 11.8	13.1	11.8	C	WRFQ-F
17	WYBB-F	CL AOR	13 / 2.1	2.8	2.9	3.9	2.7	2.9	364 / 9.4	9.0	10.4	B	WYBB-F
18	WJNI-F	B/G	12 / 2.0	3.1	1.9	2.0	2.0	2.2	156 / 4.0	5.6	5.2		WJNI-F
19	WPAL-F	B	11 / 1.8	1.2	1.0	1.4	1.7	1.4	216 / 5.6	3.5	7.9	A	WPAL-F

12+ FM Share (Metro): 83.30% (459 of 551) (Summer 98: 84.55%)

Teens	18-34	18-49	25-49	25-54	35+	12+ AMD	12+ Mid	12+ PMD	12+ Eve	12+ Wknd
1 WWWZ-F >>>	1 WWWZ-F >	1 WWWZ-F >>	1 WWWZ-F	1 WXLY-F	1 WXLY-F >	1 WWWZ-F	1 WXLY-F <	1 WWWZ-F	1 WWWZ-F >>>	1 WWWZ-F >
2 WSSX-F	2 WSSX-F <	2 WSSX-F	2 WXLY-F	2 WWWZ-F	2 WWWZ-F <	2 WAVF-F >	2 WWWZ-F >	2 WXLY-F	2 WSSP-F	2 WXLY-F >
2 WSSP-F >>>	3 WAVF-F >	2 WXLY-F	3 WSSX-F	3 WSSX-F <	3 WMGL-F <	3 WEZL-F <	3 WSSX-F	3 WSSX-F >	3 WXLY-F <	3 WSSX-F
	4 WEZL-F	4 WAVF-F	4 WCOO-F <	4 WCOO-F <	4 WTMA <	4 WXLY-F <	4 WEZL-F	4 WEZL-F <	4 WMGL-F	3 WSSP-F
	5 WALC-F	5 WCOO-F <	5 WMGL-F <	5 WEZL-F <	5 WEZL-F	5 WSSX-F <	4 WSUY-F	5 WSUY-F	4 WSSX-F <	5 WCOO-F <
	5 WSSP-F <	6 WEZL-F	6 WAVF-F <	6 WMGL-F <	5 WSUY-F	6 WMGL-F <	6 WSCC <	6 WCOO-F	6 WSUY-F <	6 WEZL-F <
	7 WCOO-F	6 WMGL-F	7 WEZL-F <	7 WAVF-F	7 WCOO-F	7 WTMA	7 WCOO-F	7 WALC-F <	7 WAVF-F	7 WXTC
	7 WXLY-F	6 WSUY-F	8 WSUY-F	7 WSUY-F	7 WXTC <	8 WXTC	8 WAVF-F <	8 WMGL-F	8 WCOO-F	8 WMGL-F <
		9 WSSP-F	9 WXTC	9 WXTC <	9 WTMZ	8 WRFQ-F <	9 WTMA <	8 WSSP-F	9 WXTC	9 WAVF-F <
			10 WALC-F	9 WNKT-F	10 WNKT-F	10 WCOO-F	10 WALC-F <	10 WAVF-F	9 WEZL-F	10 WSUY-F <
				9 WALC-F	10 WALC-F <					

Wom 18-24	Wom 18-34	Wom 25-34	Wom 18-49	Wom 25-54	Men 18-24	Men 18-34	Men 25-34	Men 18-49	Men 25-54	12+ Ovrnite
1 WWWZ-F >>>	1 WWWZ-F >	1 WSSX-F >	1 WWWZ-F	1 WXLY-F <	1 WWWZ-F >	1 WWWZ-F	1 WAVF-F	1 WWWZ-F >	1 WXLY-F <	1 WWWZ-F >>>
2 WSUY-F >	2 WSSX-F >	2 WWWZ-F	2 WSSX-F	2 WSSX-F	2 WAVF-F >	2 WAVF-F >	1 WWWZ-F	2 WAVF-F	2 WWWZ-F >	2 WEZL-F
3 WSSX-F	3 WEZL-F	3 WSUY-F	3 WSUY-F	3 WSUY-F	3 WSSP-F	3 WSSX-F	3 WXLY-F	3 WXLY-F	3 WAVF-F	3 WAVF-F
3 WAVF-F	4 WSUY-F	4 WJNI-F	4 WXLY-F	4 WCOO-F	4 WSSX-F	4 WXLY-F	4 WSSX-F	4 WSSX-F	4 WCOO-F	3 WXLY-F
3 WALC-F	5 WAVF-F	5 WALC-F >	5 WCOO-F <	4 WWWZ-F <	5 WRFQ-F	5 WCOO-F	4 WCOO-F	4 WMGL-F <	4 WEZL-F	
3 WSSP-F >	5 WALC-F	6 WAVF-F	6 WEZL-F	6 WEZL-F <	5 WMDM-F >	5 WSSP-F	4 WALC-F	6 WCOO-F	4 WMGL-F <	
	5 WSSP-F	6 WCOO-F	7 WMGL-F	7 WXTC		7 WRFQ-F	7 WEZL-F	6 WRFQ-F <	7 WTMA	
		6 WSSP-F	7 WALC-F	8 WMGL-F		7 WALC-F	8 WYBB-F	8 WYBB-F	8 WYBB-F	
		6 WSUY-F >	7 WSSP-F	9 WNKT-F			8 WXTC	8 WEZL-F	9 WSSX-F	
			7 WXTC				8 WRFQ-F >	10 WSSP-F	9 WRFQ-F	

Other Rated Stations				Metro Share	Cume Rating	TSA AQH Cume	Other Rated Stations--Outside Market				Metro Share	Cume Rating	TSA AQH Cume
WQIZ	B/G	810	St. George	0.7	1.2	WWDM-F	B	101.3	Sumter	0.8	3.0		
WQSC	SPRTS	1450	Charleston	0.8	3.1								
WTUA-F	B/G	106.1	Saint Stephen	1.0	1.5								
WWBZ-F	AC	98.9	McClellan	1.1	3.8								
WZJY	B/G	1480	Mount Pleasant	0.7	1.8								

CHARLESTON, SC

Consolidation Report	12+	25-54	Revenue
Citadel	42.2 %	39.4 %	48.3 %
WMGL-FM, WNKT-FM, WSSX-FM, WSUY-FM, WTMA-AM, WTMZ-AM, WWWZ-FM, WXTC-AM			
Clear Channel	23.0 %	26.2 %	41.5 %
WALC-FM, WEZL-FM, WRFQ-FM, WSCC-AM, WXLY-FM			
LM	6.7 %	9.3 %	4.0 %
WCOO-FM, WYBB-FM			
Local	0.8 %	1.1 %	%
WQNT-AM, WQSC-AM			
	72.7 %	76.0 %	93.8 %

AM Stations

Station	Power	Time	Genre	Owner	Advertiser	Agency	Market
WSCC	730	1 kw/0.103 kw	Talk/ News	ABC	Katz	Clear Channel	
WTMA	1250	5 kw/1 kw (DA-N)	News/Talk	Westwd, CBS	\$36.00	Katz	Citadel
WTMZ	910	0.5 kw (DA-N)	Standards	Jones	\$ NA	Katz	Citadel
WXTC	1390	5 kw (DA-2)	Black Gospel		\$ NA	D&R	Citadel

FM Stations

Station	Power	Time	Genre	Owner	Advertiser	Agency	Market
WALC	100.5	18 kw @ 394	Modern AC		\$28.00	Katz	Clear Channel
WAVF	96.1	100 kw @ 538	AOR		\$50.00	Christal	
WCOO	105.3	13.5 kw @ 446	Black Oldies		\$ NA	Eastman	LM Moncks Corner
WEZL	103.5	100 kw @ 661	Country	Westwd	\$64.00	Katz	Clear Channel
WJNI	106.3	3 kw @ 328	Black Gospel		\$ NA	--	Ladson
WMGL	101.7	7 kw @ 423	Black AC	ABC	\$22.00	D&R	Citadel Ravenal
WNKT	107.5	100 kw @ 984	Country		\$39.00	Allied	Citadel St. George
WPAL	100.9	25 kw @ 328	Black		\$ NA	Unirep	Walterboro
WRFQ	104.5	28 kw @ 656	Classic Hits		\$17.00	Katz	Clear Channel Mt. Pleasant
WSSP	94.3	3 kw @ 480	Dance CHR	Westwd, CNN	\$<20.00	--	Concord Goose Creek
WSSX	95.1	100 kw @ 1000	CHR/AC		\$35.00	Mc-Guild	Citadel
WSUY	96.9	100 kw @ 1770	Soft AC		\$<20.00	Mc-Guild	Citadel
WWWZ	93.3	50 kw @ 492	Black	AURN, ABC	\$44.00	D&R	Citadel Summerville
WXLY	102.5	100 kw @ 1000	Oldies	Westwd	\$26.00	Banner	Clear Channel
WYBB	98.1	50 kw @ 479	Classic AOR	Westwd	\$21.00	Eastman	LM Folly Beach

Notes: * WTMA revenue level includes revenue of WTMZ . . . 8/99 WTMZ changed from CNN News to Standards (Jones) . . . 10/99 WZJY (1480; Mt. Pleasant) sold for \$188,900

CHARLOTTE

Arbitron Rank 37 **Pop (12+)** 1,160,700
MSA Rank: 42
MSA Pop: 1,400,000
DMA: 28
Average Persons Rating: 15.0
Market TSL in Hours 19.75

Stations 24 / 20
Diaries: 2,154 / 539:1 / 47.5%
Sample Target: 2,230
% Below Line: 2.0
% Not Listed: 16.6
Pop per Station: 58,035

Last Year's Revenue: \$92,400,000
Household Income: \$46,100
Total Retail Sales: \$14.0 Bil.
#1 Biller: WBT-AF \$12,060,000
#1 Billing Portfolio
 CBS/Infinity \$34,167,000

12+ Metro	Format	Summer 99 1/4 Share	Spg 99	Win 99	Fall 98	Sum 98	4-Book Avg	12+ Metro Cume / Rtg.	Spg 99	Sum 98	12+ TSA AQH / Cume	Revenue Level	
1	WPEG-F	B	159 / 9.1	8.9	8.5	11.0	10.5	9.4	2080 / 17.9	17.5	18.8	H	WPEG-F
2	WNKS-F	CHR	154 / 8.8	8.0	6.9	7.8	6.3	7.9	2686 / 23.1	21.3	19.2	G	WNKS-F
3	WBAV-F	B/AC	110 / 6.3	4.8	6.0	5.2	5.2	5.6	1356 / 11.7	10.0	10.2	F	WBAV-F
4	WSOC-F	C	106 / 6.1	5.4	5.2	6.7	5.9	5.8	1719 / 14.8	13.8	15.3	H	WSOC-F
4	WRFX-F	AOR	106 / 6.1	5.0	6.2	6.0	7.1	5.8	1616 / 13.9	13.6	16.4	I	WRFX-F
6	WLYT-F	SAC	104 / 6.0	7.9	6.5	6.0	5.5	6.6	1584 / 13.6	15.4	13.3	H	WLYT-F
7	WWMG-F	O	101 / 5.8	6.3	5.6	5.4	5.7	5.8	1651 / 14.2	14.2	13.8	G	WWMG-F
8	WKKT-F	C	98 / 5.6	5.7	5.1	6.0	5.5	5.6	1705 / 14.7	14.7	13.3	G	WKKT-F
9	WBT-AF	FS	95 / 5.5	7.0	6.3	6.1	6.8	6.2	1488 / 12.8	14.5	12.9	I	WBT-AF
10	WLNK-F	AC-NR	68 / 3.9	3.8	4.1	4.3	3.4	4.0	1640 / 14.1	14.4	14.3	G	WLNK-F
11	WEND-F	AOR-NR	57 / 3.3	3.2	3.0	2.9	3.3	3.1	1139 / 9.8	11.7	10.7	D	WEND-F
12	WNMX-F	ST	51 / 2.9	2.3	2.7	2.4	2.1	2.6	592 / 5.1	4.3	5.5	B	WNMX-F
12	WSSS-F	CL HITS	51 / 2.9	2.6	3.7	3.6	3.9	3.2	1184 / 10.2	8.9	10.5	G	WSSS-F
12	WCCJ-F	B/O	51 / 2.9	2.3	2.8	2.0	1.7	2.5	781 / 6.7	5.5	4.9	C	WCCJ-F
15	WXRC-F	AOR	47 / 2.7	3.2	2.6	2.6	2.9	2.8	937 / 8.1	9.1	8.1	C	WXRC-F
16	WFNZ	SPRTS	22 / 1.3	1.4	1.1	1.3	1.6	1.3	413 / 3.6	3.3	3.9	B	WFNZ
17	WGIV	B/G	20 / 1.1	1.2	1.4	1.3	0.9	1.3	292 / 2.5	1.7	2.4	A	WGIV

12+ FM Share (Metro): 89.68% (1303 of 1453) (Summer 98: 86.78%)

Teens	18-34	18-49	25-49	25-54	35+	12+ AMD	12+ Mid	12+ PMD	12+ Eve	12+ Wknd
1 WPEG-F	1 WPEG-F	1 WNKS-F <	1 WNKS-F <	1 WNKS-F <	1 WWMG-F <	1 WRFX-F <	1 WNKS-F <	1 WNKS-F <	1 WPEG-F >	1 WPEG-F
2 WNKS-F >>>	2 WNKS-F >	2 WPEG-F	2 WRFX-F	2 WRFX-F <	2 WBT-AF	2 WNKS-F	2 WPEG-F <	2 WPEG-F >	2 WNKS-F	2 WNKS-F
3 WEND-F	3 WRFX-F	3 WRFX-F	3 WBAV-F	3 WBAV-F	3 WLYT-F <	3 WPEG-F <	3 WWMG-F	3 WSOC-F <	2 WBAV-F	3 WBAV-F <
3 WRFX-F	4 WKKT-F <	4 WBAV-F	3 WPEG-F	4 WLYT-F	4 WBAV-F <	4 WBT-AF <	3 WRFX-F <	4 WBAV-F <	4 WLYT-F	4 WSOC-F <
	5 WEND-F <	5 WKKT-F <	5 WLYT-F <	4 WPEG-F <	5 WSOC-F	5 WLNK-F	5 WBT-AF <	5 WWMG-F <	5 WKKT-F <	5 WWMG-F
	6 WLNK-F <	6 WLYT-F	6 WKKT-F	6 WWMG-F	6 WRFX-F <	5 WBAV-F	6 WSOC-F <	6 WLYT-F <	6 WSOC-F	6 WLYT-F <
	7 WXRC-F <	7 WLNK-F <	7 WLNK-F	7 WKKT-F	7 WKKT-F	7 WKKT-F	7 WLYT-F	7 WKKT-F	7 WBT-AF	7 WKKT-F
	8 WBAV-F <	8 WWMG-F <	7 WWMG-F	8 WLNK-F	8 WNKS-F <	7 WLYT-F	8 WKKT-F	8 WRFX-F	8 WCCJ-F	8 WBT-AF <
	9 WSOC-F	9 WSOC-F <	9 WSSS-F <	9 WSOC-F <	9 WNMX-F	9 WSOC-F <	9 WBAV-F	9 WBT-AF <	8 WEND-F <	9 WRFX-F
		10 WEND-F <	10 WSOC-F <	10 WSSS-F <		10 WWMG-F	10 WSSS-F <	10 WEND-F	10 WWMG-F <	10 WCCJ-F

Wom 18-24	Wom 18-34	Wom 25-34	Wom 18-49	Wom 25-54	Men 18-24	Men 18-34	Men 25-34	Men 18-49	Men 25-54	12+ Ovrite
1 WPEG-F	1 WNKS-F	1 WNKS-F >	1 WNKS-F >	1 WNKS-F <	1 WPEG-F	1 WPEG-F >	1 WPEG-F	1 WRFX-F <	1 WRFX-F >	1 WPEG-F
2 WNKS-F >>	2 WPEG-F >	2 WKKT-F <	2 WLYT-F <	2 WLYT-F	2 WNKS-F >	2 WRFX-F	2 WRFX-F	2 WPEG-F >	2 WPEG-F	2 WKKT-F <
3 WEND-F	3 WKKT-F	3 WLNK-F	3 WBAV-F	3 WBAV-F	3 WRFX-F >	3 WNKS-F	3 WXRC-F >	3 WNKS-F	3 WBAV-F <	3 WBT-AF
4 WSOC-F	4 WLNK-F	3 WLYT-F	3 WPEG-F	4 WWMG-F	4 WEND-F >	4 WXRC-F	4 WEND-F <	4 WXRC-F	4 WXRC-F <	4 WSOC-F
5 WKKT-F	4 WBAV-F <	3 WPEG-F <	5 WKKT-F	5 WKKT-F	5 WKKT-F	5 WEND-F	5 WNKS-F	4 WBAV-F <	5 WNKS-F	
5 WBAV-F	6 WLYT-F <	6 WBAV-F	6 WWMG-F	6 WLNK-F	5 WSOC-F	6 WKKT-F	5 WKKT-F	6 WEND-F	6 WWMG-F <	
7 WLNK-F	7 WSOC-F <	7 WSOC-F	7 WLNK-F <	7 WSOC-F <		7 WLNK-F	5 WLNK-F >	7 WKKT-F	7 WEND-F	
	8 WEND-F >		8 WSOC-F	8 WPEG-F				8 WSSS-F <	7 WKKT-F <	
			9 WSSS-F <	9 WSSS-F				9 WLNK-F <	9 WLNK-F <	
			10 WRFX-F					10 WSOC-F	10 WSSS-F <	

Other Rated Stations	Metro Share	Cume Rating	TSA AQH Cume	Other Rated Stations--Outside Market	Metro Share	Cume Rating	TSA AQH Cume
WIXE C	1190	Monroe, NC	0.4 0.5	WFMX-F C	105.7	Statesville	0.4 2.4
WNOV SP-VA	1030	Mint Hill, NC	0.6 0.8	WMIT-F REL	106.9	Black Mountain	0.8 3.7
				WSPA-F SAC	98.9	Spartanburg, SC	0.3 1.3
				WWGL-F REL-CC	94.1	Lexington	0.5 2.0

CHARLOTTE

Consolidation Report	12+	25-54	Revenue
AMFM (Pend. to Clear Channel) WKKT-FM, WLYT-FM, WRFX-FM	17.7 %	20.9 %	29.5 %
CBS/Infinity WBAV-FM, WFNZ-AM, WGIV-AM, WNKS-FM, WPEG-FM, WSOC-FM, WSSS-FM	35.6 %	34.4 %	37.0 %
Dalton WEND-FM, WWMG-FM	9.1 %	9.8 %	9.7 %
Jefferson-Pilot WBT-AM, WBT-FM, WLNK-FM	9.4 %	8.4 %	19.7 %
	71.8 %	73.5 %	95.9 %

AM Stations

Station	Freq	Power	Service	Station	Revenue	Station	Station
WBT	1110	50 kw (DA-N)	Full Service	CBS	\$119.00	CBS	Jefferson-Pilot
WFNZ	610	5 kw/1 kw (DA-2)	Sports	CBS, Westwd, 1/1	\$ NA	Eastman	CBS/Infinity
WGIV	1600	1 kw (DA-N)	Black Gospel	ABC	\$ NA	--	CBS/Infinity

FM Stations

Station	Freq	Power	Service	Station	Revenue	Station	Station	Station
WBAV	101.9	100 kw @ 988	Black AC	ABC	\$49.00	Katz	CBS/Infinity	
WBT	99.3	7.6 kw @ 604	Simul. WBT					Chester, SC
WCCJ	92.7	6 kw @ 328	Black Oldies		\$ NA	Allied	Davis	Harrisburg
WEND	106.5	65 kw @ 1046	AOR-New Rock		\$53.00	Mc-Guild	Dalton	Salisbury
WKKT	96.9	100 kw @ 1548	Country		\$95.00	D&R	AMFM	Statesville
WLNK	107.9	100 kw @ 1694	Modern AC		\$80.00	CBS	Jefferson-Pilot	
WLYT	102.9	31 kw @ 1535	Soft AC	AMFM	\$100.00	Sentry	AMFM	Hickory
WNKS	95.1	100 kw @ 1542	CHR		\$60.00	Katz	CBS/Infinity	
WNMX	106.1	20 kw @ 364	Standards	ABC	\$25.00	Roslin	GHB	Waxhaw, SC
WPEG	97.9	95 kw @ 1610	Black	CBS, Westwd, ABC	\$155.00	Christal	CBS/Infinity	Concord
WRFX	99.7	84 kw @ 1056	AOR		\$177.00	Eastman	AMFM	Kannapolis
WSOC	103.7	100 kw @ 1059	Country		\$175.00	Katz	CBS/Infinity	
WSSS	104.7	100 kw @ 1210	Classic Hits		\$80.00	Katz	CBS/Infinity	
WWMG	96.1	100 kw @ 1745	Oldies		\$90.00	Mc-Guild	Dalton	Shelby
WXRC	95.7	100 kw @ 1020	AOR	ABC	\$ NA	--		Hickory

Notes: 7/99 WCCJ-F changed from Jazz to Black Oldies as "The Jam"

CHATTANOOGA

Arbitron Rank	102 Pop (12+)	388,000	Stations	22 / 21	Last Year's Revenue:	\$20,300,000
MSA Rank:		113	Diaries:	1,439 / 270:1 / 49.9%	Household Income:	\$36,772
MSA Pop:		452,000	Sample Target:	1,430	Total Retail Sales:	\$4.9 Bil.
DMA:		87	% Below Line:	0.7	#1 Biller:	WUSY-F \$5,500,000
Average Persons Rating:		15.5	% Not Listed:	13.1	#1 Billing Portfolio	
Market TSL in Hours		20.75	Pop per Station:	18,476	Cumulus	\$6,920,000

12+ Metro	Format	Summer 99 1/4 Share	Spg 99	Win 99	Fall 98	Sum 98	4-Book Avg	12+ Metro Cume / Rtg.	Spg 99	Sum 98	12+ TSA AQH / Cume	Revenue Level
1	WUSY-F	C	130 / 21.6	18.2	24.0	18.8	17.6	20.7	1264 / 32.6	30.9	29.9	G WUSY-F
2	WDEF-F	SAC	46 / 7.7	8.6	8.2	7.7	8.2	8.0	694 / 17.9	18.1	16.7	D WDEF-F
3	WDOD-F	AOR-NR	45 / 7.5	5.3	5.3	6.6	8.1	6.2	672 / 17.3	17.0	18.4	C WDOD-F
4	WSKZ-F	AOR/CL	42 / 7.0	10.2	8.1	8.2	7.7	8.4	752 / 19.4	21.5	17.3	E WSKZ-F
5	WJTT-F	B	38 / 6.3	6.4	5.9	7.7	8.7	6.6	410 / 10.6	12.3	12.6	C WJTT-F
6	WKXJ-F	CHR	35 / 5.8	5.6	3.8	4.5	6.7	4.9	609 / 15.7	14.4	14.5	B WKXJ-F
7	WGOW-F	T	32 / 5.3	4.3	4.1	4.9	4.0	4.7	405 / 10.4	9.6	8.7	C* WGOW-F
8	WLOV-F	B/O	28 / 4.7	3.6	4.6	1.2	0.7	3.5	380 / 9.8	7.1	4.2	WLOV-F
9	WOGT-F	O	27 / 4.5	6.3	4.8	3.8	4.4	4.8	363 / 9.4	13.3	12.6	C WOGT-F
10	WGOW	T	17 / 2.8	2.6	1.3	3.3	2.7	2.5	288 / 7.4	6.2	8.2	* WGOW
11	WDOD	ST	16 / 2.7	2.6	2.6	3.7	3.4	2.9	164 / 4.2	5.0	6.3	WDOD
12	WLMX-F	AC	15 / 2.5	2.6	2.8	3.7	3.2	2.9	350 / 9.0	8.5	9.7	B WLMX-F
13	WBDX-F	REL-CC	11 / 1.8	1.8	1.6	1.6	1.7	1.7	210 / 5.4	4.2	4.4	WBDX-F
14	WNOO	B/AC	9 / 1.5	1.7	2.6	3.1	2.5	2.2	116 / 3.0	3.0	4.1	WNOO

12+ FM Share (Metro): 89.08% (465 of 522) (Summer 98: 85.96%)

Teens	18-34	18-49	25-49	25-54	35+	12+ AMD	12+ Mid	12+ PMD	12+ Eve	12+ Wknd
1 WKXJ-F	1 WUSY-F	1 WUSY-F >	1 WUSY-F >>	1 WUSY-F >>>	1 WUSY-F >>	1 WUSY-F >>	1 WUSY-F >>	1 WUSY-F >>>	1 WUSY-F	1 WUSY-F >>>
2 WJTT-F	2 WDOD-F >	2 WDEF-F	2 WDEF-F <	2 WDEF-F >>	2 WDEF-F >	2 WDEF-F <	2 WDEF-F <	2 WDOD-F <	2 WJTT-F	2 WDOD-F <
3 WUSY-F >	3 WJTT-F	3 WSKZ-F	3 WSKZ-F <	3 WSKZ-F	3 WSKZ-F	3 WSKZ-F <	3 WDOD-F <	3 WDEF-F	3 WKXJ-F >	3 WKXJ-F
	4 WSKZ-F	4 WDEF-F	4 WDOD-F	4 WDOD-F	3 WOGT-F	4 WDEF-F	4 WSKZ-F	4 WSKZ-F	4 WDOD-F <	3 WJTT-F
	5 WKXJ-F <	5 WJTT-F	5 WGOW-F	5 WGOW-F	3 WLOV-F	5 WDOD-F >	5 WGOW	5 WJTT-F	5 WDEF-F	5 WDEF-F <
	6 WDEF-F >	6 WGOW-F	6 WJTT-F	6 WOGT-F <	3 WGOW-F	6 WLOV-F <	6 WGOW-F <	6 WKXJ-F <	6 WLOV-F	6 WSKZ-F <
		6 WKXJ-F	6 WOGT-F	7 WLOV-F	7 WDOD	7 WJTT-F <	7 WKXJ-F	7 WGOW-F	7 WSKZ-F <	7 WLOV-F
			6 WLOV-F <	8 WJTT-F <	8 WGOW	8 WOGT-F	7 WJTT-F <	7 WLOV-F <	8 WOGT-F <	8 WOGT-F >

Wom 18-24	Wom 18-34	Wom 25-34	Wom 18-49	Wom 25-54	Men 18-24	Men 18-34	Men 25-34	Men 18-49	Men 25-54	12+ Ovrnite
1 WDOD-F	1 WUSY-F <	1 WUSY-F >	1 WUSY-F >	1 WUSY-F >	1 WJTT-F	1 WUSY-F	1 WUSY-F	1 WUSY-F >	1 WUSY-F >	1 WUSY-F
2 WJTT-F	2 WDOD-F >	2 WDEF-F	2 WDEF-F <	2 WDEF-F >>	1 WUSY-F	2 WDOD-F	2 WDOD-F	2 WSKZ-F	2 WSKZ-F	2 WJTT-F >>
3 WUSY-F	3 WJTT-F	2 WDOD-F	3 WDOD-F	3 WDOD-F <	1 WSKZ-F	3 WSKZ-F	3 WSKZ-F	3 WDOD-F	3 WGOW-F	3 WKXJ-F >
4 WKXJ-F >	4 WDEF-F	4 WJTT-F >	4 WJTT-F <	4 WOGT-F	4 WDOD-F >	4 WJTT-F >	4 WGOW-F	4 WGOW-F	4 WDOD-F >	
	5 WKXJ-F >>	5 WKXJ-F	5 WKXJ-F >	4 WLOV-F <		5 WGOW-F	5 WJTT-F	5 WJTT-F	5 WOGT-F	
			6 WLOV-F	6 WKXJ-F				6 WDEF-F	6 WDEF-F	
			6 WOGT-F	6 WJTT-F				6 WOGT-F	7 WLOV-F	

Other Rated Stations				Metro Share	Cume Rating	TSA AQH Cume	Other Rated Stations--Outside Market				Metro Share	Cume Rating	TSA AQH Cume
WEPG	AC	910	S. Pittsburg	0.8	1.4		WALV-F	CHR	95.3	Cleveland	0.7	3.6	
WFLI	REL	1070	Lookout Mountain	0.5	1.6								
WJOC	REL	1490	Chattanooga	0.7	1.4								
WMPZ-F	J	93.7	Ringgold, GA	1.0	3.4								
WQCH	C	1590	Lafayette, GA	0.5	0.7								
WSGC-F	O	101.9	Ringgold, GA	1.2	4.4								

CHATTANOOGA

Consolidation Report	12+	25-54	Revenue
Bahakel WDEF-AM, WDEF-FM, WDOD-AM, WDOD-FM	17.9 %	17.1 %	19.2 %
Bloomington WGOW-AM, WGOW-FM, WOGT-FM, WSKZ-FM	19.6 %	22.9 %	26.6 %
Brewer WJTT-FM, WMPZ-FM	7.3 %	5.5 %	9.4 %
Cumulus WKXJ-FM, WLMX-AM, WLMX-FM, WLOV-FM, WUSY-FM	34.6 %	34.5 %	34.0 %
	79.4 %	80.0 %	89.2 %

AM Stations

Station	Freq	Power	Format	Advertiser	Agency	Buyer	Product
WDOD	1310	5 kw (DA-N)	Standards	ABC, CBS	\$<20.00	Banner	Bahakel
WGOW	1150	5 kw/1 kw (DA-N)	Talk	ABC	\$25.00	Christal	Bloomington
WN00	1260	5 kw/0.025 kw (DA-N)	Black AC	AURN	\$<20.00	Banner	

FM Stations

Station	Freq	Power	Format	Advertiser	Agency	Buyer	Product
WBDX	102.7	0.32 kw @ 1375	Contemp. Christian	SRN	\$<20.00	---	Trenton
WDEF	92.3	100 kw @ 1180	Soft AC	CBS	\$59.00	Eastman	Bahakel
WDOD	96.5	100 kw @ 1076	New Rock	Westwd	\$20.00	Banner	Bahakel
WGOW	102.3	6 kw @ 285	Talk	ABC, Westwd	\$25.00	Christal	Bloomington
WJTT	94.3	4.7 kw @ 371	Black		\$36.00	Mc-Guild	Brewer
WKXJ	97.3	16 kw @ 866	CHR		\$<20.00	Roslin	Cumulus
WLLJ	103.1	50 kw @ 492	Simul. WBDX-F				S. Pittsburg
WLMX	105.5	1.55 kw @ 646	AC	ABC	\$41.00	Mc-Guild	Cumulus
WLOV	98.1	1 kw @ 794	Black Oldies	ABC	\$25.00	Katz	Cumulus
WMPZ	93.7	4.9 kw @ 302	Jazz	Jones	\$<20.00	Mc-Guild	Brewer
WOGT	107.9	2.85 kw @ 968	Oldies	Westwd	\$21.00	Christal	Bloomington
WSKZ	106.5	100 kw @ 1076	AOR/Classic AOR		\$60.00	Christal	Bloomington
WUSY	100.7	100 kw @ 1190	Country	Westwd	\$100.00	Katz	Cumulus

Notes: * WGOW-F revenue level includes revenue of WGOW . . . 9/99 WLMX (980) changed from AC to Black Gospel . . . 9/99 WLMX-F changed from AC to AOR . . . 10/99 WSGC-F (101.9) changed from Oldies to Classic Hits

CHICAGO

Arbitron Rank 3 Pop (12+): 7,020,100
MSA Rank: 3
MSA Pop: 8,760,000
DMA: 3
Average Persons Rating: 16.5
Market TSL in Hours 21.75

Stations 40 / 39
Diaries: 6,056/ 1159:1/ 46.3%
Sample Target: 5,900
% Below Line: 0.4
% Not Listed: 12.7
Pop per Station: 180,003

Last Year's Revenue: \$412,200,000
Household Income: \$54,737
Total Retail Sales: \$ 80.4 Bil.
#1 Biller: WGN \$32,600,000
#1 Billing Portfolio
 CBS/Infinity \$136,200,000

12+ Metro	Format	Summer 99 1/4 Share	Spg 99	Win 99	Fall 98	Sum 98	4-Book Avg	12+ Metro Cume / Rtg.	Spg 99	Sum 98	12+ TSA AQH / Cume	Revenue Level	
1	WGN	FS/T	743 / 6.4	6.7	5.8	6.6	6.6	6.4	9740 / 13.9	14.0	14.8	L	WGN
2	WGCI-F	B	721 / 6.2	6.7	6.7	6.4	8.0	6.5	8483 / 12.1	13.0	14.2	K	WGCI-F
3	WBBM-F	CHR/U	556 / 4.8	5.3	5.4	4.8	5.3	5.1	12298 / 17.5	17.7	18.9	J	WBBM-F
4	WLS	T	550 / 4.7	4.6	5.0	4.0	4.3	4.6	6220 / 8.9	8.8	8.6	I	WLS
5	WNUA-F	J	498 / 4.3	4.4	4.1	4.2	4.3	4.3	7322 / 10.4	11.0	11.1	K	WNUA-F
6	WVAZ-F	B/AC	483 / 4.2	4.2	4.1	4.0	4.9	4.1	5888 / 8.4	9.2	9.5	K	WVAZ-F
7	WUSN-F	C	468 / 4.0	3.4	2.9	3.5	4.2	3.5	6305 / 9.0	9.0	9.9	K	WUSN-F
8	WBBM	N	426 / 3.7	3.2	3.8	3.7	3.4	3.6	9898 / 14.1	13.0	13.9	K	WBBM
9	WTMX-F	AC-NR	424 / 3.7	3.4	3.8	3.2	2.9	3.5	9007 / 12.8	11.7	11.2	J	WTMX-F
10	WUBT-F	B/O	405 / 3.5	3.3	3.6	2.4	2.0	3.2	7579 / 10.8	10.8	8.0	I	WUBT-F
11	WKQX-F	AOR-NR	374 / 3.2	4.0	3.4	3.9	3.4	3.6	8934 / 12.7	13.5	14.6	J	WKQX-F
12	WLIT-F	SAC	372 / 3.2	3.9	3.4	3.5	3.8	3.5	6528 / 9.3	9.8	10.2	K	WLIT-F
13	WJMK-F	O	363 / 3.1	2.8	2.9	3.6	3.4	3.1	7957 / 11.3	10.5	12.5	K	WJMK-F
14	WLEY-F	SP	307 / 2.7	2.4	2.6	2.3	1.9	2.5	3138 / 4.5	4.4	3.9	I	WLEY-F
15	WLUP-F	CL AOR	294 / 2.5	2.9	2.6	2.0	2.1	2.5	6005 / 8.6	9.6	8.1	F	WLUP-F
16	WNND-F	AC	286 / 2.5	2.6	2.7	3.1	2.6	2.7	5770 / 8.2	8.9	9.5	H	WNND-F
17	WOJO-F	SP-C	270 / 2.3	1.9	2.4	2.0	2.2	2.2	3135 / 4.5	4.5	4.8	I	WOJO-F
18	WCKG-F	T	263 / 2.3	2.5	2.4	2.5	2.6	2.4	3926 / 5.6	6.3	7.2	J	WCKG-F
19	WXRT-F	AOR-P	257 / 2.2	2.7	2.3	2.6	2.3	2.5	4740 / 6.8	7.1	6.7	K	WXRT-F
20	WXCD-F	CL AOR	253 / 2.2	2.2	2.0	2.6	2.2	2.2	5625 / 8.0	8.5	9.2	I	WXCD-F
21	WMAQ	N	213 / 1.8	2.1	2.0	2.2	2.0	2.0	6508 / 9.3	8.0	9.6	J	WMAQ
22	WAIT	ST	192 / 1.7	1.6	1.5	2.3	1.7	1.8	2408 / 3.4	3.0	3.2	E	WAIT
23	WGCI	B/G	174 / 1.5	1.1	1.1	1.3	1.2	1.3	2184 / 3.1	3.0	2.9	E	WGCI
24	WKIE-F	CHR	171 / 1.5	0.9	0.9				4015 / 5.7	5.6			WKIE-F
25	WSCR	SPRTS	145 / 1.3	1.1	1.5	1.3	1.7	1.3	2591 / 3.7	3.3	4.6	H	WSCR
26	WNIB-F	CL	139 / 1.2	1.1	1.6	1.3	1.7	1.3	2733 / 3.9	4.5	5.0	G	WNIB-F
27	WFMT-F	CL	121 / 1.0	1.2	1.4	1.3	1.2	1.2	2518 / 3.6	3.9	4.1	F	WFMT-F

12+ FM Share (Metro): 72.43% (7321 of 10107) (Summer 98: 72.67%)

Teens	18-34	18-49	25-49	25-54	35+	12+ AMD	12+ Mid	12+ PMD	12+ Eve	12+ Wknd
1	WBBM-F	1 WGCI-F >	1 WGCI-F	1 WGCI-F	1 WGN >	1 WGN >	1 WNUA-F	1 WGCI-F	1 WGCI-F >	1 WGCI-F
2	WGCI-F >	2 WTMX-F	2 WTMX-F	2 WVAZ-F <	2 WLS	2 WLS <	1 WLS	2 WBBM-F	2 WBBM-F >	2 WGN <
3	WKQX-F	3 WBBM-F <	3 WVAZ-F <	3 WTMX-F <	3 WNUA-F <	3 WBBM	1 WGN <	2 WLS <	3 WGN	3 WVAZ-F <
4	WKIE-F >	4 WKQX-F	4 WBBM-F <	4 WUBT-F	4 WUBT-F <	3 WBBM	4 WGCI-F	4 WGCI-F	4 WGN	4 WKQX-F <
5	WTMX-F	5 WLEY-F	5 WUSN-F <	4 WNUA-F <	5 WUSN-F	5 WVAZ-F <	4 WVAZ-F <	5 WUSN-F	5 WUSN-F	5 WVAZ-F <
		6 WLUP-F <	6 WUBT-F <	6 WUSN-F <	5 WTMX-F	6 WUSN-F <	6 WTMX-F <	5 WLIT-F <	5 WNUA-F	6 WUBT-F
		7 WUSN-F	7 WNUA-F <	7 WLUP-F <	7 WJMK-F	7 WJMK-F	7 WKQX-F <	7 WBBM-F <	7 WTMX-F	6 WUSN-F
		8 WOJO-F	8 WKQX-F <	8 WXRT-F	7 WLS <	7 WLIT-F	8 WBBM-F <	8 WTMX-F	7 WUBT-F <	6 WNUA-F <
		9 WCKG-F	9 WLUP-F <	9 WLS	9 WLUP-F	9 WUBT-F	9 WUSN-F <	8 WUBT-F	9 WVAZ-F <	9 WBBM <
		9 WVAZ-F <	10 WLEY-F <	9 WCKG-F <	9 WXRT-F	10 WGCI-F	10 WCKG-F <	10 WVAZ-F <	10 WLIT-F <	10 WLS <
					9 WGN <					10 WBBM <

Wom 18-24	Wom 18-34	Wom 25-34	Wom 18-49	Wom 25-54	Men 18-24	Men 18-34	Men 25-34	Men 18-49	Men 25-54	12+ Ovrnite
1	WGCI-F	1 WGCI-F	1 WTMX-F	1 WGCI-F	1 WVAZ-F	1 WGCI-F <	1 WGCI-F	1 WLUP-F	1 WGCI-F	1 WGN >
2	WBBM-F >	2 WTMX-F	2 WGCI-F	2 WTMX-F	2 WNUA-F <	2 WKQX-F	2 WKQX-F	2 WGCI-F	2 WLUP-F <	2 WBBM
3	WTMX-F <	3 WBBM-F	3 WUSN-F	3 WVAZ-F <	3 WUBT-F <	3 WBBM-F	3 WLEY-F <	3 WCKG-F <	3 WCKG-F <	3 WLS <
4	WKQX-F >	4 WUSN-F	4 WVAZ-F <	4 WBBM-F <	4 WJMK-F	4 WLEY-F	4 WLUP-F <	4 WKQX-F	4 WXRT-F <	4 WLS
5	WOJO-F	5 WKQX-F <	5 WUBT-F	5 WUBT-F	4 WTMX-F <	5 WTMX-F	5 WBBM-F <	5 WKQX-F	5 WXRT-F	5 WCKG-F <
6	WLEY-F <	6 WOJO-F <	6 WBBM-F <	5 WUSN-F <	6 WLIT-F	6 WCKG-F	6 WTMX-F <	5 WTMX-F >	5 WLEY-F <	6 WVAZ-F <
7	WNND-F <	7 WNND-F <	7 WNND-F	7 WNUA-F <	6 WUSN-F	7 WUSN-F	7 WCKG-F >	7 WOJO-F <	7 WNUA-F <	7 WGCI-F >
8	WKIE-F >	8 WVAZ-F	9 WNUA-F <	8 WLIT-F	8 WNND-F	8 WKIE-F	8 WOJO-F <	8 WBBM-F	8 WLS	8 WJMK-F <
		8 WUBT-F	7 WOJO-F	8 WNND-F	9 WGN <	9 WOJO-F <	9 WUSN-F	8 WTMX-F <	9 WUSN-F <	
		10 WLEY-F <	10 WKQX-F <	10 WOJO-F <	10 WBBM-F <	10 WVAZ-F <	10 WBBM-F <	10 WBBM-F <	10 WUBT-F <	

CHICAGO

Other Rated Stations				Metro Share	Cume Rating	TSA AQH Cume
WIL-F	AOR	95.1	Kenosha, WI	0.4	1.7	
WIND	SP-NT	560	Chicago	0.5	1.5	
WLXX	SP	1200	Chicago	0.7	1.1	
WMVP	SPRTS	1000	Chicago	0.5	2.9	
WNIZ-F	CL	96.9	Zion	0.0	0.2	
WNTD	SP-NT	950	Chicago	0.6	1.2	
WRZA-F	SP-R	99.9	Kankakee	0.4	1.1	
WVON	B	1450	Cicero	0.7	0.8	
WXXY-FF	B/O	103.1	Highland Park	0.5	2.1	
WYBA-F	B/G	106.3	Lansing	0.4	1.5	
WYCA-F	REL	92.3	Hammond	0.4	1.5	

Other Rated Stations--Outside Market				Metro Share	Cume Rating	TSA AQH Cume
WDEK-F	CHR	92.5	De Kalb	0.4	1.7	

Consolidation Report	12+	25-54	Revenue
ABC	7.4 %	7.4 %	8.6 %
WDDZ-AM, WLS-AM, WMVP-AM, WRDZ-AM, WXCD-FM			
AMFM (Pend. to Clear Channel)	22.9 %	25.6 %	31.0 %
WGCI-AM, WGCI-FM, WLIT-FM, WNUA-FM, WUBT-FM, WVAZ-FM			
Big City	2.0 %	9.1 %	%
WKIE-FM, WKIF-FM, WXXY-FM, WYXX-FM			
Bonneville	8.7 %	11.3 %	7.6 %
WLUP-FM, WNND-FM, WTMX-FM			
CBS/Infinity	23.2 %	23.8 %	33.0 %
WBBM-AM, WBBM-FM, WCKG-FM, WJMK-FM, WMAQ-AM, WSCR-AM, WUSN-FM, WXRT-FM			
Hispanic	3.5 %	4.1 %	4.3 %
WIND-AM, WLXX-AM, WOJO-FM			
	67.7 %	81.3 %	84.5 %

AM Stations

Station	Power	Frequency	Format	Company	Address
WAIT	850	2.5 kw (DA-D)	Standards	Westwd	\$65.00 --- Pride Crystal Lake
WBBM	780	50 kw	News	CBS	\$250.00 Interep CBS/Infinity
WGCI	1390	5 kw (DA-2)	Black Gospel	AURN, AMFM	\$ NA Christal AMFM
WGN	720	50 kw	Full Service/Talk	ABC	\$400.00 Eastman Tribune
WLS	890	50 kw	Talk	ABC	\$130.00 ABC ABC
WMAQ	670	50 kw	News/Sports	CNN, Westwd	\$230.00 Group W CBS/Infinity

FM Stations

Station	Power	Frequency	Format	Company	Address
WBBM	96.3	4.2 kw @ 1555	Dance CHR	CBS	\$225.00 CBS CBS/Infinity
WCKG	105.9	4.1 kw @ 1581	Talk	Source	\$188.00 CBS CBS/Infinity Elmwood Park
WGCI	107.5	33 kw @ 603	Black		\$350.00 Mc-Guild AMFM
WJMK	104.3	4.1 kw @ 1568	Oldies	Westwd	\$325.00 Infinity CBS/Infinity
WKQX	101.1	8.3 kw @ 1174	AOR-New Rock		\$230.00 D&R Emmis
WLEY	107.9	21 kw @ 761	Hispanic		\$ NA Caballero SBS Aurora
WLIT	93.9	4 kw @ 1581	Soft AC	AMFM	\$325.00 Christal AMFM
WLUP	97.9	6 kw @ 1174	Classic AOR		\$340.00 Sentry Bonneville
WNND	100.3	8.3 kw @ 1174	AC		\$178.00 Sentry Bonneville
WNUA	95.5	8.3 kw @ 1174	Jazz		\$255.00 Katz AMFM
WOJO	105.1	8.3 kw @ 1174	Hispanic Contemp.		\$175.00 Katz Hisp. Hispanic Evanston
WTMX	101.9	4.2 kw @ 1558	Modern AC		\$190.00 Sentry Bonneville Skokie
WUBT	103.5	4.1 kw @ 1575	Black Oldies		\$ NA Eastman AMFM
WUSN	99.5	8.3 kw @ 1174	Country	Westwd	\$340.00 CBS CBS/Infinity
WVAZ	102.7	6 kw @ 1174	Black AC	UPI, ABC	\$280.00 Eastman Chancellor Oak Park
WXCD	94.7	4.4 kw @ 1529	Classic AOR	ABC	\$150.00 ABC ABC
WXRT	93.1	6.7 kw @ 1308	Progressive AOR		\$270.00 CBS CBS/Infinity

Notes: 9/99 WNDZ (750; Portage, IN) sold by Douglas to Z-Spanish (price NA) . . . 10/99 AMFM and Clear Channel announced plans to merge; see Consolidation Report for the AMFM stations involved

CINCINNATI

Arbitron Rank 26	Pop (12+) 1,584,300	Stations 32 / 25	Last Year's Revenue: \$111,900,000
MSA Rank: 31		Diaries: 2,903 / 546:1 / 50.0%	Household Income: \$46,338
MSA Pop: 1,940,000		Sample Target: 2,860	Total Retail Sales: \$19.4 Bil.
DMA: 32		% Below Line: 4.3	#1 Biller: WLW \$21,000,000
Average Persons Rating: 14.8		% Not Listed: 12.2	#1 Billing Portfolio
Market TSL in Hours 19.50		Pop per Station: 63,372	Clear Channel \$55,600,000

12+ Metro	Format	Summer 99 1/4 Share	Spg 99	Win 99	Fall 98	Sum 98	4-Book Avg	12+ Metro Cume / Rtg.	Spg 99	Sum 99	12+ TSA AQH / Cume	Revenue Level
1	WLW	232 / 9.9	9.2	8.8	8.4	9.8	9.1	3743 / 23.6	21.0	22.5	K	WLW
2	WEBN-F	187 / 8.0	8.3	8.7	8.0	7.6	8.2	2942 / 18.6	19.7	18.3	I	WEBN-F
3	WUBE-F	176 / 7.5	8.3	8.0	8.0	8.7	8.0	2537 / 16.0	16.9	18.4	J	WUBE-F
4	WGRR-F	143 / 6.1	6.1	5.8	6.7	7.0	6.2	2315 / 14.6	14.7	14.9	H	WGRR-F
5	WRRM-F	131 / 5.6	6.3	6.7	6.5	6.0	6.3	2193 / 13.8	14.8	12.7	H	WRRM-F
6	WMOJ-F	128 / 5.5	3.8	5.1	4.1	4.2	4.6	2041 / 12.9	9.9	10.2		WMOJ-F
7	WKRQ-F	125 / 5.3	5.3	4.4	5.3	6.1	5.1	3220 / 20.3	20.7	22.3	H	WKRQ-F
8	WIZF-F	121 / 5.2	5.3	5.8	5.5	5.7	5.4	1737 / 11.0	11.2	13.1	G	WIZF-F
9	WKFS-F	118 / 5.0	4.7	4.1	3.1	2.4	4.2	2813 / 17.8	16.6	11.9	C	WKFS-F
10	WKRC	117 / 5.0	5.0	4.9	4.8	4.2	4.9	1793 / 11.3	11.7	11.9	F	WKRC
11	WOFX-F	96 / 4.1	4.7	5.5	4.4	4.9	4.7	2419 / 15.3	14.8	16.6	G	WOFX-F
12	WVMX-F	95 / 4.1	4.9	3.7	4.8	4.7	4.4	1883 / 11.9	13.6	14.5	G	WVMX-F
13	WSAI	66 / 2.8	3.2	2.6	3.5	3.2	3.0	848 / 5.4	6.5	6.1	D	WSAI
14	WYGY-F	45 / 1.9	2.0	2.1	2.2	2.6	2.1	1291 / 8.1	8.0	8.9	D	WYGY-F
15	WAKW-F	41 / 1.7	1.4	1.8	1.8	1.4	1.7	846 / 5.3	4.7	5.3		WAKW-F
16	WHKO-F	30 / 1.3	0.9	0.8	1.3	1.3	1.1	792 / 5.0	4.6	4.3		WHKO-F
17	WCIN	28 / 1.2	1.1	1.1	1.3	0.7	1.2	320 / 2.0	2.2	2.0	B	WCIN

12+ FM Share (Metro): 75.33% (1551 of 2059) (Summer 98: 77.81%)

Teens	18-34	18-49	25-49	25-54	35+	12+ AMD	12+ Mid	12+ PMD	12+ Eve	12+ Wknd
1 WKFS-F >>	1 WEBN-F >	1 WEBN-F	1 WEBN-F <	1 WLW <	1 WLW >	1 WLW	1 WLW <	1 WEBN-F <	1 WLW >>	1 WLW <
2 WEBN-F <	2 WKRQ-F	2 WUBE-F <	2 WLW <	2 WEBN-F <	2 WGRR-F <	2 WEBN-F <	2 WUBE-F <	2 WUBE-F <	2 WKFS-F <	2 WUBE-F <
3 WKRQ-F	3 WIZF-F <	3 WLW	3 WUBE-F	3 WUBE-F	3 WUBE-F <	3 WUBE-F	3 WUBE-F	3 WLW	3 WEBN-F	3 WEBN-F
3 WIZF-F >>>	4 WUBE-F <	4 WKRQ-F <	4 WMOJ-F	4 WMOJ-F	4 WKRC <	4 WOFX-F <	4 WRRM-F <	4 WGRR-F <	4 WIZF-F	4 WGRR-F
5 WVMX-F	5 WMOJ-F <	5 WOFX-F <	5 WGRR-F <	5 WRRM-F	5 WGRR-F <	5 WKRC <	5 WRRM-F <	5 WRRM-F <	5 WMOJ-F <	4 WIZF-F <
6 WKFS-F >	6 WVMX-F	6 WVMX-F	6 WRRM-F <	6 WRRM-F <	6 WMOJ-F >	6 WRRM-F <	6 WGRR-F	6 WKRQ-F	6 WKRC	6 WKFS-F
7 WMOJ-F <	6 WIZF-F <	7 WRRM-F <	7 WVMX-F	7 WEBN-F	7 WKRC <	7 WKRC <	7 WKRQ-F <	6 WKFS-F <	6 WKRQ-F <	6 WMOJ-F
8 WLW <	8 WOFX-F	8 WIZF-F <	7 WOFX-F	7 WSAI <	8 WKRQ-F	8 WKRQ-F	8 WMOJ-F	8 WMOJ-F <	8 WUBE-F <	8 WKRQ-F
	9 WRRM-F	9 WKRQ-F <	9 WKRQ-F <	9 WOFX-F >	8 WMOJ-F <	9 WVMX-F	9 WIZF-F	9 WIZF-F	9 WGRR-F	9 WRRM-F <
		10 WGRR-F	10 WIZF-F >		10 WIZF-F	10 WIZF-F <	10 WVMX-F	10 WVMX-F	10 WRRM-F >	10 WKRC <
							11 WKFS-F			

Wom 18-24	Wom 18-34	Wom 25-34	Wom 18-49	Wom 25-54	Men 18-24	Men 18-34	Men 25-34	Men 18-49	Men 25-54	12+ Ovrnite
1 WKRQ-F	1 WKRQ-F	1 WVMX-F	1 WUBE-F	1 WUBE-F	1 WEBN-F >>>	1 WEBN-F >>>	1 WEBN-F >>	1 WEBN-F	1 WLW <	1 WLW
2 WKFS-F	2 WVMX-F <	2 WUBE-F <	2 WKRQ-F	2 WMOJ-F	2 WKRQ-F	2 WUBE-F <	2 WLW >	2 WLW >	2 WEBN-F >	2 WKRC >
3 WIZF-F	3 WIZF-F	3 WIZF-F <	3 WVMX-F	2 WRRM-F <	3 WUBE-F	3 WLW <	3 WUBE-F <	3 WOFX-F	3 WOFX-F	3 WEBN-F
4 WEBN-F <	3 WKFS-F <	4 WKRQ-F <	3 WMOJ-F <	4 WVMX-F	4 WIZF-F	4 WIZF-F <	4 WVMX-F <	4 WUBE-F	4 WUBE-F <	3 WMOJ-F
5 WVMX-F <	5 WUBE-F >	5 WKFS-F >	5 WIZF-F	5 WGRR-F	5 WOFX-F	5 WKRQ-F	5 WIZF-F	5 WMOJ-F	5 WMOJ-F	5 WIZF-F
6 WUBE-F >	6 WEBN-F	6 WKRQ-F >	6 WKFS-F	5 WKRQ-F	6 WKFS-F	5 WOFX-F	5 WOFX-F >	6 WIZF-F <	6 WGRR-F	6 WKRQ-F
7 WMOJ-F	6 WMOJ-F	7 WEBN-F	6 WRRM-F >	7 WIZF-F	7 WVMX-F >	7 WKRQ-F	7 WKRQ-F <	7 WKRC <	7 WVMX-F <	6 WGRR-F <
7 WRRM-F >	7 WRRM-F	8 WEBN-F <	8 WKFS-F <	9 WLW	8 WKFS-F	8 WKFS-F	8 WKFS-F	8 WRRM-F	8 WRRM-F	8 WUBE-F
		9 WGRR-F	10 WEBN-F <		9 WLW	8 WMOJ-F	8 WVMX-F <	8 WIZF-F <	9 WIZF-F <	9 WRRM-F <
					10 WEBN-F <				10 WKRC	

Other Rated Stations				Metro Share	Cume Rating	TSA AQH Cume	Other Rated Stations--Outside Market				Metro Share	Cume Rating	TSA AQH Cume
WAOL-F	C/O	99.5	Ripley, OH	0.4	0.5		WFCJ-F	REL	93.7	Miamisburg, OH	0.4	1.6	
WBOB	SPRTS	1160	Florence, KY	0.7	2.3		WGTZ-F	CHR	92.9	Eaton, OH	0.5	2.8	
WCKY	SPRTS	1360	Cincinnati	0.5	1.7		WMMX-F	AC/CHR	107.7	Dayton, OH	0.4	1.7	
WCVG	B/G	1320	Covington, KY	0.8	1.5		WPFB	ST	910	Middletown, OH	0.4	1.3	
WIOK-F	REL	107.5	Falmouth, KY	0.4	1.1		WPFB-F	C	105.9	Middletown, OH	0.7	2.6	
WNLT-F	REL-CC	104.3	Harrison, OH	0.5	1.8		WTUE-F	AOR	104.7	Dayton, OH	0.6	2.6	
WNOP	J	740	Newport, KY	0.3	0.9								
WOXY-F	AOR-NR	97.7	Oxford, OH	0.5	1.0								
WYLF-F	CL HITS	97.3	Lebanon, OH	0.6	3.2								

CINCINNATI

Consolidation Report	12+	25-54	Revenue
AMFM (See Notes) WBOB-AM, WUBE-AM, WUBE-FM, WYGY-FM	10.1 %	11.5 %	17.4 %
CBS/Infinity WGRR-FM, WKRQ-FM, WYLY-FM	12.0 %	11.7 %	16.8 %
Clear Channel (See Notes) WCKY-AM, WEBN-FM, WKFS-FM, WKRC-AM, WLW-AM, WOFX-FM, WSAI-AM, WVMX-FM	39.4 %	36.9 %	49.7 %
Susquehanna WMOJ-FM, WRRM-FM	11.1 %	13.0 %	9.5 %
	72.6 %	73.1 %	93.4 %

AM Stations

Station	Freq	Power	Class	Format	Company	Revenue	Owner	Notes
WCIN	1480	1.3 kw/0.25 kw (DA-2)	Black			<20.00	---	
WKRC	550	5 kw/1 kw (DA-2)	Talk		ABC, Westwd	\$103.00	Eastman	Clear Channel
WLW	700	50 kw	Full Service/Talk		ABC, AP	\$260.00	Eastman	Clear Channel
WSAI	1530	50 kw (DA-N)	Standards		CBS, Westwd	\$55.00	Eastman	Clear Channel

FM Stations

Station	Freq	Power	Class	Format	Company	Revenue	Owner	Notes
WAKW	93.3	50 kw @ 495	Contemp. Christian		USA	\$ NA	---	Pillar of Fire
WEBN	102.7	16 kw @ 866	AOR			\$169.00	Eastman	Clear Channel
WGRR	103.5	10 kw @ 1037	Oldies			\$130.00	Mc-Guild	CBS/Infinity Hamilton
WIZF	100.9	1.25 kw @ 508	Black			\$78.00	D&R	Blue Chip Erlanger, KY
WKFS	107.1	2.8 kw @ 874	CHR			\$ 35.00	Eastman	Clear Channel Milford, OH
WKRQ	101.9	16.2 kw @ 874	CHR		ABC	\$150.00	Katz	CBS/Infinity
WMOJ	94.9	10.5 kw @ 1056	Black Oldies			\$ NA	Mc-Guild	Susquehanna Fairfield, OH
WOFX	92.5	16 kw @ 866	Classic AOR			\$80.00	Eastman	Clear Channel
WRRM	98.5	18 kw @ 808	Soft AC			\$109.00	Mc-Guild	Susquehanna
WUBE	105.1	14.5 kw @ 920	Country			\$180.00	Christal	AMFM
WVMX	94.1	32 kw @ 600	AC/CHR		ABC	\$ 88.00	Eastman	Clear Channel
WYGY	96.5	19.5 kw @ 810	Country			\$74.00	Christal	AMFM Hamilton, OH

Notes: WHKO-F: See Dayton . . . 10/99 AMFM and Clear Channel announced plans to merge. Divestitures in the market will be necessary

CLEVELAND

Arbitron Rank 24 **Pop (12+)** 1,763,500
MSA Rank: 23
MSA Pop: 2,230,000
DMA: 13
Average Persons Rating: 16.6
Market TSL in Hours 21.75

Stations 24 / 20
Diaries: 3,027 / 583:1 / 52.8%
Sample Target: 3,080
% Below Line: 2.6
% Not Listed: 12.3
Pop per Station: 88,175

Last Year's Revenue: \$97,500,000
Household Income: \$44,557
Total Retail Sales: \$20.6 Bil.
#1 Biller: WMJI-F \$12,500,000
#1 Billing Portfolio
 Clear Channel \$40,960,000

12+ Metro	Format	Summer 99 1/4 Share	Spg 99	Win 99	Fall 98	Sum 98	4-Book Avg	12+ Metro Cume / Rtg.	Spg 99	Sum 98	12+ TSA AQH / Cume	Revenue Level
1	WTAM	323 / 11.1	8.8	5.7	6.9	8.7	8.1	5144 / 29.2	26.0	24.1		G WTAM
2	WMJI-F	212 / 7.3	8.5	9.0	7.4	9.0	8.0	3650 / 20.7	20.4	22.6		I WMJI-F
3	WGAR-F	196 / 6.7	8.7	8.5	7.3	6.6	7.8	2504 / 14.2	16.2	15.1		I WGAR-F
4	WZAK-F	167 / 5.7	6.7	8.4	8.7	8.7	7.4	2377 / 13.5	13.8	16.0		I WZAK-F
5	WNCX-F	162 / 5.5	4.9	5.0	5.4	5.2	5.2	2931 / 16.6	17.5	16.0		H WNCX-F
5	WRMR	162 / 5.5	5.5	5.9	4.8	5.8	5.4	1697 / 9.6	9.5	8.9		D WRMR
7	WDOK-F	160 / 5.5	6.2	6.1	7.0	6.1	6.2	2839 / 15.0	17.2	14.7		H WDOK-F
8	WQAL-F	143 / 4.9	4.7	4.6	5.0	4.5	4.8	3050 / 17.3	18.2	17.9		H WQAL-F
9	WMVX-F	139 / 4.8	4.4	4.9	5.4	5.8	4.9	2888 / 16.4	16.2	16.9		H WMVX-F
9	WZJM-F	139 / 4.8	5.0	5.7	5.8	5.6	5.3	2452 / 13.9	17.2	19.3		F WZJM-F
9	WMMS-F	139 / 4.8	4.5	4.7	5.4	4.1	4.8	2558 / 14.5	15.7	12.9		G WMMS-F
12	WENZ-F	125 / 4.3	3.1	2.7	2.4	2.1	3.1	2058 / 11.7	11.1	10.3		D WENZ-F
13	WNWV-F	115 / 3.9	4.6	4.5	5.4	4.1	4.6	1914 / 10.9	10.8	9.8		D WNWV-F
14	WZLE-F	74 / 2.6	1.1	0.8	0.5	1.0	1.2	1262 / 7.2	3.5	2.5		D WZLE-F
15	WCLV-F	69 / 2.4	2.4	3.1	2.3	3.1	2.5	1157 / 6.6	6.7	7.3		D WCLV-F
16	WKNR	65 / 2.2	1.9	1.8	2.1	1.6	2.0	1247 / 7.1	7.2	5.7		D WKNR
17	WJMO	41 / 1.4	2.2	2.3	2.6	2.2	2.1	649 / 3.7	4.4	4.8		C WJMO

12+ FM Share (Metro): 74.85% (1917 of 2561) (Summer 98: 76.68%)

Teens	18-34	18-49	25-49	25-54	35+	12+ AMD	12+ Mid	12+ PMD	12+ Eve	12+ Wknd
1	WNCX-F <	1 WTAM	1 WTAM	1 WTAM <	1 WTAM >	1 WNCX-F	1 WTAM	1 WTAM	1 WTAM >>>	1 WTAM >
2	WMMS-F <	1 WNCX-F	2 WNCX-F	2 WMJI-F	2 WMJI-F	2 WMJI-F	2 WMJI-F <	2 WMJI-F <	2 WENZ-F <	2 WGAR-F
3	WZAK-F >>	3 WZAK-F	3 WMVX-F <	3 WMJI-F <	3 WNCX-F	3 WRMR	3 WGAR-F <	3 WDOK-F <	3 WGAR-F	3 WZAK-F
4	WMMS-F	4 WMVX-F <	4 WZAK-F <	4 WMVX-F	4 WMVX-F <	4 WDOK-F <	4 WTAM <	4 WGAR-F	4 WQAL-F <	4 WMJI-F <
5	WQAL-F <	5 WMMS-F <	5 WQAL-F	5 WZJM-F	5 WGAR-F	5 WZAK-F	5 WQAL-F	5 WRMR <	5 WGAR-F	5 WRMR
6	WENZ-F <	6 WQAL-F <	5 WMMS-F	6 WQAL-F <	6 WNWV-F <	6 WDOK-F	5 WRMR <	6 WMMS-F <	6 WNWV-F <	6 WZJM-F <
7	WGAR-F	7 WMJI-F	5 WZJM-F	7 WDOK-F	7 WZJM-F >	7 WRMR <	7 WMMS-F <	7 WZAK-F <	7 WZJM-F <	7 WENZ-F
8	WTAM	8 WZJM-F	5 WZAK-F	7 WMMS-F <	8 WNCX-F	8 WMVX-F	8 WMVX-F <	8 WDOK-F	8 WRMR <	7 WNWV-F
		8 WGAR-F	9 WDOK-F <	8 WZAK-F <	8 WZAK-F	9 WMMS-F <	9 WZJM-F <	8 WENZ-F	9 WZLE-F <	7 WQAL-F <
			10 WGAR-F	10 WGAR-F	8 WQAL-F <	10 WZJM-F <	10 WNCX-F	8 WZJM-F <	9 WMMS-F	10 WMVX-F <

Wom 18-24	Wom 18-34	Wom 25-34	Wom 18-49	Wom 25-54	Men 18-24	Men 18-34	Men 25-34	Men 18-49	Men 25-54	12+ Ovrnite
1	WENZ-F <	1 WZAK-F	1 WZAK-F <	1 WZAK-F <	1 WDOK-F <	1 WMMS-F <	1 WNCX-F	1 WNCX-F <	1 WTAM	1 WTAM >
2	WZAK-F	2 WQAL-F	2 WQAL-F	2 WQAL-F	2 WMJI-F	2 WNCX-F	2 WNCX-F >	2 WTAM	2 WNCX-F <	2 WZAK-F
3	WZLE-F <	3 WENZ-F <	3 WMVX-F <	3 WDOK-F <	2 WQAL-F <	3 WENZ-F	3 WTAM <	3 WMMS-F >	3 WMJI-F	3 WENZ-F
4	WGAR-F <	4 WMVX-F <	4 WZJM-F	4 WZJM-F <	4 WZAK-F <	4 WMVX-F	4 WMVX-F	4 WMVX-F <	4 WMMS-F	3 WMJI-F <
5	WQAL-F	5 WGAR-F	5 WGAR-F	5 WGAR-F <	5 WZAK-F	5 WQAL-F	5 WKNR >	5 WMJI-F	5 WMVX-F	5 WGAR-F <
6	WMVX-F	6 WZJM-F	6 WNCX-F <	6 WMVX-F	6 WGAR-F <	6 WENZ-F	6 WZAK-F	6 WKNR <	6 WKNR	6 WZJM-F
		7 WZLE-F	7 WENZ-F	7 WMJI-F <	7 WTAM <	6 WKNR		7 WZAK-F	7 WZJM-F	
		8 WNCX-F	8 WTAM <	8 WENZ-F	8 WMVX-F			8 WQAL-F <	8 WGAR-F <	
				9 WTAM	9 WNWV-F			9 WGAR-F <	9 WNWV-F <	
				10 WNCX-F <				10 WZJM-F		

Other Rated Stations				Metro Share	Cume Rating	TSA AQH Cume	Other Rated Stations--Outside Market				Metro Share	Cume Rating	TSA AQH Cume
WABQ	B/G	1540	Cleveland	0.8	1.6		WKDD-F	CHR/AC	96.5	Akron	0.9	4.6	
WEOL	N/T	930	Elyria	0.6	1.9		WKY-F	C	104.7	Geneva	0.7	1.3	
WERE	N/T	1300	Cleveland	0.4	1.8		WONE-F	AOR	97.5	Akron	0.5	3.3	
							WQM-F	C	94.9	Medina	0.6	3.0	

CLEVELAND

Consolidation Report	12+	25-54	Revenue
AMFM (See Notes)	27.8 %	26.6 %	38.8 %
WDOK-FM, WJMO-AM, WQAL-FM, WRMR-AM, WZAK-FM, WZJM-FM			
Clear Channel (See Notes)	37.2 %	39.7 %	42.0 %
WGAR-FM, WMJI-FM, WMMS-FM, WMVX-FM, WTAM-AM, WZLE-FM			
	65.0 %	66.3 %	80.8 %

AM Stations

Station	Freq	Power	Format	Parent	Revenue	Advertiser	Notes
WJMO	1490	1 kw	Black Gospel	ABC	\$32.00	D&R	AMFM
WKNR	1220	50 kw (DA-1)	Sports	ABC, CBS, ESPN	\$55.00	Katz	AMFM
WRMR	850	50kw/4.7 kw (DA-2)	Standards	CNN, Jones	\$45.00	Katz	AMFM
WTAM	1100	50 kw	News/Talk	ABC, AP	\$70.00	Eastman	Clear Channel

FM Stations

Station	Freq	Power	Format	Parent	Revenue	Advertiser	Notes
WCLV	95.5	31 kw @ 620	Classical		\$65.00	Interep	
WDOK	102.1	12 kw @ 1005	Soft AC		\$149.00	Katz	AMFM
WENZ	107.9	16 kw @ 892	Black	ABC	\$50.00	Allied	Radio One
WGAR	99.5	50 kw @ 500	Country		\$159.00	Christal	Clear Channel
WMJI	105.7	16 kw @ 1129	Oldies	Westwd	\$188.00	Mc-Guild	Clear Channel
WMMS	100.7	32 kw @ 600	AOR		\$120.00	Eastman	Clear Channel
WMVX	106.5	11.5 kw @ 1037	AC/CHR	AP	\$145.00	Eastman	Clear Channel
WNCX	98.5	16 kw @ 961	Talk/Classic AOR	ABC, Westwd	\$153.00	CBS	CBS/Infinity
WNWV	107.3	50 kw @ 466	Jazz	CBS	\$51.00	Allied	WEOL Elyria
WQAL	104.1	11 kw @ 1060	AC/CHR	Westwd, AMFM	\$115.00	Eastman	AMFM
WZAK	93.1	27.5 kw @ 623	Black	ABC	\$170.00	D&R	AMFM
WZJM	92.3	40 kw @ 548	Black Oldies	ABC, AMFM	\$53.00	Sentry	AMFM
WZLE	104.9	1.3 kw @ 499	CHR		\$ NA	--	Clear Channel Lorain

Notes: 9/99 WZLE-F changed calls to WAKS-F; remains CHR . . . 10/99 AMFM and Clear Channel announced plans to merge. Divesitures in the market will be required

COLORADO SPRINGS

Arbitron Rank 93 **Pop (12+)** 399,000
MSA Rank: 104
MSA Pop: 493,000
DMA: 94 (w/Pueblo)
Average Persons Rating: 15.2
Market TSL in Hours 20.25

Stations 28 / 17
Diaries: 1,422 / 281:1 / 54.5%
Sample Target: 1,360
% Below Line: 18.4
% Not Listed: 14.0
Pop per Station: 23,471

Last Year's Revenue: \$19,700,000
Household Income: \$39,420
Total Retail Sales: \$5.2 Bil.
#1 Biller: KKFM-F \$3,500,000
#1 Billing Portfolio
 Citadel \$9,290,000

12+ Metro	Format	Summer 99 1/4 Share	Spg 99	Win 99	Fall 98	Sum 98	4-Book Avg	12+ Metro Cume / Rtg.	Spg 99	Sum 98	12+ TSA AQH / Cume	Revenue Level
1	KKMG-F	CHR	72 / 11.9	11.3	11.2	11.8	11.5	1063 / 26.6	25.8	26.0	D	KKMG-F
2	KKCS-F	C	46 / 7.6	8.2	9.8	6.9	6.6	654 / 16.4	17.5	14.5	E	KKCS-F
3	KKFM-F	AOR/CL	41 / 6.8	7.8	6.9	7.4	11.5	655 / 16.4	18.4	19.6	E	KKFM-F
4	KILO-F	AOR	40 / 6.6	7.3	7.8	6.2	6.2	651 / 16.3	16.8	15.2	C	KILO-F
5	KVUU-F	AC	36 / 5.9	5.8	4.7	5.1	5.1	776 / 19.4	20.2	18.1	C	KVUU-F
6	KVOR	T/N	35 / 5.8	4.8	6.2	6.7	6.6	485 / 12.2	12.7	12.9	C	KVOR
7	KCCY-F	C	32 / 5.3	5.2	5.7	7.8	4.2	543 / 13.6	13.3	12.2	C	KCCY-F
8	KYZX-F	CL AOR	30 / 5.0	1.7				335 / 8.4	3.5		C	KYZX-F
8	KKLI-F	SAC	30 / 5.0	5.2	3.3	5.1	4.2	475 / 11.9	13.2	10.5	C	KKLI-F
10	KSPZ-F	O	27 / 4.5	5.0	5.0	4.4	5.7	495 / 12.4	13.5	14.9	C	KSPZ-F
11	KOA	T/FS	23 / 3.8	3.5	4.5	5.1	3.9	495 / 12.4	11.1	10.9		KOA
12	KSKX-F	J	20 / 3.3	3.2	4.8	3.2	3.5	335 / 8.4	7.8	7.8	B	KSKX-F
13	KBIQ-F	REL-CC	14 / 2.3	2.8	1.4	1.8	1.4	303 / 7.6	6.7	5.5		KBIQ-F
14	KRDO-F	AC	11 / 1.8	2.8	2.9	2.8	3.4	305 / 7.7	9.3	10.3	B	KRDO-F

12+ FM Share (Metro): 83.11% (433 of 521) (Summer 98: 81.24%)

Teens	18-34	18-49	25-49	25-54	35+	12+ AMD	12+ Mid	12+ PMD	12+ Eve	12+ Wknd
1 KKMG-F >>>	1 KKMG-F	1 KKMG-F	1 KKFM-F	1 KKMG-F <	1 KKCS-F <	1 KKMG-F >	1 KKMG-F	1 KKMG-F >	1 KKMG-F >	1 KKMG-F >
2 KIL0-F >>	2 KIL0-F >	2 KKFM-F	1 KKMG-F	2 KKFM-F	2 KVOR >	2 KKFM-F <	2 KKCS-F <	2 KKFM-F <	2 KIL0-F >	2 KKCS-F
3 KKF-M-F	3 KIL0-F	3 KYZX-F <	3 KYZX-F <	3 KKF-M-F	3 KKCS-F <	3 KVOR	3 KKCS-F	3 KKCS-F	3 KIL0-F	3 KIL0-F
3 KVUU-F >	3 KVUU-F	4 KVUU-F	4 KKCS-F	3 KKMG-F	4 KVOR	4 KKF-M-F <	4 KIL0-F <	4 KIL0-F <	3 KKLI-F	3 KVUU-F <
5 KCCY-F <	5 KYZX-F <	5 KKCS-F	5 KVUU-F	3 KOA <	5 KIL0-F	5 KIL0-F	5 KIL0-F	5 KVUU-F <	5 KVUU-F	5 KCCY-F
6 KKCS-F	6 KKCS-F	6 KIL0-F	6 KKLI-F	6 KSPZ-F	6 KVUU-F <	6 KKLI-F	6 KYZX-F	6 KYZX-F	6 KKFM-F	6 KKFM-F <
6 KYZX-F <	7 KCCY-F <	6 KKLI-F	6 KCCY-F	7 KKLI-F	7 KCCY-F	6 KVUU-F <	7 KCCY-F <	7 KCCY-F <	6 KYZX-F	7 KSPZ-F
8 KKLI-F >	8 KKLI-F	6 KCCY-F	8 KSPZ-F <	7 KCCY-F <	8 KOA <	8 KYZX-F	8 KKLI-F <	8 KKLI-F <	6 KVOR	8 KYZX-F <
	9 KSPZ-F	9 KSPZ-F <	10 KSKX-F	10 KSKX-F	9 KIL0-F	9 KSPZ-F	9 KCCY-F	9 KSPZ-F	9 KKFM-F	9 KOA
						10 KSPZ-F	10 KSPZ-F	10 KOA <	9 KSPZ-F	10 KKLI-F
									9 KCCY-F <	10 KSKX-F <

Wom 18-24	Wom 18-34	Wom 25-34	Wom 18-49	Wom 25-54	Men 18-24	Men 18-34	Men 25-34	Men 18-49	Men 25-54	12+ Ovrnite
1 KKMG-F >>>	1 KKMG-F >>	1 KKMG-F >	1 KKMG-F >	1 KKMG-F >	1 KIL0-F	1 KIL0-F	1 KKF-M-F	1 KKF-M-F	1 KKF-M-F >	1 KSKX-F <
2 KVUU-F	2 KVUU-F	2 KKLI-F	2 KVUU-F	2 KKLI-F	2 KKMG-F >>	2 KKFM-F	2 KIL0-F >	2 KIL0-F	2 KKMG-F	2 KKMG-F
3 KIL0-F >	3 KIL0-F	3 KVUU-F	3 KKLI-F <	2 KVUU-F	3 KVUU-F >	3 KKMG-F	3 KCCY-F	3 KKMG-F	2 KYZX-F	3 KIL0-F
	3 KKLI-F	4 KIL0-F	4 KKCS-F <	4 KSPZ-F	4 KCCY-F	4 KVUU-F	4 KYZX-F <	4 KYZX-F <	2 KCCY-F <	3 KVOR >
	5 KKCS-F	4 KYZX-F	5 KYZX-F <	4 KKCS-F	4 KKFM-F	5 KCCY-F	5 KKCS-F	5 KCCY-F <	5 KKCS-F <	5 KKCS-F
	5 KKF-M-F	6 KKCS-F	6 KKF-M-F	4 KYZX-F	4 KSPZ-F >>	6 KYZX-F	5 KKMG-F	6 KVUU-F <	6 KIL0-F	
	5 KYZX-F	6 KKF-M-F	7 KSPZ-F	7 KKF-M-F		7 KKCS-F >	5 KYZX-F >	7 KKCS-F >	7 KVUU-F	
	8 KCCY-F	8 KSKX-F	7 KIL0-F	8 KSKX-F		8 KKLI-F >	8 KYZX-F >	8 KSPZ-F	8 KSPZ-F	
		8 KRDO-F		8 KCCY-F			9 KSKX-F	9 KSKX-F	8 KSKX-F	
		8 KCCY-F >								

Other Rated Stations	Metro Share	Cume Rating	TSA AQH Cume
KCMN	ST	1530	Colorado Springs 1.0 2.6
KGFT-F	REL	100.7	Pueblo 1.0 4.7
KKCS	T	1460	Colorado Springs 1.0 3.2
KPRZ-F	REL	96.1	Fountain 1.0 3.2
KRDO	SPRTS	1240	Colorado Springs 1.0 3.6
KTWK	ST	740	Colorado Springs 1.3 3.8

Other Rated Stations--Outside Market	Metro Share	Cume Rating	TSA AQH Cume
KALC-F	AC/CHR	105.9	Denver 0.3 1.2
KDZA-F	O	107.9	Pueblo 0.7 2.3
KHOW	T	630	Denver 0.7 2.7
KQKS-F	CHR	107.5	Lakewood 1.3 4.0
KRFX-F	CL AOR	103.5	Denver 0.3 1.9
KTCL-F	AOR-P	93.3	Fort Collins 0.3 1.1
KXPK-F	AOR-NR	96.5	Evergreen 0.3 1.7
KYGO-F	C	98.5	Denver 0.3 1.0

COLORADO SPRINGS

Consolidation Report	12+	25-54	Revenue
AMFM (See Notes) KKLI-FM, KVUU-FM	10.9 %	12.5 %	11.9 %
Bahakel KILO-FM, KYZX-FM	11.6 %	12.3 %	8.1 %
Citadel KKFM-FM, KKMG-FM, KSPZ-FM, KTWK-AM, KVOR-AM	30.3 %	28.4 %	47.2 %
Local KCBR-AM, KCMN-AM	1.0 %	%	1.3 %
Salem KBIQ-FM, KGFT-FM, KPRZ-FM	4.3 %	5.5 %	%
	58.1 %	58.7 %	68.5 %

AM Stations

KVOR	1300	5 kw/1 kw	Talk/News	ABC, CBS	\$30.00	Katz	Citadel
------	------	-----------	-----------	----------	---------	------	---------

FM Stations

KBIQ	102.7	100 kw @ 2000	Contemp. Christian		\$<20.00	Salem	Salem	Manitou Springs
KILO	94.3	83 kw @ 2110	AOR		\$32.00	Eastman	Bahakel	
KKCS	101.9	72 kw @ 2280	Country		\$75.00	Katz	KKCS	
KKFM	98.1	71 kw @ 2290	AOR/Classic AOR		\$56.00	Mc-Guild	Citadel	
KKLI	106.3	1.6 kw @ 2224	Soft AC	AMFM	\$30.00	Mc-Guild	AMFM	Widefield
KKMG	98.9	70 kw @ 2300	CHR		\$40.00	Mc-Guild	Citadel	Pueblo
KRDO	95.1	96 kw @ 2010	AC	ABC	\$21.00	D&R		
KSKX	105.5	0.4 kw @ 2228	Jazz		\$ NA	D&R		Security
KSPZ	92.9	72 kw @ 2130	Oldies	Westwd	\$38.00	Katz	Citadel	
KVUU	99.9	68 kw @ 2000	AC		\$30.00	Katz	AMFM	Pueblo
KYZX	103.9	1.75 kw @ 2158	Classic AOR		\$ NA	Eastman	Bahakel	Pueblo West

Notes: Other ranked stations -- See Denver or, in the Spring 1999 American Radio, Pueblo . . . 10/99 AMFM and Clear Channel announced plans to merge. Divestitures in the market may be necessary

FORMAT CODES

AC	- Adult Contemporary	J	- Jazz and New Adult Contemporary
AC-NR	- Modern AC	KIDS	- Children's
AOR	- Album Oriented Rock	N	- News
AOR-NR	- New Rock	O	- Oldies (50's & 60's)
AOR-P	- Progressive AOR	REL	- Religion, Christian
B	- Black (audience 75%+ Black)	REL-CC	- Contemporary Christian
B/AC	- Black Adult Contemporary	SAC	- Soft Adult Contemporary
B/G	- Black Gospel	SP	- Hispanic/Spanish
B/O	- Black Oldies	SP-C	- Hispanic Contemporary
BIZ	- Business News & Talk	SP-NT	- Hispanic News/Talk/Information
C	- Country	SP-R	- Hispanic-Regional
C/O	- Classic Country	SP-TP	- Hispanic-Tropical
CHR	- Contemporary Hit Radio, Top 40	SP-VA	- Hispanic Variety
CL	- Classical	SP-TJ	- Tejano
CL AOR	- Classic AOR, Classic Rock	SPRTS	- Sports
CL HITS	- Classic Hits/70's Oldies	ST	- Standards, Big Band, Nostalgia
E	- Ethnic (usually Foreign Lang.)	T	- Talk
EZ	- Easy Listening, Beautiful Music	U	- Urban (majority of audience is non-white)
FS	- Full Service	VA	- Variety
G	- Gospel	?	- Others or Unknown

REVENUE LEVEL CODES

A - Less than \$500,000	E - \$3,000,000 to \$3,999,999	I - \$10,000,000 to \$14,999,999
B - \$500,000 to \$999,999	F - \$4,000,000 to \$4,999,999	J - \$15,000,000 to \$19,999,999
C - \$1,000,000 to \$1,999,999	G - \$5,000,000 to \$6,999,999	K - \$20,000,000 to \$29,999,999
D - \$2,000,000 to \$2,999,999	H - \$7,000,000 to \$9,999,999	L - \$30,000,000+

COLUMBIA, SC

Arbitron Rank	88 Pop (12+)	427,200	Stations	18 / 17	Last Year's Revenue:	\$26,000,000
MSA Rank:		100	Diaries:	1,425 / 300:1 / 50.3%	Household Income:	\$42,709
MSA Pop:		515,000	Sample Target:	1,450	Total Retail Sales:	\$4.7 Bil.
DMA:		86	% Below Line:	7.3	#1 Biller:	WWDM-F \$5,375,000
Average Persons Rating:		14.4	% Not Listed:	16.4	#1 Billing Portfolio	
Market TSL in Hours		19.25	Pop per Station:	25,129		AMFM \$10,780,000

12+ Metro	Format	Summer 99 1/4 Share	Spq 99	Win 99	Fall 98	Sum 98	4-Book Avg	12+ Metro Cume / Rtg.	Spq 99	Sum 98	12+ TSA AQH / Cume	Revenue Level	
1	WCOS-F	C	64 / 10.4	9.5	8.4	10.5	10.7	9.7	835 / 19.6	22.3	20.1	E	WCOS-F
2	WNOK-F	CHR	60 / 9.7	9.9	8.7	7.2	8.5	8.9	971 / 22.7	22.3	22.9	E	WNOK-F
3	WWDM-F	B	51 / 8.3	10.9	14.3	14.9	15.4	12.1	799 / 18.7	23.6	24.7	G	WWDM-F
4	WHXT-F	B	45 / 7.3						561 / 13.1				WHXT-F
5	WMFX-F	AOR/CL	38 / 6.2	6.8	6.7	5.8	6.1	6.4	659 / 15.4	14.6	15.1	D	WMFX-F
6	WFMV-FF	B/G	34 / 5.5	5.5	5.9	7.2	4.7	6.0	491 / 11.5	9.8	9.1	B	WFMV-FF
7	WVOC	N/T	32 / 5.2	5.0	5.5	6.9	5.4	5.6	505 / 11.8	10.5	13.2	C	WVOC
7	WOMG-F	O	32 / 5.2	5.2	5.0	5.3	5.4	5.2	523 / 12.2	12.0	14.4	C	WOMG-F
9	WTCB-F	AC	30 / 4.9	5.3	6.5	5.3	6.4	5.5	555 / 13.0	12.7	14.1	E	WTCB-F
10	WISW	N	26 / 4.2	0.8	1.2	1.6	1.2	1.9	286 / 6.7	4.2	4.9	A	WISW
11	WSCQ-F	B/O	25 / 4.0	4.9	4.9	4.7	5.6	4.6	468 / 10.9	9.7	10.6	C	WSCQ-F
12	WARQ-F	AOR-NR	22 / 3.6	5.6	5.0	4.9	4.6	4.8	531 / 12.4	13.9	13.8	B	WARQ-F
13	WLXC-F	B/AC	20 / 3.2	7.6	2.0	1.4	2.7	3.6	373 / 8.7	12.5	6.8	A	WLXC-F
14	WLTY-F	SAC	17 / 2.8	4.1	4.0	4.1	1.9	3.7	356 / 8.3	11.7	6.5	A	WLTY-F

12+ FM Share (Metro): 85.08% (439 of 516) (Summer 98: 87.25%)

Teens	18-34	18-49	25-49	25-54	35+	12+ AMD	12+ Mid	12+ PMD	12+ Eve	12+ Wknd
1 WHXT-F	1 WNOK-F	1 WNOK-F <	1 WCOS-F <	1 WCOS-F <	1 WCOS-F	1 WCOS-F	1 WCOS-F	1 WCOS-F	1 WHXT-F >	1 WWDM-F <
2 WNOK-F >>	2 WHXT-F	2 WCOS-F	2 WNOK-F	2 WNOK-F	2 WVOC <	2 WNOK-F	2 WNOK-F	2 WNOK-F	2 WNOK-F <	2 WNOK-F <
3 WWDM-F >	3 WWDM-F	3 WWDM-F <	3 WWDM-F <	3 WWDM-F	3 WOMG-F <	3 WMFX-F	3 WVOC <	3 WHXT-F <	3 WWDM-F	3 WHXT-F <
3 WCOS-F	4 WMFX-F <	4 WMFX-F	4 WMFX-F <	4 WISW	4 WWDM-F <	4 WWDM-F	4 WWDM-F	4 WWDM-F	4 WCOS-F >	4 WCOS-F
5 WMFX-F	5 WHXT-F >	5 WFMV-FF <	5 WTCB-F <	5 WWDM-F	5 WISW	5 WOMG-F <	5 WOMG-F <	5 WOMG-F <	5 WFMV-FF	5 WFMV-FF
6 WARQ-F	6 WTCB-F	6 WTCB-F	6 WFMV-FF <	6 WFMV-FF <	6 WFMV-FF <	6 WFMV-FF <	6 WMFX-F	6 WTCB-F <	6 WMFX-F	6 WSCQ-F
	6 WFMV-FF	7 WSCQ-F	7 WOMG-F <	7 WTCB-F <	7 WTCB-F	7 WHXT-F <	7 WMFX-F <	7 WARQ-F	7 WMFX-F	7 WMFX-F
	8 WSCQ-F <	7 WHXT-F	8 WSCQ-F	8 WSCQ-F <	8 WOMG-F <	8 WTCB-F <	8 WFMV-FF <	7 WTCB-F	7 WOMG-F	7 WOMG-F
	9 WARQ-F	9 WOMG-F <	9 WHXT-F	9 WMFX-F	9 WVOC	9 WFMV-FF	9 WVOC <	7 WVOC <	9 WISW	9 WISW
			10 WLXC-F <	10 WNOK-F			10 WSCQ-F <		9 WTCB-F <	9 WTCB-F <

Wom 18-24	Wom 18-34	Wom 25-34	Wom 18-49	Wom 25-54	Men 18-24	Men 18-34	Men 25-34	Men 18-49	Men 25-54	12+ Ovrnite
1 WNOK-F	1 WNOK-F >	1 WNOK-F	1 WNOK-F	1 WNOK-F <	1 WHXT-F	1 WHXT-F <	1 WMFX-F	1 WMFX-F >	1 WMFX-F	1 WCOS-F <
2 WHXT-F >	2 WCOS-F <	2 WCOS-F	2 WCOS-F	2 WCOS-F	2 WMFX-F >	2 WMFX-F	1 WHXT-F	2 WCOS-F	2 WCOS-F	2 WHXT-F
3 WWDM-F	3 WWDM-F <	3 WWDM-F >	3 WWDM-F <	3 WTCB-F <	3 WNOK-F	3 WNOK-F	3 WNOK-F >	2 WHXT-F	3 WWDM-F <	3 WWDM-F >
3 WARQ-F >	4 WHXT-F >	4 WFMV-FF	4 WTCB-F	4 WWDM-F <	3 WWDM-F	4 WWDM-F	4 WCOS-F	4 WNOK-F	4 WNOK-F <	4 WNOK-F
5 WCOS-F	5 WFMV-FF	5 WTCB-F	5 WFMV-FF	5 WOMG-F <	5 WCOS-F	5 WCOS-F	4 WWDM-F	4 WWDM-F	5 WHXT-F <	5 WVOC >
5 WLTY-F >	5 WARQ-F	5 WHXT-F	5 WHXT-F	6 WFMV-FF >		6 WARQ-F >	6 WFMV-FF	6 WSCQ-F	6 WSCQ-F	
			7 WOMG-F	7 WSCQ-F			7 WARQ-F	6 WARQ-F	7 WFMV-FF	
			8 WSCQ-F	8 WLTY-F			7 WTCB-F >	8 WFMV-FF >	8 WTCB-F	
									8 WMG-F	
									8 WARQ-F	
									8 WVOC	
									8 WLXC-F >	

Other Rated Stations				Metro Share	Cume Rating	TSA AQH Cume
WCOS	SPRTS	1400	Columbia	1.1	4.0	
WOIC	B/O	1230	Columbia	1.5	2.3	
WTGH	B/G	620	Cayce	0.5	1.5	

COLUMBIA, SC

Consolidation Report	12+	25-54	Revenue
AMFM (See Notes) WCOS-AM, WCOS-FM, WLTY-FM, WNOK-FM, WSCQ-FM, WVOC-AM	33.2 %	33.7 %	41.3 %
Bloomington WISW-AM, WLXC-FM, WOMG-FM, WTCB-FM	17.5 %	17.6 %	20.4 %
Clear Channel (See Notes) WARQ-FM, WMFX-FM, WOIC-AM, WWDM-FM	19.6 %	19.4 %	35.6 %
Local WFMV-FM, WLJI-FM	5.7 %	6.2 %	2.5 %
	76.0 %	76.9 %	99.8 %

AM Stations

Station	Power	Frequency	Format	AP	Revenue	Ownership	Market
WISW	1320	5 kw/2.5 kw (DA-N)	News	AP	\$ NA	Christal	Bloomington
WVOC	560	5 kw (DA-N)	News/Talk	Westwd	\$32.00	--	AMFM

FM Stations

Station	Power	Frequency	Format	AP	Revenue	Ownership	Market
WARQ	93.5	2.8 kw @ 443	New Rock		\$24.00	Clr Chnl	Clear Channel
WCOS	97.5	100 kw @ 983	Country	ABC	\$74.00	Katz	AMFM
WFMV	95.3	3 kw @ 328	Black Gospel	Westwd	\$21.00	D&R	S. Congaree
WHXT	103.9	9.2 kw @ 531	Black	ABC	\$ NA	--	Orangeburg
WLJI	98.3	6 kw @ 328	Simul. WFMV-F				Summerton
WLTY	96.7	3.3 kw @ 443	Soft AC	AMFM	\$25.00	Katz	AMFM Cayce
WLXC	98.5	6 kw @ 328	Black AC		\$ NA	K&P	Bloomington Lexington
WMFX	102.3	6 kw @ 328	AOR/Classic AOR	UBN	\$37.00	Clr Chnl	Clear Channel St. Andrews
WNOK	104.7	96 kw @ 1033	CHR	ABC	\$48.00	Mc-Guild	AMFM
WOMG	103.1	3 kw @ 300	Oldies		\$28.00	Christal	Bloomington
WSCQ	100.1	5.9 kw @ 330	Black Oldies		\$22.00	Katz	AMFM W. Columbia
WTCB	106.7	100 kw @ 787	AC		\$62.00	Christal	Bloomington Orangeburg
WWDM	101.3	100 kw @ 1322	Black	ABC, Westwd	\$77.00	Clr Chnl	Clear Channel Sumter

Notes: 10/99 AMFM and Clear Channel announced plans to merge. Divestitures in the market will be necessary.

COLUMBUS, OH

Arbitron Rank · 33 Pop (12+) 1,248,600	Stations 29 / 28	Last Year's Revenue: \$84,800,000
MSA Rank: 40	Diaries: 2,463 / 507:1 / 49.2%	Household Income: \$47,088
MSA Pop: 1,470,000	Sample Target: 2,440	Total Retail Sales: \$19.8 Bil.
DMA: 34	% Below Line: 1.0	#1 Biller: WSNY-F \$12,000,000
Average Persons Rating: 14.6	% Not Listed: 12.4	#1 Billing Portfolio
Market TSL in Hours 19.25	Pop per Station: 44,593	Clear Channel \$34,050,000

12+ Metro	Format	Summer 99 1/4 Share	Spg 99	Win 99	Fall 98	Sum 98	4-Book Avg	12+ Metro Cume / Rtg.	Spg 99	Sum 98	12+ TSA AQH / Cume	Revenue Level	
1	WNCI-F	CHR	180 / 9.9	10.1	9.0	8.3	9.8	9.3	3311 / 26.5	24.1	28.2	I	WNCI-F
2	WTVN	FS/T	145 / 8.0	8.0	8.3	7.5	7.8	7.9	2117 / 17.0	15.8	16.2	H	WTVN
3	WSNY-F	AC	132 / 7.3	7.8	6.9	6.0	6.6	7.0	2208 / 17.7	17.9	17.3	I	WSNY-F
4	WCKX-F	B	129 / 7.1	6.6	7.3	6.8	6.2	7.0	1651 / 13.2	14.6	12.3	D	WCKX-F
5	WLVQ-F	AOR/CL	119 / 6.6	7.2	5.7	6.0	5.9	6.4	1833 / 14.7	15.2	14.5	H	WLVQ-F
6	WCOL-F	C	114 / 6.3	5.8	7.6	9.0	8.8	7.2	1880 / 15.1	15.1	18.6	H	WCOL-F
7	WBZX-F	AOR	97 / 5.3	5.5	4.6	4.1	4.2	4.9	1898 / 15.2	14.7	13.9	G	WBZX-F
8	WBNS-F	O	83 / 4.6	4.1	4.9	5.6	4.7	4.8	1661 / 13.3	12.0	14.3	G	WBNS-F
9	WMNI	ST	68 / 3.7	2.2	2.9	2.9	2.9	2.9	816 / 6.5	5.7	5.9	B	WMNI
10	WHOK-F	C	63 / 3.5	4.2	4.1	4.2	3.9	4.0	1295 / 10.4	11.2	12.4	E	WHOK-F
11	WWCD-F	AOR-NR	44 / 2.4	2.2	2.5	1.6	1.5	2.2	930 / 7.4	7.1	6.7	C	WWCD-F
12	WBNS	SPRTS	42 / 2.3	1.9	1.7	2.6	1.6	2.1	793 / 6.4	5.5	5.0	C	WBNS
13	WEGE-F	CL AOR	39 / 2.1	2.0	2.3	1.8		2.1	936 / 7.5	6.7			WEGE-F
13	WXMG-F	B/O	39 / 2.1	2.3	1.5	2.0	0.6	2.0	866 / 6.9	5.6	2.0	B	WXMG-F
15	WXST-F	CL HITS	35 / 1.9	2.2	2.3	3.1	2.6	2.4	900 / 7.2	8.4	8.0	A	WXST-F
16	WAZU-F	AOR-NR	33 / 1.8	2.0	1.7	1.3	1.0	1.7	818 / 6.6	5.7	4.9	C	WAZU-F
16	WZAZ-F	AOR-P	33 / 1.8	1.8	2.4	2.2	3.7	2.1	1203 / 9.6	8.9	9.3	E	WZAZ-F
18	WZJZ-F	J	31 / 1.7	1.7	1.2	1.8	2.6	1.6	715 / 5.7	4.9	6.2	C	WZJZ-F
19	WCLT-F	C	30 / 1.7	2.2	1.7	1.8	2.0	1.8	492 / 3.9	4.7	4.3		WCLT-F
20	WVVO	B/G	24 / 1.3	2.1	1.2	1.5	2.1	1.5	321 / 2.6	3.1	3.3	A	WVVO
21	WLW	FS/T	19 / 1.0	1.1	0.9	0.9	0.9	1.0	472 / 3.8	3.4	2.9		WLW

12+ FM Share (Metro): 78.83% (1255 of 1592) (Summer 98: 80.13%)

Teens	18-34	18-49	25-49	25-54	35+	12+ AMD	12+ Mid	12+ PMD	12+ Eve	12+ Wknd
1 WNCI-F	1 WNCI-F	1 WNCI-F	1 WLVQ-F <	1 WNCI-F <	1 WTVN >	1 WTVN	1 WNCI-F <	1 WNCI-F	1 WNCI-F	1 WNCI-F
2 WCKX-F >>	2 WCKX-F	2 WLVQ-F	2 WNCI-F	2 WLVQ-F <	2 WSNY-F	2 WBZX-F <	2 WTVN	2 WTVN <	2 WCKX-F	2 WCKX-F <
3 WBZX-F	3 WBZX-F	3 WCKX-F <	3 WSNY-F	3 WSNY-F	3 WCOL-F <	3 WNCI-F <	3 WSNY-F	3 WSNY-F <	3 WSNY-F >	3 WCOL-F
4 WZAZ-F	4 WLVQ-F >	4 WSNY-F <	4 WCOL-F <	4 WCOL-F	4 WBNS-F	4 WLVQ-F	4 WLVQ-F <	4 WLVQ-F <	4 WCOL-F	4 WSNY-F <
4 WWCD-F	5 WSNY-F	5 WBZX-F <	5 WBZX-F <	5 WTVN <	5 WMNI <	5 WSNY-F	5 WCKX-F	5 WCKX-F <	5 WLVQ-F <	5 WTVN <
6 WCOL-F	6 WCOL-F >	6 WCKX-F	6 WCKX-F	6 WBZX-F <	6 WLVQ-F <	6 WCOL-F <	6 WCOL-F	6 WCOL-F	6 WTVN <	6 WBNS-F <
7 WAZU-F <	7 WTVN <	7 WTVN	7 WCKX-F	7 WCKX-F	7 WNCI-F >	7 WCKX-F	7 WBZX-F	7 WBNS-F <	7 WBNS-F	7 WLVQ-F
8 WXST-F <	8 WHOK-F	8 WHOK-F	8 WHOK-F	8 WBNS-F <	8 WHOK-F	8 WBNS-F	8 WMNI <	8 WBZX-F	8 WMNI <	8 WHOK-F <
	9 WWCD-F	9 WEGE-F <	9 WEGE-F <	9 WHOK-F	9 WCKX-F <	9 WHOK-F <	9 WBNS-F	9 WMNI	9 WAZU-F <	9 WMNI <
	9 WEGE-F <	10 WBNS-F <	10 WEGE-F <	10 WEGE-F <		10 WMNI	10 WHOK-F <	9 WHOK-F	10 WBZX-F	10 WBZX-F

Wom 18-24	Wom 18-34	Wom 25-34	Wom 18-49	Wom 25-54	Men 18-24	Men 18-34	Men 25-34	Men 18-49	Men 25-54	12+ Ovrnite
1 WNCI-F	1 WNCI-F >	1 WNCI-F >	1 WNCI-F	1 WSNY-F <	1 WBZX-F	1 WBZX-F	1 WBZX-F	1 WLVQ-F	1 WLVQ-F	1 WCKX-F <
2 WCKX-F >	2 WCKX-F >	2 WCKX-F	2 WSNY-F	2 WNCI-F >	1 WNCI-F <	2 WLVQ-F	2 WLVQ-F >	2 WBZX-F	2 WBZX-F	2 WTVN >
3 WSNY-F >	3 WSNY-F >	3 WSNY-F	3 WCKX-F	3 WCOL-F >	3 WCKX-F	3 WCKX-F	3 WCKX-F <	3 WNCI-F <	3 WTVN <	3 WSNY-F <
4 WZAZ-F	4 WCOL-F <	4 WXST-F <	4 WCOL-F >	4 WCKX-F <	4 WLVQ-F >	3 WNCI-F >	4 WNCI-F	4 WCKX-F	4 WNCI-F	4 WNCI-F
4 WCOL-F	5 WXST-F	5 WCOL-F	5 WHOK-F <	5 WBNS-F <	5 WAZU-F >	5 WAZU-F <	5 WBNS <	5 WTVN	5 WCOL-F	5 WLVQ-F
	6 WBZX-F	6 WLVQ-F	6 WLVQ-F	6 WTVN	6 WBNS <	6 WWCD-F	6 WWCD-F	5 WCOL-F <	5 WCKX-F <	6 WCOL-F
	7 WZAZ-F	7 WHOK-F	7 WBNS-F	6 WHOK-F <	7 WWCD-F	7 WHOK-F	7 WBNS	7 WBNS	7 WBNS	
	7 WHOK-F <	8 WBZX-F	8 WXST-F <	8 WLVQ-F >	7 WCOL-F	7 WCOL-F	7 WCOL-F	8 WSNY-F <	8 WSNY-F	
		8 WTVN	9 WTVN <	9 WXST-F <			7 WAZU-F	9 WWCO-F <	9 WWCD-F <	
				10 WXMG-F						
									10 WEGE-F <	

Other Rated Stations			Metro Share	Cume Rating	TSA AQH Cume
WCZZ-F	J	106.3 London	0.9	3.0	
WFII	T	1230 Columbus	0.9	3.0	
WLOH	ST	1320 Lancaster	0.6	1.5	
WNKO-F	O	101.7 Newark	0.9	2.2	
WQIO-F	CHR	93.7 Mount Vernon	0.5	1.9	
WRFD	REL	880 Worthington	0.7	1.6	
WSMZ-F	B	103.1 Johnstown	0.7	2.2	

COLUMBUS, OH

Consolidation Report	12+	25-54	Revenue
Blue Chip WCKX-FM, WCZZ-FM, WXMG-FM	10.1 %	9.5 %	3.2 %
CBS/Infinity WAZU-FM, WHOK-FM, WLWQ-FM	11.9 %	14.5 %	16.4 %
Clear Channel WCOL-FM, WFIL-AM, WNCI-FM, WTVN-AM, WZAZ-FM	26.9 %	24.4 %	40.2 %
Local - 1 WJZA-FM, WZJZ-FM	1.7 %	1.8 %	1.8 %
Local - 2 WBZX-FM, WEGE-FM, WMNI-AM	11.1 %	9.9 %	7.5 %
	61.7 %	60.1 %	69.1 %

AM Stations

Station	Power	Frequency	Format	Advertiser	Agency	Comments
WBNS	1460	5 kw/1 kw (DA-N)	Sports	SBUSA, 1-On-1, ESPN	\$28.00	Christal Columbus Dispatch
WMNI	920	1 kw/0.5 kw (DA-2)	Standards	Westwd	\$25.00	D&R WBZX-F/WEGE-F
WTVN	610	5 kw (DA-N)	Full Service/Talk	ABC, ESPN, CBS	\$149.00	Katz Clear Channel
WVKO	1580	1 kw/0.25 kw (DA-2)	Black Gospel	AURN, Westwd	\$31.00	Mc-Guild Saga

FM Stations

Station	Power	Frequency	Format	Advertiser	Agency	Comments	
WAZU	107.1	3 kw @ 328	AOR-New Rock	\$ NA	Katz	CBS/Infinity Circleville	
WBNS	97.1	20.5 kw @ 780	Oldies	CBS	\$80.00	Christal Columbus Dispatch	
WBZX	99.7	20.2 kw @ 783	AOR	\$97.00	D&R	WMNI/WEGE-F	
WCKX	107.5	1.9 kw @ 413	Black	AURN	\$ NA	D&R Blue Chip	
WCLT	100.3	50 kw @ 388	Country	Westwd, Jones	\$30.00	---	WCLT (AM) Newark
WCOL	92.3	21.9 kw @ 753	Country	\$140.00	Eastman	Clear Channel	
WEGE	103.9	5.1 kw @ 348	Classic AOR	\$ NA	D&R	WMNI/WBZX-F Westerville	
WHOK	95.5	21 kw @ 761	Country	AP, ABC	\$60.00	Christal	CBS/Infinity Lancaster
WLWQ	96.3	18 kw @ 753	AOR/Classic AOR	\$165.00	Katz	CBS/Infinity	
WNCI	97.9	175 kw @ 560	CHR	AP	\$171.00	Eastman	Clear Channel
WSNY	94.7	22.3 @ 753	AC	\$175.00	Mc-Guild	Saga	
WWCD	101.1	6 kw @ 328	AOR-New Rock	\$39.00	Roslin	Grove City	
WXMG	98.9	0.58 kw @ 753	Black Oldies	\$ NA	---	Blue Chip Upper Arlington	
WXST	107.9	6 kw @ 285	Classic Hits	\$23.00	Allied	Liberty Media Delaware	
WZAZ	105.7	2.5 kw @ 512	Progressive AOR	\$44.00	Eastman	Clear Channel Marysville	

Notes: WLW - See Cincinnati . . . 10/99 WLOH (1320; Lancaster) changed from Standards to Oldies

DALLAS-FORT WORTH

Arbitron Rank 7 Pop (12+): 3,822,200
MSA Rank: 10-Dallas; 32-Ft. Worth
MSA Pop: 4,700,000
DMA: 8
Average Persons Rating: 15.3
Market TSL in Hours 20.25

Stations 41 / 41
Diaries: 4,155/ 920:1/ 48.8%
Sample Target: 4,120
% Below Line: 0.0
% Not Listed: 9.3
Pop per Station: 93,224

Last Year's Revenue: \$279,100,000
Household Income: \$49,369
Total Retail Sales: \$47.2 Bil.
#1 Biller: KVIL-F \$34,200,000
#1 Billing Portfolio
 CBS/Infinity \$97,655,000

12+ Metro	Format	Summer 99 1/4 Share	Spg 99	Win 99	Fall 98	Sum 98	4-Book Avg	12+ Metro Cume / Rtg.	Spg 99	Sum 98	12+ TSA AQH / Cume	Revenue Level	
1	KKDA-F	B	424 / 7.2	7.6	6.8	6.4	7.0	7.0	5067 / 13.3	14.5	13.6	J*	KKDA-F
2	KHKS-F	CHR	410 / 7.0	6.6	6.3	7.3	7.7	6.8	7816 / 20.4	19.9	20.3	K	KHKS-F
3	KEGL-F	AOR	285 / 4.9	4.7	4.4	4.3	4.1	4.6	4110 / 10.8	10.9	9.6	G	KEGL-F
4	KSCS-F	C	275 / 4.7	5.0	5.0	5.0	5.1	4.9	4665 / 12.2	11.4	13.0	J	KSCS-F
5	WBAP	FS/T	272 / 4.6	4.8	5.4	5.3	4.7	5.0	3923 / 10.3	13.9	11.3	J	WBAP
6	KVIL-F	AC	251 / 4.3	4.4	4.8	4.6	5.2	4.5	4745 / 12.4	11.6	13.9	L	KVIL-F
7	KPLX-F	C	235 / 4.0	3.3	3.7	4.2	3.3	3.8	3937 / 10.3	9.2	9.7	H	KPLX-F
8	KZPS-F	CL AOR	218 / 3.7	4.0	4.1	3.8	4.0	3.9	4440 / 11.6	10.6	11.3	I	KZPS-F
9	KDMX-F	AC/CHR	213 / 3.6	3.5	3.7	4.2	3.8	3.8	5254 / 13.7	13.8	14.6	I	KDMX-F
9	KLTY-F	REL-CC	213 / 3.6	3.5	3.8	3.1	3.2	3.5	3204 / 8.4	7.7	8.0	G	KLTY-F
11	KLUV-F	O	203 / 3.5	3.6	3.1	3.4	3.6	3.4	3889 / 10.2	10.7	12.1	J	KLUV-F
12	KOAI-F	J	201 / 3.4	2.9	3.1	3.2	3.4	3.2	3213 / 8.4	7.9	8.9	H	KOAI-F
13	KRLD	N	197 / 3.4	3.7	3.5	3.6	4.2	3.5	4570 / 12.0	12.8	13.4	J	KRLD
14	KTXQ-F	B/O	196 / 3.3	4.0	3.3	3.6	2.1	3.6	3238 / 8.5	10.2	8.8	F	KTXQ-F
15	KDGE-F	AOR-NR	162 / 2.8	2.5	3.1	2.7	2.3	2.8	4053 / 10.6	10.8	10.3	G	KDGE-F
16	KRBV-F	CHR/B	147 / 2.5	2.3	2.0	2.4	2.5	2.3	3595 / 9.4	8.6	6.7	H	KRBV-F
17	WRR-F	CL	146 / 2.5	2.5	2.5	2.8	2.1	2.6	2635 / 6.9	7.6	7.3	E	WRR-F
18	KYNG-F	C	144 / 2.5	2.3	2.6	2.3	3.0	2.4	3021 / 7.9	7.6	9.5	I	KYNG-F
19	KMEO-F	SAC	131 / 2.2	2.5	0.9				2199 / 5.8	6.4			KMEO-F
20	KTCK	SPRTS	125 / 2.1	2.9	2.1	3.2	2.8	2.6	1594 / 4.2	6.0	5.4	I	KTCK
21	KBFB-F	SAC	122 / 2.1	1.8	1.6	2.0	2.4	1.9	2821 / 7.4	7.0	7.0	F	KBFB-F
22	KKZN-F	AOR-P	90 / 1.5	1.8	1.7	1.3	2.0	1.6	2437 / 6.4	6.7	7.4	E	KKZN-F
23	KLIF	T	89 / 1.5	1.3	1.2	1.6	1.4	1.4	1670 / 4.4	4.8	4.3	H	KLIF
24	KZMP-AF	SP-R	74 / 1.3	0.4	0.6	0.6	0.7	0.7	784 / 2.1	0.9	1.4		KZMP-AF
25	KHCK-F	SP-TJ	71 / 1.2	1.5	1.5	1.1	1.1	1.3	1344 / 3.5	3.4	3.1	E	KHCK-F

12+ FM Share (Metro): 81.35% (4322 of 5313) (Summer 98: 78.33%)

Teens	18-34	18-49	25-49	25-54	35+	12+ AMD	12+ Mid	12+ PMD	12+ Eve	12+ Wknd
1 KHKS-F <	1 KKDA-F	1 KKDA-F <	1 KKDA-F <	1 KHKS-F <	1 WBAP	1 KHKS-F	1 WBAP	1 KKDA-F <	1 KKDA-F >	1 KKDA-F
2 KKDA-F >>	2 KHKS-F <	2 KHKS-F	2 KHKS-F <	2 KKDA-F <	2 KVIL-F <	2 KKDA-F	2 KHKS-F <	2 KHKS-F	2 KHKS-F	2 KHKS-F >
3 KRBV-F <	3 KEGL-F	3 KEGL-F	3 KEGL-F	3 KEGL-F <	3 KLUV-F	3 WBAP <	3 KKDA-F <	3 KEGL-F	3 KEGL-F	3 KSCS-F
4 KDGE-F >	4 KDMX-F	4 KZPS-F <	4 KZPS-F <	4 KVIL-F <	3 KSCS-F <	4 KSCS-F <	4 KEGL-F	4 KSCS-F <	3 KRLD	4 KLTY-F
5 KEGL-F	5 KPLX-F	5 KDMX-F <	5 KDMX-F <	5 KSCS-F <	5 KRLD <	5 KEGL-F <	4 KVIL-F <	5 WBAP <	5 KOAI-F <	4 KLUV-F <
6 KZPS-F <	6 KLTY-F <	6 KLTY-F <	6 KLTY-F <	6 KZPS-F <	6 KOAI-F	6 KVIL-F	6 KSCS-F <	6 KDMX-F <	6 KRBV-F <	6 KOAI-F <
7 KDGE-F <	7 KPLX-F	7 KTXQ-F <	7 KTXQ-F <	7 KTXQ-F <	7 KTXQ-F <	7 KPLX-F	7 KPLX-F	7 KZPS-F <	7 KDGE-F	7 KEGL-F <
8 KSCS-F	7 KTXQ-F <	8 KSCS-F	8 KSCS-F	8 KDMX-F <	8 KLTY-F <	7 KRLD	8 KLUV-F	8 KVIL-F	8 KDMX-F <	8 KVIL-F
9 KRBV-F	9 KSCS-F	8 KVIL-F <	9 KLT-F <	9 KLT-F <	9 KZPS-F <	9 KLTY-F <	8 KDMX-F	8 KPLX-F <	9 KTXQ-F <	8 KZPS-F <
10 KLTY-F	9 KVIL-F	10 KPLX-F	10 KLUV-F <	10 KPLX-F	10 KPLX-F	10 KZPS-F	8 KZPS-F <	10 KLTY-F	10 KZPS-F	10 KPLX-F <
10 KTXQ-F <					10 KMEO-F <			10 KLUV-F	10 KSCS-F <	

Wom 18-24	Wom 18-34	Wom 25-34	Wom 18-49	Wom 25-54	Men 18-24	Men 18-34	Men 25-34	Men 18-49	Men 25-54	12+ Ovrnite
1 KKDA-F	1 KKDA-F	1 KHKS-F	1 KHKS-F	1 KHKS-F	1 KKDA-F	1 KEGL-F	1 KEGL-F	1 KEGL-F	1 KEGL-F	1 KKDA-F
2 KHKS-F >	1 KHKS-F >	2 KKDA-F	2 KKDA-F	2 KVIL-F <	2 KEGL-F	2 KKDA-F >	2 KKDA-F >	2 KKDA-F	2 WBAP <	2 KHKS-F
3 KDGE-F	3 KDMX-F	3 KDMX-F >	3 KLTY-F <	3 KLTY-F <	3 KHKS-F	3 KHKS-F <	3 KTCK	3 KZPS-F	3 KZPS-F <	3 WBAP
4 KDMX-F <	4 KPLX-F	4 KPLX-F	4 KDMX-F <	4 KKDA-F <	4 KZPS-F	4 KZPS-F <	3 KDMX-F	4 KTCK <	4 KKDA-F <	4 KRLD
5 KRBV-F	5 KEGL-F <	5 KSCS-F <	5 KVIL-F	5 KSCS-F <	4 KDGE-F <	5 KTCK	5 KSCS-F <	5 WBAP <	5 KTCK	5 KEGL-F <
6 KPLX-F <	6 KBFB-F <	6 KBFB-F	6 KTXQ-F <	6 KDMX-F <	6 KRBV-F >	6 KDMX-F	6 KZPS-F <	6 KHKS-F	6 KLUV-F <	6 KPLX-F <
7 KYNG-F	7 KSCS-F <	6 KLTY-F <	7 KSCS-F <	7 KTXQ-F <	7 KPLX-F <	7 KPLX-F <	7 KPLX-F <	7 KPLX-F	7 KSCS-F <	7 KRBV-F <
7 KEGL-F	8 KTXQ-F	8 KEGL-F <	8 KPLX-F <	8 KOAI-F	8 KZMP-AF	8 KDGE-F <	8 KHKS-F	8 KDMX-F <	8 KTXQ-F <	8 KLIF <
9 KTXQ-F <	8 KVIL-F	9 KVIL-F <	9 KBFB-F	9 KPLX-F	9 KSCS-F <	9 KZMP-AF	9 KTXQ-F	9 KDMX-F	9 KDMX-F	
	8 KDGE-F <	10 KTXQ-F	9 KOAI-F	10 KBFB-F	10 KRBV-F <		9 KSCS-F <	9 KPLX-F <		
				10 KLUV-F						

DALLAS-FORT WORTH

Other Rated Stations				Metro Share	Cume Rating	TSA AQH Cume	Consolidation Report			
							12+	25-54	Revenue	
KDXX-AF	SP-R	1480	Dallas	0.9	2.0		ABC	11.5 %	10.3 %	13.7 %
KESS	SP-C	1270	Fort Worth	0.5	1.8		KMEO-FM, KMKI-AM, KSCS-FM, WBAP-AM			
KFJZ	SP	870	Fort Worth	0.8	1.1		AMFM (See Notes)	18.9 %	19.2 %	17.9 %
KHVN	B/G	970	Fort Worth	0.9	2.3		KBFB-FM, KDGE-FM, KHKS-FM, KTXQ-FM, KZPS-FM			
KHYI-F	C	95.3	Howe	0.4	0.8		CBS/Infinity	21.1 %	20.6 %	35.0 %
KKDA	B/O	730	Grand Prairie	0.9	1.6		KHVN-AM, KLUV-AM, KLUV-FM, KOAI-FM, KRBV-FM, KRLD-AM, KVIL-FM, KYNG-FM			
KLUV	O	1190	Dallas	0.6	1.7		Clear Channel (See Notes)	8.5 %	9.6 %	7.1 %
KRNB-F	B/AC	105.7	Stephenville	0.7	2.9		KDMX-FM, KEGL-FM			
KRVA-FF	SP	107.1	Terrell	0.5	1.5		Hispanic, pend.	6.2 %	7.0 %	3.4 %
KWRD-F	REL	94.9	Arlington	0.4	2.0		KDXX-AF, KESS-AM, KHCK-FM, KLTY-FM			
KXEB	ST	910	Sherman	0.5	1.1		KKDA	8.8 %	7.6 %	6.7 %
							KKDA-AM, KKDA-FM, KRNB-FM			
							Susquehanna	9.1 %	10.5 %	11.5 %
							KKLF-AM, KKZN-FM, KLIF-AM, KPLX-FM, KTBK-AM, KTCK-AM, KXZN-FM			
							Z-Spanish	1.8 %	1.8 %	1.2 %
							KRVA-AM, KRVA-FM, KRVF-FM, KZMP-AM, KZMP-FM			
								86.0 %	86.6 %	96.5 %

AM Stations

Station	Power	Frequency	Format	Advertiser	Agency	Product
KLIF	570	5 kw (DA-2)	Talk	Westwd, ABC, CBS	\$148.00	Mc-Guild Susquehanna
KRLD	1080	50 kw (DA-N)	News	CBS, Westwd	\$175.00	CBS CBS/Infinity
KTCK	1310	5 kw (DA-2)	Sports	Westwd, ABC	\$60.00	Interep Susquehanna
KZMP	1540	50 kw/1 kw (DA-2)	Hispanic-Regional		\$ NA	Caballero Z-Spanish
WBAP	820	50 kw	Full Service/Talk	ABC	\$270.00	ABC ABC

FM Stations

Station	Power	Frequency	Format	Advertiser	Agency	Product
KBFB	97.9	100 kw @ 1611	Soft AC		\$114.00	Eastman AMFM
KDGE	94.5	100 kw @ 1896	AOR-New Rock		\$140.00	Sentry AMFM Gainesville
KDMX	102.9	100 kw @ 1348	AC/CHR		\$140.00	Allied Clear Channel
KEGL	97.1	100 kw @ 1460	AOR		\$169.00	Katz Clear Channel
KHCK	99.1	100 kw @ 1168	Hispanic-Tejano		\$80.00	Katz Hisp. Hispanic Denton
KHKS	106.1	100 kw @ 1590	CHR		\$240.00	D&R AMFM Denton
KKDA	104.5	100 kw @ 1590	Black	AP	\$200.00	Christal
KKZN	93.3	50 kw @ 436	Progressive AOR		\$ NA	Eastman Susquehanna Haltom City
KLTY	94.1	100 kw @ 1590	Contemp. Christian	AP	\$85.00	Katz Hispanic, pend.
KLUV	98.7	100 kw @ 1590	Oldies		\$221.00	Infinity CBS/Infinity
KMEO	96.7	92 kw @ 2034	Soft AC	ABC	\$ NA	ABC ABC Flower Mound
KOAI	107.5	28 kw @ 1591	Jazz		\$190.00	CBS CBS/Infinity
KPLX	99.5	100 kw @ 1678	Country	AP	\$200.00	Mc-Guild Susquehanna
KRBV	100.3	100 kw @ 1440	Dance CHR	ABC	\$177.00	CBS CBS/Infinity
KSCS	96.3	100 kw @ 1611	Country	ABC	\$300.00	ABC ABC
KTXQ	102.1	100 kw @ 1447	Black Oldies	AMFM	\$130.00	Christal AMFM
KVIL	103.7	100 kw @ 1570	AC	CNN	\$485.00	Interep CBS/Infinity Highland Park
KXZN	104.1	11 kw @ 492	Simul. KKZN-F			
KYNG	105.3	100 kw @ 1528	Country	Westwd	\$260.00	CBS CBS/Infinity Sanger
KZMP	101.7	92 kw @ 2034	See KZMP			
KZPS	92.5	100 kw @ 1590	Classic AOR		\$115.00	Sentry AMFM Azle
WRR	101.1	100 kw @ 1348	Classical	AP	\$74.00	Allied

Notes: * KKDA revenue included in KKDA-FM revenue level . . . 9/99 KZMP (plus KGOL, Houston) sold by Douglas to Z-Spanish (price NA) . . . 10/99 AMFM and Clear Channel announced plans to merge. Some divestitures in the market will be required . . . 11/99 KPBC (770; Garland) changed from Religion to Standards as KAAM

DAYTON

Arbitron Rank	55 Pop (12+)	815,500	Stations	30 / 21	Last Year's Revenue:	\$35,100,000
MSA Rank:		62	Diaries:	2,118 / 385:1 / 52.3%	Household Income:	\$46,040
MSA Pop:		940,000	Sample Target:	2,110	Total Retail Sales:	\$9.9 Bil.
DMA:		54	% Below Line:	9.2	#1 Biller:	WHKO-F \$6,900,000
Average Persons Rating:		14.2	% Not Listed:	12.7	#1 Billing Portfolio	
Market TSL in Hours		19.25	Pop per Station:	38,833	Clear Channel	\$16,047,000

12+ Metro	Format	Summer 99 1/4 Share	Spg 99	Win 99	Fall 98	Sum 98	4-Book Avg	12+ Metro Cume / Rtg.	Spg 99	Sum 98	12+ TSA AQH / Cume	Revenue Level
1	WHKO-F	C	139 / 12.0	11.5	12.6	12.1	11.1	12.1	1928 / 23.6	24.0	24.7	G WHKO-F
2	WROU-F	B	95 / 8.2	6.1	5.5	5.7	5.7	6.4	1004 / 12.3	11.0	12.0	D WROU-F
3	WMMX-F	AC	93 / 8.1	6.1	8.9	7.8	7.7	7.7	1403 / 17.2	16.8	18.4	G WMMX-F
4	WLQT-F	SAC	77 / 6.7	5.8	5.6	5.6	6.2	5.9	1117 / 13.7	14.3	13.9	D WLQT-F
5	WTUE-F	AOR	75 / 6.5	9.3	6.8	5.8	5.5	7.1	1340 / 16.4	17.1	14.7	E WTUE-F
6	WLW	FS/T	58 / 5.0	5.2	3.7	4.5	4.2	4.6	1059 / 13.0	12.2	9.9	WLW
7	WHIO	N/T	55 / 4.8	5.4	4.5	5.7	5.9	5.1	1042 / 12.8	12.4	14.6	D WHIO
8	WGTZ-F	CHR	54 / 4.7	4.5	5.0	6.4	4.6	5.1	1462 / 17.9	18.0	18.6	D WGTZ-F
9	WING-F	CL AOR	49 / 4.2	5.0	5.1	5.6	5.7	5.0	1047 / 12.8	14.9	15.0	D WING-F
10	WBTT-F	CHR/B	47 / 4.1	3.6	3.6	2.6	2.5	3.5	1213 / 14.9	14.1	11.5	B WBTT-F
11	WXEG-F	AOR-NR	39 / 3.4	3.5	3.3	4.0	4.7	3.5	988 / 12.1	11.8	13.1	C WXEG-F
11	WONE	ST	39 / 3.4	3.7	3.4	4.1	3.4	3.6	602 / 7.4	6.5	8.7	B WONE
13	WDAO	B	35 / 3.0	1.6	1.9	1.8	2.0	2.1	344 / 4.2	3.3	3.6	A WDAO
13	WCLR-FF	O	35 / 3.0	3.5	3.5	3.5	3.7	3.4	794 / 9.7	11.3	11.4	C WCLR-FF
15	WFCJ-F	REL	19 / 1.6	1.9	2.2	1.9	1.8	1.9	424 / 5.2	6.5	5.5	A WFCJ-F
16	WKSJ-F	C	12 / 1.0	1.6	2.0	1.3	1.6	1.5	244 / 3.0	4.2	3.4	A WKSJ-F
17	WPFJ-F	C	11 / 1.0	1.2	1.2	1.4	1.6	1.2	267 / 3.3	4.1	4.2	WPFJ-F

12+ FM Share (Metro): 78.17% (788 of 1008) (Summer 98: 78.42%)

Teens	18-34	18-49	25-49	25-54	35+	12+ AMD	12+ Mid	12+ PMD	12+ Eve	12+ Wknd
1 WGTZ-F	1 WROU-F	1 WHKO-F <	1 WMMX-F <	1 WHKO-F <	1 WHKO-F >	1 WHKO-F >	1 WHKO-F	1 WHKO-F	1 WROU-F <	1 WHKO-F
1 WROU-F <	2 WHKO-F	2 WMMX-F	2 WHKO-F	2 WMMX-F	2 WLQT-F	2 WMMX-F	2 WMMX-F	2 WROU-F <	2 WLW	2 WROU-F
3 WBTT-F >	3 WMMX-F <	3 WROU-F <	3 WTUE-F	3 WTUE-F <	3 WMMX-F <	3 WING-F <	3 WLQT-F	3 WMMX-F	3 WHKO-F	3 WDAO
4 WXEG-F	4 WTUE-F >	4 WTUE-F >	4 WROU-F	4 WROU-F <	4 WLW <	4 WROU-F <	4 WROU-F <	4 WLQT-F	4 WTUE-F	4 WMMX-F
5 WGTZ-F <	5 WING-F <	5 WING-F	5 WING-F	5 WLQT-F	5 WHIO >	5 WLQT-F	5 WTUE-F	4 WTUE-F >	5 WGTZ-F	4 WTUE-F <
6 WBTT-F	6 WLQT-F	6 WLQT-F >	6 WING-F >	6 WDAO <	6 WHIO <	6 WHIO	6 WGTZ-F	6 WMMX-F <	6 WGTZ-F <	6 WGTZ-F <
	7 WGTZ-F	7 WGTZ-F	7 WLW <	7 WTUE-F	7 WTUE-F	7 WTUE-F	7 WLQT-F	6 WBTT-F	7 WLQT-F <	7 WLW <
	8 WBTT-F <	7 WLW	8 WCLR-FF	7 WING-F	8 WLW	7 WLW <	8 WXEG-F	8 WBTT-F <	8 WBTT-F <	8 WBTT-F <
	9 WXEG-F			7 WONE <	9 WGTZ-F	9 WBTT-F <	9 WLW	9 WLW	9 WXEG-F <	9 WLQT-F <
					9 WONE	10 WONE <	10 WONE <	10 WHIO	10 WHIO	10 WHIO <

Wom 18-24	Wom 18-34	Wom 25-34	Wom 18-49	Wom 25-54	Men 18-24	Men 18-34	Men 25-34	Men 18-49	Men 25-54	12+ Ovrnite
1 WHKO-F	1 WMMX-F	1 WMMX-F >	1 WMMX-F	1 WMMX-F	1 WROU-F	1 WTUE-F	1 WTUE-F	1 WTUE-F	1 WHKO-F <	1 WROU-F
2 WGTZ-F	1 WROU-F	2 WROU-F >	2 WHKO-F	2 WHKO-F	2 WTUE-F	2 WROU-F	2 WHKO-F	2 WHKO-F	2 WTUE-F	2 WHKO-F
2 WROU-F	3 WHKO-F	3 WHKO-F >	3 WROU-F	3 WLQT-F <	3 WBTT-F	3 WHKO-F >	3 WROU-F	3 WING-F <	3 WING-F <	3 WLW >
4 WBTT-F	4 WGTZ-F >	4 WGTZ-F	4 WLQT-F	4 WROU-F >>	4 WHKO-F	4 WMMX-F	4 WMMX-F >	4 WMMX-F <	4 WMMX-F	4 WGTZ-F
5 WXEG-F	5 WBTT-F	5 WLQT-F	5 WGTZ-F	5 WTUE-F <	5 WGTZ-F	4 WBTT-F	5 WING-F	5 WROU-F >	5 WLW	4 WTUE-F
	6 WXEG-F	5 WTUE-F	6 WTUE-F <	6 WCLR-FF	5 WXEG-F >	6 WXEG-F	6 WXEG-F	6 WLW	6 WROU-F	6 WMMX-F
			7 WBTT-F	7 WGTZ-F <				7 WBTT-F	7 WLQT-F	
			7 WXEG-F	8 WING-F				7 WXEG-F	8 WCLR-FF	
								8 WHIO		

Other Rated Stations				Metro Share	Cume Rating	TSA AQH Cume	Other Rated Stations--Outside Market				Metro Share	Cume Rating	TSA AQH Cume
WBZI	C/O	1500	Xenia	0.8	1.5		WAKW-F	REL-CC	93.3	Cincinnati	0.4	0.9	
WING	N/T	1410	Dayton	0.6	3.2		WBKI-F	C	106.5	Greenville, OH	0.5	2.6	
WIZE	ST	1340	Springfield	0.5	1.2		WEBN-F	AOR	102.7	Cincinnati	0.5	1.7	
WRNB-F	B/AC	96.9	Troy	0.5	3.0		WGRR-F	O	103.5	Hamilton	0.4	1.6	
							WKRC	T	550	Cincinnati	0.5	2.0	
							WMOJ-F	J	94.9	Fairfield	0.8	3.7	
							WTVN	FS/T	610	Columbus, OH	0.4	1.1	
							WYGY-F	C	96.5	Hamilton, OH	0.5	3.1	

DAYTON

Consolidation Report	12+	25-54	Revenue
Blue Chip WGTZ-FM, WING-AM, WING-FM, WKSW-FM	10.6 %	11.3 %	13.9 %
Clear Channel WBKI-FM, WBTT-FM, WIZE-AM, WLQT-FM, WMMX-FM, WONE-AM, WTUE-FM, WXEG-FM	33.1 %	34.4 %	45.7 %
Cox Radio WCLR-FM, WHIO-AM, WHKO-FM, WZLR-FM	19.8 %	19.8 %	31.5 %
Local (semi-duop) WRNB-FM, WROU-FM	8.7 %	8.1 %	6.2 %
	72.3 %	73.6 %	97.3 %

AM Stations

Station	Freq	Power	Format	Daypart	Revenue	Advertiser	Agency
WDAO	1210	1 kw (Days)	Black AC	AURN	\$20.00	---	
WHIO	1290	5 kw (DA-N)	News/Talk	AP, Westwd	\$63.00	D&R	Cox Radio
WONE	980	5 kw (DA-N)	Standards	ABC	\$25.00	Eastman	Clear Channel

FM Stations

Station	Freq	Power	Format	Daypart	Revenue	Advertiser	Agency	Market
WBTT	94.5	6 kw @ 328	CHR/Black		\$<20.00	Eastman	Clear Channel	Englewood
WCLR	95.7	50 kw @ 476	Oldies		\$20.00	D&R	Cox Radio	Piqua
WFCJ	93.7	50 kw @ 492	Religion	USA	\$17.00	---		Miamisburg
WGTZ	92.9	39.8 kw @ 551	CHR	Westwd	\$53.00	D&R	Blue Chip	Eaton
WHKO	99.1	50 kw @ 1066	Country		\$83.00	D&R	Cox Radio	
WING	102.9	50 kw @ 492	Classic AOR	ABC	\$36.00	D&R	Blue Chip	Springfield
WKSW	101.7	3.2 kw @ 407	Country		\$18.00	---	Blue Chip	Urbana
WLQT	99.9	50 kw @ 500	Soft AC		\$54.00	Eastman	Clear Channel	
WMMX	107.7	50 kw @ 420	AC		\$90.00	Eastman	Clear Channel	
WPFB	105.9	33.9 kw @ 593	Country	ABC	\$ NA	---	Braden	Middletown
WRNB	96.9	3 kw @ 315	Black Oldies	ABC	\$ NA	Allied	WROU-F	Troy
WROU	92.1	0.89 kw @ 597	Black	ABC	\$50.00	Allied	WRNB-F	W. Carrollton
WTUE	104.7	50 kw @ 500	AOR		\$78.00	Eastman	Clear Channel	
WXEG	103.9	1.15 kw @ 522	AOR-New Rock		\$34.00	Eastman	Clear Channel	Beavercreek
WZLR	95.3	6 kw @ 321	Simul. WCLR-F					Xenia

Notes: WLW - See Cincinnati

DENVER

Arbitron Rank 23 Pop (12+): 1,816,300	Stations 28 / 28	Last Year's Revenue: \$152,500,000
MSA Rank: 26-Dvr., 169-Bldr.	Diaries: 2,926/ 621:1/ 52.0%	Household Income: \$48,698
MSA Pop: 2,380,000	Sample Target: 2,930	Total Retail Sales: \$23.4 Bil.
DMA: 18	% Below Line: 0.0	#1 Biller: KOA \$25,130,000
Average Persons Rating: 15.5	% Not Listed: 14.1	#1 Billing Portfolio
Market TSL in Hours 20.75	Pop per Station: 64,868	Clear Channel \$63,030,000

12+ Metro	Format	Summer 99		Spq 99	Win 99	Fall 98	Sum 98	4-Book Avg	12+ Metro Cume / Rtg.	Spq 99	Sum 98	12+ TSA AQH / Cume	Revenue Level	
		1/4	Share											
1	KYGO-F	C	210 / 7.4	7.6	7.2	7.1	7.9	7.3	2902 / 16.0	17.2	17.0		J	KYGO-F
2	KBCO-F	AOR-P	195 / 6.9	6.9	7.0	5.1	5.0	6.5	2933 / 16.1	17.3	15.9		H	KBCO-F
3	KOA	T/FS	187 / 6.6	7.3	7.5	7.1	7.4	7.1	3529 / 19.4	21.5	21.8		K	KOA
4	KALC-F	AC-NR	165 / 5.8	5.0	4.8	4.5	5.1	5.0	3353 / 18.5	17.0	16.7		H	KALC-F
5	KOSI-F	AC	156 / 5.5	6.0	6.7	5.4	5.2	5.9	2844 / 15.7	15.9	14.7		I	KOSI-F
6	KRFX-F	CL AOR	155 / 5.5	5.9	5.3	6.9	5.6	5.9	2722 / 15.0	15.2	14.5		I	KRFX-F
7	KQKS-F	CHR/U	138 / 4.9	5.5	6.1	6.5	5.6	5.7	2407 / 13.3	14.2	13.1		G	KQKS-F
8	KBPI-F	AOR-NR	119 / 4.2	4.9	3.6	5.0	4.5	4.4	2119 / 11.7	12.0	11.7		G	KBPI-F
8	KXKL-F	O	119 / 4.2	4.6	4.5	4.8	4.9	4.5	2357 / 13.0	13.3	14.0		H	KXKL-F
10	KKHK-F	CL AOR	108 / 3.8	3.7	3.8	4.0	3.6	3.8	1930 / 10.6	11.2	12.9		H	KKHK-F
11	KHOW	T	98 / 3.5	4.2	3.8	4.5	4.4	4.0	1790 / 9.9	10.5	10.3		H	KHOW
12	KDJM-F	B/O	90 / 3.2	2.3	2.0	2.3	1.7	2.4	1792 / 9.9	6.7	5.1			KDJM-F
12	KCKK-AF	C/O	90 / 3.2	2.2	3.6	2.7	2.3	2.9	1482 / 8.2	7.3	6.5		C	KCKK-AF
14	KHIH-F	J	88 / 3.1	3.9	4.2	3.8	3.6	3.8	1838 / 10.1	10.1	10.4		G	KHIH-F
15	KEZW	ST	83 / 2.9	2.7	2.6	2.6	3.0	2.7	1059 / 5.8	5.9	5.9		C	KEZW
16	KIMN-F	AC	71 / 2.5	2.7	3.1	3.5	3.5	3.0	1700 / 9.4	9.9	9.9		G	KIMN-F
17	KXPK-F	AOR-NR	69 / 2.4	2.7	2.2	2.4	2.9	2.4	1840 / 10.1	11.6	11.7		F	KXPK-F
18	KTCL-F	AOR-NR	68 / 2.4	2.5	2.5	2.3	2.8	2.4	1869 / 10.3	10.5	9.4		D	KTCL-F
19	KVOD	CL	40 / 1.4	0.4	0.6	0.7	0.8	0.8	567 / 3.1	1.3	2.2			KVOD
20	KJMN-F	SP-C	33 / 1.2	1.0	0.7	1.1	0.8	1.0	421 / 2.3	2.4	2.3		C	KJMN-F
21	KMXA	SP-R	32 / 1.1	0.7	0.8	1.1	1.7	0.9	325 / 1.8	1.5	3.0		C	KMXA
21	KKFN	SPRTS	32 / 1.1	1.8	1.7	1.0	0.7	1.4	768 / 4.2	7.2	3.5		D	KKFN

12+ FM Share (Metro): 77.41% (1878 of 2426) (Summer 98: 75.60%)

Teens	18-34	18-49	25-49	25-54	35+	12+ AMD	12+ Mid	12+ PMD	12+ Eve	12+ Wknd
1 KQKS-F >>>	1 KALC-F	1 KBCO-F	1 KBCO-F	1 KBCO-F	1 KOA	1 KYGO-F	1 KBCO-F	1 KALC-F	1 KOA <	1 KYGO-F >
2 KALC-F	2 KBCO-F	2 KRFX-F <	2 KRFX-F	2 KRFX-F <	2 KYGO-F	2 KRFX-F <	2 KYGO-F <	1 KBCO-F <	2 KQKS-F >	2 KBCO-F <
3 KBPI-F >	2 KBPI-F	3 KYGO-F <	3 KYGO-F	3 KYGO-F	3 KBCO-F <	3 KOA <	3 KOA	3 KYGO-F	3 KBPI-F	3 KOA <
4 KTCL-F	4 KRFX-F	4 KALC-F	4 KALC-F <	4 KOSI-F <	4 KOSI-F <	4 KALC-F <	4 KOSI-F <	4 KOA <	4 KYGO-F <	4 KQKS-F <
5 KXPK-F	4 KYGO-F	5 KOSI-F <	5 KOSI-F	5 KALC-F <	5 KXKL-F	5 KBCO-F	5 KRFX-F	5 KRFX-F <	5 KALC-F <	5 KOSI-F <
6 KQKS-F	6 KKHK-F <	5 KKHK-F	6 KKHK-F <	6 KKHK-F <	6 KHOW <	6 KOSI-F <	6 KALC-F	6 KOSI-F	6 KHIH-F <	6 KALC-F
7 KXPK-F <	7 KBPI-F	7 KOA <	7 KOA	7 KOA	7 KRFX-F <	7 KHOW	7 KBPI-F <	7 KBPI-F <	7 KXKL-F <	6 KCKK-AF <
8 KTCL-F <	8 KQKS-F <	8 KDJM-F <	8 KXKL-F <	8 KEZW <	8 KXPK-F	8 KQKS-F <	8 KQKS-F <	8 KQKS-F <	8 KOSI-F <	8 KXKL-F
9 KOSI-F	9 KDJM-F <	9 KBPI-F	9 KDJM-F	9 KDJM-F	8 KQKS-F <	9 KKHK-F <	9 KXKL-F <	9 KXKL-F <	9 KBCO-F <	9 KHIH-F <
	10 KOA <	9 KXKL-F	10 KHIH-F	10 KBPI-F		10 KXKL-F	10 KXKL-F	10 KKHK-F	10 KKHK-F <	
							10 KHOW			

Wom 18-24	Wom 18-34	Wom 25-34	Wom 18-49	Wom 25-54	Men 18-24	Men 18-34	Men 25-34	Men 18-49	Men 25-54	12+ Ovrnite
1 KALC-F <	1 KALC-F	1 KBCO-F	1 KBCO-F <	1 KOSI-F <	1 KBPI-F >>	1 KBPI-F	1 KRFX-F >	1 KRFX-F	1 KRFX-F	1 KHOW
2 KQKS-F >	2 KBCO-F <	1 KALC-F	2 KOSI-F <	2 KBCO-F <	2 KTCL-F	2 KRFX-F >	2 KBCO-F	2 KBCO-F >	2 KBCO-F	2 KYGO-F <
3 KYGO-F	3 KYGO-F	3 KYGO-F >	3 KALC-F	3 KYGO-F	2 KQKS-F	3 KALC-F <	2 KBPI-F	3 KBPI-F <	3 KOA <	3 KOA
4 KTCL-F	4 KQKS-F	4 KOSI-F	3 KYGO-F >	4 KALC-F	4 KXPK-F <	4 KBCO-F <	4 KALC-F	4 KKHK-F <	4 KKHK-F	4 KOSI-F
5 KOSI-F	5 KOSI-F >	5 KRFX-F <	5 KXKL-F <	5 KXKL-F	5 KYGO-F	5 KXPK-F	5 KKHK-F	5 KYGO-F	5 KYGO-F	5 KQKS-F <
5 KBCO-F	6 KIMN-F <	6 KQKS-F <	6 KQKS-F <	6 KIMN-F <	6 KALC-F	6 KYGO-F <	5 KXPK-F	6 KALC-F	6 KALC-F	
7 KDJM-F	7 KDJM-F <	7 KIMN-F	7 KIMN-F <	7 KDJM-F <	7 KRFX-F >	7 KTCL-F <	7 KYGO-F >	6 KOA	7 KBPI-F	
7 KIMN-F	8 KBPI-F <	8 KBPI-F	8 KDJM-F <	8 KHIH-F <	8 KQKS-F <	8 KQKS-F <	8 KDJM-F <	8 KXPK-F	7 KDJM-F	
9 KTCL-F	8 KTCL-F	8 KDJM-F	9 KKHK-F	9 KKHK-F <	9 KKHK-F >	9 KTCL-F <	9 KTCL-F <	9 KDJM-F <	9 KXKL-F <	
	9 KRFX-F >	10 KJMN-F	9 KRFX-F	10 KRFX-F				10 KQKS-F <	10 KXPK-F <	

DENVER

Other Rated Stations				Metro Share	Cume Rating	TSA AQH Cume	Consolidation Report			12+	25-54	Revenue
KDKO	B	1510	Littleton	0.7	1.3		AMFM (See Notes)			19.5 %	20.7 %	20.4 %
KJME	SP	1390	Denver	0.5	1.0		KALC-FM, KDJM-FM, KIMN-FM, KVOD-AM, KXKL-FM, KXPK-FM					
KNUS	T	710	Denver	0.5	1.7		Clear Channel (See Notes)			33.0 %	34.4 %	45.2 %
KRKS-F	REL	94.7	Boulder	0.4	2.1		KBCO-FM, KBPI-FM, KHIH-FM, KHOW-AM, KOA-AM, KRFX-FM, KTCL-FM, KTLK-AM					
KTLK	T	760	Thornton	0.8	4.3		Jefferson-Pilot			16.6 %	13.6 %	17.2 %
							KCKK-AM, KKFN-AM, KQKS-FM, KYGO-FM					
							Tribune Broadcasting			12.2 %	12.9 %	14.2 %
							KEZW-AM, KKHK-FM, KOSI-FM					
										81.3 %	81.6 %	97.0 %

AM Stations

KCKK	1600	5 kw (DA-2)	See KCKK-F							Lakewood
KEZW	1430	10 kw/5 kw (DA-N)	Standards			ABC	\$35.00	Banner	Tribune Co.	Aurora
KHOW	630	5 kw (DA-2)	Talk			Westwd, ABC, TARN	\$64.00	Allied	Clear Channel	
KKFN	950	5 kw (DA-1)	Sports			CBS, 1-on-1, WW1	\$ NA	CBS	Jefferson-Pilot	
KMXA	1090	50 kw/0.5 kw (DA-2)	Hispanic-Regional				\$40.00	Caballero	EXCL	Aurora
KOA	850	50 kw	Talk/Full Service			ABC	\$288.00	Eastman	Clear Channel	
KVOD	1280	5 kw (DA-2)	Classical				\$ NA	Sentry	AMFM	

FM Stations

KALC	105.9	100 kw @ 1470	Modern AC				\$115.00	Christal	AMFM	
KBCO	97.3	100 kw @ 1541	Progressive AOR			Westwd	\$125.00	Allied	Clear Channel	Boulder
KBPI	106.7	100 kw @ 987	AOR-New Rock				\$121.00	Eastman	Clear Channel	
KCKK	104.3	58 kw @ 1204	Classic Country			Westwd	\$68.00	CBS	Jefferson-Pilot	Longmont
KDJM	92.5	57 kw @ 1237	Black Oldies				\$ NA	Sentry	AMFM	Greeley
KHIH	95.7	100 kw @ 1608	Jazz				\$80.00	Allied	Clear Channel	
KIMN	100.3	100 kw @ 1152	AC			AMFM	\$115.00	Christal	AMFM	
KJMN	92.1	30 kw @ 627	Hispanic Contemp.				\$35.00	Caballero	EXCL	Castle Rock
KKHK	99.5	100 kw @ 1624	Classic AOR				\$100.00	Katz	Tribune Co.	
KOSI	101.1	100 kw @ 1624	AC				\$166.00	Katz	Tribune Co.	
KQKS	107.5	100 kw @ 1198	Dance CHR			Source, Westwd	\$75.00	CBS	Jefferson-Pilot	Lakewood
KRFX	103.5	100 kw @ 1045	Classic AOR				\$184.00	---	Clear Channel	
KTCL	93.3	100 kw @ 1129	AOR-New Rock				\$50.00	---	Clear Channel	Ft. Collins
KXKL	105.1	100 kw @ 1169	Oldies			AMFM	\$158.00	Sentry	AMFM	
KXPK	96.5	100 kw @ 1739	New Rock				\$106.00	Sentry	AMFM	Evergreen
KYGO	98.5	100 kw @ 1821	Country				\$265.00	CBS	Jefferson-Pilot	

Notes: 6/99 KEXX (1280) changed calls to KVOD; remains Classical . . . 9/99 KBNO changed from Hispanic to Contemporary Christian (REL-CC) as KLZV . . . 9/99 KLZ (560) changed from Contemporary Christian to Standards . . . 10/99 AMFM and Clear Channel announced plans to merge. Several divestitures in the market will be necessary.

DES MOINES

Arbitron Rank 90 Pop (12+) 422,700	Stations 20 / 20	Last Year's Revenue: \$25,400,000
MSA Rank: 118	Diaries: 1,568 / 270:1 / 53.8%	Household Income: \$49,005
MSA Pop: 436,000	Sample Target: 1,520	Total Retail Sales: \$6.8 Bil.
DMA: 70	% Below Line: 0.0	#1 Biller: WHO \$7,200,000
Average Persons Rating: 13.1	% Not Listed: 12.5	#1 Billing Portfolio
Market TSL in Hours 17.75	Pop per Station: 21,135	Clear Channel \$9,840,000

12+ Metro	Format	Summer 99 1/4 Share	Spg 99	Win 99	Fall 98	Sum 98	4-Book Avg	12+ Metro Cume / Rtg.	Spg 99	Sum 98	12+ TSA AQH / Cume	Revenue Level
1	WHO	58 / 10.5	12.4	13.3	11.0	11.7	11.8	968 / 22.9	23.4	25.3	H	WHO
2	KSTZ-F	46 / 8.3	9.2	8.1	7.0	8.7	8.2	932 / 22.1	24.5	23.0	D	KSTZ-F
3	KIOA-F	42 / 7.6	8.9	7.1	7.3	7.0	7.7	786 / 18.6	19.7	17.4	D	KIOA-F
4	KGGO-F	39 / 7.1	5.4	5.7	5.4	4.7	5.9	597 / 14.1	11.4	11.9	D	KGGO-F
5	KKDM-F	38 / 6.9	2.8	3.3	3.8	4.5	4.2	843 / 19.9	12.5	15.1	B	KKDM-F
6	KJJY-F	35 / 6.3	7.7	6.4	8.9	6.2	7.3	573 / 13.6	15.9	17.2	E	KJJY-F
7	KAZR-F	34 / 6.2	6.9	7.1	6.0	7.2	6.5	616 / 14.6	14.7	16.4	C	KAZR-F
8	KHKI-F	31 / 5.6	6.1	4.8	6.2	6.9	5.7	510 / 12.1	11.9	13.5	C	KHKI-F
9	KLTI-F	29 / 5.2	5.1	5.3	4.0	4.7	4.9	526 / 12.4	14.5	14.2	B	KLTI-F
10	KRKQ-F	24 / 4.3	3.5	4.3	7.0	5.7	4.8	569 / 13.5	13.0	15.4	C	KRKQ-F
11	KMXD-F	23 / 4.2	3.6	5.2	5.9	5.5	4.7	424 / 10.0	11.9	13.8	C	KMXD-F
12	KRNT	20 / 3.6	4.1	5.2	4.9	4.0	4.5	356 / 8.4	8.6	10.2	A	KRNT
13	KYSY-F	18 / 3.3	3.0	4.0	3.2	3.0	3.4	279 / 6.6	8.1	6.6	A	KYSY-F
14	KCCQ-F	16 / 2.9	4.4	3.1	2.7	2.7	3.3	461 / 10.9	13.5	8.9	A	KCCQ-F
15	KJJC-F	13 / 2.4	1.0	1.7	1.1	1.3	1.5	205 / 4.8	3.3	3.1		KJJC-F

12+ FM Share (Metro): 81.82% (396 of 484) (Summer 98: 79.13%)

Teens	18-34	18-49	25-49	25-54	35+	12+ AMD	12+ Mid	12+ PMD	12+ Eve	12+ Wknd
1 KKDM-F >>>	1 KSTZ-F	1 KSTZ-F <	1 KGGO-F	1 KGGO-F <	1 WHO >	1 WHO >	1 WHO <	1 KSTZ-F <	1 WHO	1 KKDM-F <
2 KCCQ-F	1 KAZR-F	2 KGGO-F	2 KSTZ-F	2 KSTZ-F <	2 KIOA-F >	2 KGGO-F	2 KSTZ-F	2 KIOA-F	1 KKDM-F >	2 KSTZ-F <
3 KSTZ-F	3 KKDM-F	3 KAZR-F	3 KIOA-F	3 KIOA-F	3 KGGO-F <	3 KAZR-F <	3 KGGO-F	2 WHO	3 KAZR-F <	3 KIOA-F
3 KAZR-F >>	4 KGGO-F	4 KIOA-F	4 WHO <	4 WHO <	4 KLTI-F	4 KIOA-F <	3 KJJY-F	4 KKDM-F <	4 KSTZ-F	3 WHO
	4 KHKI-F	5 KHKI-F	5 KJJY-F	5 KJJY-F <	4 KJJY-F	5 KSTZ-F <	5 KIOA-F	5 KGGO-F	5 KLTI-F <	5 KLTI-F
	6 KMXD-F	5 KKDM-F	5 KRKQ-F	6 KRKQ-F	6 KRNT	6 KRKQ-F <	6 KHKI-F	6 KHKI-F <	6 KIOA-F	5 KAZR-F
	6 KJJY-F >	7 KJJY-F	7 KMXD-F	7 KMXD-F	7 KSTZ-F	7 KJJY-F	7 KMXD-F <	7 KAZR-F <	7 KGGO-F	7 KHKI-F
		7 KRKQ-F	7 KAZR-F	7 KLTI-F	8 KYSY-F	8 KHKI-F	8 KLTI-F <	8 KJJY-F	7 KRNT <	7 KJJY-F <
		7 WHO	7 KLTI-F <	9 KAZR-F <	8 KHKI-F	9 KKDM-F	9 KKDM-F	9 KLTI-F <	9 KCCQ-F	9 KGGO-F
					8 KRKQ-F >			10 KMXD-F <		10 KRNT

Wom 18-24	Wom 18-34	Wom 25-34	Wom 18-49	Wom 25-54	Men 18-24	Men 18-34	Men 25-34	Men 18-49	Men 25-54	12+ Ovrnite
1 KKDM-F >>	1 KSTZ-F	1 KSTZ-F >	1 KSTZ-F >	1 KSTZ-F	1 KAZR-F >>	1 KAZR-F >	1 KAZR-F >	1 KGGO-F	1 KGGO-F >	1 WHO >
2 KSTZ-F >	2 KKDM-F >	2 KJJY-F	2 KKDM-F <	2 KIOA-F <	2 KHKI-F	2 KGGO-F >	2 KGGO-F >	2 KAZR-F >	2 WHO	2 KAZR-F <
3 KCCQ-F	3 KJJY-F	3 KMXD-F	3 KLTI-F <	3 KLTI-F <	3 KGGO-F	3 KMXD-F	3 KMXD-F	3 KRKQ-F	3 KIOA-F	3 KKDM-F
3 KAZR-F	4 KHKI-F	4 KHKI-F	4 KIOA-F <	4 KJJY-F	3 KKDM-F	3 KHKI-F	3 WHO	3 WHO	3 KRKQ-F <	4 KGGO-F
5 KHKI-F >	5 KMXD-F	5 KGGO-F	5 KJJY-F <	5 KMXD-F	5 KMXD-F	5 KSTZ-F	5 KJJY-F	5 KIOA-F	5 KAZR-F	4 KSTZ-F
	6 KCCQ-F	5 KKDM-F	6 KHKI-F	6 KHKI-F	5 KCCQ-F	6 KRKQ-F	5 KSTZ-F	5 KSTZ-F	6 KSTZ-F	6 KSTZ-F
	6 KAZR-F	5 KLTI-F	7 KMXD-F	7 WHO	5 KSTZ-F >	6 KKDM-F	5 KRKQ-F	7 KHKI-F	7 KJJY-F	7 KJJY-F
	6 KLTI-F	5 KRKQ-F	8 KAZR-F	7 KGGO-F				8 KMXD-F	8 KMXD-F	8 KMXD-F
		5 KIOA-F >	8 KGGO-F					8 KJJC-F		8 KJJC-F

Other Rated Stations		Metro Cume Share Rating	TSA AQH Cume
KDMI	REL 1460 Des Moines	0.5	1.1
KLRX-F	CL HITS 96.1 Madrid	0.5	1.1
KWKY	REL 1150 Des Moines	0.9	2.6
KXTK	O 940 Des Moines	0.4	1.4
KZZQ-F	REL-CC 99.5 Winterset	0.9	3.3

DES MOINES

Consolidation Report	12+	25-54	Revenue
AMFM (See Notes) KDMI-AM, KGGO-FM, KHKI-FM	13.2 %	15.6 %	15.4 %
Barnstable KBGG-AM, KJJY-FM, KRKQ-FM	10.6 %	13.8 %	19.5 %
Clear Channel (See Notes) KASI-AM, KCCQ-FM, KKDM-FM, KMXD-FM, KYSY-FM, WHO-AM	27.8 %	20.9 %	37.6 %
Saga KAZR-FM, KIOA-FM, KLTI-FM, KRNT-AM, KSTZ-FM, KXTK-AM	30.9 %	31.6 %	25.2 %
	82.5 %	81.9 %	97.7 %

AM Stations

Station	Freq	Power	Service	Network	Price	Buyer	Seller
KRNT	1350	5 kw (DA-N)	Standards	CBS, Westwd	\$<20.00	Katz	Saga
WHO	1040	50 kw	Full Service	ABC, Westwd, Tiknt	\$110.00	Christal	Clear Channel

FM Stations

Station	Freq	Power	Service	Network	Price	Buyer	Seller	Location
KAZR	103.3	100 kw @ 745	AOR		\$22.00	Katz	Saga	Pella
KCCQ	105.1	25 kw @ 328	CHR		\$ NA	---	Clear Channel	Ames
KGGO	94.9	100 kw @ 1066	AOR		\$65.00	Eastman	AMFM	
KHKI	97.3	115 kw @ 450	Country		\$<20.00	Eastman	AMFM	
KIOA	93.3	100 kw @ 1066	Oldies	ABC	\$55.00	Katz	Saga	
KJJC	106.9	27 kw @ 650	Sports	ESPN	\$ NA	Farmakis		Osceola
KJJY	92.5	41 kw @ 541	Country		\$70.00	D&R	Barnstable	Ankeny
KKDM	107.5	23 kw @ 722	CHR	Westwd	\$29.00	Roslin	Clear Channel	
KLTI	104.1	100 kw @ 1010	Soft AC		\$<20.00	Katz	Saga	Ames
KMXD	100.3	100 kw @ 1700	AC/CHR		\$47.00	Christal	Clear Channel	
KRKQ	98.3	50 kw @ 492	Classic AOR		\$<20.00	D&R	Barnstable	Boone
KSTZ	102.5	100 kw @ 1260	CHR/AC		\$46.00	Katz	Saga	
KYSY	106.3	18 kw @ 328	Soft AC		\$<20.00	Christal	Clear Channel	Ankeny

Notes: 9/99 KCCQ-F changed from CHR to AOR-NR near the end of the survey . . . 10/99 AMFM and Clear Channel announced plans to merge. Some divestitures in the market will be necessary . . . 10/99 KYSY-F changed calls to KLYF-F; remains Soft AC

DETROIT

Arbitron Rank	6 Pop (12+): 3,823,900	Stations	32 / 31	Last Year's Revenue:	\$217,600,000
MSA Rank:	6	Diaries:	4,175/ 916:1/ 48.6%	Household Income:	\$49,138
MSA Pop:	4,880,000	Sample Target:	4,360	Total Retail Sales:	\$45.3 Bil.
DMA:	9	% Below Line:	0.4	#1 Biller:	WNIC-F \$21,900,000
Average Persons Rating:	16.0	% Not Listed:	12.1	#1 Billing Portfolio	
Market TSL in Hours	21.25	Pop per Station:	123,352		AMFM \$68,850,000

12+ Metro	Format	Summer 99 1/4 Share	Spg 99	Win 99	Fall 98	Sum 98	4-Book Avg	12+ Metro Cume / Rtg.	Spg 99	Sum 98	12+ TSA AQH / Cume	Revenue Level
1	WJLB-F	417 / 6.8	7.0	6.6	6.8	7.1	6.8	6010 / 15.7	15.9	16.5	J	WJLB-F
2	WNIC-F	414 / 6.8	7.1	8.2	8.0	8.0	7.5	6095 / 15.9	15.6	17.5	K	WNIC-F
3	WOMC-F	348 / 5.7	5.4	6.2	5.6	6.6	5.7	6321 / 16.5	15.9	17.7	K	WOMC-F
4	WWJ	325 / 5.3	4.7	6.0	4.7	5.3	5.2	7008 / 18.3	18.0	17.8	J	WWJ
5	WJR	323 / 5.3	6.3	5.4	6.8	6.0	5.9	6397 / 16.7	18.0	16.6	J	WJR
6	WRIF-F	299 / 4.9	5.2	4.1	4.1	3.5	4.6	5160 / 13.5	12.8	11.1	I	WRIF-F
7	WDRQ-F	293 / 4.8	4.1	3.4	2.5	3.0	3.7	5862 / 15.3	14.8	12.7	G	WDRQ-F
8	WWMV-F	275 / 4.5	4.6	5.3	4.5	4.8	4.7	4176 / 10.9	10.9	11.4	H	WWMV-F
9	WCSX-F	259 / 4.2	4.2	4.9	3.7	4.1	4.3	4573 / 12.0	11.2	12.2	I	WCSX-F
10	WDTJ-F	237 / 3.9	4.1	3.7	3.3	3.2	3.7	4619 / 12.1	13.0	10.7	F	WDTJ-F
11	WWWW-F	198 / 3.2	3.5	3.1	3.6	4.0	3.3	3559 / 9.3	9.2	11.2	G	WWWW-F
11	WYCD-F	198 / 3.2	2.8	2.8	2.6	3.2	2.9	3670 / 9.6	8.8	9.6	H	WYCD-F
13	WMXD-F	190 / 3.1	3.8	4.3	4.5	3.6	3.9	3275 / 8.6	9.3	9.3	H	WMXD-F
14	WXDG-F	183 / 3.0	2.1	1.8	1.5	1.1	2.1	3414 / 8.9	7.2	6.0	F	WXDG-F
15	WKQI-F	179 / 2.9	3.1	3.7	3.5	4.6	3.3	5750 / 15.0	14.4	17.3	I	WKQI-F
16	WXYT	165 / 2.7	2.5	3.2	3.4	3.1	3.0	2605 / 6.8	5.8	7.3	I	WXYT
17	CIMX-F	150 / 2.5	2.1	1.3	1.2	1.4	1.8	3921 / 10.3	8.4	7.7		CIMX-F
18	CKWW	137 / 2.2	2.4	2.4	2.6	2.0	2.4	1754 / 4.6	5.9	4.8		CKWW
19	WPLT-F	127 / 2.1	2.4	2.4	2.4	2.3	2.3	4187 / 11.0	11.0	12.1	F	WPLT-F
20	WDFN	94 / 1.5	1.4	1.4	1.6	1.5	1.5	1475 / 3.9	3.9	4.0	G	WDFN
21	WKRK-F	81 / 1.3	1.1	1.4	2.3	1.8	1.5	1749 / 4.6	4.7	7.6	E	WKRK-F
22	WGPR-F	79 / 1.3	1.5	1.4	1.3	1.0	1.4	1935 / 5.1	5.1	4.4	C	WGPR-F
23	WQBH	76 / 1.2	0.9	1.3	1.3	1.4	1.2	887 / 2.3	2.1	3.2	C	WQBH
24	CIDR-F	65 / 1.1	0.9	0.9	0.9	1.2	0.9	2023 / 5.3	4.9	5.3		CIDR-F

12+ FM Share (Metro): 77.32% (4149 of 5366) (Summer 98: 76.96%)

Teens	18-34	18-49	25-49	25-54	35+	12+ AMD	12+ Mid	12+ PMD	12+ Eve	12+ Wknd
1	WDTJ-F <	1 WJLB-F <	1 WJLB-F <	1 WNIC-F	1 WNIC-F	1 WWJ <	1 WNIC-F	1 WJLB-F <	1 WJLB-F >	1 WJLB-F
2	WDRQ-F	2 WRIF-F <	2 WRIF-F <	2 WNIC-F <	2 WOMC-F <	2 WOMC-F <	2 WJLB-F <	2 WNIC-F <	2 WNIC-F <	2 WNIC-F <
3	WJLB-F >>	3 WDRQ-F	3 WNIC-F	3 WJLB-F <	3 WRIF-F <	3 WNIC-F	3 WRIF-F	3 WOMC-F <	3 WOMC-F <	3 WDTJ-F
4	CIMX-F >	4 WDTJ-F	4 WCSX-F	4 WCSX-F	4 WCSX-F <	3 WJR	4 WOMC-F <	4 WJR	4 WDRQ-F <	4 WDRQ-F
5	WNIC-F <	5 WDRQ-F <	5 WOMC-F	5 WJLB-F	5 WWMV-F	5 WJR	5 WCSX-F	5 WWJ	5 WWMV-F <	5 WWMV-F <
6	WCSX-F <	6 WOMC-F	6 WWMV-F	6 WWMV-F	6 WCSX-F <	5 WJLB-F >	5 WWMV-F <	6 WWMV-F	6 WJR	6 WJR <
7	WKQI-F <	7 WWMV-F <	7 WXDG-F <	7 WXDG-F <	7 WXYT	7 WCSX-F <	7 WDRQ-F <	6 WCSX-F	7 WRIF-F <	7 WWJ
8	CIMX-F <	8 WKQI-F <	8 WYCD-F <	8 WMXD-F <	8 WXDG-F	8 WMXD-F <	8 WRIF-F <	6 WJR <	8 WMXD-F	8 WCSX-F <
9	WPLT-F <	9 WYCD-F <	9 WKQI-F <	9 WYCD-F <	8 CKWW <	9 WWMV-F	9 WXYT <	9 WDTJ-F <	9 WXDG-F	9 WRIF-F <
10	WYCD-F	10 WXDG-F <	10 WMXD-F <	10 WJR <		10 WDRQ-F	10 WWJ	10 WRIF-F <	9 WOMC-F <	10 WDTJ-F <

Wom 18-24	Wom 18-34	Wom 25-34	Wom 18-49	Wom 25-54	Men 18-24	Men 18-34	Men 25-34	Men 18-49	Men 25-54	12+ Ovrnite
1	WJLB-F	1 WJLB-F	1 WJLB-F <	1 WNIC-F >	1 WRIF-F	1 WRIF-F >>	1 WRIF-F >>	1 WRIF-F >	1 WRIF-F	1 WJLB-F <
2	WDRQ-F >	2 WDRQ-F	2 WNIC-F	2 WJLB-F <	2 WJLB-F <	2 WJLB-F <	2 WCSX-F	2 WCSX-F >	2 WCSX-F	2 WWJ
3	WDTJ-F >	3 WNIC-F	3 WDRQ-F	3 WDRQ-F	3 CIMX-F	3 WCSX-F	3 WJLB-F	3 WJLB-F	3 WOMC-F	3 WDTJ-F
4	WKQI-F <	4 WKQI-F	3 WKQI-F >	4 WKQI-F <	4 WKQI-F <	4 WDTJ-F <	4 CIMX-F <	4 WWMV-F <	4 WWMV-F <	4 WWMV-F
5	WNIC-F <	5 WDTJ-F	5 WYCD-F	5 WOMC-F	5 WYCD-F	5 WDRQ-F	5 WDTJ-F	5 WDFN	5 CIMX-F <	5 WNIC-F
6	CIMX-F	6 WYCD-F <	6 WMXD-F	6 WYCD-F <	5 WMXD-F <	6 WCSX-F >>	6 WDRQ-F <	6 WPLT-F <	6 WNIC-F <	6 WJLB-F <
7	WPLT-F	7 WPLT-F	6 WPLT-F	7 WMXD-F	7 WDRQ-F <	7 WWWW-F	7 CIMX-F	7 WDFN	7 WDFN <	7 WDFN <
8	WMXD-F <	8 WDTJ-F <	7 WXDG-F	8 WXDG-F	8 WPLT-F <	7 WKRK-F <	8 WWWW-F <	8 WWJ <	8 WWJ <	8 WWJ <
9	WRIF-F <	9 WXDG-F	9 WCSX-F <	8 WYCD-F <	8 WYCD-F <	9 WDFN <	9 WDTJ-F <	9 WOMC-F <	9 WJR	9 WJR
10	CIMX-F			10 WCSX-F <	10 WKRK-F <	10 WWMV-F		9 WWWW-F		9 WWWW-F

DETROIT

Other Rated Stations				Metro Share	Cume Rating	TSA AQH Cume
WCHB	B/G	1200	Taylor	0.6	1.5	
WDMK-F	B/AC	102.7	Mt. Clemens	0.7	3.6	
WEXL	G	1340	Royal Oak	0.5	1.4	
WHMI-F	AC	93.5	Howell	0.4	1.1	
WMUZ-F	REL-CC	103.5	Detroit	0.7	3.1	
WSAQ-F	C	107.1	Port Huron	0.4	0.6	
WYUR	ST	1310	Dearborn	0.6	1.4	

Other Rated Stations--Outside Market				Metro Share	Cume Rating	TSA AQH Cume
WTWR-F	CHR	98.3	Monroe	0.4	1.7	

Consolidation Report	12+	25-54	Revenue
ABC	12.2 %	9.7 %	13.8 %
WDRQ-FM, WJR-AM, WPLT-FM			
AMFM (Pend. to Clear Channel)	24.9 %	27.4 %	34.3 %
WDFN-AM, WJLB-FM, WKQI-FM, WMXD-FM, WNIC-FM, WWWW-FM, WYUR-AM			
CBS/Infinity	22.7 %	22.8 %	31.6 %
WKRK-FM, WOMC-FM, WVMV-FM, WWJ-AM, WXYT-AM, WYCD-FM			
CHUM, Ltd.	5.8 %	3.7 %	1.6 %
CIDR-FM, CIMX-FM, CKLW-AM, CKWW-AM			
Greater Media	12.1 %	16.3 %	12.5 %
WCSX-FM, WRIF-FM, WXDG-FM			
Radio One	5.2 %	3.6 %	3.4 %
WCHB-AM, WDMK-FM, WDTJ-FM			
	82.8 %	83.5 %	97.2 %

AM Stations

Station	Freq	Power	Format	Advertiser	Agency	Product	City
CKWW	580	0.5 kw (DA-1)	Standards	Westwd	\$50.00	D&R	Windsor, ON
WDFN	1130	50 kw/10 kw (DA-2)	Sports	Westwd, ABC	\$25.00	Katz	AMFM
WJR	760	50 kw	Full Svc./Talk	ABC	\$260.00	ABC	ABC
WQBH	1400	1 kw	Black Gospel		\$23.00	Patt	
WWJ	950	5 kw (DA-N)	News	CBS	\$210.00	CBS	CBS/Infinity
WXYT	1270	5 kw (DA-N)	Talk	CNN, Westwd, CBS	\$154.00	Infinity	CBS/Infinity

FM Stations

Station	Freq	Power	Format	Advertiser	Agency	Product	City
CIDR	93.9	100 kw @ 699	Progressive AOR		\$77.00	D&R	Windsor, ON
CIMX	88.7	100 kw @ 577	AOR-New Rock		\$22.00	D&R	Windsor, ON
WCSX	94.7	13.5 kw @ 950	Classic AOR	Westwd	\$150.00	Mc-Guild	Birmingham
WDRQ	93.1	26.5 kw @ 668	CHR		\$130.00	ABC	ABC
WDTJ	105.9	20 kw @ 724	Black		\$80.00	Allied	Radio One
WGPR	107.5	50 kw @ 375	Black AC		\$43.00	---	
WJLB	97.9	50 kw @ 490	Black		\$240.00	Sentry	AMFM
WKQI	95.5	100 kw @ 426	CHR	AMFM	\$184.00	Christal	AMFM
WKRK	97.1	15 kw @ 890	Talk		\$100.00	CBS	CBS/Infinity
WMXD	92.3	22 kw @ 459	Black AC	ABC, AMFM	\$140.00	Allied	AMFM
WNIC	100.3	32 kw @ 600	AC	AMFM	\$215.00	Eastman	AMFM
WOMC	104.3	190 kw @ 360	Oldies	Westwd	\$221.00	CBS	CBS/Infinity
WPLT	96.3	20 kw @ 786	Modern AC	ABC	\$100.00	ABC	ABC
WRIF	101.1	27 kw @ 880	AOR		\$180.00	Mc-Guild	Greater Media
WVMV	98.7	50 kw @ 463	Jazz	Westwd	\$90.00	CBS	CBS/Infinity
WWWV	106.7	61 kw @ 510	Classic AOR	Westwd	\$160.00	Katz	AMFM
WXDG	105.1	20 kw @ 784	Black Oldies		\$ NA	Mc-Guild	Greater Media
WYCD	99.5	17.5 kw @ 787	Country	ABC, WW1, Source	\$190.00	CBS	CBS/Infinity

Notes: 7/99 WKRK-F dropped its evening New Rock . . . 9/99 WWWW-F changed from Country to Classic AOR . . . 9/99 WDMK-F changed from Soft AC to Black AC . . . 9/99 WKQI-F changed from Hot AC to CHR (All these format changes occurred near or at the end of the Summer survey period) . . . 10/22 AMFM and Clear Channel announced plans to merge; see Consolidation Report for market stations involved

EL PASO

Arbitron Rank 70 Pop (12+) 557,000	Stations 30 / 26	Last Year's Revenue: \$19,600,000
MSA Rank: 76	Diaries: 1,113 / 500:1 / 45.0%	Household Income: \$30,105
MSA Pop: 711,000	Sample Target: 1,070	Total Retail Sales: \$5.1 Bil.
DMA: 99	% Below Line: 4.1	#1 Biller: KBNA-AF \$3,970,000
Average Persons Rating: 16.5	% Not Listed: 7.5	#1 Billing Portfolio
Market TSL in Hours 22.00	Pop per Station: 21,423	Clear Channel \$5,972,000

12+ Metro	Format	Summer 99 1/4 Share	Spg 99	Win 99	Fall 98	Sum 98	4-Book Avg	12+ Metro Cume / Rtg.	Spg 99	Sum 98	12+ TSA AQH / Cume	Revenue Level	
1	KPRR-F	150 / 16.3	15.9	14.5	13.5	17.3	15.0	2086 / 37.5	36.0	35.9		D	KPRR-F
2	KLAQ-F	111 / 12.1	10.3	12.6	11.6	10.5	11.6	1491 / 26.8	23.4	27.2		E	KLAQ-F
3	KBNA-AF	109 / 11.8	11.6	11.6	14.4	10.1	12.4	1391 / 25.0	25.7	25.3		E	KBNA-AF
4	KTSM-F	60 / 6.5	6.6	8.8	7.7	6.0	7.4	1052 / 18.9	18.0	6.5		C	KTSM-F
5	KSII-F	57 / 6.2	6.8	6.8	6.6	8.0	6.6	1151 / 20.7	21.0	24.8		C	KSII-F
6	KOFX-F	53 / 5.8	5.7	5.3	5.7	7.4	5.6	950 / 17.1	17.1	17.6		C	KOFX-F
7	KINT-F	43 / 4.7	5.1	4.3	3.8	2.3	4.5	853 / 15.3	13.9	11.2		C*	KINT-F
8	KHEY-F	39 / 4.2	3.6	4.1	4.9	5.1	4.2	644 / 11.6	10.8	16.0		C	KHEY-F
9	KTSM	33 / 3.6	4.0	3.7	4.1	3.4	3.8	374 / 6.7	7.5	6.5		B	KTSM
10	KATH-F	30 / 3.3	4.1	3.4	2.5	2.9	3.3	469 / 8.4	10.0	9.3		B	KATH-F
11	XHH-F	28 / 3.0	3.5	3.2	3.4	3.1	3.3	559 / 10.0	11.6	9.7			XHH-F
12	KHEY	18 / 2.0	0.8	0.6	1.1	0.7	1.1	244 / 4.4	2.3	3.4		A	KHEY
13	KROD	16 / 1.7	1.9	1.3	1.5	1.3	1.6	331 / 5.9	4.7	3.9		A	KROD
14	XEFV	15 / 1.6	1.1	0.6	0.5	0.8	1.0	170 / 3.0	2.4	2.6			XEFV
15	KAMA	14 / 1.5	0.6	0.9	0.4	0.5	0.9	175 / 3.2	2.5	3.2		A	KAMA
16	XEWR	13 / 1.4	1.1	1.6	1.3	1.6	1.4	283 / 5.1	4.1	5.3			XEWR
17	KSVE	11 / 1.2	1.2	0.9	0.7	0.3	1.0	135 / 2.4	1.8	1.4		*	KSVE

12+ FM Share (Metro): 82.16% (700 of 852) (Summer 98: 82.79%)

Teens	18-34	18-49	25-49	25-54	35+	12+ AMD	12+ Mid	12+ PMD	12+ Eve	12+ Wknd
1 KPRR-F >>>	1 KPRR-F <	1 KLAQ-F	1 KLAQ-F <	1 KBNA-AF	1 KBNA-AF >	1 KPRR-F	1 KPRR-F >	1 KPRR-F >	1 KPRR-F >>	1 KPRR-F
2 KLAQ-F >>	2 KLAQ-F >>	1 KPRR-F	2 KBNA-AF	2 KLAQ-F	2 KTSM-F <	2 KPRR-F	2 KLAQ-F <	2 KLAQ-F >	2 KLAQ-F >	2 KBNA-AF
	3 KBNA-AF <	3 KBNA-AF >	3 KPRR-F >	3 KPRR-F	3 KOFX-F	3 KLAQ-F >	3 KBNA-AF >	3 KTSM-F <	3 KBNA-AF >	3 KLAQ-F >
	4 KSII-F >	4 KSII-F	4 KSII-F <	4 KTSM-F <	4 KLAQ-F <	4 KSII-F	4 KTSM-F	4 KBNA-AF	4 KINT-F <	4 KOFX-F <
	5 KHEY-F	5 KTSM-F	5 KTSM-F	5 KSII-F	5 KTSM	5 KTSM-F <	5 KTSM	5 KSII-F <	5 KSII-F	5 KTSM-F <
		6 KINT-F	6 KHEY-F <	6 KHEY-F	6 KINT-F <	6 KOFX-F	5 KSII-F	6 KINT-F	6 KOFX-F <	6 KINT-F <
			7 KINT-F	6 KOFX-F	7 KPRR-F	7 KHEY-F	7 KOFX-F >	7 KOFX-F	7 KTSM-F	7 KHEY-F
			7 KOFX-F		8 KSII-F	8 KATH-F <				
					9 KHEY-F					

Wom 18-24	Wom 18-34	Wom 25-34	Wom 18-49	Wom 25-54	Men 18-24	Men 18-34	Men 25-34	Men 18-49	Men 25-54	12+ Ovrnite
1 KPRR-F >>>	1 KPRR-F >>	1 KPRR-F	1 KPRR-F	1 KBNA-AF	1 KLAQ-F	1 KLAQ-F >	1 KLAQ-F >	1 KLAQ-F >	1 KLAQ-F >	1 KPRR-F
2 KSII-F	2 KLAQ-F	2 KLAQ-F <	2 KBNA-AF	2 KPRR-F	2 KPRR-F >>>	2 KPRR-F >>	2 KHEY-F <	2 KPRR-F >	2 KBNA-AF >	2 KBNA-AF
3 KLAQ-F	3 KBNA-AF	3 KBNA-AF >	3 KSII-F	3 KTSM-F	3 KHEY-F	3 KPRR-F	3 KBNA-AF	3 KPRR-F	3 KPRR-F	3 KLAQ-F
4 KINT-F	4 KSII-F	4 KTSM-F	4 KTSM-F <	4 KSII-F	4 KSII-F <	4 KSII-F	4 KSII-F <	4 KSII-F <	4 KOFX-F <	4 KSII-F
5 KATH-F	5 KTSM-F <	5 KSII-F >	5 KLAQ-F	5 KLAQ-F	5 KBNA-AF	4 KATH-F	5 KHEY-F	5 KHEY-F	5 KHEY-F <	
5 KBNA-AF	6 KINT-F		6 KINT-F >	6 KINT-F			6 KOFX-F	6 KOFX-F	6 KSII-F	
				7 KHEY-F <					7 KATH-F	

Other Rated Stations				Metro Share	Cume Rating	TSA AQH Cume	Other Rated Stations--Outside Market				Metro Share	Cume Rating	TSA AQH Cume
KELP	REL	1590	El Paso	0.7	2.2	KSNM-F	ST	99.5	Truth/Conseq., NM	0.5	1.3		
KROL-F	REL-CC	99.5	Las Cruces, NM	0.4	2.0	XHPX-F	SP-C	98.3	Ciudad Juarez, MX	0.5	3.9		
KVIV	SP	1340	El Paso	0.4	1.0								
XEJ	SP-C	970	Ciudad Juarez, MX	0.4	1.9								
XEPZ	SP	1190	Ciudad Juarez, MX	0.3	1.0								
XHEM-F	SP	103.5	Ciudad Juarez, MX	0.3	1.8								
XHGU-F	SP-C	105.9	Ciudad Juarez, MX	0.5	2.5								
XHIM-F	SP	105.1	Ciudad Juarez, MX	0.4	2.6								
XHNZ-F	SP	107.5	Ciudad Juarez, MX	0.7	3.7								
XHTO-F	SP-C	104.3	Ciudad Juarez, MX	0.3	2.0								

EL PASO

Consolidation Report	12+	25-54	Revenue
Clear Channel	32.6 %	28.1 %	30.4 %
KHEY-AM, KHEY-FM, KPRR-FM, KTSM-AM, KTSM-FM			
Entravision, pend.	15.0 %	16.2 %	18.7 %
KATH-FM, KINT-FM, KOFX-FM, KSVE-AM			
Hispanic	13.3 %	15.6 %	21.6 %
KAMA-AM, KBNA-AM, KBNA-FM			
Regent, pend.	20.0 %	22.1 %	26.5 %
KLAQ-FM, KROD-AM, KSII-FM			
	80.9 %	82.0 %	97.2 %

AM Stations

Station	Power	Frequency	Format	Revenue	Buyer	Notes
KAMA	750	10 kw/1 kw (DA-2)	Hispanic	\$ NA	Katz Hisp.	Hispanic
KBNA	920	1 kw/0.5 kw (DA-N)	Simul. KBNA-F			
KHEY	690	10 kw (DA-2)	Sports	ABC, 1-on-1 \$ NA	Clr Chnl	Clear Channel
KROD	600	5 kw (DA-N)	Talk	CBS, SRN \$<20.00	Mc-Guild	Regent, pend.
KSVE	1150	5 kw/0.38 kw	Hispanic-News/Talk	Unica \$ NA	Caballero	Entravision
KTSM	1380	5 kw/0.5 kw	News/Talk	Talknt, ABC, Westwd \$25.00	Christal	Clear Channel
XEFV	1000	1 kw	Hispanic Contemp.	\$ NA	United	Ciudad Juarez, MX
XEWR	1110	1 kw/0.5 kw	Hispanic Oldies	\$ NA	Caballero	Ciudad Juarez, MX

FM Stations

Station	Power	Frequency	Format	Revenue	Buyer	Notes
KATH	94.7	100 kw @ 1194	Country	\$26.00	Katz	Entravision, pend.
KBNA	97.5	100 kw @ 1088	Hispanic Contemp.	\$64.00	Katz Hisp.	Hispanic
KHEY	96.3	100 kw @ 1388	Country	ABC \$52.00	Clr Chnl	Clear Channel
KINT	93.9	100 kw @ 1420	Hispanic Contemp.	\$31.00	Caballero	Entravision
KLAQ	95.5	100 kw @ 1388	AOR	\$55.00	Mc-Guild	Regent, pend.
KOFX	92.3	100 kw @ 1860	Oldies	\$33.00	Katz	Entravision, pend.
KPRR	102.1	100 kw @ 1190	CHR/Urban	\$50.00	Clr Chnl	Clear Channel
KSII	93.1	100 kw @ 1420	AC	\$22.00	Mc-Guild	Regent, pend.
KTSM	99.9	100 kw @ 1820	Soft AC	\$35.00	Clr Chnl	Clear Channel
XHH	100.7	100 kw @ 249	Hispanic Contemp.	\$22.00	Caballero	Ciudad Juarez, MX

Notes: * KINT-F revenue level includes revenue of KSVE . . . Facilities of Mexican stations are not verified . . . 10/99 KATH-F and KOFX-F sold to Entravision (price NA) . . . 11/99 KROD, KLAQ-F, KSII-F sold by New Wave to Regent Communications for \$23,500,000 (Star Media)

FRESNO

Arbitron Rank 65	Pop (12+) 622,600	Stations 30 / 26	Last Year's Revenue: \$31,000,000
MSA Rank: 65		Diaries: 1,707 / 365:1 / 48.1%	Household Income: \$32,997
MSA Pop: 918,000		Sample Target: 1,670	Total Retail Sales: \$6.0 Bil.
DMA: 55		% Below Line: 5.6	#1 Biller: KMJ \$6,000,000
Average Persons Rating: 15.7		% Not Listed: 11.7	#1 Billing Portfolio
Market TSL in Hours 21.00		Pop per Station: 23,946	CBS/Infinity \$13,700,000

12+ Metro	Format	Summer 99 1/4 Share	Spg 99	Wln 99	Fall 98	Sum 98	4-Book Avg	12+ Metro Cume / Rtg.	Spg 99	Sum 98	12+ TSA AQH / Cume	Revenue Level	
1	KMJ	N/T	75 / 7.7	7.8	8.6	10.2	9.2	8.6	928 / 14.9	14.2	16.8	G	KMJ
2	KSKS-F	C	59 / 6.0	6.2	6.8	6.6	5.4	6.4	786 / 12.3	13.6	12.4	E	KSKS-F
3	KBOS-F	CHR	57 / 5.8	6.2	4.9	4.7	5.6	5.4	1161 / 18.6	19.4	18.7	D	KBOS-F
3	KOQO-F	SP-R	57 / 5.8	5.6	4.4	3.9	3.8	4.9	698 / 11.2	10.8	9.2	C*	KOQO-F
5	KRZR-F	AOR	50 / 5.1	3.7	3.4	3.9	4.6	4.0	761 / 12.2	8.8	11.2	C	KRZR-F
6	KJWL-F	ST	45 / 4.6	5.3	4.6	4.2	3.9	4.7	572 / 9.2	8.3	8.2	B	KJWL-F
7	KFSO-F	O	44 / 4.5	3.2	3.7	2.7	3.0	3.5	638 / 10.3	10.2	10.5	D	KFSO-F
7	KMGV-F	B/O	44 / 4.5	5.8	6.5	6.1	5.7	5.7	690 / 11.1	12.8	13.5	C	KMGV-F
9	KVSR-F	AC-NR	42 / 4.3	4.3	3.6	3.5	3.2	3.9	898 / 14.4	13.8	12.9	C	KVSR-F
10	KFRR-F	AOR-NR	40 / 4.1	3.3	3.3	3.8	2.1	3.6	748 / 12.0	9.6	8.8	B	KFRR-F
11	KALZ-F	AC-NR	39 / 4.0	3.6	3.1	3.3	3.4	3.5	882 / 14.2	13.4	13.7	B	KALZ-F
12	KRNC-F	SP-C	36 / 3.7	3.5	3.4	3.0	3.9	3.4	449 / 7.2	7.4	7.3	B	KRNC-F
13	KSEQ-F	CHR	35 / 3.6	3.8	3.5	2.4	2.8	3.3	833 / 13.4	12.6	10.8		KSEQ-F
14	KSOF-F	SAC	33 / 3.4	3.5	3.9	2.7	4.2	3.4	656 / 10.5	9.4	11.4	C	KSOF-F
15	KJFX-F	CL AOR	31 / 3.2	4.0	3.3	3.5	3.9	3.5	544 / 8.7	10.8	10.8	C	KJFX-F
16	KEZL-F	J	28 / 2.9	2.8	3.5	2.7	3.0	3.0	351 / 5.6	6.6	7.2	C	KEZL-F
17	KLBN-F	SP-R	27 / 2.8	3.4	3.8	3.8	3.8	3.4	510 / 8.2	9.4	8.8	C	KLBN-F
18	KFRE	T	24 / 2.5	2.4	1.5	2.0	1.9	2.1	375 / 6.0	4.1	4.8		KFRE
19	KMPH-F	N	17 / 1.7	1.8	1.3	1.3	1.2	1.5	370 / 5.9	6.5	5.6		KMPH-F
20	KGST	SP	16 / 1.6	1.8	1.4	1.5	1.7	1.6	256 / 4.1	2.5	3.6	A	KGST
21	KCIV-F	REL	11 / 1.1	0.6	0.6	0.6	0.5	0.7	131 / 2.1	1.6	1.6		KCIV-F
21	KKPW-F	CHR/U	11 / 1.1	1.5	2.0	2.2	2.9	1.7	383 / 6.2	7.3	7.6	A	KKPW-F

12+ FM Share (Metro): 84.15% (722 of 858) (Summer 98: 79.35%)

Teens	18-34	18-49	25-49	25-54	35+	12+ AMD	12+ Mid	12+ PMD	12+ Eve	12+ Wknd
1 KBOS-F <	1 KOQO-F	1 KRZR-F <	1 KOQO-F <	1 KOQO-F <	1 KMJ >	1 KMJ	1 KMJ >	1 KSKS-F	1 KBOS-F >	1 KOQO-F <
2 KSEQ-F >>	1 KBOS-F <	2 KOQO-F	2 KRZR-F <	2 KSKS-F <	2 KJWL-F	2 KOQO-F	2 KSKS-F	1 KBOS-F	2 KSEQ-F	2 KBOS-F <
3 KFRR-F	3 KRZR-F	3 KSKS-F <	3 KMGV-F	3 KRZR-F <	3 KFSO-F	3 KSKS-F <	3 KFSO-F	3 KRZR-F <	2 KSOF-F <	3 KMGV-F <
3 KOQO-F >	4 KFRR-F <	4 KBOS-F <	3 KSKS-F	4 KMGV-F <	4 KSKS-F	4 KFRR-F	3 KRZR-F <	4 KFSO-F <	4 KMGV-F <	4 KJWL-F <
5 KVSR-F	5 KRNC-F <	5 KMGV-F <	5 KVSR-F <	5 KMJ	5 KEZL-F <	5 KRZR-F	5 KJWL-F <	5 KMJ <	5 KRNC-F <	5 KSKS-F <
6 KSKS-F	6 KVSR-F <	6 KVRN-F <	5 KRNC-F <	5 KFSO-F <	6 KMGV-F	6 KFSO-F <	6 KBOS-F <	6 KOQO-F	6 KJWL-F <	6 KSEQ-F
7 KVSR-F	7 KALZ-F <	7 KJFX-F <	7 KVSR-F <	7 KVSR-F <	7 KJFX-F	7 KBOS-F <	7 KOQO-F <	7 KALZ-F	7 KOQO-F <	6 KMJ
7 KALZ-F	8 KRNC-F	8 KMJ	8 KRNC-F	8 KRNC-F	7 KSOF-F	8 KVSR-F <	8 KALZ-F <	7 KVSR-F <	8 KMJ	8 KRNC-F
9 KMGV-F	8 KFRR-F	8 KALZ-F <	8 KALZ-F <	8 KJFX-F	7 KOQO-F	9 KJFX-F	9 KMGV-F	9 KMGV-F <	8 KOQO-F <	8 KVSR-F <
10 KSEQ-F	10 KJFX-F <	10 KFRR-F	10 KALZ-F	10 KALZ-F	10 KRZR-F <	10 KMGV-F <	10 KMGV-F	10 KRNC-F <	10 KFRE	10 KRZR-F
									10 KFRR-F <	

Wom 18-24	Wom 18-34	Wom 25-34	Wom 18-49	Wom 25-54	Men 18-24	Men 18-34	Men 25-34	Men 18-49	Men 25-54	12+ Ovrnite
1 KALZ-F	1 KBOS-F	1 KRNC-F	1 KALZ-F <	1 KSKS-F	1 KBOS-F >	1 KRZR-F	1 KOQO-F	1 KRZR-F	1 KRZR-F <	1 KSKS-F
1 KBOS-F	1 KRNC-F	2 KBOS-F	2 KSKS-F <	2 KMGV-F	2 KRZR-F >	1 KOQO-F	2 KRZR-F <	2 KOQO-F	2 KOQO-F	2 KJWL-F
3 KSEQ-F	3 KSKS-F	2 KVSR-F	3 KMGV-F	3 KALZ-F <	3 KFRR-F	3 KFRR-F <	3 KFRR-F	3 KFRR-F	3 KJFX-F	3 KFRE <
4 KSKS-F	3 KVSR-F	2 KSKS-F	3 KVSR-F	4 KRNC-F	3 KOQO-F	4 KBOS-F >	4 KRNC-F	4 KJFX-F <	3 KMJ <	4 KBOS-F <
4 KFRR-F	5 KALZ-F	5 KOQO-F	5 KRNC-F <	4 KVSR-F <	5 KSKS-F	5 KSKS-F <	5 KMGV-F	5 KBOS-F	5 KFRR-F <	5 KMGV-F
4 KVSR-F	6 KSEQ-F	6 KMGV-F	6 KBOS-F	6 KSOF-F	6 KSEQ-F >	6 KRNC-F	5 KSKS-F	6 KSKS-F <	6 KFSO-F	5 KOQO-F
7 KKPW-F	6 KOQO-F	7 KSEQ-F	7 KSOF-F <	7 KFSO-F	6 KMGV-F	7 KVSR-F	7 KVSR-F	7 KMJ	7 KSKS-F	
7 KRNC-F >	8 KMGV-F	7 KSOF-F	8 KOQO-F	7 KOQO-F	8 KVSR-F	7 KJFX-F	8 KVSR-F	8 KMV-F	8 KMGV-F	
	8 KFRR-F	7 KRZR-F	9 KFSO-F	9 KBOS-F	8 KALZ-F	7 KALZ-F	8 KALZ-F	8 KMGV-F <	8 KVSR-F	
		7 KALZ-F	9 KSEQ-F	10 KMJ	10 KJFX-F		10 KRNC-F	10 KRNC-F	10 KRNC-F	

Other Rated Stations				Metro Share	Cume Rating	TSA AQH Cume	Other Rated Stations--Outside Market				Metro Share	Cume Rating	TSA AQH Cume
KBIF	REL	900	Fresno	0.4	0.7		KNBR	SPRTS	680	San Francisco	0.4	1.6	
KMMM-F	SP	107.1	Madera	0.4	1.8		KUBB-F	C	96.3	Mariposa	0.5	1.4	
KOOR	SP-R	790	Clovis	0.9	2.3								
KXEX	SP-R	1550	Fresno	0.4	1.7								
KYNO	SPRTS	1300	Fresno	0.4	2.0								
KZFO-F	SP-C	92.1	Madera	0.7	2.5								

FRESNO

Consolidation Report	12+	25-54	Revenue
AMFM (Pend. to Clear Channel)	25.7 %	26.6 %	34.8 %
KALZ-FM, KBOS-FM, KCBL-AM, KEZL-FM, KFSO-FM, KRDU-AM, KRZR-FM, KSOF-FM			
CBS/Infinity	32.9 %	36.1 %	44.2 %
KMGV-FM, KMJ-AM, KOOR-AM, KOQO-FM, KRNC-FM, KSKS-FM, KVSR-FM			
Lotus	4.8 %	4.1 %	5.9 %
KGST-AM, KLBN-FM, KMMM-FM			
Mondosphere	7.3 %	9.2 %	7.4 %
KFRR-FM, KJFX-FM, KVPC-FM			
	70.7 %	76.0 %	92.3 %

AM Stations

Station	Power	Time	Format	Network	Rate	Agency	Advertiser
KFRE	940	50 kw (DA-2)	Talk	Westwd, CNN	\$ NA	Lotus	Pappas
KGST	1600	5 kw (DA-N)	Hispanic	Unica, CAR	\$ <20.00	Lotus	Lotus
KMJ	580	5 kw	News/Talk	Talknt, ABC	\$102.00	Katz	CBS/Infinity

FM Stations

Station	Power	Time	Format	Network	Rate	Agency	Advertiser
KALZ	102.7	50 kw @ 500	AC/CHR	ABC	\$30.00	Eastman	AMFM
KBOS	94.9	16.5 kw @ 847	CHR	ABC	\$60.00	Eastman	AMFM Tulare
KEZL	96.7	25 kw @ 328	Jazz		\$30.00	Mc-Guild	AMFM Fowler
KFRR	104.1	17 kw @ 853	AOR-New Rock		\$28.00	D&R	Mondosphere Woodlake
KFSO	92.9	17.5 kw @ 853	Oldies		\$55.00	Christal	AMFM Visalia
KJFX	95.7	17.5 kw @ 850	Classic AOR		\$39.00	D&R	Mondosphere
KJWL	99.3	5 kw @ 340	Standards	Westwd, CNN	\$25.00	---	
KKPW	94.3	3 kw @ 328	Dance CHR		\$ NA	Lotus	Kerman
KLBN	105.1	0.6 kw @ 1870	Hispanic-Regional		\$24.00	Lotus	Lotus Auberry
KMGV	97.9	10.5 kw @ 1075	Black Oldies		\$39.00	D&R	CBS/Infinity
KMPH	107.5	20.5 kw @ 783	News	Westwd, AP	\$20.00	Lotus	Pappas Hanford
KOQO	101.9	2.3 kw @ 1948	Hispanic		\$35.00	Katz Hisp.	CBS/Infinity
KRNC	105.9	2.4 kw @ 1960	Hispanic Contemp.		\$ NA	Katz Hisp.	CBS/Infinity
KRZR	103.7	50 kw @ 500	AOR		\$37.00	Eastman	AMFM Hanford
KSKS	93.7	68 kw @ 1912	Country		\$53.00	Katz	CBS/Infinity
KSOF	98.9	19 kw @ 820	Soft AC	ABC	\$29.00	Christal	AMFM Dinuba
KVSR	101.1	10 kw @ 1076	Modern AC		\$21.00	Katz	CBS/Infinity

Notes: KCIV-F - See Modesto in the Spring 1999 American Radio . . . * KOOR revenue included in KOQO-F revenue level . . . 9/99 KFIG (1430) changed from Hispanic-Regional to Sports as "The Big Dawg" . . . 10/99 AMFM and Clear Channel announced plans to merge . . . 10/99 KYNO (1300) changed from Sports to Hispanic Religion . . . 10/99 KFIG sold for \$2,000,000

GRAND RAPIDS

Arbitron Rank 66 **Pop (12+)** 618,000
MSA Rank: 58 (w/Muskegon)
MSA Pop: 770,000
DMA: 38 (w/Kalamazoo)
Average Persons Rating: 14.4
Market TSL in Hours 19.25

Stations 22 / 20
Diaries: 1,735 / 356:1 / 54.5%
Sample Target: 1,740
% Below Line: 3.3
% Not Listed: 17.6
Pop per Station: 30,900

Last Year's Revenue: \$38,200,000
Household Income: \$51,945
Total Retail Sales: \$8.1 Bil.
#1 Biller: WLAV-F \$6,000,000
#1 Billing Portfolio
 Clear Channel \$14,630,000

12+ Metro	Format	Summer 99 1/4 Share	Spg 99	Win 99	Fall 98	Sum 98	4-Book Avg	12+ Metro Cume / Rtg.	Spg 99	Sum 98	12+ TSA AQH / Cume	Revenue Level
1	WBCT-F	85 / 9.5	8.2	7.7	7.8	6.8	8.3	1072 / 17.4	16.9	15.2	G	WBCT-F
2	WLAV-F	68 / 7.6	8.8	7.5	7.9	9.3	8.0	1075 / 17.4	16.9	19.0	G	WLAV-F
3	WOOD-F	57 / 6.4	5.7	5.5	5.8	5.3	5.9	973 / 15.7	14.8	16.0	E	WOOD-F
4	WGRD-F	55 / 6.2	6.6	7.6	6.0	7.6	6.6	970 / 15.7	19.1	21.2	E	WGRD-F
5	WOOD	50 / 5.6	5.4	5.3	6.2	5.4	5.6	809 / 13.1	12.8	13.4	F	WOOD
6	WSNX-F	49 / 5.5	5.7	7.8	7.7	7.9	6.7	1054 / 17.1	17.4	20.2	D	WSNX-F
7	WKLQ-F	46 / 5.2	5.7	4.7	4.3	5.5	5.0	729 / 11.8	12.7	13.1	C	WKLQ-F
8	WVTI-F	45 / 5.1	4.3	3.9	4.0	3.5	4.3	1159 / 18.8	16.6	14.3	B	WVTI-F
9	WCUZ-F	43 / 4.8	3.1	2.5	4.0	4.2	3.6	624 / 10.1	6.9	8.4	B	WCUZ-F
10	WLHT-F	42 / 4.7	5.3	5.4	5.4	6.4	5.2	777 / 12.6	13.7	13.7	G	WLHT-F
11	WODJ-F	38 / 4.3	3.8	4.3	3.9	3.2	4.1	703 / 11.4	11.7	11.4	C	WODJ-F
12	WTRV-F	25 / 2.8	4.2	2.7	2.3	3.2	3.0	499 / 8.1	7.9	8.6	C	WTRV-F
13	WMUS-F	23 / 2.6	1.3	1.9	1.7	1.7	1.9	322 / 5.2	4.6	4.5		WMUS-F
14	WMJH	22 / 2.5	1.9	3.3	3.1	2.2	2.7	247 / 4.0	3.6	3.6	A	WMJH
15	WJQK-F	20 / 2.2	2.6	3.3	3.0	2.9	2.8	451 / 7.3	7.0	6.8	C*	WJQK-F
16	WFGR-F	17 / 1.9	2.2	2.4	1.8	1.8	2.1	426 / 6.9	5.8	6.4	B	WFGR-F
17	WFUR-F	13 / 1.5	1.2	1.7	1.3	1.3	1.4	333 / 5.4	5.4	4.4		WFUR-F

12+ FM Share (Metro): 86.22% (632 of 733) (Summer 98: 85.64%)

Teens	18-34	18-49	25-49	25-54	35+	12+ AMD	12+ Mid	12+ PMD	12+ Eve	12+ Wknd
1 WSNX-F >	1 WLAV-F	1 WLAV-F	1 WLAV-F	1 WBCT-F <	1 WBCT-F <	1 WBCT-F <	1 WBCT-F	1 WBCT-F	1 WLAV-F	1 WBCT-F
2 WVTI-F >	1 WGRD-F <	2 WBCT-F	2 WBCT-F >	2 WLAV-F >	2 WOOD-F <	2 WGRD-F	2 WOOD	2 WLAV-F >	2 WSNX-F	2 WLAV-F
3 WBCT-F	3 WBCT-F	3 WGRD-F	3 WOOD-F <	3 WOOD-F	3 WOOD	3 WKLQ-F <	3 WLAV-F <	3 WOOD-F <	3 WBCT-F >	3 WSNX-F <
4 WGRD-F	4 WKLQ-F	4 WKLQ-F <	4 WGRD-F <	4 WGRD-F <	4 WLAV-F	4 WOOD-F <	4 WOOD-F	4 WVTI-F <	4 WKLQ-F	4 WVTI-F <
5 WKLQ-F >	4 WSNX-F <	5 WOOD-F	5 WKLQ-F <	5 WLHT-F <	4 WCUZ-F	5 WOOD	5 WGRD-F	5 WGRD-F <	4 WOOD-F <	5 WOOD-F <
	6 WVTI-F >	6 WSNX-F	6 WLHT-F	6 WLHT-F	4 WODJ-F	6 WLAV-F	6 WLHT-F	6 WSNX-F <	6 WVTI-F	6 WCUZ-F
	7 WLHT-F <	6 WVTI-F	7 WVTI-F	7 WODJ-F <	7 WLHT-F	7 WLHT-F <	6 WVTI-F <	7 WODJ-F	6 WGRD-F	7 WGRD-F
		6 WLHT-F >	8 WOOD <	8 WOOD <	8 WMJH	8 WSNX-F <	8 WCUZ-F <	8 WLHT-F <	8 WCUZ-F	7 WKLQ-F
		9 WOOD <	9 WODJ-F <	9 WVTI-F	9 WMUS-F	9 WCUZ-F	9 WODJ-F <	9 WKLQ-F <	9 WTRV-F <	9 WODJ-F
			10 WSNX-F <	10 WCUZ-F <	9 WTRV-F		10 WSNX-F <	10 WCUZ-F	10 WLHT-F	10 WLHT-F

Wom 18-24	Wom 18-34	Wom 25-34	Wom 18-49	Wom 25-54	Men 18-24	Men 18-34	Men 25-34	Men 18-49	Men 25-54	12+ Ovrnite
1 WSNX-F	1 WBCT-F	1 WBCT-F >>	1 WBCT-F	1 WBCT-F	1 WKLQ-F	1 WLAV-F	1 WLAV-F >	1 WLAV-F >	1 WLAV-F >	1 WLAV-F
2 WVTI-F	2 WVTI-F	2 WVTI-F	2 WOOD-F <	2 WOOD-F >	1 WGRD-F	2 WGRD-F <	2 WGRD-F <	2 WGRD-F <	2 WBCT-F <	2 WSNX-F
2 WGRD-F	3 WSNX-F <	3 WLAV-F	3 WLHT-F	3 WLHT-F	3 WSNX-F >	3 WKLQ-F >	3 WKLQ-F >	3 WKLQ-F	3 WGRD-F <	3 WBCT-F
4 WLHT-F	4 WGRD-F	4 WGRD-F	4 WLAV-F	4 WLAV-F	4 WLAV-F	4 WSNX-F >	4 WBCT-F	4 WBCT-F >	4 WKLQ-F	4 WCUZ-F
4 WBCT-F >	5 WLHT-F	4 WLHT-F	4 WVTI-F	5 WVTI-F	5 WOOD-F	5 WVTI-F	5 WVTI-F	5 WSNX-F	5 WODJ-F <	4 WOOD <
6 WLAV-F	6 WLAV-F	4 WOOD-F	6 WSNX-F	6 WJQK-F	5 WVTI-F	5 WBCT-F >	6 WSNX-F	6 WVTI-F	6 WOOD	6 WKLQ-F
6 WOOD-F >	7 WOOD-F	4 WSNX-F	7 WGRD-F >	6 WSNX-F		7 WOOD-F	7 WCUZ-F	6 WOOD	7 WCUZ-F	
			8 WJQK-F	8 WTRV-F			7 WOOD	6 WCUZ-F	8 WVTI-F	
			9 WTRV-F	8 WOOD			7 WLHT-F	9 WOOD-F	8 WLHT-F	
			9 WKLQ-F <	8 WODJ-F				9 WODJ-F	10 WOOD-F	
				8 WGRD-F						

Other Rated Stations				Metro Share	Cume Rating	TSA AQH Cume	Other Rated Stations--Outside Market				Metro Share	Cume Rating	TSA AQH Cume
WBBL	SPRTS	1340	Grand Rapids	0.9	2.7		WMRR-F	CL AOR	101.7	Muskegon	0.7	2.0	
WHTC	FS	1400	Holland	0.8	1.8								
WJNZ	B	1680	Kentwood	1.0	1.6								
WTKG	T	1230	Grand Rapids	0.6	2.9								

GRAND RAPIDS

Consolidation Report	12+	25-54	Revenue
AMFM (See Notes) WGRD-FM, WLHT-FM, WNWZ-AM, WTRV-FM	13.7 %	14.4 %	25.2 %
Bloomington WBBL-AM, WKLQ-FM, WLAV-FM, WODJ-FM	18.0 %	22.8 %	24.4 %
Clear Channel (See Notes) WBCT-FM, WCUZ-FM, WOOD-AM, WOOD-FM, WSNX-FM, WTKG-AM, WVTI-FM	37.5 %	35.6 %	43.5 %
Goodrich WJNZ-AM, WKWM-AM	1.0 %	1.4 %	0.5 %
Local WMFN-AM, WMJH-AM	2.5 %	0.4 %	0.9 %
	72.7 %	74.6 %	94.5 %

AM Stations

Station	Freq	Power	Format	Company	Revenue	Other	Notes
WJNZ	1680	10 kw/1 kw	Black	ABC	\$ NA	D&R	Goodrich Kentwood
WMJH	810	3.5 kw (Days)	Standards	Westwd, CBS	\$ NA	---	WMFN Rockford
WOOD	1300	5 kw (DA-N)	Full Svc/Talk	Westwd, AP	\$52.00	Clr Chnl	Clear Channel

FM Stations

Station	Freq	Power	Format	Company	Revenue	Other	Notes
WBCT	93.7	320 kw @ 780	Country		\$110.00	Clr Chnl	Clear Channel
WCUZ	101.3	50 kw @ 420	Country		\$40.00	Clr Chnl	Clear Channel
WFGR	98.7	2.8 kw @ 492	Classical		\$<20.00	Allied	
WFUR	102.9	50 kw @ 492	Contemp. Christian		\$<20.00	---	Kuiper
WGRD	97.9	13 kw @ 590	AOR-New Rock	AMFM	\$54.00	Eastman	AMFM
WJQK	99.3	4.7 kw @ 371	Contemp. Christian	ABC	\$<20.00	Salem	Zeeland
WKLQ	94.5	50 kw @ 500	AOR	ABC	\$60.00	Katz	Bloomington Holland
WLAV	96.9	50 kw @ 489	Classic AOR	ABC	\$77.00	---	Bloomington
WLHT	95.7	40 kw @ 554	AC	ABC	\$87.00	Eastman	AMFM
WODJ	107.3	50 kw @ 492	Oldies	Westwd	\$40.00	D&R	Bloomington Greenville
WOOD	105.7	265 kw @ 810	Soft AC		\$65.00	Clr Chnl	Clear Channel
WSNX	104.5	32 kw @ 620	CHR		\$38.00	D&R	Clear Channel Muskegon
WTRV	100.5	3 kw @ 328	Soft AC	AMFM	\$ NA	Eastman	AMFM Walker
WVTI	96.1	50 kw @ 492	CHR		\$<20.00	Clr Chnl	Clear Channel Holland

Notes: * WJQK-F revenue level includes revenue of WWJQ (1260; Holland) . . . WMUS-F - See Muskegon in the Spring 1999 American Radio Small Market edition . . . 8/99 WVTI-F changed from Hot AC (CHR/AC) to CHR . . . 9/99 WMFN (640) changed from Sports to Business . . . 10/99 AMFM and Clear Channel announced plans to merge. Divestitures in the market will be necessary

GREENSBORO-WINSTON SALEM

Arbitron Rank 42 Pop (12+) 997,700	Stations 29 / 22	Last Year's Revenue: \$43,000,000
MSA Rank: 47	Diaries: 2,300 / 434:1 / 51.9%	Household Income: \$40,980
MSA Pop: 1,180,000	Sample Target: 2,250	Total Retail Sales: \$12.4 Bil.
DMA: 47	% Below Line: 8.0	#1 Biller: WTQR-F \$8,050,000
Average Persons Rating: 15.0	% Not Listed: 19.0	#1 Billing Portfolio
Market TSL in Hours 20.00	Pop per Station: 45,350	Clear Channel \$12,800,000

12+ Metro	Format	Summer 99 1/4 Share	Spg 99	Win 99	Fall 98	Sum 98	4-Book Avg	12+ Metro Cume / Rtg.	Spg 99	Sum 98	12+ TSA AQH / Cume	Revenue Level	
1	WTQR-F	C	145 / 9.7	9.3	9.4	9.5	10.1	9.5	1937 / 19.4	19.3	21.1	H	WTQR-F
2	WJMH-F	B	139 / 9.3	8.6	7.3	9.7	9.2	8.7	1590 / 15.9	17.0	18.5	E	WJMH-F
3	WQMG-F	B/AC	119 / 8.0	5.5	7.4	6.6	7.0	6.9	1309 / 13.1	11.9	12.2	E	WQMG-F
4	WMAG-F	AC	101 / 6.7	6.1	7.1	6.6	6.5	6.6	1562 / 15.7	15.3	15.9	F	WMAG-F
5	WMQX-F	O	98 / 6.5	6.1	6.0	5.0	6.2	5.9	1666 / 16.7	16.4	15.6	E	WMQX-F
6	WKRR-F	AOR/CL	75 / 5.0	6.2	5.4	6.3	6.4	5.7	1181 / 11.6	14.0	14.6	F	WKRR-F
7	WHSL-F	C	69 / 4.6	5.8	5.1	5.2	5.1	5.2	1201 / 12.0	12.8	12.4	D	WHSL-F
8	WSJS	FS/T	62 / 4.1	4.8	5.5	4.0	4.5	4.6	1001 / 10.0	10.3	9.5	E	WSJS
9	WKSI-F	AC-NR	60 / 4.0	5.2	4.1	4.3	4.4	4.4	1395 / 14.0	16.2	16.4	D	WKSI-F
10	WXRA-F	AOR	54 / 3.6	3.6	3.5	3.8	2.8	3.6	1044 / 10.5	10.1	10.4	C	WXRA-F
11	WKZL-F	CHR/AC	50 / 3.3	3.9	4.0	5.0	4.9	4.1	1505 / 15.1	14.5	14.7	F	WKZL-F
12	WDCG-F	CHR	31 / 2.1	1.3	1.9	1.3	1.3	1.6	626 / 6.3	5.0	4.9		WDCG-F
12	WIST-F	ST	31 / 2.1	1.5	1.2	1.2	0.9	1.5	364 / 3.7	3.3	2.6		WIST-F
14	WKXU-F	C	29 / 1.9	1.7	1.5	1.8	2.0	1.7	576 / 5.8	4.9	5.9		WKXU-F
15	WEND-F	AOR-NR	17 / 1.1	1.5	1.1	1.1	1.2	1.2	425 / 4.3	5.5	5.3		WEND-F
16	WEAL	B/G	16 / 1.1	2.1	1.8	1.5	1.4	1.6	187 / 1.9	2.9	2.4	A	WEAL

12+ FM Share (Metro): 88.62% (1075 of 1213) (Summer 98: 86.95%)

Teens	18-34	18-49	25-49	25-54	35+	12+ AMD	12+ Mid	12+ PMD	12+ Eve	12+ Wknd
1 WJMH-F >>>	1 WJMH-F >>	1 WJMH-F <	1 WTQR-F <	1 WQMG-F <	1 WTQR-F	1 WTQR-F >	1 WTQR-F	1 WJMH-F <	1 WJMH-F >	1 WJMH-F
2 WKSI-F	2 WQMG-F	2 WQMG-F <	2 WQMG-F	2 WTQR-F	2 WMQX-F <	2 WQMG-F <	2 WJMH-F	2 WTQR-F	2 WQMG-F	2 WTQR-F <
2 WXRA-F	3 WKRR-F	3 WTQR-F	3 WMAG-F	3 WMAG-F <	3 WQMG-F	3 WMAG-F <	2 WMQX-F	3 WQMG-F <	3 WMAG-F >	3 WQMG-F >
4 WKZL-F	3 WTQR-F <	4 WMAG-F <	4 WMQX-F <	4 WMQX-F	4 WMAG-F	4 WJMH-F <	4 WQMG-F <	4 WMAG-F <	4 WTQR-F	4 WMQX-F
	5 WKSI-F	5 WKRR-F	5 WKRR-F	5 WKRR-F	5 WSJS	5 WMQX-F <	5 WMAG-F <	5 WMQX-F	5 WKRR-F <	5 WMAG-F
	5 WXRA-F	6 WMQX-F	6 WJMH-F <	6 WHSL-F	6 WHSL-F <	6 WHSL-F <	6 WSJS	6 WKRR-F	6 WMQX-F	6 WKRR-F <
	5 WMAG-F	7 WHSL-F <	7 WKSI-F <	6 WJMH-F <	7 WKRR-F	7 WSJS <	7 WKRR-F <	7 WKSI-F <	7 WKRR-F <	7 WHSL-F >
	8 WHSL-F <	8 WKSI-F	8 WHSL-F	8 WKSI-F	8 WIST-F	8 WKRR-F <	8 WHSL-F	8 WHSL-F <	8 WKSI-F	8 WXRA-F <
	9 WKZL-F <	9 WXRA-F	9 WKZL-F <	9 WKZL-F	9 WKXU-F <	9 WKSI-F	9 WKSI-F	9 WXRA-F <	9 WHSL-F	9 WKSI-F
	10 WKZL-F >	10 WKZL-F >	10 WXRA-F >	10 WXRA-F >	10 WKSI-F <	10 WKZL-F	10 WXRA-F	10 WKZL-F	9 WKZL-F >	9 WKZL-F

Wom 18-24	Wom 18-34	Wom 25-34	Wom 18-49	Wom 25-54	Men 18-24	Men 18-34	Men 25-34	Men 18-49	Men 25-54	12+ Ovrnite
1 WJMH-F >>>	1 WJMH-F >	1 WQMG-F	1 WQMG-F <	1 WQMG-F	1 WJMH-F >>	1 WJMH-F >	1 WJMH-F	1 WJMH-F <	1 WTQR-F	1 WQMG-F
2 WDCG-F	2 WQMG-F <	1 WTQR-F	2 WMAG-F <	1 WMAG-F	2 WKRR-F	2 WKRR-F <	2 WQMG-F	2 WKRR-F <	2 WQMG-F <	1 WJMH-F
3 WHSL-F	3 WMAG-F <	3 WKSI-F	3 WJMH-F	3 WTQR-F	3 WXRA-F >>	3 WXRA-F	2 WXRA-F	3 WTQR-F	3 WMQX-F <	3 WTQR-F
3 WQMG-F	4 WTQR-F	3 WKZL-F	4 WTQR-F >	4 WMQX-F	4 WQMG-F	4 WQMG-F	4 WKRR-F	4 WQMG-F	4 WKRR-F >	4 WKRR-F
3 WMAG-F >	5 WKSI-F	3 WMAG-F	5 WKSI-F	5 WKSI-F	5 WTQR-F	5 WTQR-F	5 WKSI-F	5 WXRA-F <	5 WHSL-F	
6 WTQR-F	5 WDCG-F	6 WJMH-F	5 WMQX-F <	5 WKZL-F	6 WKSI-F <	5 WTQR-F	6 WMQX-F	5 WJMH-F <	5 WJMH-F <	
6 WKSI-F	7 WKZL-F	7 WDCG-F	7 WKZL-F <	7 WHSL-F	7 WHSL-F	7 WHSL-F	7 WHSL-F	7 WHSL-F	7 WMAG-F <	
6 WXRA-F	8 WHSL-F	7 WMQX-F >	8 WHSL-F	7 WJMH-F		8 WMAG-F >	8 WMAG-F >	8 WMAG-F <	8 WXRA-F	
		9 WDCG-F <	7 WKRR-F >					9 WKSI-F >	9 WKSI-F >	

Other Rated Stations					Other Rated Stations--Outside Market						
			Metro Share	Cume Rating	TSA AQH Cume				Metro Share	Cume Rating	TSA AQH Cume
WAAA	B	980	Winston Salem	0.8	2.1	WBRF-F	C	98.1	Galax, VA	0.8	2.5
WBAG	ST	1150	Burlington	0.3	1.2	WFMX-F	C	105.7	Statesville	0.7	3.6
WMFR	T/FS	1230	High Point	0.7	1.8	WNKS-F	CHR	95.1	Charlotte	0.6	2.7
WPET	REL	950	Greensboro	0.4	1.0	WQOK-F	B	97.5	S. Boston, VA	0.7	2.6
WSGH	REL	1040	Lewisville	0.3	0.6						
WSML	FS/T	1200	Graham	0.3	1.0						
WSMX	REL	1500	Winston Salem	0.3	0.5						
WWGL-F	REL	94.1	Lexington	0.9	3.5						
WXII	N	830	Kemersville	0.8	3.9						

GREENSBORO-WINSTON SALEM

Consolidation Report	12+	25-54	Revenue
AMFM (See Notes) WHSL-FM, WMAG-FM, WMFR-AM	12.0 %	14.3 %	19.1 %
Clear Channel (See Notes) WSJS-AM, WSML-AM, WTQR-FM, WXRA-FM	17.7 %	16.1 %	29.8 %
Dick WKRR-FM, WKZL-FM	8.3 %	10.3 %	19.4 %
Entercom, pend. WEAL-AM, WJMH-FM, WMQX-FM, WQMG-FM	24.9 %	24.8 %	24.2 %
	62.9 %	65.5 %	92.5 %

AM Stations

WEAL	1510	1 kw (Days)	Black Gospel	\$ NA	Mc-Guild	Entercom, pend.
WSJS	600	5 kw (DA-2)	Full Svc/Talk	\$60.00	Clr Chnl	Clear Channel

FM Stations

WHSL	100.3	100 kw @ 1035	Country	\$35.00	Sentry	AMFM	
WIST	98.3	1.68 kw @ 420	Standards	ABC	\$ NA	—	GHB Thomasville
WJMH	102.1	100 kw @ 1204	Black	\$55.00	D&R	Entercom, pend.	Reidsville
WKRR	92.3	100 kw @ 1288	AOR/Classic AOR	\$65.00	Katz	Dick	Asheboro
WKSI	98.7	100 kw @ 1035	Modern AC	\$40.00	Eastman	Bahakel	
WKZL	107.5	100 kw @ 994	AC/CHR	\$80.00	Katz	Dick	
WMAG	99.5	100 kw @ 1500	AC	AMFM	\$78.00	Sentry	AMFM
WMQX	93.1	100 kw @ 1099	Oldies	CBS, ABC	\$50.00	Mc-Guild	Entercom, pend.
WQMG	97.1	100 kw @ 1234	Black AC	ABC	\$35.00	Mc-Guild	Entercom, pend.
WTQR	104.1	100 kw @ 1420	Country	\$172.00	Clr Chnl	Clear Channel	
WXRA	94.5	100 kw @ 982	AOR	\$39.00	Interep	Clear Channel	Eden

Notes: Other ranked stations -- See Charlotte or Raleigh-Durham . . . 8/99 WKZL-F changed from AC/CHR to CHR . . . 10/99 AMFM and Clear Channel announced plans to merge. Divestitures in the market will be necessary

FORMAT CODES

AC - Adult Contemporary	J - Jazz and New Adult Contemporary
AC-NR - Modern AC	KIDS - Children's
AOR - Album Oriented Rock	N - News
AOR-NR - New Rock	O - Oldies (50's & 60's)
AOR-P - Progressive AOR	REL - Religion, Christian
B - Black (audience 75%+ Black)	REL-CC - Contemporary Christian
B/AC - Black Adult Contemporary	SAC - Soft Adult Contemporary
B/G - Black Gospel	SP - Hispanic/Spanish
B/O - Black Oldies	SP-C - Hispanic Contemporary
BIZ - Business News & Talk	SP-NT - Hispanic News/Talk/Information
C - Country	SP-R - Hispanic-Regional
C/O - Classic Country	SP-TP - Hispanic-Tropical
CHR - Contemporary Hit Radio, Top 40	SP-VA - Hispanic Variety
CL - Classical	SP-TJ - Tejano
CL AOR - Classic AOR, Classic Rock	SPRTS - Sports
CL HITS - Classic Hits/70's Oldies	ST - Standards, Big Band, Nostalgia
E - Ethnic (usually Foreign Lang.)	T - Talk
EZ - Easy Listening, Beautiful Music	U - Urban (majority of audience is non-white)
FS - Full Service	VA - Variety
G - Gospel	? - Others or Unknown

REVENUE LEVEL CODES

A - Less than \$500,000	E - \$3,000,000 to \$3,999,999	I - \$10,000,000 to \$14,999,999
B - \$500,000 to \$999,999	F - \$4,000,000 to \$4,999,999	J - \$15,000,000 to \$19,999,999
C - \$1,000,000 to \$1,999,999	G - \$5,000,000 to \$6,999,999	K - \$20,000,000 to \$29,999,999
D - \$2,000,000 to \$2,999,999	H - \$7,000,000 to \$9,999,999	L - \$30,000,000+

GREENVILLE-NEW BERN-JACKSONVILLE

Arbitron Rank 81 **Pop (12+)** 465,900
MSA Rank: 281 - Greenville; 243 - Jksnvl
MSA Pop: 423,000
DMA: 105
Average Persons Rating: 14.8
Market TSL in Hours 20.00

Stations 34 / 25
Diaries: 1,499 / 311:1 / 54.3%
Sample Target: 1,530
% Below Line: 9.6
% Not Listed: 16.7
Pop per Station: 18,636

Last Year's Revenue: \$20,500,000
Household Income: \$35,552
Total Retail Sales: \$5.1 Bil.
#1 Biller: WRNS-AF \$4,400,000
#1 Billing Portfolio
 Beasley \$8,625,000

12+ Metro	Format	Summer 99 1/4 Share	Spg 99	Win 99	Fall 98	Sum 98	4-Book Avg	12+ Metro Cume / Rtg.	Spg 99	Sum 98	12+ TSA AQH / Cume	Revenue Level
1	WRNS-F	99 / 14.4	13.4	17.1	16.3	12.1	15.3	1175 / 25.2	23.3	25.2		F WRNS-F
2	WIKS-F	94 / 13.6	10.8	12.0	13.5	12.1	12.5	954 / 20.5	21.2	21.4		D WIKS-F
3	WSFL-F	43 / 6.2	8.9	10.6	9.9	8.6	8.9	765 / 16.2	18.6	19.4		D WSFL-F
4	WRHT-FF	41 / 6.0	5.8	4.7	4.7	5.0	5.3	766 / 16.4	17.8	16.7		C WRHT-FF
5	WMGV-F	34 / 4.9	3.7	3.5	3.0	4.3	3.8	515 / 11.1	10.0	12.7		B WMGV-F
6	WXNR-F	32 / 4.6	6.8	5.4	5.3	4.0	5.5	587 / 12.6	15.7	14.5		A WXNR-F
7	WNCT-F	27 / 5.9	4.2	3.1	3.9	4.6	3.8	513 / 11.0	9.2	11.9		C WNCT-F
8	WELS-F	17 / 2.5	2.4	2.5	3.3	2.5	2.7	217 / 4.7	5.8	6.0		A WELS-F
9	WRDU-F	15 / 2.2	1.3	1.1	1.0	1.1	1.4	243 / 5.2	4.8	5.0		WRDU-F
9	WERO-F	15 / 2.2	2.1	2.3	1.7	3.2	2.1	479 / 10.3	8.4	11.3		B WERO-F
11	WXQR-F	14 / 2.0	1.7	0.8	0.9	1.4	1.4	241 / 5.2	4.2	4.7		WXQR-F
12	WRSV-F	13 / 1.9	1.6	2.4	2.0	2.2	2.0	216 / 4.6	4.5	5.4		A WRSV-F
13	WKOJ-F	11 / 1.6	2.3	2.0	2.4	2.8	2.1	233 / 5.0	5.9	9.1		B WKOO-F
13	WANG-F	11 / 1.6	1.7	2.5	1.4	1.4	1.4	196 / 4.2	4.4	2.6		WANG-FF
13	WQSL-F	11 / 1.6	2.1	1.4	1.9	2.5	1.7	286 / 6.1	7.0	7.8		WQSL-F
16	WFXX-F	10 / 1.5	1.6	1.3	0.9	1.0	1.3	160 / 3.4	3.6	3.5		WFXX-F
16	WMNX-F	10 / 1.5	1.3	1.8	1.6	1.4	1.5	212 / 4.5	4.2	4.4		WMNX-F

12+ FM Share (Metro): 96.69% (555 of 574) (Summer 98: 93.68%)

Teens	18-34	18-49	25-49	25-54	35+	12+ AMD	12+ Mid	12+ PMD	12+ Eve	12+ Wknd
1	WRHT-FF	1 WRNS-F <	1 WIKS-F <	1 WIKS-F	1 WIKS-F	1 WRNS-F	1 WRNS-F >	1 WRNS-F <	1 WIKS-F >	1 WIKS-F
2	WIKS-F	2 WIKS-F >	2 WRNS-F >	2 WRNS-F >	2 WRNS-F >	2 WIKS-F >	2 WIKS-F >	2 WIKS-F >	2 WRNS-F >	2 WRNS-F >>
3	WXNR-F >	3 WRHT-FF <	3 WSFL-F	3 WSFL-F	3 WSFL-F	3 WNCT-F <	3 WSFL-F >>	3 WRHT-FF <	3 WRHT-FF	3 WXNR-F <
4	WSFL-F	4 WRHT-FF <	4 WMGV-F >	4 WMGV-F >	4 WSFL-F <	4 WRHT-FF	4 WMGV-F	4 WSFL-F <	4 WRHT-FF <	4 WXNR-F
5	WXNR-F >	5 WMGV-F	5 WXNR-F	5 WNCT-F <	5 WMGV-F >	5 WMGV-F <	5 WSFL-F	5 WMGV-F <	5 WMGV-F >	5 WNCT-F
6	WMGV-F	6 WXNR-F >	6 WRHT-FF	6 WXNR-F	6 WELS-F	6 WXNR-F	6 WNCT-F	6 WNCT-F	6 WXNR-F	6 WRSV-F
7	WRDU-F	7 WRHT-FF <	6 WNCT-F <	7 WRHT-FF	7 WANG-FF	7 WXQR-F <	7 WXNR-F	7 WNCT-F >	7 WSFL-F	7 WMGV-F
8	WRDU-F	8 WELS-F	7 WELS-F	8 WKOO-F	8 WNCT-F	8 WRDU-F	8 WERO-F	8 WELS-F	8 WELS-F	8 WELS-F
9	WERO-F	9 WERO-F	9 WERO-F	9 WTKF-F	9 WELS-F	9 WTKF-F <	8 WRSV-F <	8 WMNX-F	9 WQSL-F	9 WQSL-F
9	WXQR-F	9 WXQR-F					10 WELS-F <			

Wom 18-24	Wom 18-34	Wom 25-34	Wom 18-49	Wom 25-54	Men 18-24	Men 18-34	Men 25-34	Men 18-49	Men 25-54	12+ Ovrnite
1	WIKS-F	1 WRNS-F <	1 WIKS-F	1 WIKS-F	1 WRHT-FF	1 WRNS-F <	1 WIKS-F	1 WIKS-F <	1 WIKS-F	1 WIKS-F >
1	WRNS-F	2 WIKS-F >	2 WRNS-F >	2 WRNS-F >	1 WRNS-F	2 WIKS-F	2 WRNS-F	2 WRNS-F	2 WRNS-F	2 WRNS-F >
3	WRHT-FF >	3 WMGV-F	3 WMGV-F	3 WMGV-F >	3 WSFL-F	3 WSFL-F	3 WSFL-F	3 WSFL-F >	3 WSFL-F >>	3 WXNR-F
4	WXNR-F	4 WMGV-F >	4 WRHT-FF >	4 WRHT-FF >	4 WIKS-F	4 WXNR-F	4 WXNR-F >>	4 WXNR-F	4 WXNR-F	4 WMGV-F
4	WMGV-F	5 WXNR-F	5 WERO-F >	5 WXNR-F	4 WNCT-F	4 WXNR-F	5 WRHT-FF	5 WXQR-F	5 WRHT-FF	4 WMGV-F
6	WRSV-F >	6 WSFL-F	5 WNCT-F	6 WELS-F	6 WRDU-F >>	6 WRDU-F >>	5 WRDU-F >	6 WRDU-F	6 WXQR-F	5 WTRG-F >
6	WRSV-F	6 WRSV-F	7 WERO-F	7 WERO-F	7 WCBZ-F >		7 WNCT-F	7 WMGV-F	7 WNCT-F	7 WMGV-F
6	WMNX-F	7 WELS-F	7 WELS-F	8 WSFL-F			7 WXQR-F >	7 WRDU-F	7 WRDU-F	7 WRDU-F
7		7 WSFL-F >	9 WXNR-F					9 WELS-F		9 WELS-F

Other Rated Stations				Metro Share	Cume Rating	TSA AQH Cume	Other Rated Stations--Outside Market				Metro Share	Cume Rating	TSA AQH Cume
WCZI-F	T	98.3	Washington	1.0	2.1	WGTM	B/G	590	Wilson	0.4	1.0		
WDLX	T	930	Washington	0.7	1.6	WKXB-F	B/O	99.9	Burgaw	0.9	1.2		
WELS	G	1010	Kinston	0.4	0.9	WRAL-F	AC/CHR	101.5	Raleigh	0.6	2.4		
WGPM-F	AC	94.3	Farmville	0.6	1.6	WTRG-F	O	100.7	Rocky Mount	1.0	3.4		
WJNC	T/SPRTS	1240	Jacksonville	0.4	1.2	WZFX-F	B	99.1	Whiteville	0.6	3.3		
WNBR-F	B/O	94.1	Oriental	0.9	1.7	WZXS-F	ST	103.9	Topsail Beach	0.9	2.0		
WOOW	G	1340	Greenville	0.7	1.5								
WTKF-F	T	107.3	Atlantic	1.3	2.9								
WZBR-F	B/O	97.7	Kinston	0.6	1.3								

GREENVILLE-NEW BERN-JACKSONVILLE

Consolidation Report	12+	25-54	Revenue
Beasley	33.2 %	39.5 %	42.1 %
WIKS-FM, WMGV-FM, WNCT-AM, WNCT-FM, WSFL-FM, WXNR-FM			
Cumulus	3.6 %	3.8 %	4.4 %
WQSL-FM, WXQR-FM			
Local - 1	7.4 %	4.9 %	9.7 %
WCBZ-FM, WNBR-FM, WRHT-FM, WZBR-FM			
Local - 2	1.6 %	1.9 %	%
WCZI-FM, WGPM-FM			
Pinnacle	20.7 %	19.9 %	29.3 %
WANG-FM, WANJ-FM, WDLX-AM, WERO-FM, WKOO-FM, WRNS-AM, WRNS-FM			
	66.5 %	70.0 %	85.5 %

FM Stations

Station	Freq	Power	Format	Company	City
WANG	105.1	18.5 kw @ 384	Standards	Westwd \$ NA Katz	Havelock
WANJ	101.1	31 kw @ 613	Simul. WANG-F		Belhaven
WCBZ	103.7	100 kw @ 981	Simul. WRHT-F		Williamston
WELS	102.9	3 kw @ 328	Black Gospel	ABC, AURN \$ NA ---	Kinston
WERO	93.3	100 kw @ 1780	Hot AC	Westwd \$36.00 Katz	Washington
WIKS	101.9	100 kw @ 983	Black	ABC, Westwd \$55.00 D&R	New Bern
WKOO	98.7	100 kw @ 978	Oldies	ABC \$25.00 Allied	Jacksonville
WMGV	103.3	100 kw @ 593	AC/CHR	Westwd \$<20.00 D&R	Newport
WNCT	107.9	100 kw @ 1700	Oldies	ABC \$30.00 D&R	Greenville
WQSL	92.3	23 kw @ 725	CHR	\$19.00 Banner	Jacksonville
WRHT	96.3	100 kw @ 492	CHR	\$35.00 ---	Morehead City
WRNS	95.1	100 kw @ 1500	Country	ABC \$74.00 Mc-Guild	Kinston
WRSV	92.1	1.7 kw @ 380	Black	AURN \$ NA ---	Rocky Mount
WSFL	106.5	100 kw @ 915	AOR	Westwd \$47.00 D&R	New Bern
WXNR	99.5	16.5 kw @ 843	AOR-New Rock	Westwd \$17.00 D&R	Grifton
WXQR	105.5	19 kw @ 794	AOR/Classic AOR	\$<20.00 Banner	Jacksonville

Notes: Other ranked stations -- See Raleigh-Durham or, in the Spring 1999 American Radio, Wilmington, NC . . . 9/99 WSTK (910; Jacksonville) sold to Conner (price NA) . . . 11/99 WSMO (1580; Camp LeJeune) returned to the air programming Classic Country

GREENVILLE-SPARTANBURG

Arbitron Rank 58	Pop (12+) 744,900	Stations 30 / 22	Last Year's Revenue: \$32,800,000
MSA Rank: 63		Diaries: 1,933 / 385:1 / 50.6%	Household Income: \$38,885
MSA Pop: 935,000		Sample Target: 1,910	Total Retail Sales: \$9.3 Bil.
DMA: 35 (w/Asheville)		% Below Line: 5.2	#1 Biller: WSSL-F \$5,300,000
Average Persons Rating: 15.0		% Not Listed: 14.3	#1 Billing Portfolio
Market TSL in Hours 20.00		Pop per Station: 33,859	AMFM \$14,300,000

12+ Metro	Format	Summer 99 1/4 Share	Spg 99	Win 99	Fall 98	Sum 98	4-Book Avg	12+ Metro Cume / Rtg.	Spg 99	Sum 98	12+ TSA AQH / Cume	Revenue Level
1	WJMZ-F	B	128 / 11.5	10.7	9.5	9.3	10.8	10.3	1205 / 16.2	15.8	16.0	F WJMZ-F
2	WSSL-F	C	115 / 10.3	10.8	9.9	8.8	8.1	9.9	1573 / 21.1	21.5	20.8	G WSSL-F
3	WFBC-F	CHR	101 / 9.0	9.8	8.8	7.7	8.2	8.8	1625 / 21.8	24.3	21.0	D WFBC-F
4	WROQ-F	AOR	85 / 7.6	7.6	6.8	7.8	8.6	7.5	1339 / 18.0	16.8	16.1	G WROQ-F
5	WESC-F	C	82 / 7.3	8.4	6.6	7.8	7.8	7.5	1178 / 15.8	19.6	16.8	E WESC-F
6	WSPA-F	SAC	67 / 6.0	6.3	6.8	7.5	5.8	6.6	1065 / 14.3	13.9	14.7	E WSPA-F
7	WMYI-F	AC	63 / 5.6	6.2	6.8	5.6	7.1	6.1	1242 / 16.7	17.1	17.2	E WMYI-F
8	WTPT-F	AOR	53 / 4.7	5.9	6.0	5.5	6.1	5.5	1014 / 13.6	13.3	12.1	C WTPT-F
9	WOLI-F	O	41 / 3.7	3.3	2.7	3.0	3.9	3.2	649 / 8.7	8.7	9.3	WOLI-F
10	WORD-AA	N/T	39 / 3.5	2.9	3.8	4.0	3.9	3.5	517 / 6.9	6.5	9.1	B WORD-AA
11	WMUU-F	EZ	30 / 2.7	2.4	3.4	2.1	2.2	2.6	444 / 6.0	5.7	6.3	B WMUU-F
12	WPEK-F	T	28 / 2.5	1.8	2.0	2.7	1.8	2.3	551 / 7.4	5.2	6.6	B WPEK-F
13	WPJM	B/G	17 / 1.5	1.5	1.2	1.7	0.8	1.5	166 / 2.2	2.2	2.4	WPJM
14	WSPA	T	15 / 1.3	0.8	1.5	1.1	1.7	1.2	215 / 2.9	2.1	3.8	B WSPA

12+ FM Share (Metro): 90.61% (868 of 958) (Summer 98: 90.93%)

Teens	18-34	18-49	25-49	25-54	35+	12+ AMD	12+ Mid	12+ PMD	12+ Eve	12+ Wknd
1 WFBC-F	1 WJMZ-F <	1 WJMZ-F	1 WJMZ-F	1 WJMZ-F <	1 WSSL-F <	1 WSSL-F	1 WSSL-F	1 WJMZ-F	1 WJMZ-F >	1 WJMZ-F
2 WJMZ-F >>	2 WFBC-F	2 WFBC-F	2 WROQ-F <	2 WSSL-F <	2 WESC-F <	1 WJMZ-F <	2 WSSL-F <	2 WSSL-F <	2 WSSL-F <	2 WSSL-F <
3 WSSL-F	3 WTPT-F	2 WROQ-F <	3 WSSL-F <	3 WROQ-F	3 WJMZ-F	3 WROQ-F	3 WFBC-F <	3 WFBC-F	3 WFBC-F >	3 WFBC-F
	3 WSSL-F <	4 WSSL-F >	4 WFBC-F >	4 WFBC-F	4 WSPA-F <	4 WESC-F <	4 WSPA-F	4 WROQ-F	4 WMYI-F <	4 WESC-F
	5 WROQ-F >	5 WTPT-F <	5 WESC-F	5 WESC-F <	5 WROQ-F	5 WFBC-F	4 WROQ-F	5 WESC-F <	5 WROQ-F <	5 WROQ-F
	6 WSPA-F <	6 WESC-F <	6 WMYI-F <	6 WMYI-F <	6 WMYI-F <	6 WMYI-F	6 WSPA-F	6 WSPA-F	6 WESC-F	6 WMYI-F <
		7 WMYI-F	7 WSPA-F	7 WSPA-F >	7 WORD-AA <	7 WSPA-F	7 WTPT-F	7 WTPT-F <	7 WTPT-F >	7 WSPA-F
		7 WSPA-F >			7 WOLI-F	8 WORD-AA	7 WMYI-F <	8 WMYI-F <	8 WSPA-F	8 WTPT-F
					9 WFBC-F <	9 WTPT-F <	9 WORD-AA	9 WPEK-F		
					10 WMUU-F	10 WOLI-F				

Wom 18-24	Wom 18-34	Wom 25-34	Wom 18-49	Wom 25-54	Men 18-24	Men 18-34	Men 25-34	Men 18-49	Men 25-54	12+ Ovrnite
1 WFBC-F <	1 WFBC-F	1 WSSL-F	1 WJMZ-F <	1 WSSL-F	1 WJMZ-F	1 WJMZ-F	1 WROQ-F	1 WROQ-F	1 WROQ-F	1 WJMZ-F >
2 WJMZ-F >	2 WJMZ-F	2 WFBC-F	2 WFBC-F	2 WJMZ-F <	2 WROQ-F	1 WROQ-F	1 WTPT-F	2 WJMZ-F >	2 WJMZ-F	2 WESC-F
3 WSSL-F	2 WSSL-F >	3 WJMZ-F <	3 WSSL-F >	3 WFBC-F	3 WFBC-F	3 WTPT-F	3 WJMZ-F	3 WSSL-F <	3 WSSL-F	3 WFBC-F
4 WTPT-F	4 WTPT-F <	4 WMYI-F >	4 WMYI-F <	4 WMYI-F	4 WTPT-F >	4 WFBC-F >	4 WFBC-F >	4 WFBC-F	4 WESC-F	4 WSSL-F
5 WESC-F	5 WMYI-F	5 WTPT-F	5 WROQ-F <	5 WSPA-F	5 WSSL-F >	5 WSSL-F	5 WSSL-F	4 WTPT-F	5 WTPT-F <	5 WROQ-F <
5 WROQ-F >	6 WESC-F	6 WSPA-F	6 WESC-F	6 WESC-F <			6 WSPA-F	6 WESC-F	6 WFBC-F <	6 WTPT-F
		6 WROQ-F	6 WSPA-F	7 WROQ-F >				7 WSPA-F	7 WSPA-F	7 WSPA-F
									8 WMYI-F <	

Other Rated Stations				Metro Share	Cume Rating	TSA AQH Cume	Other Rated Stations--Outside Market				Metro Share	Cume Rating	TSA AQH Cume
WAGI-F	C	105.3	Gaffney	0.4	1.5	WBAV-F	B/A/C	101.9	Charlotte	0.4	1.4		
WASC	B/O	1530	Spartanburg	0.4	0.9	WFOX-F	O	97.1	Gainesville, GA	0.4	1.5		
WCCP-F	SPRTS	92.7	Clemson	0.4	1.3	WKSF-F	C	99.9	Asheville	0.5	2.5		
WESC	C	660	Greenville	0.4	1.1	WLNK-F	AC-NR	107.9	Charlotte	0.4	2.6		
WRIX	G	1020	Homeland Park	0.9	1.2	WMIT-F	REL	106.9	Black Mountain, NC	1.1	4.0		
WRIX-F	C	103.1	Honea Path	0.7	2.1	WNKS-F	CHR	95.1	Charlotte	0.4	3.0		
						WPEG-F	B	97.9	Concord, NC	1.2	3.5		
						WWMG-F	O	96.1	Shelby, NC	0.8	2.2		

GREENVILLE-SPARTANBURG

Consolidation Report	12+	25-54	Revenue
AMFM (See Notes) WGVL-AM, WMYI-FM, WROQ-FM, WSSL-FM	23.5 %	28.3 %	43.6 %
Clear Channel (See Notes) WESC-AM, WESC-FM, WJMZ-FM, WTPT-FM	23.9 %	23.8 %	26.7 %
Entercom, pend. WFBC-FM, WORD-AM, WSPA-AM, WSPA-FM, WYRD-AM	19.8 %	18.1 %	23.7 %
Local (LMA to WFBC-F) WOLI-FM, WOLT-FM	3.7 %	4.2 %	%
	70.8 %	74.4 %	94.0 %

AM Stations

Station	Freq	Power	Format	Network	Contract	Company	Notes
WORD	910	3.6 kw/0.89 kw (DA-2)	News/Talk	CBS, ESPN	\$19.00	Allied	Entercom, pend.
WPJM	800	1 kw/0.44 kw	Black Gospel	AURN	\$ NA	---	Greer
WSPA	950	5 kw (DA-N)	Talk	CBS, Westwd	\$17.00	Allied	Entercom, pend.
WYRD	1330	5 kw (DA-N)	Simul. WORD				

FM Stations

Station	Freq	Power	Format	Network	Contract	Company	Notes
WESC	92.5	100 kw @ 2000	Country	ABC	\$77.00	Clr Chnl	Clear Channel
WFBC	93.7	100 kw @ 1850	CHR	CBS	\$40.00	Katz	Entercom, pend.
WJMZ	107.3	100 kw @ 1010	Black	ABC	\$59.00	Clr Chnl	Clear Channel Anderson
WMUU	94.5	100 kw @ 1200	EZ/Standards		\$24.00	---	
WMYI	102.5	20 kw @ 1782	AC	AMFM	\$97.00	Christal	AMFM Hendersonville, NC
WOLI	103.9	6 kw @ 328	Oldies	ABC	\$21.00	Allied	WOLT-F Easley
WOLT	103.3	2.7 kw @ 495	Simul. WOLI-F				Greer
WPEK	98.1	100 kw @ 997	Talk	CNN, WW1, CBS	\$ NA	---	Seneca, SC
WROQ	101.1	100 kw @ 986	AOR/Classic AOR	ABC	\$100.00	Banner	AMFM Anderson
WSPA	98.9	100 kw @ 1910	Soft AC		\$44.00	Allied	Entercom, pend.
WSSL	100.5	100 kw @ 1240	Country	AMFM	\$109.00	Katz	AMFM Gray Court
WTPT	93.3	93 kw @ 2030	AOR	ABC	\$22.00	Banner	Clear Channel Forest City, NC

Notes: Revenue data for WOLI-FM not available . . . 10/99 AMFM and Clear Channel announced plans to merge. Divestitures in the market will be necessary

HARRISBURG

Arbitron Rank 76 Pop (12+) 522,200	Stations 28 / 18	Last Year's Revenue: \$25,500,000
MSA Rank: 85	Diaries: 1,671 / 313:1 / 56.8%	Household Income: \$48,284
MSA Pop: 619,000	Sample Target: 1,650	Total Retail Sales: \$6.8 Bil.
DMA: 46 (w/Lanc., York)	% Below Line: 15.4	#1 Biller: WNNK-F \$7,600,000
Average Persons Rating: 15.5	% Not Listed: 14.3	#1 Billing Portfolio
Market TSL in Hours 20.50	Pop per Station: 29,011	AMFM \$11,400,000

12+ Metro	Format	Summer 99 1/4 Share	Spg 99	Win 99	Fall 98	Sum 98	4-Book Avg	12+ Metro Cume / Rtg.	Spg 99	Sum 98	12+ TSA AQH / Cume	Revenue Level
1	WNNK-F	CHR 89 / 11.0	10.0	11.9	11.5	12.0	11.1	1379 / 26.4	25.1	28.0	H	WNNK-F
2	WHP	FS 67 / 8.3	9.0	8.8	9.1	8.3	8.8	908 / 17.4	16.2	16.5	D	WHP
3	WRVV-F	AC-NR 66 / 8.2	10.2	7.6	6.1	6.9	8.0	905 / 17.3	18.1	15.7	F	WRVV-F
4	WRBT-F	C 54 / 6.7	6.1	6.0	6.6	8.1	6.3	596 / 11.4	13.6	13.3	C	WRBT-F
5	WQXA-F	AOR 52 / 6.4	6.1	4.9	5.2	6.0	5.7	764 / 14.6	14.2	15.1	*	WQXA-F
6	WRKZ-F	C 47 / 5.8	5.9	4.5	4.4	5.0	5.2	606 / 11.6	10.9	10.6	E	WRKZ-F
7	WWKL-F	O 44 / 5.4	5.3	6.6	5.2	5.4	5.6	669 / 12.8	13.3	13.9	D	WWKL-F
8	WTPA-F	AOR 40 / 4.9	3.6	4.5	5.0	4.9	4.5	615 / 11.8	11.3	13.4	E	WTPA-F
9	WLAN-F	CHR 24 / 3.0	2.7	2.4	3.2	3.1	2.8	566 / 10.8	11.9	12.0		WLAN-F
10	WLBR	FS 20 / 2.5	1.4	3.1	2.1	2.1	2.3	254 / 4.9	3.7	4.7	A	WLBR
11	WROZ-F	SAC 19 / 2.3	3.7	2.7	3.1	3.2	3.0	504 / 9.6	11.0	10.1		WROZ-F
11	WHYL	ST 19 / 2.3	1.6	1.6	1.9	2.9	1.9	273 / 5.2	4.3	6.7	A	WHYL
11	WTCY	B/AC 19 / 2.3	2.5	2.6	3.7	2.6	2.8	176 / 3.4	4.1	3.5	A	WTCY
14	WYCR-F	CHR 16 / 2.0	1.7	1.2	2.0	1.2	1.7	482 / 9.2	8.9	5.9		WYCR-F
15	WEGK-F	CL AOR 15 / 1.9	1.4	1.9	2.4	1.6	1.9	359 / 6.9	6.3	6.6		WEGK-F
15	WDAC-F	REL 15 / 1.9	1.1	3.1	1.7	1.5	1.9	256 / 4.9	4.2	5.1		WDAC-F
15	WNCE-F	EZ/ST 15 / 1.9	1.9	2.4	1.7	2.1	2.0	277 / 5.3	5.3	4.9		WNCE-F
18	WARM-F	SAC 13 / 1.6	1.9	1.3	1.5	1.6	1.6	307 / 5.9	5.5	5.6		WARM-F
19	WKBO	ST 11 / 1.4	1.5	1.6	1.5	1.3	1.5	183 / 3.5	3.2	3.3	A	WKBO
19	WHYL-F	C 11 / 1.4	1.4	1.1	2.0	1.8	1.5	158 / 3.0	3.9	4.4	B	WHYL-F

12+ FM Share (Metro): 79.37% (550 of 693) (Summer 98: 78.71%)

Teens	18-34	18-49	25-49	25-54	35+	12+ AMD	12+ Mid	12+ PMD	12+ Eve	12+ Wknd
1 WNNK-F >	1 WNNK-F <	1 WNNK-F	1 WNNK-F	1 WNNK-F	1 WHP	1 WNNK-F	1 WNNK-F	1 WNNK-F >	1 WRVV-F	1 WNNK-F
2 WYCR-F	2 WQXA-F >	2 WRVV-F	2 WRVV-F >	2 WRVV-F >	2 WNNK-F <	2 WQXA-F	2 WRVV-F	2 WRVV-F	1 WQXA-F	2 WRVV-F
3 WLAN-F	3 WRVV-F	3 WQXA-F	3 WQXA-F	3 WRBT-F	3 WRVV-F	3 WHP	2 WHP	3 WHP	1 WHP	2 WHP <
4 WQXA-F	3 WTPA-F	4 WRBT-F <	3 WRBT-F	4 WQXA-F	4 WWKL-F <	4 WRBT-F <	4 WRBT-F	4 WRBT-F	4 WNNK-F	4 WRBT-F
5 WTCY >	5 WRBT-F >	5 WTPA-F	3 WTPA-F	4 WTPA-F	5 WRKZ-F <	5 WRVV-F	5 WRKZ-F <	5 WWKL-F <	5 WRBT-F	4 WRKZ-F
6 WLAN-F	6 WRKZ-F	6 WRKZ-F <	6 WRKZ-F <	6 WRBT-F >	6 WRKZ-F	6 WWKL-F	6 WRKZ-F	6 WRKZ-F	5 WRKZ-F	6 WWKL-F
7 WRKZ-F	7 WHP	7 WHP	7 WHP <	7 WHYL <	7 WHYL <	6 WTPA-F	7 WQXA-F	7 WQXA-F	5 WTPA-F <	7 WQXA-F <
	8 WWKL-F	8 WWKL-F	8 WWKL-F	8 WWKL-F >	8 WLBR	6 WWKL-F	7 WTPA-F >	7 WTPA-F	8 WROZ-F <	8 WTPA-F >
					9 WTPA-F <	9 WLBR >		9 WLAN-F	9 WLAN-F	9 WHYL
								10 WHYL <	10 WYCR-F <	

Wom 18-24	Wom 18-34	Wom 25-34	Wom 18-49	Wom 25-54	Men 18-24	Men 18-34	Men 25-34	Men 18-49	Men 25-54	12+ Ovrnite
1 WNNK-F >	1 WNNK-F >	1 WNNK-F >	1 WNNK-F >	1 WNNK-F >	1 WQXA-F >>>	1 WQXA-F >	1 WQXA-F	1 WQXA-F <	1 WRVV-F >	1 WNNK-F
2 WRVV-F	2 WRBT-F <	2 WTPA-F	2 WRBT-F <	2 WRBT-F	2 WNNK-F >>	2 WNNK-F	2 WRVV-F	2 WRVV-F	2 WNNK-F <	2 WRBT-F <
3 WRBT-F	3 WRVV-F	3 WQXA-F	3 WRVV-F >	3 WRVV-F	3 WRBT-F	2 WTPA-F <	3 WTPA-F	3 WNNK-F	3 WQXA-F <	3 WRKZ-F
4 WQXA-F	3 WQXA-F	3 WRBT-F	4 WRKZ-F	4 WRKZ-F	3 WYCR-F	4 WRVV-F >	4 WNNK-F >	4 WTPA-F >	4 WTPA-F	3 WHP <
5 WLAN-F	5 WTPA-F >	5 WRVV-F	5 WQXA-F	5 WWKL-F	3 WTPA-F	5 WRBT-F	5 WRBT-F	5 WHP <	5 WHP	5 WRVV-F
5 WTPA-F >>>	6 WRKZ-F	5 WRKZ-F >>	5 WTPA-F	6 WHP	3 WWKL-F >>	6 WLAN-F	5 WHP	6 WRBT-F	6 WRKZ-F <	5 WTPA-F >
	7 WLAN-F >		7 WWKL-F <	7 WTPA-F <		6 WHP >		6 WRKZ-F	7 WRBT-F <	
			8 WHP	8 WQXA-F				8 WWKL-F	8 WWKL-F	
				9 WROZ-F					9 WEGK-F	

Other Rated Stations				Metro Cume	TSA	Other Rated Stations--Outside Market				Metro Cume	TSA	
Station	Format	Pop	City	Share	Rating	Station	Format	Pop	City	Share	Rating	AQH Cume
WIOO	AC	1000	Carlisle	0.7	1.6	WGTY-F	C	107.7	Gettysburg	0.6	1.8	
WQIC-F	AC	100.1	Lebanon	0.6	1.7	WIOV-F	C	105.1	Ephrata	0.6	2.7	
WQLV-F	SAC	98.9	Millersburg	0.4	1.8	WQKX-F	CHR	94.1	Sunbury	0.4	1.2	
WWKL	O	1460	Harrisburg	0.1	0.6	WSOX-F	O	96.1	Red Lion	1.1	3.9	

HARRISBURG

Consolidation Report	12+	25-54	Revenue
AMFM (See Notes) WNCE-FM, WNNK-FM, WTCY-AM, WTPA-FM	20.1 %	23.2 %	45.1 %
Citadel WHYL-AM, WHYL-FM, WQXA-FM, WRKZ-FM	15.9 %	14.7 %	14.9 %
Clear Channel (See Notes) WHP-AM, WKBO-AM, WRBT-FM, WRVV-FM, WWKL-AM, WWKL-FM	30.1 %	31.1 %	39.8 %
	66.1 %	69.0 %	99.8 %

AM Stations

Call	Freq	Power	Service	Company	Revenue	Format	Market	Notes
WHP	580	5 kw (DA-N)	Full Service	ABC	\$44.00	Clr Chnl	Clear Channel	
WHYL	960	5 kw/0.22 kw (DA-1)	Standards	Westwd	\$<20.00	Unirep	Citadel	Carlisle
WKBO	1230	1 kw	Standards	Westwd	\$ NA	Clr Chnl	Clear Channel	
WLBR	1270	5 kw/1 kw (DA-2)	Full Service	ABC	\$<20.00	Dome	WQIC-F	Lebanon
WTCY	1400	1 kw	Black AC	AMFM, ABC	\$<20.00	Eastman	AMFM	

FM Stations

Call	Freq	Power	Service	Company	Revenue	Format	Market	Notes
WHYL	102.3	3 kw @ 328	Country	CNN	\$<20.00	---	Citadel	Carlisle
WNCE	92.1	3.3 kw @ 300	EZ List./Standards	ABC	\$15.00	Sentry	AMFM	Palmyra
WNNK	104.1	22.5 kw @ 725	CHR	Westwd, AMFM	\$129.00	Eastman	AMFM	
WQXA	105.7	25.1 kw @ 705	AOR		\$ NA	Mc-Guid	Citadel	York
WRBT	94.9	25 kw @ 700	Country		\$22.00	Clr Chnl	Clear Channel	
WRKZ	106.7	14 kw @ 928	Country	ABC	\$75.00	Allied	Citadel	Hershey
WRVV	97.3	17 kw @ 840	Modern AC	ABC	\$65.00	Clr Chnl	Clear Channel	
WTPA	93.5	1.25 kw @ 719	AOR	ABC	\$64.00	Sentry	AMFM	Mechanicsburg
WWKL	99.3	6 kw @ 328	Oldies	ABC	\$43.00	Christal	Clear Channel	

Notes: Other ranked stations -- See York, or in the Spring 1999 American Radio, Lancaster . . . * WQXA-F claims Harrisburg as its home market, but we estimate that York was the source of most of its 1998 revenue -- thus, we leave it home to York . . . 10/99 WTPA-F changed from AOR to Classic AOR; at the same time, WNCE-F changed from Easy Listening/Standards to simulcasting Classic AOR WTPA-F . . . 10/99 AMFM and Clear Channel announced plans to merge. Divestitures in the market will be necessary

HARTFORD

Arbitron Rank 45 Pop (12+) 955,200
MSA Rank: 50
MSA Pop: 1,110,000
DMA: 26 (w/New Haven)
Average Persons Rating: 15.9
Market TSL in Hours 21.25

Stations 24 / 16
Diaries: 2,419 / 395:1 / 49.5%
Sample Target: 2,320
% Below Line: 6.7
% Not Listed: 18.0
Pop per Station: 59,700

Last Year's Revenue: \$65,900,000
Household Income: \$56,720
Total Retail Sales: \$11.6 Bil.
#1 Biller: WRCH-F \$11,400,000
#1 Billing Portfolio
 CBS/Infinity \$32,400,000

12+ Metro	Format	Summer 99 1/4 Share	Spg 99	Win 99	Fall 98	Sum 98	4-Book Avg	12+ Metro Cume / Rtg.	Spg 99	Sum 98	12+ TSA AQH / Cume	Revenue Level	
1	WTIC	FS	182 / 11.9	10.7	11.8	10.9	10.7	11.3	23.1	23.2	2313 / 24.2	I	WTIC
2	WRCH-F	SAC	157 / 10.3	11.3	12.5	11.4	11.5	11.4	22.1	22.3	1982 / 20.8	I	WRCH-F
3	WKSS-F	CHR	141 / 9.3	8.9	8.2	7.6	6.8	8.5	23.7	23.4	2444 / 25.6	G	WKSS-F
4	WWYZ-F	C	128 / 8.4	7.9	7.4	6.9	6.6	7.6	15.4	12.7	1430 / 15.0	H	WWYZ-F
5	WTIC-F	AC/CHR	95 / 6.2	6.9	7.5	7.1	6.5	6.9	23.4	22.1	2110 / 22.1	H	WTIC-F
6	WDRC-F	O	84 / 5.5	4.7	5.4	4.5	6.2	5.0	15.0	17.0	1470 / 15.4	G	WDRC-F
7	WCCC-F	AOR	69 / 4.5	4.7	4.2	4.7	4.3	4.5	13.1	11.9	1175 / 12.3	E	WCCC-F
8	WZMX-F	B/O	61 / 4.0	4.2	2.5	3.3	3.0	3.5	14.6	11.5	1115 / 11.7	E	WZMX-F
9	WDRC-AA	ST	59 / 3.9	5.2	3.8	6.0	4.7	4.7	8.3	8.5	724 / 7.6	C	WDRC-AA
10	WMRQ-F	AOR-NR	58 / 3.8	3.8	4.0	4.0	4.7	3.9	14.6	14.9	1309 / 13.7	G	WMRQ-F
11	WHCN-F	CL AOR	56 / 3.7	4.3	3.7	3.1	3.0	3.7	12.4	11.7	1094 / 11.5	D	WHCN-F
12	WAQY-F	CL AOR	31 / 2.0	1.5	1.5	1.5	1.7	1.6	6.1	6.9	608 / 6.4		WAQY-F
13	WNEZ	B/CHR	29 / 1.9	1.7	1.7	2.1	2.6	1.9	5.0	5.9	512 / 5.4	A	WNEZ
14	WKCI-F	CHR	17 / 1.1	1.3	1.1	1.0	0.9	1.1	6.1	5.6	581 / 6.1		WKCI-F

12+ FM Share (Metro): 74.70% (933 of 1249) (Summer 98: 73.13%)

Teens	18-34	18-49	25-49	25-54	35+	12+ AMD	12+ Mid	12+ PMD	12+ Eve	12+ Wknd
1 WKSS-F >>>	1 WKSS-F >	1 WKSS-F <	1 WRCH-F <	1 WRCH-F	1 WTIC >	1 WTIC >	1 WRCH-F	1 WKSS-F <	1 WTIC	1 WTIC
2 WMRQ-F	2 WCCC-F	2 WRCH-F	2 WKSS-F	2 WKSS-F <	2 WRCH-F	2 WRCH-F	2 WTIC	2 WRCH-F <	1 WKSS-F	2 WKSS-F <
3 WNEZ >	2 WTIC-F	3 WTIC-F	3 WTIC-F <	3 WWYZ-F <	3 WWYZ-F >	3 WCCC-F	3 WKSS-F <	3 WWYZ-F <	3 WRCH-F <	3 WRCH-F <
4 WRCH-F	4 WWYZ-F <	4 WWYZ-F	4 WTIC-F	4 WTIC-F	4 WDRC-F	3 WKSS-F <	4 WWYZ-F >	4 WTIC >	4 WWYZ-F >	4 WWYZ-F
5 WMRQ-F <	5 WCCC-F	5 WHCN-F	5 WDRC-F	5 WDRC-F <	5 WDRC-AA	5 WWYZ-F	5 WTIC-F	5 WDRC-F <	5 WMRQ-F	5 WDRC-F
6 WWYZ-F >	6 WHCN-F <	5 WCCC-F <	6 WTIC <	6 WTIC <	6 WTIC-F <	5 WTIC-F <	6 WDRC-F	6 WTIC-F	6 WDRC-F	5 WTIC-F >
7 WHCN-F <	7 WDRC-F	7 WZMX-F <	7 WZMX-F <	7 WZMX-F <	7 WZMX-F	7 WDRC-AA	7 WZMX-F <	7 WMRQ-F <	6 WTIC-F <	7 WDRC-AA <
8 WZMX-F	7 WZMX-F <	8 WDRC-F	8 WHCN-F	8 WHCN-F <	8 WHCN-F <	8 WDRC-F >	8 WHCN-F	8 WZMX-F <	8 WZMX-F	8 WMRQ-F <
	9 WMRQ-F	9 WTIC	8 WCCC-F	9 WKSS-F >	9 WKSS-F >	9 WCCC-F <	9 WHCN-F <	9 WCCC-F <	9 WNEZ <	9 WZMX-F
				10 WMRQ-F >				10 WCCC-F >	10 WHCN-F <	10 WHCN-F <

Wom 18-24	Wom 18-34	Wom 25-34	Wom 18-49	Wom 25-54	Men 18-24	Men 18-34	Men 25-34	Men 18-49	Men 25-54	12+ Ovrnite
1 WKSS-F >	1 WKSS-F >	1 WKSS-F >	1 WRCH-F	1 WRCH-F >	1 WCCC-F >	1 WCCC-F >	1 WCCC-F	1 WCCC-F	1 WCCC-F <	1 WTIC >>
2 WRCH-F	2 WRCH-F <	2 WTIC-F <	2 WKSS-F	2 WKSS-F	2 WKSS-F	2 WKSS-F >	2 WKSS-F >	2 WHCN-F	2 WHCN-F <	2 WKSS-F <
3 WTIC-F >	3 WTIC-F >	3 WRCH-F >	3 WTIC-F >	3 WTIC-F <	3 WMRQ-F	3 WMRQ-F	3 WHCN-F	2 WKSS-F	3 WWYZ-F	3 WWYZ-F
4 WMRQ-F >	4 WWYZ-F	4 WWYZ-F >	4 WWYZ-F >	4 WWYZ-F >	4 WTIC-F	4 WHCN-F	3 WWYZ-F <	4 WTIC-F	4 WTIC <	4 WRCH-F <
5 WWYZ-F	5 WMRQ-F	5 WDRC-F >	5 WDRC-F	5 WDRC-F <	5 WRCH-F	4 WTIC-F	5 WMRQ-F	4 WWYZ-F	5 WDRC-F	5 WDRC-F
5 WNEZ	6 WZMX-F	5 WZMX-F	6 WZMX-F	6 WZMX-F <	5 WHCN-F	6 WWYZ-F	6 WTIC-F	6 WMRQ-F <	5 WKSS-F <	6 WDRC-AA
		7 WMRQ-F	7 WTIC >	7 WTIC >	7 WAQY-F	7 WZMX-F	7 WDRC-F	7 WZMX-F <	7 WTIC-F <	6 WTIC-F >
					7 WZMX-F	8 WAQY-F	7 WZMX-F <	8 WRCH-F <	9 WZMX-F	
							9 WTIC	9 WZMX-F	10 WMRQ-F	
							9 WRCH-F			

Other Rated Stations				Metro Share	Cume Rating	TSA AQH Cume	Other Rated Stations--Outside Market				Metro Share	Cume Rating	TSA AQH Cume
WLAT	SP-TP	1230	Manchester	0.8	2.0	WCBS	N	880	New York	0.3	2.0		
WPOP	SPRTS	1410	Hartford	0.6	2.6	WFAN	SPRTS	660	New York	0.9	4.1		
WRYM	SP-TP	840	New Britain	0.5	1.3	WILLI-F	CHR	98.3	Willimantic, CT	0.3	1.4		
						WMAS-F	AC	94.7	Springfield, MA	0.5	2.2		
						WPKX-F	C	97.9	Enfield, CT	0.6	2.3		
						WPLR-F	AOR	99.1	New Haven	0.9	3.7		

HARTFORD

Consolidation Report	12+	25-54	Revenue
AMFM (See Notes) WHCN-FM, WKSS-FM, WMRQ-FM, WPOP-AM, WWYZ-FM	25.8 %	27.4 %	33.8 %
Buckley WDRG-AM, WDRG-FM, WMMW-AM, WSNG-AM	9.3 %	7.3 %	10.6 %
CBS/Infinity WRCH-FM, WTIC-AM, WTIC-FM, WZMX-FM	32.4 %	30.6 %	49.2 %
Mega WLAT-AM, WNEZ-AM	0.8 %	1.2 %	1.0 %
	68.3 %	66.5 %	94.6 %

AM Stations

WDRG	1360	5 kw (DA-N)	Standards	Westwd, CNN	\$30.00	Mc-Guild	Buckley	
WMMW	1470	2.5 kw (DA-2)	Simul. WDRG					Meriden
WNEZ	910	5 kw (DA-2)	Black	Westwd	\$ NA	Allied	Mega	New Britain
WTIC	1080	50 kw (DA-N)	Full Service	CBS	\$135.00	Group W	CBS/Infinity	

FM Stations

WCCC	106.9	23.2 kw @ 725	AOR	ABC	\$44.00	D&R	Marin	
WDRG	102.9	19.5 kw @ 810	Oldies	Westwd	\$94.00	Mc-Guild	Buckley	
WHCN	105.9	16 kw @ 867	Classic AOR	ABC	\$80.00	Christal	AMFM	
WKSS	95.7	16.5 kw @ 879	CHR		\$92.00	Christal	AMFM	
WMRQ	104.1	18 kw @ 866	AOR-New Rock		\$66.00	Christal	AMFM	
WRCH	100.5	7.5 kw @ 1250	Soft AC		\$172.00	Katz	CBS/Infinity	New Britain
WTIC	96.5	20 kw @ 810	AC/CHR		\$84.00	Eastman	CBS/Infinity	
WWYZ	92.5	17 kw @ 879	Country	Westwd, AMFM	\$102.00	Sentry	AMFM	Waterbury
WZMX	93.7	17 kw @ 850	Black Oldies		\$97.00	Katz	CBS/Infinity	

Notes: WAQY-F -- See Springfield, MA; WKCI-F -- See New Haven in the Spring 1999 American Radio . . . 10/99 AMFM and Clear Channel announced plans to merge. Due to possible overlap among the firms' New Haven, Hartford and Springfield, MA stations, some divestitures may be necessary

HONOLULU

Arbitron Rank 60 Pop (12+) 723,500	Stations 25 / 25	Last Year's Revenue: \$22,400,000
MSA Rank: 68	Diaries: 1,943 / 372:1 / 56.3%	Household Income: \$59,516
MSA Pop: 872,000	Sample Target: 1,960	Total Retail Sales: \$9.6 Bil.
DMA: 71	% Below Line: 0.0	#1 Biller: KSSK-F \$4,000,000
Average Persons Rating: 15.5	% Not Listed: 8.1	#1 Billing Portfolio
Market TSL in Hours 21.00	Pop per Station: 28,940	AMFM \$11,040,000

12+ Metro	Format	Summer 99 1/4 Share	Spg 99	Win 99	Fall 98	Sum 98	4-Book Avg	12+ Metro Cume / Rtg.	Spg 99	Sum 98	12+ TSA AQH / Cume	Revenue Level
1	KCCN-F	111 / 9.9	11.7	10.8	7.6	8.9	10.0	1657 / 22.9	21.8	19.6		D*
2	KSSK-F	105 / 9.3	7.9	11.3	9.9	9.8	9.6	1509 / 20.9	20.2	23.8		F
3	KXME-F	84 / 7.5	6.7	6.4	5.5	5.5	6.5	1486 / 20.5	20.3	16.9		B
4	KINE-F	81 / 7.2	6.8	7.2	6.2	7.3	6.9	1097 / 15.2	13.0	15.9		C
5	KRTR-F	74 / 6.6	7.3	7.9	6.4	7.5	7.0	1271 / 17.6	17.2	18.2		C
6	KSSK	63 / 5.6	4.6	3.8	5.1	6.0	4.8	702 / 9.7	9.9	10.2		D
7	KIKI-AF	62 / 5.5	6.8	8.6	8.8	8.0	7.4	1362 / 18.8	20.5	20.4		E
8	KUMU-F	53 / 4.7	5.9	5.1	5.6	5.6	5.3	712 / 9.8	11.2	12.1		C^
9	KUCD-F	50 / 4.4	3.0	3.1	3.2	3.8	3.4	861 / 11.9	11.8	10.9		B
10	KGMZ-F	46 / 4.1	5.2	5.0	5.8	5.4	5.0	833 / 11.5	12.7	13.4		B
11	KQMQ-F	45 / 4.0	3.5	3.7	4.9	4.2	4.0	1107 / 15.3	15.8	19.3		C
12	KHVV	40 / 3.6	3.4	2.5	2.5	3.6	3.0	472 / 6.5	6.6	6.2		B
13	KPOI-F	35 / 3.1	2.8	3.3	2.6	2.5	3.0	668 / 9.2	10.3	9.4		B
14	KKLV-F	33 / 2.9	2.4	2.7	3.0	3.2	2.8	637 / 8.8	8.1	8.6		B
15	KKHN-F	29 / 2.6	3.0	3.1	3.0	2.5	2.9	483 / 6.7	6.3	7.0		
16	KORL-F	26 / 2.3	0.5			0.6		421 / 5.8	2.4	0.6		
17	KAIM-F	16 / 1.4	2.4	1.2	1.8	1.4	1.7	284 / 3.9	5.6	3.6		
17	KUMU	16 / 1.4	2.1	1.3	2.2	1.4	1.8	241 / 3.3	4.8	3.4		^
19	KGU	15 / 1.3	1.3	1.2	1.9	1.0	1.4	259 / 3.6	4.3	3.1		A+
20	KZOO	14 / 1.2	1.2	0.7	1.6	0.4	1.2	108 / 1.5	1.2	1.0		
21	KNDI	13 / 1.2	1.1	1.1	1.4	1.1	1.2	136 / 1.9	2.6	2.0		KNDI

12+ FM Share (Metro): 82.19% (849 of 1033) (Summer 98: 80.61%)

Teens	18-34	18-49	25-49	25-54	35+	12+ AMD	12+ Mid	12+ PMD	12+ Eve	12+ Wknd
1 KXME-F >>>	1 KCCN-F >	1 KCCN-F	1 KSSK-F	1 KSSK-F	1 KSSK-F	1 KSSK-F	1 KCCN-F <	1 KCCN-F	1 KXME-F	1 KCCN-F <
2 KQMQ-F	2 KXME-F <	2 KSSK-F	2 KCCN-F	2 KCCN-F	2 KINE-F <	2 KSSK	2 KSSK-F	2 KCCN-F	2 KCCN-F	2 KXME-F
2 KIKI-AF <	3 KIKI-AF >	3 KRTR-F <	3 KRTR-F	3 KRTR-F	3 KSSK	3 KCCN-F	3 KINE-F	3 KXME-F	3 KIKI-AF	3 KINE-F
4 KCCN-F >	4 KSSK-F <	4 KXME-F <	4 KUCD-F <	4 KINE-F	4 KRTR-F <	4 KINE-F	4 KRTR-F	4 KRTR-F	4 KHVV <	4 KSSK-F
5 KUCD-F <	5 KIKI-AF	5 KINE-F	5 KUCD-F <	5 KUMU-F <	5 KRTR-F	5 KRTR-F	5 KXME-F	5 KINE-F	5 KRTR-F	5 KIKI-AF <
6 KRTR-F	6 KUCD-F	6 KIKI-AF <	6 KGMZ-F <	6 KCCN-F <	6 KIKI-AF	6 KCCN-F <	6 KUMU-F <	6 KIKI-AF	6 KUMU-F	6 KRTR-F <
7 KQMQ-F	7 KINE-F	7 KKL-V <	7 KSSK <	7 KGMZ-F <	7 KXME-F	7 KUCD-F	7 KUCD-F	7 KUCD-F <	6 KQMQ-F <	7 KUMU-F <
	8 KQMQ-F <	8 KXME-F <	8 KIKI-AF <	8 KHVV >	8 KUMU-F <	8 KIKI-AF <	8 KQMQ-F <	8 KQMQ-F <	8 KSSK-F	8 KQMQ-F <
	9 KKL-V-F	9 KPOI-F <	9 KKL-V-F <	9 KUCD-F <	9 KHVV <	9 KSSK <	9 KUMU-F <	9 KUMU-F <	9 KGMZ-F	9 KSSK <
	9 KPOI-F	10 KGMZ-F <	10 KXME-F <	10 KKL-V-F	10 KUCD-F <	10 KGMZ-F				

Wom 18-24	Wom 18-34	Wom 25-34	Wom 18-49	Wom 25-54	Men 18-24	Men 18-34	Men 25-34	Men 18-49	Men 25-54	12+ Ovrnite
1 KXME-F	1 KCCN-F	1 KSSK-F >	1 KSSK-F	1 KSSK-F	1 KCCN-F >>	1 KCCN-F >	1 KCCN-F	1 KCCN-F >	1 KCCN-F <	1 KSSK-F <
2 KCCN-F	2 KXME-F <	2 KCCN-F <	2 KRTR-F <	2 KRTR-F	2 KXME-F	2 KIKI-AF <	2 KIKI-AF	2 KSSK-F <	2 KSSK-F	2 KCCN-F
3 KIKI-AF >	3 KSSK-F	3 KRTR-F	3 KRTR-F >	3 KCCN-F	3 KIKI-AF >	3 KXME-F >	3 KXME-F	3 KIKI-AF <	3 KINE-F	2 KXME-F <
4 KUCD-F	4 KIKI-AF	4 KUCD-F	4 KXME-F	4 KSSK	4 KQMQ-F >>	4 KPOI-F <	4 KPOI-F	4 KXME-F <	4 KGMZ-F <	4 KHVV
4 KQMQ-F	5 KUCD-F <	5 KXME-F	5 KIKI-AF <	4 KINE-F	5 KUCD-F	5 KKL-V-F	5 KKL-V-F	5 KUCD-F <	5 KKL-V-F	4 KSSK
	6 KRTR-F >	5 KIKI-AF	6 KUCD-F	6 KUCD-F <	5 KQMQ-F	5 KKH-N-F	5 KKH-N-F	6 KINE-F <	5 KUCD-F	
	7 KQMQ-F >	7 KUMU-F	7 KSSK	7 KUMU-F	7 KINE-F	7 KINE-F	7 KINE-F	7 KKL-V-F	5 KRTR-F	
		7 KINE-F	7 KQMQ-F	8 KXME-F	7 KRTR-F	7 KUCD-F	7 KUCD-F	7 KPOI-F	8 KPOI-F	
			7 KINE-F	8 KGMZ-F	8 KIKI-AF			9 KRTR-F	9 KIKI-AF	

Other Rated Stations				Metro Share	Cume Rating	TSA AQH Cume
KCCN	T	1420	Honolulu	0.5	2.8	
KHNR	N	650	Honolulu	0.9	4.0	
KLHT	REL	1040	Honolulu	0.5	1.6	

HONOLULU

Consolidation Report	12+	25-54	Revenue
AMFM (Pend. to Clear Channel) KHHV-AM, KIKI-AF, KKLK-FM, KSSK-AM, KSSK-FM, KUCC-FM	31.3 %	34.0 %	49.3 %
Cox Radio, pend. KGMZ-AM, KGMZ-FM, KRTR-FM, KXME-FM	18.2 %	18.1 %	12.1 %
KHWY, Inc. KCCN-AM, KCCN-FM, KINE-FM	17.6 %	17.1 %	17.9 %
New Wave KKHN-FM, KORL-FM, KPOI-FM, KQMQ-AM, KQMQ-FM	12.0 %	13.7 %	8.7 %
Salem, pend. KAIM-AM, KAIM-FM, KGU-AM, KHNR-AM	3.6 %	4.0 %	1.7 %
	82.7 %	86.9 %	89.7 %

AM Stations

Station	Power	Genre	Network	Revenue	Advertiser	Notes
KGU	760 10 kw	Sports	CBS, WW1, ESPN	<\$20.00	---	Salem, pend.
KHHV	830 10 kw	News/Talk	ABC	\$25.00	Christal	AMFM
KIKI	990 5 kw	Simul. KIKI-F				
KNDI	1270 5 kw	Ethnic		\$ NA	---	
KSSK	590 7.5 kw	Full Service		\$62.00	Eastman	AMFM
KUMU	1500 10 kw	Standards	Westwd	\$ NA	Katz	
KZOO	1210 1 kw	Japanese		\$ NA	---	

FM Stations

Station	Power	Genre	Network	Revenue	Advertiser	Notes
KAIM	95.5 100 kw @ -24	Contemp. Christian	USA	\$16.00	---	Salem, pend.
KCCN	100.3 100 kw @ 1965	Contemp. Haw'n.		\$60.00	Katz	KHWY, Inc.
KGMZ	107.9 100 kw @ 1965	Oldies		\$18.00	---	Cox Radio, pend. Aiea
KIKI	93.9 100 kw @ -144	Dance CHR		\$54.00	Christal	AMFM
KINE	105.1 100 kw @ 1965	Contemp. Haw'n.		\$30.00	Katz	KHWY, Inc.
KKHN	102.7 61 kw @ 1893	Country		\$24.00	Mc-Gavren	New Wave Waipahu
KKLV	98.5 51 kw @ 59	Classic AOR	ABC, Westwd	\$30.00	---	AMFM
KORL	99.5 100 kw @ 1965	Ethnic-AC		\$ NA	Mc-Guild	New Wave
KPOI	97.5 83 kw @ 46	AOR		\$28.00	Katz	New Wave
KQMQ	93.1 100 kw @ 1853	Dance CHR		\$38.00	Allied	New Wave
KRTR	96.3 75 kw @ 2140	AC		\$40.00	Mc-Guild	Cox Radio, pend. Kailua
KSSK	92.3 100 kw @ 1950	AC		\$72.00	Eastman	AMFM Waipahu
KUCD	101.9 100 kw @ 1965	Modern AC		\$25.00	Christal	AMFM Pearl City
KUMU	94.7 100 kw @ 78	Soft AC/EZ List.		\$37.00	Katz	
KXME	104.3 75 kw @ 2116	CHR		\$ NA	Mc-Guild	Cox Radio, pend. Kaneohe

Notes: Combined revenue stations: * KCCN-F includes KCCN; ^ KUMU-F includes KUMU; + KGU includes KHNR . . . 8/99 KQMQ (690) changed from simulcasting KQMQ-F to Children's . . . 9/99 KGU/KHNR sold by Chagal to Salem for \$1,700,000 (Blackburn) . . . 9/99 KAIM-AF sold to Salem for \$1,800,000 . . . 10/99 KUMU-AF sold to Emerald City Radio for \$3,365,000 . . . 10/99 AMFM and Clear Channel announced plans to merge . . . 11/99 KKLK-F changed from Classic AOR to "Jawaiian" (a blend of Reggae and Contemporary Hawaiian music); the positioning statement is "Island Rhythms"

HOUSTON

Arbitron Rank 10 Pop (12+): 3,524,600	Stations 35 / 35	Last Year's Revenue: \$255,800,000
MSA Rank: 7	Diaries: 4,075/ 865:1/ 45.0%	Household Income: \$47,392
MSA Pop: 4,400,000	Sample Target: 4,030	Total Retail Sales: \$41.2 Bil.
DMA: 11	% Below Line: 0.0	#1 Biller: KODA-F \$23,000,000
Average Persons Rating: 16.3	% Not Listed: 14.1	#1 Billing Portfolio
Market TSL in Hours 21.50	Pop per Station: 100,703	AMFM \$105,520,000

12+ Metro	Format	Summer 99 1/4 Share	Spg 99	Win 99	Fall 98	Sum 98	4-Book Avg	12+ Metro Cume / Rtg.	Spg 99	Sum 98	12+ TSA AQH / Cume	Revenue Level
1	KBXX-F	435 / 7.6	8.0	7.7	6.8	7.6	7.5	6150 / 17.4	17.3	16.6	I	KBXX-F
2	KRBE-F	380 / 6.6	6.4	5.7	6.8	6.3	6.4	8081 / 22.9	21.8	22.3	I	KRBE-F
3	KODA-F	374 / 6.5	5.9	6.2	7.1	6.4	6.4	5669 / 16.1	15.3	16.2	K	KODA-F
4	KMJQ-F	363 / 6.3	4.9	5.0	5.8	5.6	5.5	4190 / 11.9	10.5	11.1	I	KMJQ-F
5	KLTN-F	297 / 5.2	5.1	4.9	5.6	3.8	5.2	2912 / 8.3	8.6	7.0	G	KLTN-F
6	KLDE-F	259 / 4.5	4.0	3.9	3.4	4.3	4.0	4416 / 12.5	12.6	13.4	J	KLDE-F
7	KILT-F	255 / 4.4	5.1	5.5	5.0	5.8	5.0	3678 / 10.4	11.2	12.9	J	KILT-F
8	KTZ-F	249 / 4.3	4.2	3.9	4.4	3.8	4.2	4836 / 13.7	13.5	12.5	H	KTZ-F
9	KTRH	243 / 4.2	3.9	4.1	4.5	4.1	4.2	4940 / 14.0	14.0	14.4	J	KTRH
10	KHMX-F	242 / 4.2	5.2	3.8	4.6	4.0	4.5	4721 / 13.4	14.4	14.9	I	KHMX-F
11	KKRW-AF	209 / 3.6	3.9	3.4	3.2	3.4	3.5	3861 / 11.0	10.1	12.7	I	KKRW-AF
12	KLOL-F	208 / 3.6	3.6	3.6	3.8	3.5	3.7	4150 / 11.8	11.0	11.8	J	KLOL-F
13	KPRC	179 / 3.1	3.3	3.7	3.0	2.7	3.3	2106 / 6.0	6.7	6.2	H	KPRC
14	KKBQ-F	175 / 3.1	3.0	2.5	3.3	3.7	3.0	3159 / 9.0	9.8	11.0	K	KKBQ-F
15	KTJM-FF	145 / 2.5	2.0	2.5	1.3	1.8	2.1	3144 / 8.9	8.1	9.3	D	KTJM-FF
16	KQK-F	125 / 2.2	1.4	2.2	2.1	2.2	2.0	2315 / 6.6	6.0	6.7	H	KQK-F
17	KIKK-AF	107 / 1.9	2.8	2.6	2.8	2.9	2.5	2737 / 7.8	7.8	8.7	G	KIKK-AF
18	KBME	106 / 1.8	2.6	2.6	1.9	1.8	2.2	1463 / 4.2	4.0	3.5	B	KBME
19	KILT	86 / 1.5	1.5	1.7	1.9	2.7	1.6	1593 / 4.5	4.3	6.2	E	KILT
20	KSEV	72 / 1.3	1.0	1.0	1.0	1.3	1.1	1420 / 4.0	3.5	4.2	C	KSEV
20	KOVE-F	72 / 1.3	1.6	2.1	1.4	1.4	1.6	1424 / 4.0	4.9	5.0		KOVE-F

12+ FM Share (Metro): 82.85% (4083 of 4928) (Summer 98: 81.03%)

Teens	18-34	18-49	25-49	25-54	35+	12+ AMD	12+ Mid	12+ PMD	12+ Eve	12+ Wknd
1 KBXX-F >	1 KBXX-F	1 KMJQ-F <	1 KMJQ-F	1 KMJQ-F	1 KODA-F	1 KLTN-F <	1 KODA-F >	1 KBXX-F	1 KBXX-F >	1 KBXX-F
2 KRBE-F >>	2 KRBE-F <	2 KBXX-F <	2 KLTN-F <	2 KODA-F <	2 KMJQ-F	2 KRBE-F	2 KMJQ-F <	2 KODA-F <	2 KMJQ-F	2 KRBE-F
3 KTZ-F >	3 KLTN-F <	3 KLTN-F <	3 KODA-F <	3 KLTN-F <	2 KLDE-F <	3 KMJQ-F <	3 KRBE-F <	3 KRBE-F <	3 KRBE-F	3 KMJQ-F <
4 KRTX-AF	4 KTZ-F	4 KRBE-F	4 KHMX-F	4 KHMX-F <	4 KTRH	4 KTRH	4 KBXX-F <	4 KMJQ-F	4 KTRH	4 KODA-F <
5 KLTN-F	5 KMJQ-F	5 KODA-F <	4 KRBE-F <	5 KRBE-F <	5 KILT-F	4 KBXX-F <	5 KPRC <	5 KTZ-F <	5 KTZ-F <	5 KLTN-F
6 KHMX-F <	6 KHMX-F <	6 KKRW-AF	6 KLDE-F <	6 KPRC <	6 KODA-F	6 KHMX-F <	6 KLDE-F <	6 KODA-F	6 KODA-F	6 KLDE-F <
7 KLOL-F <	7 KTZ-F <	7 KLOL-F <	7 KKRW-AF	7 KKRW-AF <	7 KILT-F <	7 KILT-F <	7 KILT-F <	7 KILT-F <	7 KLTN-F <	7 KTZ-F <
8 KODA-F >	8 KLOL-F	8 KLDE-F <	8 KILT-F <	8 KHMX-F	8 KLOL-F <	8 KLDE-F <	8 KHMX-F	8 KLDE-F	8 KLDE-F	8 KILT-F <
9 KKRW-AF <	8 KKRW-AF	9 KBXX-F	9 KLOL-F <	9 KLTN-F <	9 KLDE-F	9 KLTN-F <	8 KLTN-F <	9 KLTN-F <	9 KLTN-F <	9 KTRH
10 KKBQ-F <	10 KLDE-F	10 KILT-F <	10 KBXX-F	10 KLOL-F <	9 KHMX-F <	10 KTZ-F	10 KKRW-AF	10 KTRH	10 KILT-F	10 KHMX-F <
					11 KKRW-AF <			10 KTJM-FF <		

Wom 18-24	Wom 18-34	Wom 25-34	Wom 18-49	Wom 25-54	Men 18-24	Men 18-34	Men 25-34	Men 18-49	Men 25-54	12+ Ovrnite
1 KBXX-F >	1 KBXX-F <	1 KRBE-F	1 KMJQ-F	1 KODA-F <	1 KBXX-F <	1 KTZ-F <	1 KLTN-F	1 KLTN-F	1 KKRW-AF <	1 KBXX-F
2 KRBE-F >	2 KRBE-F	2 KMJQ-F	2 KRBE-F <	2 KMJQ-F	2 KTZ-F >	2 KBXX-F <	2 KTZ-F	2 KLOL-F	2 KLTN-F	2 KTRH
3 KMJQ-F <	3 KMJQ-F	3 KBXX-F <	3 KODA-F	3 KHMX-F	3 KLTN-F <	3 KLTN-F	3 KBXX-F	3 KKRW-AF <	3 KLOL-F <	3 KMJQ-F
4 KTZ-F	4 KLTN-F <	4 KLTN-F <	4 KHMX-F <	3 KRBE-F >	4 KLOL-F	4 KRBE-F <	3 KRBE-F	4 KTZ-F	4 KMJQ-F <	4 KILT-F
5 KLTN-F <	5 KODA-F <	5 KHMX-F <	5 KBXX-F	5 KILT-F <	5 KRBE-F >>	5 KLOL-F >	5 KLOL-F <	4 KBXX-F <	5 KLDE-F	5 KRBE-F
6 KODA-F <	6 KHMX-F	6 KODA-F >	6 KLTN-F >	6 KLDE-F	6 KMJQ-F <	6 KMJQ-F <	6 KKRW-AF	6 KMJQ-F	6 KTRH <	
7 KHMX-F >	7 KTZ-F	7 KKBQ-F	7 KILT-F <	6 KLTN-F <	7 KKRW-AF <	7 KKRW-AF <	7 KMJQ-F <	7 KRBE-F <	7 KHMX-F <	
	8 KKBQ-F	8 KTJM-FF	8 KTZ-F	8 KBXX-F <	8 KILT	8 KHMX-F <	8 KLOL-F <	8 KLDE-F	8 KTZ-F <	
		9 KTZ-F	8 KKBQ-F <	9 KKBQ-F	9 KHMX-F	9 KILT	9 KILT	9 KHMX-F <	9 KILT-F <	
			10 KLDE-F <					10 KILT-F <	10 KODA-F <	

HOUSTON

Other Rated Stations				Metro Share	Cume Rating	TSA AQH Cume	Consolidation Report	12+	25-54	Revenue
KCOH	B	1430	Houston	0.6	1.7		AMFM (See Notes)	27.3 %	34.6 %	41.3 %
KEYH	SP-R	850	Houston	0.6	1.2		KBME-AM, KKBQ-FM, KKRW-FM, KLDE-FM, KLOL-FM, KODA-FM, KQUE-AM, KTRH-AM			
KKHT-F	REL	106.9	Conroe	0.3	1.8		CBS/Infinity	7.8 %	8.3 %	12.1 %
KLAT	SP-NT	1010	Houston	0.6	1.8		KIKK-AM, KIKK-FM, KILT-AM, KILT-FM			
KRTS-F	CL	92.1	Seabrook	0.8	2.6		Clear Channel (See Notes)	26.9 %	29.5 %	26.5 %
KRTX-AF	SP-TJ	100.7	Winnie	0.9	3.2		KBXX-FM, KHMV-FM, KJOJ-FM, KKTL-FM, KMJQ-FM, KPRC-AM, KSEV-AM, KTBZ-FM			
KVST-F	C	103.7	Willis	0.6	1.0		El Dorado	3.6 %	3.8 %	4.1 %
KWWJ	B/G	1360	Baytown	0.3	1.0		KEYH-AM, KLVL-AM, KQQK-FM, KXTJ-FM			
KXTJ-F	SP-R	107.9	Beaumont	0.8	3.4		Hispanic	8.0 %	8.2 %	6.4 %
KXYZ	SP-NT	1320	Houston	0.5	1.1		KLAT-AM, KLTN-FM, KLTO-FM, KOVA-FM, KOVE-FM, KRTX-AM, KRTX-FM			
								73.6 %	84.4 %	90.4 %

AM Stations

KBME	790	5 kw (DA-2)	Standards	ABC, AMFM	\$ NA	Christal	AMFM	
KIKK	650	0.25 kw (Days)	Simul. KIKK-F					Pasadena
KILT	610	5 kw (DA-2)	Sports		\$ NA	Group W	CBS/Infinity	
KPRC	950	5 kw (DA-N)	Talk	CBS, Westwd, Talknt	\$100.00	Cir Chnl	Clear Channel	
KQUE	1230	1 kw	Simul. KKRW-F					Houston
KSEV	700	15 kw/1 kw (DA-2)	Talk	Westwd, CBS	\$50.00	Cir Chnl	Clear Channel	Tomball
KTRH	740	50 kw (DA-2)	News	Westwd, ABC, CNN	\$265.00	Christal	AMFM	

FM Stations

KBXX	97.9	100 kw @ 1920	Black/CHR		\$210.00	Cir Chnl	Clear Channel	
KHMV	96.5	100 kw @ 1920	AC/CHR		\$240.00	Mc-Guild	Clear Channel	
KIKK	95.7	100 kw @ 1920	Country	CBS	\$168.00	CBS	CBS/Infinity	
KILT	100.3	100 kw @ 1920	Country	Westwd	\$330.00	CBS	CBS/Infinity	
KJOJ	103.3	100 kw @ 994	Simul. KTJM-F					Freeport
KKBQ	92.5	100 kw @ 1920	Country		\$341.00	Sentry	AMFM	Pasadena
KKRW	93.7	100 kw @ 1720	Classic AOR	AMFM	\$160.00	Sentry	AMFM	
KLDE	94.5	100 kw @ 1920	Oldies	AMFM	\$195.00	Katz	AMFM	
KLOL	101.1	100 kw @ 1920	AOR	Source, WW1, AMFM	\$212.00	Christal	AMFM	
KLTN	102.9	100 kw @ 984	Hispanic-Contemp.		\$135.00	Katz Hisp.	Hispanic	
KMJQ	102.1	100 kw @ 1720	Black AC		\$220.00	Cir Chnl	Clear Channel	
KODA	99.1	100 kw @ 1920	Soft AC		\$355.00	Sentry	AMFM	
KOVE	93.3	100 kw @ 1952	Hispanic-Contemp.		\$ NA	Katz Hisp.	Hispanic	Port Arthur
KQQK	106.5	100 kw @ 1322	Hispanic-Contemp.		\$80.00	El Dorado	El Dorado	Galveston
KRBE	104.1	100 kw @ 1920	CHR		\$204.00	Mc-Guild	Susquehanna	
KTBZ	107.5	98 kw @ 1973	AOR-New Rock		\$140.00	Eastman	Clear Channel	
KTJM	98.5	100 kw @ 1952	Black Oldies		\$75.00	Clear Chann	Clear Channel	Port Arthur

Notes: 9/99 Reportedly, the trade between Hispanic and Z-Spanish of KRTX-F for KLNZ-F (Phoenix) has been called off . . . 9/99 KGOL (1180) (plus KZMP, Dallas-Fort Worth) sold by Douglas to Z-Spanish (price NA) . . . 10/99 AMFM and Clear Channel announced plans to merge. Divestitures in the market will be necessary

HUNTSVILLE

Arbitron Rank 115 **Pop (12+)** 368,900
MSA Rank: 147-Hunt.; 247-Dec.
MSA Pop: 441,000
DMA: 81 (w/Decatur)
Average Persons Rating: 15.0
Market TSL in Hours 20.00

Stations 26 / 17
Diaries: 940 / 392:1 / 53.9%
Sample Target: 920
% Below Line: 13.2
% Not Listed: 17.1
Pop per Station: 21,700

Last Year's Revenue: \$15,000,000
Household Income: \$44,385
Total Retail Sales: \$4.2 Bil.
#1 Biller: WDRM-F \$5,200,000
#1 Billing Portfolio
 AMFM \$7,400,000

12+ Metro	Format	Summer 99 1/4 Share	Spg 99	Win 99	Fall 98	Sum 98	4-Book Avg	12+ Metro Cume / Rtg.	Spg 99	Sum 98	12+ TSA AQH / Cume	Revenue Level	
1	WZYP-F	CHR	81 / 14.6	12.5	13.1	10.8	10.6	12.7	1034 / 28.0	29.8	25.8	D	WZYP-F
2	WDRM-F	C	78 / 14.1	19.4	16.9	17.1	17.5	16.9	1026 / 27.8	32.8	33.0	G	WDRM-F
3	WTAK-F	CL AOR	53 / 9.5	7.8	11.6	9.1	8.2	9.5	776 / 21.0	19.4	18.6	C	WTAK-F
4	WAHR-F	AC	42 / 7.6	7.6	8.0	7.2	10.4	7.6	588 / 15.9	16.4	17.1	D	WAHR-F
5	WRSA-F	SAC	29 / 5.2	8.0	5.8	6.5	7.1	6.4	388 / 10.5	12.6	11.1	C	WRSA-F
6	WVNN	T	25 / 4.5	3.9	3.3	3.6	3.5	3.8	347 / 9.4	9.8	7.6	B	WVNN
7	WEUP-F	B	23 / 4.1	3.0	4.5	3.6	2.7	3.8	314 / 8.5	7.8	8.0	B*	WEUP-F
8	WXQW-F	O	18 / 3.2	3.4	4.5	4.0	5.5	3.8	395 / 10.7	12.3	11.5	A^	WXQW-F
9	WYAM-F	B	13 / 2.3	1.9					139 / 3.8	3.2			WYAM-F
9	WKDF-F	C	13 / 2.3	1.9	1.6	1.7	1.6	1.9	240 / 6.5	6.6	7.6		WKDF-F
9	WEUP	B	13 / 2.3	2.4	2.4	3.4	2.2	2.6	192 / 5.2	4.0	5.0	*	WEUP
12	WWXQ-F	O	12 / 2.2	1.3	1.5	1.5	1.3	1.6	149 / 4.0	5.1	4.6	^	WWXQ-F
12	WRAX-F	AOR-NR	12 / 2.2	1.9	1.1	1.3	1.1	1.6	274 / 7.4	6.1	0.0		WRAX-F
14	WPZM-F	C	10 / 1.8	2.8	1.6	1.5	2.2	1.9	239 / 6.5	9.7	9.4	A	WPZM-F

12+ FM Share (Metro): 88.70% (408 of 460) (Summer 98: 86.84%)

Teens	18-34	18-49	25-49	25-54	35+	12+ AMD	12+ Mid	12+ PMD	12+ Eve	12+ Wknd
1	WZYP-F >>>	1 WZYP-F >	1 WTAK-F	1 WTAK-F <	1 WDRM-F >	1 WDRM-F	1 WDRM-F <	1 WDRM-F <	1 WZYP-F >>	1 WZYP-F
2	WYAM-F	2 WTAK-F <	2 WTAK-F <	2 WZYP-F	2 WDRM-F <	2 WTAK-F	2 WZYP-F >	2 WZYP-F	2 WDRM-F	2 WDRM-F
3	WKDF-F	3 WDRM-F >	3 WDRM-F >	3 WDRM-F >	3 WZYP-F	3 WRSA-F	3 WTAK-F	3 WAHR-F <	3 WTAK-F >	3 WTAK-F >
3	WDRM-F	4 WAHR-F >	4 WAHR-F >	4 WAHR-F >>	4 WAHR-F >>	3 WAHR-F	4 WAHR-F >	4 WTAK-F	4 WAHR-F >	4 WEUP-F
3	WEUP-F >	5 WKDF-F	5 WEUP-F >	5 WEUP-F <	5 WVNN <	5 WZYP-F	5 WRSA-F >	5 WVNN >	5 WEUP-F <	5 WRSA-F <
		6 WVNN	6 WVNN	6 WVNN	6 WEUP-F	6 WVNN	6 WVNN	6 WRSA-F >	6 WRSA-F	6 WYAM-F <
		6 WYAM-F		7 WWXQ-F	7 WXQW-F	7 WXQW-F	7 WXQW-F	6 WVNN	7 WAHR-F	7 WEUP
					8 WWXQ-F >	8 WEUP-F		8 WXQW-F	8 WKDF-F <	8 WXQW-F <
						9 WWXQ-F >>		9 WRAX-F	9 WEUP	9 WYAM-F <
										10 WPZM-F

Wom 18-24	Wom 18-34	Wom 25-34	Wom 18-49	Wom 25-54	Men 18-24	Men 18-34	Men 25-34	Men 18-49	Men 25-54	12+ Ovrnite
1	WZYP-F >>>	1 WZYP-F >>>	1 WZYP-F >>	1 WZYP-F >>	1 WZYP-F	1 WZYP-F	1 WTAK-F	1 WTAK-F >	1 WTAK-F >	1 WZYP-F
2	WDRM-F	2 WAHR-F	2 WAHR-F >	2 WDRM-F	2 WAHR-F <	2 WDRM-F >	2 WZYP-F	2 WDRM-F	2 WDRM-F >	2 WDRM-F
3	WEUP	3 WDRM-F	3 WTAK-F	2 WAHR-F >	3 WDRM-F	3 WRSA-F	3 WDRM-F >	2 WVNN	3 WZYP-F >>	3 WTAK-F >>
4	WKDF-F	4 WTAK-F	4 WDRM-F >>	4 WTAK-F >>	3 WYAM-F	4 WVNN >	4 WZYP-F >>	4 WVNN	4 WVNN <	4 WKDF-F
4	WYAM-F >	5 WKDF-F		5 WEUP-F	3 WRAX-F	5 WRAX-F	5 WPZM-F >	5 WEUP-F	5 WAHR-F	
				6 WWXQ-F	3 WTAK-F >	6 WPZM-F		6 WAHR-F	6 WAHR-F	
						6 WYAM-F		6 WRAX-F	6 WXQW-F	
								8 WRSA-F	8 WPZM-F	

Other Rated Stations				Metro Share	Cume Rating	TSA AQH Cume	Other Rated Stations--Outside Market				Metro Share	Cume Rating	TSA AQH Cume
WBHP	N	1230	Huntsville	0.4	2.0		WODL-F	O	106.9	Birmingham	0.7	1.5	
WDJL	B	1000	Huntsville	1.1	2.8		WOWC-F	C	102.5	Jasper	0.4	1.3	
WLOR	B/G	1550	Huntsville	0.7	2.1		WQEN-F	CHR	103.7	Gadsden	0.5	3.4	
WNDA-F	REL-CC	95.1	Huntsville	0.7	2.2		WYSF-F	SAC	94.5	Birmingham	0.4	1.4	
WQLT-F	AC	107.3	Florence	0.5	3.5		WZPC-F	AOR-NR	102.9	Shelbyville, TN	0.4	1.3	
WRJL-F	G	99.9	Eva	0.7	2.1								
WUMP	SPRTS	730	Athens	0.4	2.3								

HUNTSVILLE

Consolidation Report	12+	25-54	Revenue
AMFM (Pend. to Clear Channel) WBHP-AM, WDRM-FM, WHOS-AM, WTAK-FM, WXXQ-FM, WXQW-FM	29.4 %	35.1 %	49.3 %
Athens WPZM-FM, WUMP-AM, WVNN-AM, WZYP-FM	21.3 %	20.4 %	24.7 %
	50.6 %	55.5 %	74.0 %

AM Stations

WEUP	1600	5 kw/0.5 kw (DA-N)	Black	AURN	\$<20.00	—	WEUP-F	
WVNN	770	10 kw/0.25 kw (DA-N)	Talk	ABC	\$17.00	Christal	Athens	Athens

FM Stations

WAHR	99.1	100 kw @ 984	AC	Westwd	\$40.00	Mc-Guild	WDJL, pend.	
WDRM	102.1	100 kw @ 981	Country		\$115.00	Sentry	AMFM	Decatur
WEUP	92.1	2.6 kw @ 479	Black		\$<20.00	—	WEUP	Minor Hill, TN
WPZM	93.3	100 kw @ 1040	Country	ABC	\$<20.00	Christal	Athens	Tullahoma, TN
WRSA	96.9	100 kw @ 830	Soft AC	CBS	\$27.00	—		Decatur
WTAK	106.1	6 kw @ 328	Classic AOR	ABC	\$30.00	Sentry	AMFM	Hartselle
WXXQ	92.5	3.1 kw @ 423	See WXQW-F					Trinity
WXQW	94.1	0.41 kw @ 1155	Oldies		\$<20.00	Sentry	AMFM	Meridianville
WYAM	105.7	6 kw @ 328	Black	ABC	\$ NA	—		Addison
WZYP	104.3	100 kw @ 1115	CHR	ABC	\$50.00	Christal	Athens	Athens

Notes: Other ranked stations -- See Nashville or Birmingham . . . Combined revenue stations: * WEUP-F includes WEUP; ^ WXQW-F includes WXXQ-F . . . 10/99 WDJL (1000) sold to WAHR-F for \$150,000 . . . 10/99 AMFM and Clear Channel announced plans to merge. See Consolidation Report above for stations involved

INDIANAPOLIS

Arbitron Rank 38 Pop (12+) 1,141,100
MSA Rank: 36
MSA Pop: 1,520,000
DMA: 25
Average Persons Rating: 14.6
Market TSL in Hours 19.50

Stations 27 / 25
Diaries: 2,856 / 400:1 / 51.2%
Sample Target: 2,810
% Below Line: 1.3
% Not Listed: 9.3
Pop per Station: 45,644

Last Year's Revenue: \$77,800,000
Household Income: \$47,784
Total Retail Sales: \$15.2 Bil.
#1 Biller: WFBQ-F \$15,670,000
#1 Billing Portfolio
 Emmis \$22,890,000

12+ Metro	Format	Summer 99 1/4 Share	Spg 99	Win 99	Fall 98	Sum 98	4-Book Avg	12+ Metro Cume / Rtg.	Spg 99	Sum 98	12+ TSA AQH / Cume	Revenue Level
1	WFMS-F	179 / 10.8	12.7	10.5	12.8	13.6	11.7	2236 / 19.6	20.2	22.7	I	WFMS-F
2	WFBQ-F	155 / 9.3	8.5	10.6	9.8	10.3	9.6	2605 / 22.8	22.6	23.0	J	WFBQ-F
3	WIBC	149 / 9.0	9.1	9.3	7.8	7.1	8.8	2075 / 18.2	19.3	16.0	H	WIBC
4	WRZX-F	119 / 7.2	6.1	5.2	5.4	5.0	6.0	1766 / 15.5	14.5	13.8	F	WRZX-F
5	WZPL-F	99 / 6.0	5.9	5.2	5.0	6.0	5.5	2345 / 20.6	19.4	18.4	F	WZPL-F
6	WTLC-F	97 / 5.8	4.9	4.6	6.0	6.2	5.3	1302 / 11.4	11.1	11.9	E	WTLC-F
7	WTPI-F	96 / 5.8	4.2	5.9	5.0	4.9	5.2	1326 / 11.6	10.1	11.4	G	WTPI-F
8	WGLD-F	83 / 5.0	5.0	5.2	5.6	6.0	5.2	1369 / 12.0	12.4	13.8	F	WGLD-F
8	WHHH-F	83 / 5.0	6.1	4.6	5.4	5.4	5.3	1632 / 14.3	15.2	13.9	E	WHHH-F
10	WENS-F	67 / 4.0	5.2	5.8	4.9	5.5	5.0	1886 / 16.5	17.6	17.8	H	WENS-F
11	WNAP-F	60 / 3.6	4.3	3.7	3.3	3.3	3.7	1471 / 12.9	13.8	12.9	F	WNAP-F
12	WTTS-F	59 / 3.5	2.5	2.7	2.8	2.8	2.9	1051 / 9.2	9.1	8.9	B	WTTS-F
13	WMYS	53 / 3.2	2.7	4.1	2.3	3.3	3.1	660 / 5.8	4.7	6.5	B	WMYS
14	WBKS-F	32 / 1.9	2.0	1.7	2.7	1.9	2.1	593 / 5.2	5.4	5.3	A	WBKS-F
15	WTLC	27 / 1.6	1.1	0.8	0.9	0.7	1.1	296 / 2.6	2.5	2.3	A	WTLC
16	WYJZ-F	22 / 1.3	2.5	1.5	1.7	1.8	1.8	416 / 3.6	4.6	3.5	A	WYJZ-F
17	WNDE	21 / 1.3	1.4	2.0	1.2	1.5	1.5	451 / 4.0	5.4	5.4	B	WNDE
18	WGRL-F	20 / 1.2	1.5	1.6	1.6	1.1	1.5	497 / 4.4	4.4	4.3	C	WGRL-F
19	WXIR-F	19 / 1.1	1.4	1.0	1.7	1.2	1.3	511 / 4.5	4.0	3.3		WXIR-F

12+ FM Share (Metro): 80.13% (1085 of 1354) (Summer 98: 85.37%)

Teens	18-34	18-49	25-49	25-54	35+	12+ AMD	12+ Mid	12+ PMD	12+ Eve	12+ Wknd
1 WHHH-F >>	1 WRZX-F >	1 WFBQ-F >	1 WFBQ-F >	1 WFBQ-F	1 WIBC <	1 WFBQ-F >	1 WIBC <	1 WFMS-F	1 WHHH-F <	1 WFMS-F >
2 WZPL-F	2 WFBQ-F <	2 WFMS-F <	2 WFMS-F	2 WFMS-F >	2 WFMS-F	2 WIBC <	2 WFMS-F	2 WIBC <	2 WTLC-F	2 WTLC-F <
2 WRZX-F <	3 WZPL-F	3 WRZX-F	3 WRZX-F <	3 WTPI-F <	3 WFBQ-F	3 WFMS-F >	3 WFBQ-F <	3 WRZX-F	3 WFMS-F	3 WIBC <
4 WTLC-F >>	4 WFMS-F	4 WZPL-F <	4 WZPL-F <	4 WRZX-F <	4 WTPI-F <	4 WRZX-F <	4 WRZX-F	4 WFBQ-F	4 WRZX-F	4 WRZX-F <
	5 WTLC-F	5 WTLC-F	5 WTPI-F <	5 WZPL-F <	5 WGLD-F >	5 WTPI-F	5 WTPI-F <	5 WZPL-F	5 WZPL-F	5 WZPL-F <
	6 WNAP-F	6 WTPI-F <	6 WTLC-F <	6 WGLD-F <	6 WMYS	6 WTLC-F <	6 WGLD-F <	6 WTPI-F <	6 WFBQ-F	6 WHHH-F <
	6 WHHH-F	7 WTTS-F	7 WTTS-F <	7 WIBC <	7 WTLC-F	7 WZPL-F <	7 WZPL-F	7 WHHH-F <	7 WIBC	7 WRZX-F
		7 WNAP-F <	8 WIBC	8 WTLC-F <	8 WTTS-F	8 WNAP-F <	8 WGLD-F <	8 WGLD-F <	8 WENS-F	8 WTPI-F
		9 WENS-F <	8 WNAP-F <	9 WTTS-F	9 WZPL-F <	9 WGLD-F	9 WTTS-F <	9 WTLC-F <	9 WNAP-F	9 WGLD-F <
					10 WENS-F			10 WENS-F <		10 WENS-F

Wom 18-24	Wom 18-34	Wom 25-34	Wom 18-49	Wom 25-54	Men 18-24	Men 18-34	Men 25-34	Men 18-49	Men 25-54	12+ Ovrnite
1 WRZX-F <	1 WZPL-F	1 WZPL-F	1 WFMS-F	1 WFMS-F >	1 WRZX-F >>>	1 WRZX-F >	1 WRZX-F	1 WFBQ-F >	1 WFBQ-F >>	1 WFMS-F
2 WZPL-F	2 WFMS-F <	2 WFMS-F >	2 WZPL-F >	2 WZPL-F	2 WFBQ-F	2 WFBQ-F >	2 WFBQ-F >	2 WRZX-F >	2 WRZX-F	2 WIBC
3 WTLC-F	3 WRZX-F	3 WRZX-F <	3 WTLC-F <	3 WTPI-F	2 WHHH-F	3 WNAP-F >	3 WNAP-F >	3 WNAP-F	3 WIBC <	3 WTLC-F
3 WHHH-F	4 WTLC-F	4 WTLC-F	4 WFBQ-F <	4 WFBQ-F	4 WTLC-F	4 WHHH-F <	4 WTTS-F >	4 WFMS-F <	4 WFMS-F <	3 WFBQ-F <
5 WFMS-F	5 WENS-F <	5 WENS-F <	5 WENS-F	5 WGLD-F	5 WNAP-F	5 WTLC-F <	5 WFMS-F	5 WIBC <	5 WNAP-F	5 WHHH-F
6 WENS-F >>	6 WHHH-F	6 WTPI-F	5 WTPI-F	6 WENS-F		6 WFMS-F <		6 WTTS-F	6 WTTS-F	6 WRZX-F >
	7 WFBQ-F	6 WHHH-F	7 WRZX-F	6 WTLC-F		7 WTTS-F <		6 WTLC-F >	7 WGLD-F <	
			8 WGLD-F <	8 WTTS-F <				8 WTPI-F <	8 WTPI-F <	
				9 WIBC <				9 WHHH-F		

Other Rated Stations				Metro Share	Cume Rating	TSA AQH Cume	Other Rated Stations--Outside Market				Metro Share	Cume Rating	TSA AQH Cume
WCBK-F	C	102.3	Martinsville	0.4	1.2		WKKG-F	C	101.5	Columbus, IN	0.9	2.1	
WKLU-F	CL AOR	101.9	Brownsburg	0.9	2.7		WLW	FS/T	700	Cincinnati	0.4	1.3	
WNTS	REL	1590	Beech Grove	0.4	0.6								
WPZZ-F	B/G	95.9	Franklin	0.4	1.1								
WSYW-F	J	107.1	Danville	0.4	1.9								
WXLW	REL	950	Indianapolis	0.4	1.2								

INDIANAPOLIS

Consolidation Report	12+	25-54	Revenue
AMFM (Pend. to Clear Channel) WFBQ-FM, WNDE-AM, WRZX-FM	17.8 %	21.0 %	26.8 %
Emmis WENS-FM, WIBC-AM, WNAP-FM, WTLC-AM, WTLC-FM	24.0 %	21.5 %	29.4 %
Local WBKS-FM, WHHH-FM, WYJZ-FM	8.2 %	6.7 %	5.3 %
MyStar WMYS-AM, WTPI-FM, WZPL-FM	15.0 %	13.5 %	12.8 %
Susquehanna WFMS-FM, WGLD-FM, WGRL-FM	17.0 %	18.0 %	24.2 %
	82.0 %	80.7 %	98.5 %

AM Stations

Station	Freq	Power	Format	Network	Revenue	Owner	Operator
WIBC	1070	50 kw/10 kw (DA-2)	Full Service/Talk	ABC, AP	\$138.00	Christal	Emmis
WMYS	1430	5 kw (DA-N)	Standards	CNN	\$21.00	D&R	MyStar
WNDE	1260	5 kw (DA-N)	Sports	ESPN, WW1, CBS	\$20.00	Katz	AMFM
WTLC	1310	5 kw/1 kw (DA-N)	Black Gospel	ABC, AURN	\$<20.00	Mc-Guild	Emmis

FM Stations

Station	Freq	Power	Format	Network	Revenue	Owner	Operator	Location
WBKS	106.7	3 kw @ 328	Black Oldies	ABC	\$ NA	Eastman	WHHH-F/WYJZ-F	Greenwood
WENS	97.1	23 kw @ 739	AC		\$137.00	Interep	Emmis	Shelbyville
WFBQ	94.7	58 kw @ 804	AOR/Talk	AMFM	\$260.00	Katz	AMFM	
WFMS	95.5	13 kw @ 990	Country		\$190.00	Allied	Susquehanna	
WGLD	104.5	50 kw @ 492	Oldies		\$70.00	Mc-Guild	Susquehanna	
WGRL	93.9	2.8 kw @ 492	Country		\$20.00	Mc-Guild	Susquehanna	Noblesville
WHHH	96.3	0.64 kw @ 715	CHR/Black	ABC	\$55.00	Eastman	WBKS-F/WYJZ-F	
WNAP	93.1	12.5 kw @ 1022	Classic Hits		\$80.00	Interep	Emmis	
WRZX	103.3	18 kw @ 850	AOR-New Rock	Source	\$77.00	Katz	AMFM	
WTLC	105.7	50 kw @ 450	Black	CBS	\$62.00	Mc-Guild	Emmis	
WTPI	107.9	21.9 kw @ 762	Soft AC		\$95.00	D&R	MyStar	
WTTS	92.3	37 kw @ 1090	Progressive AOR		\$33.00	--	Sarkes Tarzian	Bloomington
WXIR	98.3	3 kw @ 300	Religion	USA	\$ NA	--	WBRI	Plainfield
WYJZ	100.9	3 kw @ 300	Jazz	ABC	\$ NA	Eastman	WBKS-F/WHHH-F	Lebanon
WZPL	99.5	12.6 kw @ 990	CHR/AC	AP	\$55.00	D&R	MyStar	Greenfield

Notes: 9/99 WOOU (1520; Shelbyville) sold for \$250,000 (Roehling) . . . 10/99 AMFM and Clear Channel announced plans to merge . . . 10/99 WSYW-F changed from Jazz to New Rock

JACKSON, MS

Arbitron Rank 119 Pop (12+) 352,100	Stations 22 / 22	Last Year's Revenue: \$16,700,000
MSA Rank: 120	Diaries: 943 / 373:1 / 47.5%	Household Income: \$40,459
MSA Pop: 434,000	Sample Target: 920	Total Retail Sales: \$4.3 Bil.
DMA: 89	% Below Line: 0.0	#1 Biller: WMSI-F \$4,200,000
Average Persons Rating: 15.7	% Not Listed: 17.2	#1 Billing Portfolio
Market TSL in Hours 20.75	Pop per Station: 16,005	AMFM \$7,790,000

12+ Metro	Format	Summer 99 1/4 Share	Spg 99	Win 99	Fall 98	Sum 98	4-Book Avg	12+ Metro Cume / Rtg.	Spg 99	Sum 98	12+ TSA AQH / Cume	Revenue Level	
1	WJMI-F	B	80 / 14.5	11.8	14.7	14.1	14.5	13.8	827 / 23.5	24.1	25.8	E	WJMI-F
2	WMSI-F	C	52 / 9.4	9.5	9.3	9.3	7.1	9.4	774 / 22.0	20.3	21.1	F	WMSI-F
3	WYOY-F	CHR	50 / 9.0	7.1	8.2	8.5	7.9	8.2	739 / 21.0	17.9	19.8	C	WYOY-F
4	WKXI-F	B/C	39 / 7.1	6.9	6.4	6.3	9.9	6.7	670 / 19.0	18.9	22.0	C*	WKXI-F
5	WSTZ-F	AOR	29 / 5.2	8.0	5.6	5.6	4.7	6.1	476 / 13.5	13.0	11.3	D	WSTZ-F
6	WQJQ-F	B/O	25 / 4.5	4.6	5.6	4.6	0.6	4.8	469 / 13.3	13.4	3.4	A	WQJQ-F
7	WDBT-F	CHR	23 / 4.2	2.7	2.5	2.8	2.1	3.0	480 / 13.6	9.0	7.3	B	WDBT-F
8	WZRX	B/G	20 / 3.6	7.1	2.5	1.9	2.3	3.8	189 / 5.4	6.8	5.4	A	WZRX
9	WOAD	B/G	18 / 3.3	2.2	3.8	3.5	4.7	3.2	262 / 7.4	7.2	9.8	A	WOAD
9	WJNT	T/N	18 / 3.3	3.5	2.7	3.7	6.2	3.3	223 / 6.3	7.5	9.9	B	WJNT
9	WJKK-F	SAC	18 / 3.3	3.8	4.2	4.8	2.6	4.0	438 / 12.4	9.1	8.8	A	WJKK-F
12	WVIV-F	ST	17 / 3.1	3.1	2.5	3.7	2.6	3.1	239 / 6.8	6.4	6.3	A	WVIV-F
13	WMGO	B/G	14 / 2.5	1.3	2.7	2.1	2.4	2.2	158 / 4.5	3.2	3.0	A	WMGO
14	WTYX-F	CL HITS	11 / 2.0	2.0	4.0	2.5	3.2	2.6	290 / 8.2	8.5	10.9	B	WTYX-F
15	WFMN-F	T	10 / 1.8	1.6	1.3	1.8	1.5	1.6	201 / 5.7	5.3	4.0		WFMN-F

12+ FM Share (Metro): 82.75% (379 of 458) (Summer 98: 76.59%)

Teens	18-34	18-49	25-49	25-54	35+	12+ AMD	12+ Mid	12+ PMD	12+ Eve	12+ Wknd
1 WJMI-F >>>	1 WJMI-F	1 WJMI-F	1 WJMI-F	1 WJMI-F <	1 WMSI-F >	1 WMSI-F <	1 WYOY-F <	1 WJMI-F >	1 WJMI-F >>>	1 WJMI-F >>
2 WDBT-F >	2 WYOY-F >>	2 WYOY-F	2 WYOY-F <	2 WMSI-F <	2 WKXI-F	2 WJMI-F <	2 WMSI-F	2 WMSI-F <	2 WYOY-F <	2 WMSI-F
3 WYOY-F	3 WKXI-F <	3 WKXI-F	3 WKXI-F	3 WKXI-F <	3 WJMI-F <	3 WYOY-F <	2 WJMI-F >	3 WYOY-F >	3 WKXI-F <	3 WYOY-F <
4 WMSI-F >	4 WSTZ-F >	4 WSTZ-F <	4 WMSI-F	4 WYOY-F	4 WQJQ-F	4 WKXI-F	4 WJNT <	4 WKXI-F	4 WDBT-F	4 WKXI-F
	5 WDBT-F	5 WMSI-F	5 WSTZ-F	5 WSTZ-F	5 WJNT <	5 WSTZ-F >>	5 WKXI-F	5 WQJQ-F <	5 WMSI-F	5 WSTZ-F <
	5 WMSI-F	6 WQJQ-F	6 WQJQ-F	6 WQJQ-F	6 WVIV-F	6 WZRX <	6 WQJQ-F <	6 WDBT-F <	6 WQJQ-F	6 WQJQ-F
	7 WQJQ-F	7 WJKK-F	7 WJKK-F	7 WJKK-F	6 WZRX <	7 WDBT-F <	7 WSTZ-F	7 WSTZ-F	6 WOAD	7 WMGO <
	7 WJKK-F	8 WDBT-F	8 WTYX-F	8 WJNT <	8 WOAD	8 WVIV-F	8 WVIV-F <	8 WJKK-F <	8 WSTZ-F	8 WZRX <
			9 WOAD	9 WZRX	9 WSTZ-F	8 WJKK-F <	9 WOAD	8 WZRX	9 WOAD	9 WDBT-F
					9 WJKK-F	10 WQJQ-F <	9 WJKK-F	9 WZRX <	10 WJKK-F >>	9 WOAD >

Wom 18-24	Wom 18-34	Wom 25-34	Wom 18-49	Wom 25-54	Men 18-24	Men 18-34	Men 25-34	Men 18-49	Men 25-54	12+ Ovrnite
1 WJMI-F >	1 WYOY-F <	1 WYOY-F >	1 WYOY-F <	1 WYOY-F	1 WJMI-F >	1 WJMI-F	1 WJMI-F	1 WJMI-F >	1 WJMI-F	1 WJMI-F >
2 WYOY-F >	2 WJMI-F >>	2 WJMI-F >	2 WJMI-F >	2 WMSI-F	2 WYOY-F >>>	2 WYOY-F >	2 WSTZ-F	2 WYOY-F	2 WSTZ-F <	2 WKXI-F <
3 WSTZ-F	3 WKXI-F >	3 WKXI-F >	3 WKXI-F >	2 WKXI-F	3 WSTZ-F >	3 WYOY-F	3 WSTZ-F	3 WSTZ-F	3 WMSI-F	3 WMSI-F >
4 WKXI-F	4 WJKK-F	4 WJKK-F	4 WJKK-F	4 WJMI-F >	4 WKXI-F >	4 WKXI-F >	4 WKXI-F >	4 WKXI-F	4 WKXI-F <	4 WYOY-F
4 WDBT-F >	4 WDBT-F	4 WMSI-F >	4 WMSI-F	5 WJKK-F >	5 WDBT-F	5 WMSI-F	5 WMSI-F >	5 WMSI-F	5 WQJQ-F	5 WDBT-F
	4 WSTZ-F >		6 WSTZ-F	6 WQJQ-F				5 WQJQ-F >>	6 WYOY-F	
			7 WQJQ-F	6 WZRX					7 WJNT >	
			8 WDBT-F	8 WSTZ-F					8 WTYX-F	
			8 WZRX >							

Other Rated Stations				Metro Share	Cume Rating	TSA AQH Cume
WHJT-F	REL-CC	93.5	Clinton	0.5	3.0	
WJDX	SPRTS	620	Jackson	0.9	3.1	
WJXN-F	REL	92.9	Utica	0.7	2.0	
WKXI	B/O	1450	Jackson	0.7	1.4	
WRJH-F	REL	97.7	Brandon	1.3	3.0	
WUSJ-F	C	96.3	Jackson	0.9	6.0	
WYJS-F	REL-CC	105.9	Pickens	1.1	2.8	

JACKSON, MS

Consolidation Report	12+	25-54	Revenue
AMFM (See Notes)	26.3 %	28.0 %	46.6 %
WJDX-AM, WKTF-FM, WMSI-FM, WQJQ-FM, WSTZ-FM			
Clear Channel (See Notes)	19.6 %	15.2 %	24.0 %
WJMI-FM, WKXI-AM, WOAD-AM, WYJS-FM			
New South	13.2 %	14.8 %	12.2 %
WIIN-AM, WJKK-FM, WUSJ-FM, WYOY-FM			
Proteus	5.1 %	4.2 %	7.7 %
WTYX-FM, WVIV-FM			
	64.2 %	62.2 %	90.5 %

AM Stations

WJNT	1180	50 kw/0.5 kw (DA-N)	Talk/News	CBS, Westwd, CNN	\$21.00	---		Pearl
WMGO	1370	1 kw/0.028 kw	Black Gospel	Westwd	\$ NA	---		Canton
WOAD	1300	5 kw/1 kw	Black Gospel	AURN, ABC, Westwd	\$<20.00	Clr Chnl	Clear Channel	
WZRX	1590	5 kw/1 kw (DA-N)	Black Gospel	AURN	\$<20.00	D&R	AMFM	

FM Stations

WDBT	95.5	100 kw @ 1059	CHR		\$24.00	Katz	AMFM	
WFMN	97.3	19.68 kw @ 367	Talk	ABC, Westwd, CBS	\$ NA	---		Flora
WJKK	98.7	100 kw @ 945	Soft AC	Westwd	\$<20.00	Mc-Guild	New South	Vicksburg
WJMI	99.7	100 kw @ 1059	Black	ABC	\$55.00	Clr Chnl	Clear Channel	
WKXI	107.5	100 kw @ 951	Black AC		\$27.00	Clr Chnl	Clear Channel	Magee
WMSI	102.9	100 kw @ 1801	Country	ABC	\$85.00	Mc-Guild	AMFM	
WQJQ	105.1	100 kw @ 981	Black Oldies	CNN, Westwd, ABC	\$ NA	---	AMFM	Kosciusko
WSTZ	106.7	100 kw @ 1063	AOR		\$50.00	Katz	AMFM	Vicksburg
WTYX	94.7	100 kw @ 1115	Classic Hits		\$30.00	Christal	Proteus	
WVIV	93.9	6 kw @ 282	Standards	ABC, Westwd	\$<20.00	Christal	Proteus	Pearl
WYOY	101.7	50 kw @ 456	CHR		\$<20.00	Mc-Guild	New South	Gluckstadt

Notes: * WKXI-F revenue level includes revenue of WKXI (AM) . . . 7/99 WKXS-F changed calls to WUSJ-F ("US 96*"); remains Country . . . 8/99 WKTF-F changed calls to WDBT-F ("The Beat"); remains CHR . . . 9/99 WYJS-F changed from Contemp. Christian to Oldies . . . 9/99 WRJH-F (97.7; Brandon) sold for \$1,600,000 . . . 10/99 AMFM and Clear Channel announced plans to merge. Divestitures in the market will be necessary

JACKSONVILLE

Arbitron Rank	52	Pop (12+)	891,100	Stations	24 / 23	Last Year's Revenue:	\$47,400,000
MSA Rank:			56	Diaries:	2,191 / 407:1 / 48.3%	Household Income:	\$41,316
MSA Pop:		1,070,000		Sample Target:	2,040	Total Retail Sales:	\$10.8 Bil.
DMA:			52	% Below Line:	0.7	#1 Biller:	WFYV-F \$6,800,000
Average Persons Rating:		15.2		% Not Listed:	15.9	#1 Billing Portfolio	
Market TSL in Hours		20.25		Pop per Station:	38,743	Cox Radio, pend.	\$21,983,000

12+ Metro	Format	Summer 99		Spg 99	Win 99	Fall 98	Sum 98	4-Book Avg	12+ Metro Cume / Rtg.	Spg 99	Sum 98	12+ TSA AQH / Cume	Revenue Level
		1/4	Share										
1	WAPE-F	CHR	123 / 9.1	9.6	8.8	7.4	9.3	8.7	2128 / 23.9	24.1	23.4	G	WAPE-F
2	WFYV-F	AOR	114 / 8.4	8.9	7.2	7.2	7.5	7.9	1558 / 17.5	17.4	16.1	G	WFYV-F
3	WSOL-F	B/AC	111 / 8.2	8.1	6.9	6.5	7.1	7.4	1154 / 13.0	12.9	12.7	E	WSOL-F
4	WQIK-F	C	93 / 6.9	8.4	7.8	5.7	7.4	7.2	1494 / 16.8	16.6	16.4	G	WQIK-F
5	WEJZ-F	SAC	87 / 6.4	6.1	6.9	5.9	7.9	6.3	1323 / 14.8	14.7	17.8	F	WEJZ-F
6	WPLA-F	AOR-NR	79 / 5.8	5.0	5.2	4.4	4.7	5.1	1344 / 15.1	13.2	12.0	C	WPLA-F
7	WKQL-F	O	78 / 5.7	5.0	5.6	7.1	5.9	5.9	1386 / 15.6	15.3	13.1	E	WKQL-F
8	WJBT-F	B	75 / 5.5	5.6	5.8	7.0	5.8	6.0	1132 / 12.7	13.0	13.0	D	WJBT-F
9	WOKV	N/T	67 / 4.9	3.5	4.4	5.1	5.0	4.5	894 / 10.0	7.6	11.0	F	WOKV
10	WROO-F	C	66 / 4.9	5.7	5.6	4.9	5.3	5.3	1143 / 12.8	13.5	13.1	F	WROO-F
11	WZAZ	B/G	49 / 3.6	2.8	3.0	2.8	3.5	3.1	658 / 7.4	6.5	5.3	A	WZAZ
12	WMXQ-F	AC	44 / 3.2	3.1	3.0	3.3	2.8	3.2	813 / 9.1	9.3	9.5	D	WMXQ-F
13	WFSJ-F	J	29 / 2.1	3.4	2.3	3.0	2.5	2.7	580 / 6.5	7.0	7.7	C	WFSJ-F
14	WWRR-F	CL HITS	22 / 1.8	1.5	1.6	1.5	2.1	1.6	487 / 5.5	5.9	7.1	B	WWRR-F
15	WBWL	SPRTS	20 / 1.5	0.8	1.1	2.1	1.8	1.4	369 / 4.1	2.9	5.2	B	WBWL
16	WBGH-F	CL AOR	19 / 1.4	1.4	1.1	1.3	1.2	1.3	383 / 4.3	4.5	4.2	A	WBGH-F

12+ FM Share (Metro): 84.57% (965 of 1141) (Summer 98: 83.16%)

Teens	18-34	18-49	25-49	25-54	35+	12+ AMD	12+ Mid	12+ PMD	12+ Eve	12+ Wknd
1 WAPE-F	1 WFYV-F <	1 WFYV-F	1 WFYV-F	1 WFYV-F <	1 WSOL-F <	1 WFYV-F >	1 WAPE-F	1 WAPE-F	1 WSOL-F	1 WAPE-F
2 WJBT-F	2 WAPE-F	2 WAPE-F <	2 WSOL-F <	2 WSOL-F	2 WKQL-F <	2 WSOL-F <	2 WOKV <	2 WSOL-F	2 WJBT-F <	2 WSOL-F <
3 WPLA-F >>>	3 WPLA-F <	3 WSOL-F	3 WAPE-F >	3 WAPE-F	3 WQIK-F <	3 WAPE-F <	3 WFYV-F <	3 WQIK-F <	3 WAPE-F	3 WJBT-F <
	4 WJBT-F	4 WPLA-F	4 WEJZ-F <	4 WQIK-F <	4 WOKV <	4 WQIK-F	4 WQIK-F <	4 WFYV-F	4 WEJZ-F <	4 WPLA-F <
	5 WSOL-F	5 WJBT-F <	5 WQIK-F <	5 WKQL-F <	5 WEJZ-F <	5 WEJZ-F <	5 WSOL-F <	4 WPLA-F <	5 WPLA-F <	5 WFYV-F <
	6 WQIK-F <	6 WQIK-F <	6 WPLA-F <	6 WEJZ-F	6 WFYV-F <	6 WKQL-F <	6 WEJZ-F <	6 WEJZ-F <	6 WFYV-F	6 WQIK-F <
		7 WEJZ-F <	7 WKQL-F	7 WPLA-F	7 WAPE-F <	7 WROO-F	7 WKQL-F	7 WJBT-F <	7 WROO-F <	7 WKQL-F <
		8 WROO-F <	8 WROO-F	8 WROO-F	8 WZAZ	8 WPLA-F	8 WPLA-F	8 WKQL-F	8 WZAZ <	8 WEJZ-F <
		9 WKQL-F	9 WMXQ-F	9 WMXQ-F <	9 WROO-F	9 WJBT-F <	9 WJBT-F <	9 WROO-F <	9 WOKV	9 WZAZ <
				10 WOKV	10 WMXQ-F	10 WOKV	10 WROO-F	10 WOKV		10 WROO-F

Wom 18-24	Wom 18-34	Wom 25-34	Wom 18-49	Wom 25-54	Men 18-24	Men 18-34	Men 25-34	Men 18-49	Men 25-54	12+ Ovrnite
1 WAPE-F	1 WAPE-F >	1 WAPE-F >	1 WAPE-F >	1 WAPE-F	1 WFYV-F <	1 WFYV-F	1 WFYV-F >	1 WFYV-F >	1 WFYV-F >	1 WSOL-F
2 WJBT-F	2 WJBT-F <	2 WSOL-F <	2 WSOL-F	2 WSOL-F	2 WPLA-F	2 WPLA-F	2 WPLA-F	2 WSOL-F	2 WSOL-F >	2 WPLA-F
3 WROO-F >	3 WPLA-F	3 WEJZ-F <	3 WEJZ-F	3 WEJZ-F	2 WJBT-F >>	3 WJBT-F >	3 WJBT-F	3 WPLA-F	3 WQIK-F <	3 WOKV
4 WQIK-F	3 WSOL-F <	4 WPLA-F	4 WFYV-F <	4 WKQL-F <	4 WAPE-F	4 WAPE-F <	4 WSOL-F	4 WAPE-F <	4 WAPE-F <	3 WAPE-F
4 WPLA-F	5 WEJZ-F	5 WFYV-F	5 WKQL-F <	5 WFYV-F <	5 WSOL-F	4 WQIK-F	4 WQIK-F	5 WJBT-F	5 WOKV <	5 WROO-F
4 WKQL-F	6 WFYV-F <	6 WQIK-F	6 WQIK-F <	6 WQIK-F	6 WQIK-F >	4 WAPE-F >	4 WAPE-F >	6 WQIK-F	6 WKQL-F <	6 WKQL-F <
	7 WROO-F	6 WMXQ-F	7 WPLA-F <	7 WMXQ-F <		7 WEJZ-F	7 WROO-F	7 WROO-F	7 WROO-F <	7 WROO-F <
	7 WQIK-F	6 WJBT-F >	8 WROO-F	8 WPLA-F <			8 WOKV	8 WOKV	8 WPLA-F	8 WPLA-F
			8 WJBT-F <						9 WJBT-F <	9 WJBT-F <
									10 WMXQ-F	10 WMXQ-F

Other Rated Stations				Metro Share	Cume Rating	TSA AQH Cume	Other Rated Stations--Outside Market				Metro Share	Cume Rating	TSA AQH Cume
WCGL	REL	1360	Jacksonville	0.6	2.2		WFKS-F	AC/CHR	99.9	Palatka	0.7	3.2	
WJAX	ST	1220	Arlington	0.4	0.7								
WJGR	T	1320	Jacksonville	0.6	1.9								
WJQR-F	C	105.5	St. Augustine Bch.	0.7	1.0								
WJXR-F	T	92.1	Maccleddy	0.4	2.0								
WNZS	SPRTS	930	Jacksonville	0.7	2.9								
WSVE	B/G	1280	Jacksonville	0.7	1.7								

JACKSONVILLE

Consolidation Report	12+	25-54	Revenue
Clear Channel WFSJ-FM, WJBT-FM, WNZS-AM, WPLA-FM, WQIK-FM, WROO-FM, WSOL-FM	34.1 %	33.7 %	38.9 %
Cox Radio, pend. WAPE-FM, WBWL-AM, WFYV-FM, WKQL-FM, WMXQ-FM, WOKV-AM	32.8 %	37.3 %	46.4 %
Renda WEJZ-FM, WWRR-FM	8.0 %	8.4 %	11.6 %
	74.9 %	79.4 %	96.9 %

AM Stations

Station	Power	Time	Genre	Company	Revenue	Owner	Notes
WBWL	600	5 kw (DA-2)	Sports	AMFM	\$ NA	Mc-Guild	Cox Radio, pend.
WOKV	690	50 kw/10 kw (DA-N)	News/Talk	CBS, AMFM	\$53.00	Mc-Guild	Cox Radio, pend.
WZAZ	1400	1 kw	Black Gospel	ABC	\$15.00	Eastman	In Trust

FM Stations

Station	Frequency	Power	Genre	Company	Revenue	Owner	Notes
WAPE	95.1	100 kw @ 984	CHR		\$82.00	Christal	Cox Radio, pend.
WBGB	106.5	6 kw @ 328	Classic AOR	Westwd	\$ NA	Clr Chnl	Concord Ponte Verde
WEJZ	96.1	100 kw @ 984	Soft AC		\$80.00	Katz	Renda
WFSJ	97.9	50 kw @ 482	Jazz		\$22.00	Clr Chnl	Clear Channel St. Augustine
WFYV	104.5	100 kw @ 1014	AOR		\$115.00	Christal	Cox Radio, pend.
WJBT	92.7	6 kw @ 300	Black		\$39.00	Eastman	Clear Channel Green Cove Springs
WKQL	96.9	100 kw @ 1014	Oldies	AP	\$59.00	Christal	Cox Radio, pend.
WMXQ	102.9	100 kw @ 1014	AC		\$56.00	Christal	Cox Radio, pend.
WPLA	93.3	50 kw @ 463	AOR-New Rock		\$40.00	Clr Chnl	Clear Channel Callahan
WQIK	99.1	100 kw @ 1014	Country	ABC	\$125.00	Eastman	Clear Channel
WROO	107.3	100 kw @ 705	Country		\$60.00	Clr Chnl	Clear Channel
WSOL	101.5	100 kw @ 1463	Black AC	ABC	\$48.00	Eastman	Clear Channel Brunswick, GA
WWRR	100.7	36 kw @ 1463	Classic Hits		\$ NA	---	Renda

Notes: 9/99 WBGB-F changed from Classic AOR to Contemporary Christian (REL-CC) near the end of the survey period . . . 10/99 AMFM and Clear Channel announced plans to merge

JOHNSON CITY-KINGSPORT-BRISTOL

Arbitron Rank	94 Pop (12+)	398,900	Stations	29 / 24	Last Year's Revenue:	\$15,000,000
MSA Rank:		110	Diaries:	1,482 / 269:1 / 52.6%	Household Income:	\$32,717
MSA Pop:		464,000	Sample Target:	1,470	Total Retail Sales:	\$4.1 Bil.
DMA:		92	% Below Line:	4.4	#1 Biller:	WXBQ-AF \$5,000,000
Average Persons Rating:		14.1	% Not Listed:	11.7	#1 Billing Portfolio	
Market TSL in Hours		19.25	Pop per Station:	16,621		Bristol \$5,710,000

12+ Metro	Format	Summer 99 1/4 Share	Spg 99	Win 99	Fall 98	Sum 98	4-Book Avg	12+ Metro Cume / Rtg.	Spg 99	Sum 98	12+ TSA AQH / Cume	Revenue Level
1	WXBQ-F	115 / 20.4	21.2	23.6	24.7	23.3	22.5	1372 / 34.4	36.9	38.2		G WXBQ-F
2	WQUT-F	76 / 13.5	11.5	9.3	13.4	10.8	11.9	949 / 23.8	22.0	22.6		D WQUT-F
3	WAEZ-F	61 / 10.8	10.6	10.6	10.4	11.9	10.6	978 / 24.5	22.7	25.6		B WAEZ-F
4	WTFM-F	55 / 9.8	10.4	9.7	8.9	8.4	9.7	846 / 21.2	21.5	21.0		D WTFM-F
5	WKOS-F	32 / 5.7	4.2	5.0	3.7	5.5	4.6	524 / 13.1	11.2	12.8		B WKOS-F
6	WRZK-F	27 / 4.8	4.2	3.6	3.1	2.7	3.9	437 / 10.9	11.1	8.2		A WRZK-F
7	WGOC	20 / 3.5	4.5	4.1	4.5	3.5	4.2	294 / 7.4	7.4	7.4		A WGOC
8	WJCW	17 / 3.0	3.7	3.4	2.6	3.3	3.2	349 / 8.8	9.5	8.7		B* WJCW
9	WKPT	10 / 1.8	1.6	2.1	1.9	2.4	1.8	128 / 3.2	4.8	4.7		WKPT
10	WIVK-F	8 / 1.4	1.6	0.9	1.6	0.7	1.4	181 / 4.5	3.1	2.8		WIVK-F

12+ FM Share (Metro): 83.53% (416 of 498) (Summer 98: 81.68%)

Teens	18-34	18-49	25-49	25-54	35+	12+ AMD	12+ Mid	12+ PMD	12+ Eve	12+ Wknd
1 WAEZ-F >>>	1 WQUT-F	1 WXBQ-F	1 WXBQ-F	1 WXBQ-F >	1 WXBQ-F >>	1 WXBQ-F	1 WXBQ-F >	1 WXBQ-F >	1 WXBQ-F	1 WXBQ-F
2 WQUT-F	2 WXBQ-F <	2 WQUT-F >	2 WQUT-F >	2 WQUT-F	2 WQUT-F <	2 WQUT-F >	2 WQUT-F <	2 WTFM-F <	2 WAEZ-F	2 WQUT-F
3 WRZK-F	3 WAEZ-F >	3 WAEZ-F <	3 WTFM-F	3 WTFM-F	3 WTFM-F	3 WAEZ-F	3 WTFM-F	3 WQUT-F <	3 WQUT-F	3 WAEZ-F >
4 WXBQ-F	4 WRZK-F <	4 WTFM-F >	4 WAEZ-F >	4 WAEZ-F	4 WKOS-F >	4 WTFM-F >	4 WAEZ-F >	4 WAEZ-F >	4 WTFM-F	4 WTFM-F
	5 WTFM-F >>>	5 WRZK-F		5 WKOS-F >	5 WAEZ-F	5 WKOS-F	5 WKOS-F	5 WKOS-F	5 WKOS-F <	5 WKOS-F <
					5 WGOC <	6 WGOC	6 WJCW <	6 WRZK-F >		6 WRZK-F
										7 WGOC >

Wom 18-24	Wom 18-34	Wom 25-34	Wom 18-49	Wom 25-54	Men 18-24	Men 18-34	Men 25-34	Men 18-49	Men 25-54	12+ Ovrmt
1 WAEZ-F >	1 WAEZ-F	1 WXBQ-F	1 WXBQ-F >	1 WXBQ-F >	1 WQUT-F	1 WQUT-F >>	1 WQUT-F	1 WQUT-F >	1 WQUT-F <	1 WXBQ-F >
2 WXBQ-F	2 WXBQ-F >	2 WAEZ-F	2 WAEZ-F <	2 WTFM-F	2 WRZK-F >	2 WRZK-F <	2 WXBQ-F >	2 WXBQ-F >	2 WXBQ-F >>	2 WAEZ-F
3 WQUT-F >	3 WQUT-F	3 WTFM-F	3 WTFM-F >	3 WAEZ-F	3 WAEZ-F >>	3 WXBQ-F	3 WRZK-F	3 WRZK-F <	3 WTFM-F	3 WQUT-F >>>
4 WTFM-F >>	4 WTFM-F >>	4 WQUT-F >>	4 WQUT-F	4 WQUT-F	4 WQUT-F	4 WAEZ-F >	4 WTFM-F	4 WTFM-F >	4 WKOS-F <	
				5 WKOS-F >>>			4 WAEZ-F >>	5 WAEZ-F >>	5 WAEZ-F	

Other Rated Stations				Metro Share	Cume Rating	TSA AQH Cume	Other Rated Stations--Outside Market				Metro Share	Cume Rating	TSA AQH Cume
WABN-F	CHR	92.7	Abingdon, VA	0.5	2.0	WAXM-F	C	93.5	Big Stone Gap, VA	0.5	1.5		
WBEJ	C	1240	Elizabethton	0.9	1.9	WIMZ-F	AOR	103.5	Knoxville	1.1	4.4		
WEMB	C	1420	Erwin	0.5	0.8	WMIT-F	REL	106.9	Black Mountain, NC	0.9	3.1		
WETB	G	790	Johnson City	1.1	2.7	WMYU-F	O	102.1	Sevierville, TN	0.5	1.3		
WEYE-F	C	104.3	Surgoinsville	0.5	2.2								
WIKQ-F	C	94.9	Greenville	0.9	3.4								
WJDT-F	C	106.5	Rogersville	0.4	1.2								
WKIN	T	1320	Kingsport	0.5	1.8								
WKTP	ST/EZ	1590	Jonesborough	0.2	0.6								
WMEV-F	C	93.9	Marion, VA	1.1	4.4								
WPWT	T	870	Colonial Heights	0.5	1.1								
WRGS	C	1370	Rogersville	0.7	1.3								
WXBQ	T	980	Bristol, VA	0.9	3.2								
WXIS-F	CHR	103.9	Erwin	1.1	5.4								
WZAP	REL	690	Bristol, VA	0.9	2.1								

JOHNSON CITY-KINGSPORT-BRISTOL

Consolidation Report	12+	25-54	Revenue
Bloomington WJCW-AM, WKIN-AM, WKOS-FM, WQUT-FM	22.7 %	25.9 %	26.7 %
Bristol, pend. WAEZ-FM, WEZG-FM, WXBQ-AM, WXBQ-FM	32.1 %	33.5 %	38.1 %
Holston Valley WKPT-AM, WKTP-AM, WMEV-FM, WOPI-AM, WTFM-FM	12.8 %	13.1 %	18.0 %
	67.7 %	72.5 %	82.8 %

AM Stations

WGOC	640	10 kw/0.81 kw (DA-N)	Classic Country	Westwd, CNN	\$ NA	Roslin		Blountville
WJCW	910	5 kw/1 kw (DA-N)	News/Talk	CBS, Westwd	\$20.00	Katz	Bloomington	
WKPT	1400	1 kw	Standards/EZ List	ABC	\$<20.00	Eastman	Holston Valley	

FM Stations

WAEZ	99.3	3.6 kw @ 810	CHR		\$<20.00	Christal	Bristol	Elizabethton
WKOS	104.9	2.75 kw @ 492	Oldies	Westwd	\$<20.00	Katz	Bloomington	
WQUT	101.5	100 kw @ 1499	AOR/Classic AOR	Westwd, CNN	\$52.00	Katz	Bloomington	
WRZK	105.9	1.5 kw @ 1296	AOR	ABC	\$ NA	Eastman		Colonial Hts.
WTFM	98.5	100 kw @ 1260	AC	ABC	\$50.00	Eastman	Holston Valley	
WXBQ	96.9	75 kw @ 2240	Country	ABC	\$91.00	Christal	Bristol	

Notes: * WJCW revenue level includes WKIN revenue . . . WRZK-F is LMA'd to Holston Valley . . . WIVK-F -- See Knoxville . . . 9/99 WABN-AF (Abingdon, VA) sold to Bristol (price NA); reportedly, litigation has been filed to block the sale . . . 10/99 WEZG-F (99.3; Jefferson City, TN) sold to Bristol for \$300,000. WEZG-F simulcasts Bristol's WAEZ-F . . . 11/99 WEYE-F (104.3; Surgoinsville) sold to WMCH (1260) for \$403,000

FORMAT CODES

AC - Adult Contemporary	J - Jazz and New Adult Contemporary
AC-NR - Modern AC	KIDS - Children's
AOR - Album Oriented Rock	N - News
AOR-NR - New Rock	O - Oldies (50's & 60's)
AOR-P - Progressive AOR	REL - Religion, Christian
B - Black (audience 75%+ Black)	REL-CC - Contemporary Christian
B/AC - Black Adult Contemporary	SAC - Soft Adult Contemporary
B/G - Black Gospel	SP - Hispanic/Spanish
B/O - Black Oldies	SP-C - Hispanic Contemporary
BIZ - Business News & Talk	SP-NT - Hispanic News/Talk/Information
C - Country	SP-R - Hispanic-Regional
C/O - Classic Country	SP-TP - Hispanic-Tropical
CHR - Contemporary Hit Radio, Top 40	SP-VA - Hispanic Variety
CL - Classical	SP-TJ - Tejano
CL AOR - Classic AOR, Classic Rock	SPRTS - Sports
CL HITS - Classic Hits/70's Oldies	ST - Standards, Big Band, Nostalgia
E - Ethnic (usually Foreign Lang.)	T - Talk
EZ - Easy Listening, Beautiful Music	U - Urban (majority of audience is non-white)
FS - Full Service	VA - Variety
G - Gospel	? - Others or Unknown

REVENUE LEVEL CODES

A - Less than \$500,000	E - \$3,000,000 to \$3,999,999	I - \$10,000,000 to \$14,999,999
B - \$500,000 to \$999,999	F - \$4,000,000 to \$4,999,999	J - \$15,000,000 to \$19,999,999
C - \$1,000,000 to \$1,999,999	G - \$5,000,000 to \$6,999,999	K - \$20,000,000 to \$29,999,999
D - \$2,000,000 to \$2,999,999	H - \$7,000,000 to \$9,999,999	L - \$30,000,000+

KANSAS CITY

Arbitron Rank	30 Pop (12+)	1,402,100	Stations	26 / 25	Last Year's Revenue:	\$78,500,000
MSA Rank:	29		Diaries:	2,576 / 544:1 / 51.8%	Household Income:	\$47,714
MSA Pop:	1,740,000		Sample Target:	2,660	Total Retail Sales:	\$18.2 Bil.
DMA:	33		% Below Line:	1.4	#1 Biller:	KCFX-F \$9,800,000
Average Persons Rating:	16.6		% Not Listed:	10.1	#1 Billing Portfolio	
Market TSL in Hours	20.25		Pop per Station:	56,084	Entercom	\$26,300,000

12+ Metro	Format	Summer 99 1/4 Share	Spg 99	Win 99	Fall 98	Sum 98	4-Book Avg	12+ Metro Cume / Rtg.	Spg 99	Sum 98	12+ TSA AQH / Cume	Revenue Level	
1	KMXV-F	CHR	152 / 7.2	8.5	5.7	6.5	7.1	7.0	3338 / 23.8	25.6	21.4	H	KMXV-F
2	KQRC-F	AOR	143 / 6.8	7.4	6.1	5.3	4.9	6.4	1974 / 14.1	17.0	11.9	F	KQRC-F
3	KBEQ-F	C	140 / 6.6	4.4	4.4	4.4	4.8	5.0	2038 / 14.5	11.8	12.5	G	KBEQ-F
4	WDAF	C/FS	138 / 6.5	6.2	7.1	6.5	6.9	6.6	1658 / 11.8	10.6	12.2	E	WDAF
5	KPRS-F	B	133 / 6.3	6.3	7.5	9.3	9.0	7.3	1725 / 12.3	12.4	13.6	G*	KPRS-F
6	KMBZ	N/T	115 / 5.4	6.1	5.9	5.4	5.6	5.7	2000 / 14.3	15.2	14.4	G	KMBZ
7	KFKF-F	C	110 / 5.2	4.6	6.8	7.2	5.6	6.0	2080 / 14.8	13.5	13.7	H	KFKF-F
8	KYYS-F	CL AOR	106 / 5.0	4.4	4.5	4.9	4.3	4.7	1380 / 9.8	11.4	10.6	F	KYYS-F
9	KCMO-F	O	105 / 5.0	4.6	4.3	4.6	4.6	4.6	1917 / 13.7	14.0	14.4	G	KCMO-F
10	KUDL-F	SAC	101 / 4.8	5.4	5.4	5.4	4.9	5.2	2018 / 14.4	15.5	14.3	G	KUDL-F
11	KCFX-F	CL AOR	91 / 4.3	4.9	4.6	5.9	5.5	4.9	2060 / 14.7	14.7	19.5	H	KCFX-F
12	KNRX-F	B/AC	77 / 3.6	2.6	2.8	2.0	2.0	2.8	1192 / 8.5	6.9	8.0	C	KNRX-F
13	KSRC-F	AC	73 / 3.5	3.3	3.4	2.8	3.7	3.2	1448 / 10.3	10.7	13.6	D	KSRC-F
14	KCIY-F	J	72 / 3.4	3.8	3.3	4.1	5.1	3.7	1247 / 8.9	9.2	11.5	D	KCIY-F
15	KXTR-F	CL	64 / 3.0	3.6	3.3	2.8	2.5	3.2	1007 / 7.2	8.5	6.9	C	KXTR-F
16	KCMO	T	63 / 3.0	3.4	2.9	3.6	3.8	3.2	1158 / 8.3	9.6	9.7	D	KCMO
17	KCHZ-F	CHR	59 / 2.8	3.1	2.4	1.9	2.1	2.5	1842 / 13.1	13.5	9.3		KCHZ-F
18	KCTE	SPRTS	40 / 1.9	1.5	2.2	1.4	0.9	1.7	514 / 3.7	3.0	2.2		KCTE
19	KLZR-F	AOR-NR	30 / 1.4	1.7	1.3	0.7	0.8	1.3	775 / 5.5	6.5	4.2		KLZR-F
20	KPRT	B/G	25 / 1.2	1.6	1.9	1.2	1.5	1.5	402 / 2.9	3.4	3.0	*	KPRT

12+ FM Share (Metro): 77.74% (1470 of 1891) (Summer 98: 75.23%)

Teens	18-34	18-49	25-49	25-54	35+	12+ AMD	12+ Mid	12+ PMD	12+ Eve	12+ Wknd
1 KMXV-F >	1 KQRC-F >	1 KQRC-F	1 KYYS-F <	1 KYYS-F <	1 WDAF	1 WDAF <	1 KMXV-F <	1 KMXV-F	1 KPRS-F	1 KMXV-F <
2 KCHZ-F <	2 KMXV-F <	2 KMXV-F <	2 KMXV-F <	2 KBEQ-F <	2 KMBZ	2 KQRC-F	2 KQRC-F <	2 KBEQ-F <	2 KMXV-F <	2 WDAF
3 KPRS-F >>	3 KBEQ-F <	3 KBEQ-F	2 KBEQ-F <	3 KQRC-F <	3 KCMO-F <	3 KBEQ-F <	3 KQRC-F	3 KMBZ <	3 KMBZ	2 KBEQ-F
4 KLZR-F	4 KPRS-F	4 KYYS-F <	4 KQRC-F	4 KMXV-F <	4 KFKF-F	4 KFKF-F <	4 KCMO-F <	4 KPRS-F <	4 KBEQ-F	4 KPRS-F <
5 KYYS-F >	5 KPRS-F	5 KPRS-F	5 KPRS-F <	5 KFKF-F <	5 KUDL-F <	5 KYYS-F <	5 WDAF	5 KFKF-F <	5 KUDL-F	5 KCFX-F <
6 KCFX-F	6 KCFX-F <	6 KCFX-F <	6 KPRS-F <	6 KBEQ-F	6 KBEQ-F	6 KPRS-F <	5 KBEQ-F <	6 KYYS-F <	6 KQRC-F <	6 KFKF-F <
7 KFKF-F	7 KFKF-F <	7 KFKF-F <	7 KCMO-F	7 KXTR-F <	7 KXTR-F <	7 KMXV-F	7 KYYS-F <	7 KUDL-F <	7 KNRX-F <	7 KQRC-F
7 KSRC-F <	8 KUDL-F	8 KUDL-F <	7 KUDL-F <	8 KCMO <	8 KCMO-F	8 KPRS-F <	8 KCMO-F <	8 KCHZ-F	8 KCMO-F <	8 KCHZ-F
9 KUDL-F	9 KCMO-F	9 KCMO-F	9 KCFX-F	9 KNRX-F <	8 KMBZ <	9 KUDL-F <	9 KMBZ	9 KFKF-F	9 KFKF-F	9 KUDL-F <
	10 KSRC-F <	10 KSRC-F <	10 KSRC-F <		10 KUDL-F	10 KFKF-F <	9 WDAF <	9 WDAF <	9 KXTR-F	10 KNRX-F <

Wom 18-24	Wom 18-34	Wom 25-34	Wom 18-49	Wom 25-54	Men 18-24	Men 18-34	Men 25-34	Men 18-49	Men 25-54	12+ Ovrnite
1 KQRC-F	1 KMXV-F <	1 KMXV-F	1 KMXV-F	1 KUDL-F	1 KQRC-F >>	1 KQRC-F >	1 KQRC-F	1 KQRC-F <	1 KYYS-F	1 KCMO <
2 KMXV-F >	2 KQRC-F	2 KBEQ-F <	2 KUDL-F	2 KMXV-F	2 KBEQ-F	2 KBEQ-F <	2 KYYS-F	2 KYYS-F	2 KBEQ-F <	2 KPRS-F
3 KPRS-F	3 KBEQ-F	3 KQRC-F <	2 KQRC-F <	3 KFKF-F <	3 KMXV-F	3 KYYS-F	3 KBEQ-F	3 KBEQ-F	3 KQRC-F <	3 KBEQ-F
4 KBEQ-F	3 KPRS-F	4 KPRS-F	4 KPRS-F <	4 KPRS-F <	3 KPRS-F >	4 KPRS-F <	4 KPRS-F <	4 KCFX-F	4 KCFX-F <	4 KQRC-F <
5 KCFX-F	5 KUDL-F	5 KUDL-F	5 KBEQ-F <	5 KBEQ-F <	5 KYYS-F >	5 KMXV-F >	5 KMXV-F	5 KMXV-F <	5 KMBZ	5 WDAF
6 KCFX-F <	6 KYYS-F	6 KFKF-F	6 KFKF-F	6 KQRC-F	6 KCFX-F	6 KCFX-F	6 KPRS-F <	6 KCMO-F	6 KCMO-F	5 KFKF-F
7 KYYS-F <	7 KCFX-F	7 KCFX-F	7 KCMO-F <	7 KCMO-F <	7 KSRC-F	7 KSRC-F	6 KSRC-F	7 KMBZ	7 KMXV-F	
	7 KCHZ-F	8 KCFX-F	8 KCFX-F	8 KSRC-F <			8 KMBZ	8 KCTE <	7 KPRS-F <	
		8 KYYS-F <	8 KYYS-F <	9 KYYS-F				9 KCMO-F <	9 KFKF-F <	
				10 KCIY-F <				10 KFKF-F <	10 KCTE	

Other Rated Stations		Metro Share	Cume Rating	TSA AQH Cume
KCCV	REL 760	Overland Park, KS	0.4	1.0
KCCV-F	REL 92.3	Olathe, KS	0.7	2.6
KFEZ	ST 1340	Kansas City, KS	0.6	1.7
KPHN	N/T 1190	Kansas City	0.9	2.3
WHB	C/FARM 810	Kansas City	0.4	2.0

KANSAS CITY

Consolidation Report	12+	25-54	Revenue
CBS/Infinity KBEQ-FM, KFKF-FM, KMXV-FM, KSRC-FM	22.5 %	24.2 %	28.3 %
Entercom (to be divested) KCFX-FM, KCMO-AM, KCMO-FM	12.3 %	13.5 %	22.7 %
Entercom, pend. KCIY-FM, KKGm-AM, KMBZ-AM, KQRC-FM, KUDL-FM, KXTR-FM, KYYS-FM, WDAF-AM	34.9 %	33.3 %	34.3 %
Local - 1 KFEZ-AM, KPHN-AM	1.5 %	0.8 %	1.1 %
Local - 2 KCTE-AM, WHB-AM	2.3 %	2.8 %	%
Syncom KCHZ-FM, KNRX-FM	6.4 %	6.1 %	1.7 %
	79.9 %	80.7 %	88.1 %

AM Stations

Station	Freq	Power	Day	Format	Parent	Revenue	Agency	Comments
KCMO	710	10kw/5 kw	(DA-2)	Talk	CBS, WW1, ABC	\$40.00	D&R	Entercom
KCTE	1510	10 kw	(DA, Days)	Sports	1-on-1	\$16.00	—	WHB, pend. Independence, MO
KMBZ	980	5 kw	(DA-N)	News/Talk	ABC, SBUSA, CBS	\$67.00	Sentry	Entercom
KPRT	1590	1 kw/0.047 kw		Black Gospel	CNN, AURN	\$20.00	Eastman	KPRS-F
WDAF	610	5 kw		Country/Full Service	ABC	\$89.00	D&R	Entercom

FM Stations

Station	Freq	Power	Format	Parent	Revenue	Agency	Comments
KBEQ	104.3	100 kw @ 987	Country	ABC	\$104.00	Eastman	CBS/Infinity
KCFX	101.1	97 kw @ 994	Classic AOR	Westwd	\$147.00	Christal	Entercom, pend. Harrisonville, MO
KCHZ	95.7	99 kw @ 984	CHR		\$ NA	—	Syncom Ottawa, KS
KCIY	106.5	100 kw @ 981	Jazz		\$57.00	Allied	Entercom, pend. Liberty
KCMO	94.9	100 kw @ 1057	Oldies		\$70.00	Sentry	Entercom
KFKF	94.1	100 kw @ 995	Country		\$140.00	Eastman	CBS/Infinity
KMXV	93.3	100 kw @ 1056	CHR		\$71.00	Katz	CBS/Infinity
KNRX	107.3	100 kw @ 1184	Black AC	ABC	\$35.00	Lotus	Syncom Lexington, MO
KPRS	103.3	100 kw @ 995	Black	AURN, ABC, WW1	\$79.00	Interep	KPRT
KQRC	98.9	100 kw @ 1057	AOR	ABC	\$77.00	Mc-Guild	Entercom, pend. Leavenworth, KS
KSRC	102.1	100 kw @ 1000	AC		\$87.00	Katz	CBS/Infinity
KUDL	98.1	100 kw @ 995	Soft AC	AP	\$70.00	D&R	Entercom
KXTR	96.5	100 kw @ 984	Classical		\$51.00	Mc-Guild	Entercom, pend.
KYYS	99.7	100 kw @ 1010	Classic AOR		\$67.00	D&R	Entercom

Notes: * KPRT revenue included in KPRS-FM revenue level . . . 7/99 KKGm (1250) changed from Black Gospel to Sports as "The Game" . . . 8/99 Entercom announced that to meet market station ownership limits, it would divest KCMO, KCMO-FM and KCFX-FM, but possibly would transfer KCFX-F's broadcast rights for the Chiefs to another station. . . 10/99 KUPN (1480) changed from simulcasting Classical KXTR-F to Hispanic-Regional . . . 9/99 WHB sold by Kanza, Inc. to Union Broadcasting (KCTE) for \$8,000,000 . . . 9/99 KKLO (1410; Leavenworth, KS) sold to New Life Evangelistic Center for \$1,300,000 . . . 10/99 KCTE's Sports format moved to WHB; KCTE changed from Sports to Hispanic

KNOXVILLE

Arbitron Rank 69 **Pop (12+)** 565,400
MSA Rank: 81
MSA Pop: 666,000
DMA: 63
Average Persons Rating: 14.9
Market TSL in Hours 20.00

Stations 24 / 22
Diaries: 1,634 / 346:1 / 51.0%
Sample Target: 1,690
% Below Line: 0.8
% Not Listed: 13.3
Pop per Station: 25,700

Last Year's Revenue: \$28,600,000
Household Income: \$37,168
Total Retail Sales: \$8.7 Bil.
#1 Biller: WIVK-F \$10,000,000
#1 Billing Portfolio
 Dick \$12,600,000

12+ Metro	Format	Summer 99 1/4 Share	Spg 99	Win 99	Fall 98	Sum 98	4-Book Avg	12+ Metro Cume / Rtg.	Spg 99	Sum 98	12+ TSA AQH / Cume	Revenue Level
1	WIVK-F	184 / 21.9	21.6	22.2	23.6	22.4	22.3	2041 / 36.1	34.6	37.5	I	WIVK-F
2	WJXB-F	88 / 10.5	10.1	10.0	13.0	9.5	10.9	995 / 17.6	19.5	19.9	F	WJXB-F
3	WWST-F	76 / 9.0	9.2	7.9	7.2	8.4	8.3	1286 / 22.7	22.4	21.6	C	WWST-F
4	WMYU-F	58 / 6.9	6.9	5.2	5.6	6.8	6.2	877 / 15.5	16.8	16.1	D	WMYU-F
5	WIMZ-F	45 / 5.4	6.1	7.1	6.5	6.9	6.3	754 / 13.3	15.9	17.6	F	WIMZ-F
6	WNFZ-F	38 / 4.5	4.4	4.0	2.4	2.5	3.8	604 / 10.7	10.6	9.2	A	WNFZ-F
7	WOKI-F	36 / 4.3	3.2	4.0	4.3	5.5	3.9	660 / 11.7	10.9	13.3	C	WOKI-F
8	WJBZ-F	31 / 3.7	2.0	3.8	3.7	2.7	3.3	421 / 7.5	6.0	6.3		WJBZ-F
9	WSMJ-F	29 / 3.5	2.2	3.0	2.9	4.5	2.9	329 / 5.8	6.5	11.4	B	WSMJ-F
10	WNOX	24 / 2.9	4.2	5.8	4.4	4.0	4.3	483 / 8.5	9.4	9.7	D*	WNOX
11	WQBB	21 / 2.5	1.5	2.3	2.2	1.9	2.1	210 / 3.7	2.7	3.9	A	WQBB
12	WQIX-F	18 / 2.1	2.6	2.6	2.1	3.2	2.4	344 / 6.1	6.6	8.1	A	WQIX-F
13	WTXM-F	13 / 1.5	2.4	1.4	0.4	0.8	1.4	449 / 7.9	9.0	3.1		WTXM-F
14	WRJZ	12 / 1.4	1.4	1.0				248 / 4.4	3.8			WRJZ
14	WNOX-F	12 / 1.4	2.5	2.3	2.0	1.7	2.1	309 / 5.5	6.8	4.6	*	WNOX-F
16	WKGN	10 / 1.2	2.1	0.7	1.9	2.2	1.5	138 / 2.4	3.1	3.2		WKGN

12+ FM Share (Metro): 89.15% (649 of 728) (Summer 98: 89.08%)

Teens	18-34	18-49	25-49	25-54	35+	12+ AMD	12+ Mid	12+ PMD	12+ Eve	12+ Wknd
1 WWST-F >>>	1 WIVK-F	1 WIVK-F >	1 WIVK-F >	1 WIVK-F >	1 WIVK-F >>	1 WIVK-F >>>	1 WIVK-F >	1 WIVK-F >>	1 WIVK-F <	1 WIVK-F >>
2 WNFZ-F >	2 WWST-F	2 WJXB-F	2 WJXB-F >	2 WJXB-F >	2 WJXB-F	2 WJXB-F	2 WJXB-F >	2 WJXB-F >	2 WWST-F	2 WWST-F
3 WIVK-F >	3 WNFZ-F	3 WWST-F	3 WIMZ-F <	3 WMYU-F	3 WMYU-F >	3 WWST-F <	3 WWST-F	3 WWST-F	3 WJXB-F >	3 WMYU-F <
4 WJXB-F	4 WIMZ-F	4 WWST-F <	4 WIMZ-F <	4 WJBZ-F	4 WJBZ-F	4 WIMZ-F <	4 WMYU-F	4 WMYU-F >	4 WMYU-F	4 WJXB-F >
5 WIMZ-F >	5 WMYU-F <	5 WMYU-F	5 WWST-F	5 WIMZ-F	5 WIMZ-F	5 WMYU-F <	5 WIMZ-F	5 WIMZ-F <	5 WNFZ-F	5 WNFZ-F <
6 WOKI-F >	6 WNFZ-F	6 WOKI-F >	6 WOKI-F >	7 WSMJ-F	6 WOKI-F	6 WNFZ-F <	6 WNFZ-F <	6 WOKI-F	6 WIMZ-F <	6 WIMZ-F <
	6 WOKI-F >			7 WOKI-F	7 WOKI-F	7 WNFZ-F <	7 WOKI-F <	7 WJBZ-F <	7 WJBZ-F <	7 WJBZ-F <
				7 WQBB <	7 WNOX	8 WNOX <			8 WOKI-F <	8 WOKI-F <
									9 WSMJ-F	9 WSMJ-F

Wom 18-24	Wom 18-34	Wom 25-34	Wom 18-49	Wom 25-54	Men 18-24	Men 18-34	Men 25-34	Men 18-49	Men 25-54	12+ Ovrnite
1 WWST-F	1 WIVK-F	1 WIVK-F	1 WIVK-F	1 WIVK-F	1 WNFZ-F	1 WIVK-F <	1 WIVK-F >	1 WIVK-F >	1 WIVK-F >>	1 WIVK-F >>
2 WIVK-F >	2 WWST-F	2 WJXB-F	2 WJXB-F >	2 WJXB-F >>	2 WWST-F >	2 WNFZ-F	2 WNFZ-F <	2 WIMZ-F	2 WIMZ-F >	2 WWST-F
3 WJXB-F	3 WJXB-F	3 WWST-F >>	3 WWST-F >	3 WMYU-F	3 WIVK-F	3 WWST-F	3 WIMZ-F	3 WWST-F <	3 WOKI-F <	3 WMYU-F
4 WNFZ-F >>	4 WNFZ-F	4 WMYU-F >	4 WWST-F >>	4 WIMZ-F	4 WIMZ-F	4 WIMZ-F >	4 WWST-F >	4 WNFZ-F >	4 WMYU-F	4 WJXB-F
5 WIMZ-F	4 WOKI-F	5 WIMZ-F	5 WIMZ-F	4 WOKI-F	5 WIMZ-F	5 WOKI-F >	5 WOKI-F	5 WOKI-F >	5 WWST-F <	5 WWST-F <
6 WTXM-F	6 WTXM-F	6 WOKI-F	5 WOKI-F					6 WJXB-F <	6 WJXB-F	6 WJXB-F
6 WOKI-F								7 WMYU-F	7 WNFZ-F	7 WNFZ-F

Other Rated Stations				Metro Share	Cume Rating	TSA AQH Cume	Other Rated Stations--Outside Market				Metro Share	Cume Rating	TSA AQH Cume
WDLY-F	C	105.5	Gatlinburg	0.6	1.9	WEZG-F	CHR	99.3	Jefferson City	0.5	1.1		
WESK-F	O	105.3	Loudon	0.6	1.5	WLLJ-F	REL-CC	103.1	Etowah	0.4	0.8		
WGAP	C	1400	Maryville	0.4	1.7								
WIMZ	SPRTS	1240	Knoxville	0.6	1.4								
WLIL-F	C	93.5	Lenoir City	0.5	2.0								
WSEV	G	930	Sevierville	0.5	1.3								

KNOXVILLE

Consolidation Report	12+	25-54	Revenue
Dick WIVK-FM, WNOX-AM, WNOX-FM, WSMJ-FM	29.7 %	29.9 %	43.8 %
Journal Broadcast Group WMYU-FM, WQBB-AM, WQIX-FM, WWST-FM	20.5 %	18.2 %	17.5 %
Local WNFZ-FM, WOKI-FM	8.8 %	9.2 %	5.3 %
South Central WIMZ-AM, WIMZ-FM, WJXB-FM, WTXM-FM	18.0 %	23.3 %	30.9 %
	77.0 %	80.6 %	97.5 %

AM Stations

Station	Freq	Power	Format	Revenue	Advertiser	Agency	Buyer
WKGN	1340	1 kw	Black	AURN \$19.00	---	---	---
WNOX	990	10 kw (DA-N)	News/Talk	ABC, BNN, Westwd \$40.00	Katz	Dick	---
WQBB	1040	10 kw (Days)	Standards	CNN, ABC, WW1 \$ NA	Christal	Journal Bcst Gp	Powell
WRJZ	620	5 kw (DA-N)	Religion	USA \$ NA	Salem	Moffitt	---

FM Stations

Station	Freq	Power	Format	Revenue	Advertiser	Agency	Buyer
WIMZ	103.5	100 kw @ 1722	AOR/Classic AOR	\$67.00	Eastman	South Central	---
WIVK	107.7	91 kw @ 2054	Country	ABC \$170.00	Katz	Dick	---
WJBZ	96.3	2.9 kw @ 479	Gospel	<\$20.00	---	---	Seymour
WJXB	97.5	100 kw @ 1298	AC	\$74.00	Eastman	South Central	---
WMYU	102.1	15.1 kw @ 1979	Oldies	Westwd, AP <\$20.00	Eastman	Journal Bcst Gp	Sevierville
WNFZ	94.3	2.5 kw @ 515	AOR-New Rock	\$ NA	Eastman	WOKI-F	Oak Ridge
WNOX	99.1	6 kw @ 325	News/Talk	ABC, Westwd	Katz	Dick	Loudon
WOKI	100.3	100 kw @ 2000	Classic AOR	ABC, CBS \$44.00	Katz	WNFZ-F	Oak Ridge
WQIX	104.5	2.3 kw @ 528	Country	<\$20.00	---	Journal Bcst Gp	---
WSMJ	98.7	8 kw @ 571	Jazz	\$ NA	Katz	Dick	Oliver Springs
WTXM	95.7	3 kw @ 328	Hot AC	AP, ABC \$ NA	Regional	South Central	Maryville
WWST	93.1	2.4 kw @ 512	CHR	AP \$24.00	Eastman	Journal Bcst Gp	Karns

Notes: * WNOX revenue level includes WNOX's revenue . . . WNFZ-F is LMA'd to South Central; WOKI-F is LMA'd to Dick

LANSING

Arbitron Rank 114 Pop (12+) 369,900	Stations 19 / 13	Last Year's Revenue: \$19,000,000
MSA Rank: 114	Diaries: 1,061 / 349:1 / 53.1%	Household Income: \$45,308
MSA Pop: 451,000	Sample Target: 990	Total Retail Sales: \$5.0 Bil.
DMA: 106	% Below Line: 5.2	#1 Biller: WFMK-F \$4,850,000
Average Persons Rating: 15.1	% Not Listed: 20.3	#1 Billing Portfolio
Market TSL in Hours 19.75	Pop per Station: 28,454	Liggett \$14,650,000

12+ Metro	Format	Summer 99 1/4 Share	Spg 99	Win 99	Fall 98	Sum 98	4-Book Avg	12+ Metro Cume / Rtg.	Spg 99	Sum 98	12+ TSA AQH / Cume	Revenue Level
1	WITL-F	C 66 / 11.9	14.4	9.4	11.3	10.8	11.7	802 / 21.7	24.2	21.3		E WITL-F
2	WFMK-F	AC 56 / 10.1	8.9	9.8	11.1	10.9	10.0	755 / 20.4	19.4	23.8		F WFMK-F
3	WHZZ-F	CHR 49 / 8.8	8.2	6.8	6.2	7.6	7.5	898 / 24.3	24.6	24.6		C WHZZ-F
4	WJIM-F	O 48 / 8.6	7.8	7.4	8.9	7.5	8.2	769 / 20.8	20.7	20.4		D WJIM-F
5	WJXQ-F	AOR 41 / 7.4	6.9	6.8	6.5	5.7	6.9	722 / 19.5	16.2	16.0		C WJXQ-F
6	WMMQ-F	CL AOR 39 / 7.0	7.8	8.8	9.4	7.8	8.3	712 / 19.3	16.6	18.1		D WMMQ-F
7	WILS	ST 29 / 5.2	4.2	3.1	2.5	4.2	3.8	276 / 7.4	7.3	7.9		A WILS
8	WWDX-F	AOR-NR 28 / 5.0	4.2	4.2	5.6	4.3	4.8	712 / 19.2	16.7	15.2		A WWDX-F
9	WQHH-F	B 19 / 3.4	2.7	4.1	4.2	4.7	3.6	321 / 8.7	7.6	11.4		B WQHH-F
9	WJIM	T 19 / 3.4	4.0	4.1	3.1	3.5	3.7	294 / 8.0	8.6	9.3		B WJIM
11	WXIK-F	C 14 / 2.5	2.2	3.1	2.9	3.1	2.7	248 / 6.7	8.7	8.0		B WXIK-F

12+ FM Share (Metro): 86.04% (382 of 444) (Summer 98: 85.84%)

Teens	18-34	18-49	25-49	25-54	35+	12+ AMD	12+ Mid	12+ PMD	12+ Eve	12+ Wknd
1 WHZZ-F >>	1 WHZZ-F <	1 WFMK-F	1 WFMK-F	1 WFMK-F	1 WITL-F	1 WITL-F	1 WFMK-F <	1 WFMK-F <	1 WHZZ-F	1 WITL-F >
2 WWDX-F >	2 WFMK-F <	2 WJXQ-F <	2 WMMQ-F	2 WJIM-F <	2 WJIM-F >	2 WFMK-F <	2 WITL-F	2 WITL-F	2 WITL-F	2 WJIM-F <
3 WQHH-F	3 WJXQ-F	3 WHZZ-F <	3 WITL-F	3 WITL-F <	3 WILS	3 WJIM-F <	3 WHZZ-F	3 WHZZ-F	3 WFMK-F <	3 WMMQ-F <
3 WJXQ-F	4 WWDX-F	4 WMMQ-F <	4 WJXQ-F	4 WMMQ-F	3 WFMK-F	4 WJXQ-F	4 WJIM-F	4 WJIM-F	4 WMMQ-F <	4 WHZZ-F
	5 WITL-F	5 WITL-F	5 WJIM-F	5 WJXQ-F	5 WMMQ-F	5 WMMQ-F	5 WILS	5 WJXQ-F	5 WJIM-F <	5 WJXQ-F
	6 WMMQ-F	6 WJIM-F	6 WHZZ-F	6 WHZZ-F >>	6 WJIM	6 WHZZ-F >	6 WJXQ-F <	6 WMMQ-F <	6 WJXQ-F <	6 WILS
		7 WWDX-F	7 WQHH-F	7 WQHH-F	7 WJXQ-F	7 WWDX-F <	7 WMMQ-F <	7 WWDX-F	7 WWDX-F <	6 WFMK-F
			7 WWDX-F >	7 WXIK-F	8 WHZZ-F	8 WILS	8 WWDX-F <	8 WILS	8 WQHH-F	8 WWDX-F >
				7 WWDX-F	9 WXIK-F		9 WJIM >	9 WQHH-F	9 WILS	

Wom 18-24	Wom 18-34	Wom 25-34	Wom 18-49	Wom 25-54	Men 18-24	Men 18-34	Men 25-34	Men 18-49	Men 25-54	12+ Ovrnite
1 WHZZ-F >>>	1 WHZZ-F	1 WFMK-F >>	1 WFMK-F	1 WFMK-F	1 WJXQ-F >>	1 WJXQ-F >	1 WJXQ-F	1 WJXQ-F	1 WJIM-F	1 WJIM-F
2 WWDX-F >	2 WFMK-F >	2 WHZZ-F	2 WHZZ-F	2 WITL-F	2 WWDX-F	2 WWDX-F	2 WFMK-F	2 WMMQ-F >	1 WMMQ-F	2 WITL-F
3 WITL-F	3 WITL-F	2 WITL-F >	3 WITL-F >	3 WJIM-F	3 WMMQ-F >	2 WMMQ-F	3 WMMQ-F	3 WFMK-F	3 WJXQ-F	2 WFMK-F
3 WFMK-F	4 WWDX-F	4 WQHH-F	4 WJIM-F <	4 WHZZ-F	4 WHZZ-F	4 WFMK-F >	4 WWDX-F	4 WJIM-F	4 WFMK-F	4 WHZZ-F
	5 WQHH-F	4 WMMQ-F	5 WMMQ-F	5 WMMQ-F	4 WITL-F	5 WHZZ-F	5 WHZZ-F >	4 WWDX-F <	5 WITL-F	
			6 WQHH-F	6 WJXQ-F	4 WFMK-F >	6 WITL-F		6 WITL-F	6 WHZZ-F	
			6 WWDX-F					7 WHZZ-F >	7 WJIM	
			6 WJXQ-F >						8 WWDX-F	

Other Rated Stations				Metro Share	Cume Rating	TSA AQH Cume	Other Rated Stations--Outside Market				Metro Share	Cume Rating	TSA AQH Cume
WVFN	SPRIS	730	East Lansing	0.7	2.0		WBCT-F	C	93.7	Grand Rapids	0.9	2.5	
WVIC-F	CL	92.7	Charlotte	0.5	1.9		WIOG-F	AC/CHR	102.5	Bay City	0.5	3.8	
							WJR	FS	760	Detroit	1.8	6.0	
							WKFR-F	CHR	103.3	Battle Creek	0.7	1.9	
							WOOD-F	SAC	105.7	Grand Rapids	0.5	2.7	
							WRIF-F	AOR	101.1	Detroit	0.7	1.6	

LANSING

Consolidation Report	12+	25-54	Revenue
62nd Street WJXQ-FM, WWDX-FM, WXIK-FM	14.9 %	14.0 %	12.9 %
Citadel, pend. WFMK-FM, WITL-FM, WJIM-AM, WJIM-FM, WMMQ-FM, WVFN-AM	41.7 %	47.9 %	77.1 %
	56.6 %	61.9 %	90.0 %

AM Stations

WILS	1320	5 kw/1 kw (DA-2)	Standards	ABC	\$ NA	D&R	MacDonald
WJIM	1240	1 kw	Talk	Westwd	<\$20.00	Eastman	Citadel, pend.

FM Stations

WFMK	99.1	28 kw @ 600	AC		\$75.00	Eastman	Citadel, pend.
WHZZ	101.7	3.3 kw @ 289	CHR		<\$20.00	D&R	MacDonald
WITL	100.7	26.5 kw @ 643	Country	ABC	\$84.00	Eastman	Citadel, pend.
WJIM	97.5	45 kw @ 512	Oldies	ABC	\$41.00	Eastman	Citadel, pend.
WJXQ	106.1	50 kw @ 489	AOR		\$50.00	Katz	62nd Street Jackson
WMMQ	94.9	49 kw @ 500	Classic AOR	ABC	\$28.00	Eastman	Citadel, pend.
WQHH	96.5	3 kw @ 328	Black		<\$20.00	Allied	WXLA DeWitt
WWDX	92.1	4 kw @ 400	New Rock		<\$20.00	Katz	62nd Street St. Johns
WXIK	94.1	40 kw @ 551	Country	ABC	\$25.00	Katz	62nd Street Jackson

Notes: Liggett sold these stations to Citadel as part of a \$120,500,000 cash and stock transaction: WFMK-F, WITL-F, WJIM, WJIM-FM, WMMQ-F, WVFN

LAS VEGAS

Arbitron Rank 40 Pop (12+) 1,051,900	Stations 22 / 22	Last Year's Revenue: \$63,000,000
MSA Rank: 41	Diaries: 2,015 / 522:1 / 50.4%	Household Income: \$41,646
MSA Pop: 1,460,000	Sample Target: 1,980	Total Retail Sales: \$13.7il.
DMA: 56	% Below Line: 0.0	#1 Biller: KLUC-F \$6,860,000
Average Persons Rating: 14.8	% Not Listed: 13.7	#1 Billing Portfolio
Market TSL in Hours 20.00	Pop per Station: 47,814	CBS/Infinity \$25,170,000

12+ Metro	Format	Summer 99 1/4 Share	Spg 99	Win 99	Fall 98	Sum 98	4-Book Avg	12+ Metro Cume / Rtg.	Spg 99	Sum 98	12+ TSA AQH / Cume	Revenue Level
1	KJUL-F	172 / 11.0	8.0	9.3	8.5	7.5	9.2	1447 / 13.8	14.5	12.9	D	KJUL-F
2	KLUC-F	141 / 9.0	9.7	6.8	9.3	8.4	8.7	2390 / 22.7	21.9	20.2	G	KLUC-F
3	KMXB-F	114 / 7.3	7.6	5.2	6.1	6.6	6.6	2066 / 19.6	20.7	20.4	G	KMXB-F
4	KSNE-F	102 / 6.5	5.9	7.1	5.6	6.2	6.3	1474 / 14.0	13.1	13.0	G	KSNE-F
5	KWNR-F	88 / 5.8	5.5	7.2	4.7	5.2	5.8	1286 / 12.2	13.5	13.1	F	KWNR-F
6	KXTE-F	87 / 5.6	5.8	6.2	6.1	5.5	5.9	1459 / 13.9	15.2	13.9	F	KXTE-F
7	KOMP-F	78 / 5.0	4.0	4.3	4.3	3.2	4.4	1092 / 10.4	8.5	9.2	E	KOMP-F
8	KQOL-F	67 / 4.3	4.8	4.2	3.6	3.8	4.2	1194 / 11.4	11.6	10.4	D	KQOL-F
8	KMZQ-F	67 / 4.3	3.2	4.2	4.6	5.2	4.1	1081 / 10.3	9.7	11.9	G	KMZQ-F
10	KXPT-F	65 / 4.2	3.4	3.4	3.5	4.0	3.6	1078 / 10.3	10.1	11.3	D	KXPT-F
11	KISF-F	62 / 4.0	5.0	3.1	4.2	4.1	4.1	666 / 6.3	10.3	12.0	D	KISF-F
12	KFMS-F	54 / 3.5	4.2	5.3	3.8	4.4	4.2	848 / 8.1	10.0	9.5	D	KFMS-F
13	KXNT	49 / 3.1	2.6	2.0	2.5	3.3	2.6	682 / 6.5	6.8	6.6	C	KXNT
14	KKLZ-F	47 / 3.0	3.3	4.6	4.8	4.7	3.9	1124 / 10.7	10.4	12.1	F	KKLZ-F
15	KSTJ-F	40 / 2.6	2.8	3.7	2.3	3.4	2.8	946 / 9.0	10.8	9.9	C	KSTJ-F
15	KVBC-F	40 / 2.6	2.2	2.6	2.6	1.9	2.5	645 / 6.1	6.7	5.6	B	KVBC-F
17	KDOX	18 / 1.2	1.8	1.5	2.3	1.7	1.7	213 / 2.0	3.7	3.4	B	KDOX
17	KDWN	18 / 1.2	0.9	1.2	1.3	1.2	1.1	410 / 3.9	3.1	3.8	A	KDWN

12+ FM Share (Metro): 91.07% (1224 of 1344) (Summer 98: 86.25%)

Teens	18-34	18-49	25-49	25-54	35+	12+ AMD	12+ Mid	12+ PMD	12+ Eve	12+ Wknd
1 KLUC-F >>>	1 KLUC-F	1 KLUC-F <	1 KMXB-F	1 KMXB-F	1 KJUL-F >	1 KJUL-F >	1 KJUL-F >	1 KJUL-F <	1 KLUC-F >	1 KJUL-F
2 KXTE-F	2 KMXB-F	2 KMXB-F	2 KOMP-F <	2 KSNE-F <	2 KSNE-F	2 KXTE-F <	2 KMXB-F	2 KLUC-F	2 KJUL-F	2 KLUC-F >
3 KMXB-F >>>	3 KXTE-F	3 KOMP-F	3 KLUC-F	3 KOMP-F <	3 KWNR-F <	3 KLUC-F <	2 KLUC-F <	3 KMXB-F	3 KMXB-F <	3 KMXB-F
	4 KOMP-F	4 KXTE-F	4 KWNR-F	4 KLUC-F	4 KQOL-F	4 KMXB-F	4 KSNE-F	4 KSNE-F	4 KSNE-F	4 KSNE-F <
	5 KISF-F >	5 KWNR-F	4 KSNE-F <	5 KWNR-F	5 KXPT-F <	5 KSNE-F	5 KWNR-F <	5 KWNR-F	5 KXTE-F <	5 KWNR-F <
	6 KWNR-F	5 KSNE-F	6 KXTE-F <	6 KXPT-F <	6 KMZQ-F	6 KWNR-F <	6 KOMP-F <	6 KXTE-F <	6 KVBC-F	6 KXTE-F <
	7 KMZQ-F	7 KISF-F	7 KXPT-F	7 KXTE-F	6 KXNT	7 KOMP-F <	7 KMZQ-F <	7 KOMP-F <	7 KWNR-F	7 KOMP-F <
	7 KSTJ-F <	7 KMZQ-F	8 KKLZ-F <	8 KQOL-F <	6 KFMS-F	8 KISF-F <	8 KXNT <	8 KMZQ-F	8 KXPT-F <	8 KQOL-F
		7 KXPT-F	9 KMZQ-F <	9 KMZQ-F <	9 KMXB-F <	9 KQOL-F	9 KXTE-F	9 KXPT-F <	9 KOMP-F <	9 KXPT-F <
			10 KISF-F	10 KKLZ-F	10 KLUC-F <	10 KXPT-F <	9 KXPT-F <	10 KKLZ-F <	10 KISF-F <	10 KISF-F <
				10 KISF-F						

Wom 18-24	Wom 18-34	Wom 25-34	Wom 18-49	Wom 25-54	Men 18-24	Men 18-34	Men 25-34	Men 18-49	Men 25-54	12+ Ovrnite
1 KLUC-F >>>	1 KLUC-F	1 KMXB-F >	1 KLUC-F <	1 KSNE-F	1 KXTE-F	1 KXTE-F	1 KOMP-F	1 KOMP-F	1 KOMP-F >	1 KLUC-F >
2 KMXB-F >	2 KMXB-F >>	2 KLUC-F	2 KMXB-F	2 KMXB-F	2 KLUC-F >	2 KOMP-F <	2 KXTE-F	2 KXTE-F	2 KMXB-F <	2 KVBC-F
3 KISF-F	3 KXTE-F	3 KWNR-F	3 KSNE-F	3 KWNR-F <	3 KMXB-F >	3 KLUC-F	3 KMXB-F	3 KMXB-F	3 KXTE-F	3 KMXB-F
4 KMZQ-F	4 KISF-F <	4 KMZQ-F	4 KMZQ-F	4 KLUC-F <	4 KOMP-F	4 KMXB-F >	4 KLUC-F	3 KLUC-F >	3 KLUC-F <	3 KXTE-F
5 KXTE-F	5 KWNR-F <	5 KSNE-F	4 KWNR-F >	5 KMZQ-F >	5 KISF-F	5 KISF-F >	5 KISF-F >	5 KKLZ-F <	5 KXPT-F	5 KWNR-F
	6 KMZQ-F <	6 KISF-F	6 KISF-F	6 KQOL-F <	5 KVBC-F	6 KXPT-F	6 KXPT-F	6 KXPT-F	6 KKLZ-F	5 KSNE-F >
	7 KSTJ-F	6 KSTJ-F	7 KXTE-F	7 KXPT-F <		6 KKLZ-F		7 KVBC-F	7 KVBC-F	
	7 KSNE-F	8 KXPT-F	8 KXPT-F	8 KISF-F <				8 KISF-F <	7 KQOL-F <	
				9 KJUL-F <				9 KWNR-F	9 KISF-F <	
				10 KXTE-F <					10 KWNR-F	
									10 KSNE-F	

Other Rated Stations				Metro Share	Cume Rating	TSA AQH Cume
KENO	SPRTS	1460	Las Vegas	0.7	2.3	
KLSQ	SP	870	Laughlin	0.4	1.1	
KNUU	N/T	970	Las Vegas	0.7	3.3	
KSFN	O	1140	N. Las Vegas	0.4	1.4	

LAS VEGAS

Consolidation Report	12+	25-54	Revenue
CBS/Infinity KLUC-FM, KMXB-FM, KMZQ-FM, KSFN-AM, KXNT-AM, KXTE-FM	29.7 %	29.3 %	40.0 %
Centennial KJUL-FM, KKLZ-FM, KSTJ-FM	16.6 %	11.4 %	14.1 %
Clear Channel KFMS-FM, KQOL-FM, KSNE-FM, KWNR-FM	19.9 %	22.7 %	25.0 %
Lotus KBAD-AM, KENO-AM, KOMP-FM, KXPT-FM	9.9 %	13.7 %	10.0 %
	76.2 %	77.1 %	89.1 %

AM Stations

Station	Freq	Power	Format	Advertiser	Agency	Product	City
KDOX	1280	5 kw/0.048 kw	Hispanic Regional		\$ NA	Lotus	Henderson
KDWN	720	50 kw (DA-N)	Talk		AP \$ 23.00	Roslin	
KXNT	840	50 kw/25 kw (DA-2)	Talk		ABC \$ 27.00	Eastman CBS/Infinity	N. Las Vegas

FM Stations

Station	Freq	Power	Format	Advertiser	Agency	Product	City
KFMS	101.9	100 kw @ 1180	Country		\$ 55.00	Katz Clear Channel	
KISF	103.5	100 kw @ 1158	Hispanic		---	Hispanic	
KJUL	104.3	24.5 kw @ 3727	Standards	Westwd	\$ 48.00	Allied Centennial	N. Las Vegas
KKLZ	96.3	100 kw @ 1176	Classic AOR		\$ 60.00	Sentry Centennial	
KLUC	98.5	100 kw @ 1180	CHR		\$ 67.00	Eastman CBS/Infinity	
KMXB	94.1	100 kw @ 1210	AC/CHR		\$ 44.00	Eastman CBS/Infinity	Henderson
KMZQ	100.5	100 kw @ 1104	AC		\$ 80.00	Eastman CBS/Infinity	Henderson
KOMP	92.3	100 kw @ 1520	AOR		\$ 62.00	Christal Lotus	
KQOL	93.1	24 kw @ 3743	Oldies		\$ 24.00	Katz Clear Channel	
KSNE	106.5	100 kw @ 1155	Soft AC		\$ 92.00	Katz Clear Channel	
KSTJ	105.5	3.7 kw @ 1588	AC/CHR		\$ 38.00	Allied Centennial	Boulder City
KVBC	105.1	50 kw @ 36	Talk/News	CNN	\$ NA	---	
KWNR	95.5	100 kw @ 1160	Country		\$ 88.00	D&R Clear Channel	Henderson
KXPT	97.1	100 kw @ 1919	Classic Hits		\$ 40.00	Christal Lotus	
KXTE	107.5	25 kw @ 3678	AOR-New Rock		\$ 50.00	Eastman CBS/Infinity	Pahrump

Notes: 7/99 KSFN (1140) changed from Sports to Oldies as "Cruisin' 1140" . . . 9/99 KLUK-F (107.9; Laughlin) sold to MagMile Media for \$9,500,000 + KAAA/KZZZ-F Kingman, AZ and KFLG (AM) Cottonwood, AZ

LITTLE ROCK

Arbitron Rank	83 Pop (12+)	457,300	Stations	26 / 25	Last Year's Revenue:	\$21,200,000
MSA Rank:		94	Diaries:	1,568 / 292:1 / 55.6%	Household Income:	\$42,051
MSA Pop:		557,000	Sample Target:	1,550	Total Retail Sales:	\$6.0 Bil.
DMA:		57	% Below Line:	0.5	#1 Biller:	KSSN-F \$3,800,000
Average Persons Rating:		14.5	% Not Listed:	10.9	#1 Billing Portfolio	
Market TSL in Hours		19.50	Pop per Station:	18,292	Clear Channel	\$9,765,000

12+ Metro	Format	Summer 99 1/4 Share	Spg 99	Win 99	Fall 98	Sum 98	4-Book Avg	12+ Metro Cume / Rtg.	Spg 99	Sum 98	12+ TSA AQH / Cume	Revenue Level	
1	KSSN-F	C	61 / 9.2	12.6	12.9	10.1	10.8	11.2	881 / 19.3	24.1	21.3	E	KSSN-F
2	KIPR-F	B	60 / 9.1	10.0	7.1	7.9	5.3	8.5	629 / 13.7	16.2	12.8	E	KIPR-F
3	KMJX-F	AOR/CL	48 / 7.2	7.3	10.2	8.9	10.4	8.4	720 / 15.7	15.9	18.9	E	KMJX-F
4	KARN-AF	N/T	44 / 6.6	6.8	6.6	7.8	7.2	7.0	714 / 15.6	14.0	15.0	D	KARN-AF
5	KKPT-F	CL AOR	40 / 6.0	4.4	5.0	5.3	5.7	5.2	648 / 14.2	13.4	14.8	C	KKPT-F
6	KQAR-F	CHR	39 / 5.9	6.2	4.4	4.2	3.4	5.2	791 / 17.3	14.9	11.4	A	KQAR-F
7	KURB-F	AC/CHR	31 / 4.7	4.6	6.5	5.5	4.1	5.3	592 / 13.0	12.9	15.2	D	KURB-F
8	KLAL-F	AC-NR	27 / 4.1	2.7	3.5	2.9	4.1	3.3	604 / 13.2	11.8	15.0	B	KLAL-F
9	KLEC-F	AOR-NR	25 / 3.8	2.7	1.4	1.1	1.0	2.2	367 / 8.0	5.6	3.9		KLEC-F
10	KOKY-F	B/AC	24 / 3.6	2.6	3.5	3.8	4.2	3.4	307 / 6.7	6.8	7.9	A	KOKY-F
10	KOLL-F	O	24 / 3.6	5.3	3.9	4.1	6.1	4.2	527 / 11.5	13.7	14.2	B	KOLL-F
10	KHTE-F	CHR/B	24 / 3.6	3.3	3.3	3.2	2.6	3.4	508 / 11.1	11.1	8.9	A	KHTE-F
13	KYFX-F	B/AC	22 / 3.3	3.0	3.0	2.3	2.6	2.9	343 / 7.5	6.9	7.6	A	KYFX-F
14	KDDK-F	C	21 / 3.2	3.6	3.5	3.3	2.6	3.4	402 / 8.8	10.9	8.8	B	KDDK-F
15	KSYG-F	T/SPRTS	20 / 3.0	4.4	3.6	4.4	5.1	3.9	454 / 9.9	11.9	11.0	C	KSYG-F
15	KDRE-FF	ST	20 / 3.0	2.1	1.7	1.8	1.5	2.2	319 / 7.0	3.8	6.0		KDRE-FF
17	KVLO-F	SAC	18 / 2.7	3.6	3.2	5.1	4.2	3.7	341 / 7.5	9.4	9.4	B	KVLO-F
18	KITA	B/G	11 / 1.7	1.5	1.1	1.5	1.9	1.4	163 / 3.6	3.7	3.9		KITA
18	KGHT	REL	11 / 1.7	0.8	1.1	1.5	1.9	1.2	117 / 2.6	2.3	3.1		KGHT

12+ FM Share (Metro): 87.63% (517 of 590) (Summer 98: 86.11%)

Teens	18-34	18-49	25-49	25-54	35+	12+ AMD	12+ Mid	12+ PMD	12+ Eve	12+ Wknd
1 KIPR-F	1 KIPR-F	1 KIPR-F <	1 KKPT-F <	1 KSSN-F	1 KSSN-F	1 KMJX-F	1 KSSN-F	1 KARN-AF <	1 KIPR-F >	1 KIPR-F <
2 KQAR-F	2 KMJX-F	2 KMJX-F	2 KMJX-F	2 KKPT-F <	2 KARN-AF >	2 KSSN-F	2 KARN-AF <	2 KSSN-F <	2 KQAR-F	2 KSSN-F >
3 KHTE-F	3 KQAR-F	3 KSSN-F <	2 KSSN-F	3 KMJX-F	3 KKPT-F	3 KARN-AF	3 KKPT-F <	3 KIPR-F <	3 KSSN-F <	3 KQAR-F <
4 KLEC-F >	4 KLEC-F	4 KKPT-F	4 KIPR-F	4 KIPR-F	4 KOLL-F	4 KIPR-F >	4 KIPR-F <	4 KKPT-F <	4 KLEC-F	4 KKPT-F
	4 KURB-F	5 KQAR-F	5 KURB-F	5 KURB-F	5 KDRE-FF	5 KURB-F <	5 KURB-F	5 KQAR-F	5 KKPT-F	5 KOKY-F <
	6 KLAL-F	6 KURB-F <	6 KQAR-F	6 KLAL-F	5 KMJX-F	6 KKPT-F <	5 KMJX-F	6 KMJX-F <	5 KARN-AF <	6 KLEC-F <
	7 KKPT-F	7 KLAL-F	6 KLAL-F	6 KARN-AF <	7 KOKY-F <	7 KQAR-F	7 KQAR-F <	7 KURB-F	7 KMJX-F	7 KYFX-F
	7 KSSN-F	8 KLEC-F	8 KOKY-F <	8 KQAR-F	8 KVLO-F <	7 KYFX-F	8 KLAL-F	8 KLAL-F <	7 KOKY-F <	7 KMJX-F
		8 KOKY-F	9 KARN-AF	8 KOKY-F	9 KSYG-F <	9 KLAL-F	9 KOKY-F <	9 KSYG-F <	9 KHTE-F	7 KHTE-F
				10 KYFX-F		9 KOLL-F	10 KVLO-F <	10 KLEC-F <	10 KLAL-F <	10 KLAL-F
				10 KOLL-F <						

Wom 18-24	Wom 18-34	Wom 25-34	Wom 18-49	Wom 25-54	Men 18-24	Men 18-34	Men 25-34	Men 18-49	Men 25-54	12+ Ovrnite
1 KIPR-F >>>	1 KIPR-F >	1 KIPR-F	1 KIPR-F	1 KSSN-F	1 KMJX-F	1 KMJX-F >	1 KMJX-F >>	1 KMJX-F >	1 KMJX-F	1 KIPR-F <
2 KHTE-F	2 KQAR-F	1 KQAR-F	2 KQAR-F <	2 KURB-F <	2 KIPR-F	2 KIPR-F	2 KIPR-F	2 KKPT-F	2 KKPT-F	2 KARN-AF <
2 KQAR-F	3 KURB-F	3 KURB-F	3 KURB-F	3 KIPR-F <	2 KLEC-F >	2 KLEC-F >	2 KKPT-F	3 KIPR-F	3 KSSN-F >	3 KQAR-F
4 KURB-F	4 KLAL-F >	4 KLAL-F >	3 KSSN-F >	4 KQAR-F	4 KQAR-F	4 KKPT-F	4 KLEC-F	3 KSSN-F >	4 KARN-AF <	4 KSSN-F
4 KLAL-F	5 KHTE-F	5 KSSN-F	5 KLAL-F	5 KOKY-F	5 KSSN-F >	4 KQAR-F	5 KLAL-F	5 KLEC-F	5 KIPR-F	
4 KMJX-F >	5 KSSN-F	5 KOKY-F	5 KOKY-F <	5 KKPT-F <		6 KSSN-F	5 KURB-F	6 KLAL-F	6 KLAL-F	
	5 KOKY-F	7 KYFX-F	7 KKPT-F	7 KLAL-F			7 KSSN-F	6 KQAR-F	7 KYFX-F	
		7 KKPT-F >	8 KHTE-F	8 KOLL-F <			7 KQAR-F >	6 KARN-AF	7 KSYG-F	
			9 KMJX-F	9 KARN-AF				9 KSYG-F	9 KURB-F	
			9 KDDK-F	9 KYFX-F					9 KOKY-F	

Other Rated Stations				Metro Share	Cume Rating	TSA AQH Cume	Other Rated Stations--Outside Market				Metro Share	Cume Rating	TSA AQH Cume
KLIIH	B/G	1250	Little Rock	0.9	2.6		KVRE-F	ST	92.9	Hot Springs Village	0.5	0.8	
KLRG	B/G	1150	N. Little Rock	0.9	2.2								
KWLR-F	REL-CC	96.9	Maumelle	0.8	1.8								

LITTLE ROCK

Consolidation Report	12+	25-54	Revenue
Citadel KAAY-AM, KARN-AF, KIPR-FM, KLAL-FM, KLIH-AM, KOKY-FM, KURB-FM	33.1 %	32.4 %	38.1 %
Clear Channel KDDK-FM, KMJX-FM, KOLL-FM, KQAR-FM, KSSN-FM	29.1 %	30.7 %	46.1 %
Flinn KDRE-FM, KWLR-FM	3.5 %	3.1 %	2.8 %
Signal KKPT-FM, KSYG-FM	9.0 %	12.7 %	10.6 %
	74.7 %	78.9 %	97.6 %

AM Stations

Station	Freq	Power	Format	Daypart	Rate	Agency	Advertiser
KARN	920	5 kw (DA-N)	News/Talk		\$40.00	Mc-Guild	Citadel
KGHT	880	50 kw/0.22 kw (DA-N)	Gospel		\$ NA	---	Sheridan
KITA	1440	5 kw/0.24 kw (DA-N)	Black Gospel		\$ NA	---	

FM Stations

Station	Freq	Power	Format	Daypart	Rate	Agency	Advertiser
KARN	102.5	3 kw @ 328	Simul. KARN				Cabot
KAWW	100.7	50 kw @ 100	Simul. KDRE-F				Heber Springs
KDDK	106.7	16 kw @ 866	Country		\$42.00	Katz	Clear Channel
KDRE	101.1	6 kw @ 328	Standards	Jones	\$<20.00	---	Flinn
KHTE	106.3	50 kw @ 492	CHR		\$ NA	---	KLEC-F
KIPR	92.3	100 kw @ 938	Black	ABC	\$42.00	Banner	Citadel
KKPT	94.1	100 kw @ 1602	Classic AOR		\$30.00	D&R	Signal
KLAL	107.7	50 kw @ 492	Modern AC		\$ NA	Mc-Guild	Citadel
KLEC	96.5	10.6 kw @ 495	AOR-New Rock		\$ NA	---	KHTE-F
KMJX	105.1	81 kw @ 1054	AOR/Classic AOR	ABC	\$52.00	Clr Chnl	Clear Channel
KOKY	102.1	4.1 kw @ 387	Black AC		\$<20.00	Mc-Guild	Citadel
KOLL	94.9	100 kw @ 1844	Oldies	Westwd	\$30.00	Clr Chnl	Clear Channel
KQAR	100.3	44.2 kw @ 1369	CHR		\$ NA	Clr Chnl	Clear Channel
KSSN	95.7	100 kw @ 1664	Country		\$80.00	Clr Chnl	Clear Channel
KSYG	103.7	100 kw @ 1663	Talk/Sports	Westwd, CNN	\$<20.00	D&R	Signal
KURB	98.5	100 kw @ 1285	AC/CHR		\$71.00	Mc-Guild	Citadel
KVLO	102.9	50 kw @ 492	Soft AC		\$<20.00	D&R	Citadel
KYFX	99.5	3 kw @ 312	Black AC	CNN, ABC	\$21.00	Allied	Sheridan

Notes: KDRE-F is LMA'd by Flinn to KHTE-F/KLEC-F; KWLR-F is LMA'd by Flinn to Lifetalk Broadcasting Assoc. . . . 9/99 KLAL-F changed from Modern AC (AC-NR) to CHR near the end of the survey

LOS ANGELES

Arbitron Rank 2 Pop (12+): 0,162,200	Stations 49 / 48	Last Year's Revenue: \$655,000,000
MSA Rank: 2	Diaries: 7,251/ 1401:1/ 48.6%	Household Income: \$47,098
MSA Pop: 12,900,000	Sample Target: 7,440	Total Retail Sales: \$92.6 Bil.
DMA: 2	% Below Line: 0.5	#1 Biller: KIIS-F \$39,100,000
Average Persons Rating: 16.5	% Not Listed: 11.4	#1 Billing Portfolio
Market TSL in Hours 22.00	Pop per Station: 211,712	CBS/Infinity \$217,600,000

12+ Metro	Format	Summer 99 1/4 Share	Spq 99	Win 99	Fall 98	Sum 98	4-Book Avg	12+ Metro Cume / Rtg.	Spq 99	Sum 98	12+ TSA AQH / Cume	Revenue Level
1	KSCA-F	1014 / 6.0	6.2	6.0	6.9	6.0	6.3	9645 / 9.5	10.2	9.7	K	KSCA-F
2	KLVE-F	985 / 5.9	5.9	5.4	6.5	6.0	5.9	12359 / 12.2	11.9	12.2	L	KLVE-F
3	KIIS-F	802 / 4.8	4.7	4.3	3.6	3.5	4.3	18181 / 17.9	16.9	15.4	L	KIIS-F
4	KROQ-F	663 / 4.0	3.7	3.7	3.5	3.4	3.7	12930 / 12.7	12.0	11.1	L	KROQ-F
5	KPWR-F	658 / 3.9	4.0	4.3	4.1	3.7	4.1	15340 / 15.1	13.9	14.0	K	KPWR-F
6	KBUE-FF	631 / 3.8	3.1	2.6	1.9	1.5	2.8	7454 / 7.3	6.7	4.7	F	KBUE-FF
7	KFI	584 / 3.5	3.3	3.6	3.9	3.4	3.6	9320 / 9.2	9.6	9.1	L	KFI
8	KKBT-F	556 / 3.3	3.0	3.8	3.8	4.0	3.5	11448 / 11.3	10.5	11.5	L	KKBT-F
9	KTWV-F	548 / 3.3	2.9	3.5	3.5	3.3	3.3	8347 / 8.2	8.1	8.2	L	KTWV-F
10	KOST-F	508 / 3.0	3.5	3.0	3.6	3.9	3.3	11587 / 11.4	11.9	12.9	L	KOST-F
11	KYSR-F	479 / 2.9	3.2	3.0	2.5	3.1	2.9	12143 / 11.9	11.5	10.3	K	KYSR-F
12	KLAX-F	475 / 2.8	3.0	3.3	4.1	3.2	3.3	7737 / 7.6	7.8	9.2	I	KLAX-F
13	KRTH-F	435 / 2.6	2.9	3.2	3.0	3.4	2.9	10358 / 10.2	10.8	12.2	L	KRTH-F
14	KCBS-F	415 / 2.5	2.5	2.6	2.3	2.4	2.5	8462 / 8.3	9.1	9.0	K	KCBS-F
15	KSSE-F	408 / 2.4	1.8	1.8	1.9	1.8	2.0	5986 / 5.9	5.2	4.7	G	KSSE-F
16	KNX	403 / 2.4	2.0	2.5	2.1	2.1	2.3	9981 / 9.8	8.7	9.4	K	KNX
17	KCMG-F	402 / 2.4	2.5	2.8	2.8	3.2	2.6	8236 / 8.1	8.1	9.9	J	KCMG-F
18	KABC	395 / 2.4	2.3	2.4	2.4	2.8	2.4	6889 / 6.8	6.3	6.6	I	KABC
19	KBIG-F	382 / 2.3	2.1	2.5	2.4	2.6	2.3	8930 / 8.8	8.3	9.8	K	KBIG-F
20	KLSX-F	366 / 2.2	2.2	1.9	2.4	2.5	2.2	6085 / 6.0	5.9	6.5	L*	KLSX-F
21	KLOS-F	359 / 2.1	2.4	2.1	2.3	2.4	2.2	7503 / 7.4	7.3	8.0	K	KLOS-F
22	KZLA-F	358 / 2.1	2.2	2.1	2.2	2.1	2.2	5861 / 5.8	5.6	5.5	J	KZLA-F
23	KFWB	284 / 1.7	1.9	1.9	2.0	2.1	1.9	8714 / 8.6	8.9	8.6	K	KFWB
24	KJLH-F	266 / 1.6	1.2	1.0	1.2	1.3	1.2	3917 / 3.9	3.4	3.5	D	KJLH-F
25	KLAC	265 / 1.6	1.7	2.3	2.3	2.1	2.0	4340 / 4.3	5.6	5.0	F	KLAC
26	KKHJ	264 / 1.6	1.4	1.1	0.6	0.5	1.1	3217 / 3.2	2.9	1.6	F	KKHJ

12+ FM Share (Metro): 78.63% (11684 of 14860) (Summer 98: 78.20%)

Teens	18-34	18-49	25-49	25-54	35+	12+ AMD	12+ Mid	12+ PMD	12+ Eve	12+ Wknd
1 KIIS-F <	1 KSCA-F	1 KSCA-F <	1 KSCA-F <	1 KSCA-F <	1 KFI <	1 KSCA-F >	1 KLVE-F <	1 KLVE-F <	1 KLVE-F <	1 KLVE-F <
2 KPWR-F >	2 KLVE-F <	2 KLVE-F >	2 KLVE-F >	2 KLVE-F >	2 KLVE-F <	2 KLVE-F	2 KSCA-F	2 KIIS-F	2 KROQ-F	2 KSCA-F
3 KROQ-F	3 KROQ-F	3 KIIS-F <	3 KBUE-FF	3 KTWV-F	3 KSCA-F <	3 KLSX-F <	3 KFI	3 KPWR-F <	2 KIIS-F <	3 KIIS-F
4 KKBT-F >	4 KPWR-F <	4 KBUE-FF <	4 KTWV-F <	3 KBUE-FF	4 KTWV-F	4 KIIS-F <	4 KIIS-F <	4 KBUE-FF	4 KPWR-F	4 KPWR-F
5 KBUE-FF >	5 KIIS-F <	5 KROQ-F	5 KCBS-F	5 KIIS-F <	5 KABC	5 KFI <	5 KBUE-FF <	4 KROQ-F <	5 KOST-F <	5 KBUE-FF <
6 KBUE-FF <	6 KPWR-F <	5 KIIS-F <	6 KCBS-F	5 KNX <	6 KROQ-F	6 KTWV-F <	6 KKBT-F	6 KKBT-F	6 KKBT-F	6 KROQ-F
7 KKBT-F	7 KKBT-F <	7 KLAX-F	6 KOST-F <	7 KRTH-F	7 KNX <	7 KROQ-F <	7 KSCA-F <	7 KBUE-FF <	7 KTWV-F <	7 KTWV-F <
8 KSSE-F <	8 KYSR-F	7 KROQ-F <	8 KROQ-F	8 KOST-F	8 KPWR-F <	8 KPWR-F <	8 KTWV-F	8 KSCA-F	8 KKBT-F	8 KKBT-F
9 KYSR-F	8 KLAX-F <	9 KYSR-F	8 KLAX-F <	9 KZLA-F	9 KKBT-F <	9 KRTH-F <	9 KYSR-F <	9 KTWV-F <	8 KLAX-F <	8 KLAX-F <
10 KLAX-F	10 KOST-F <	9 KOST-F <	10 KYSR-F <	9 KFWB <	10 KBUE-FF	10 KBIG-F	10 KOST-F	10 KOST-F	10 KCMG-F <	10 KCMG-F <

Wom 18-24	Wom 18-34	Wom 25-34	Wom 18-49	Wom 25-54	Men 18-24	Men 18-34	Men 25-34	Men 18-49	Men 25-54	12+ Ovrnite
1 KIIS-F >	1 KLVE-F <	1 KLVE-F	1 KLVE-F	1 KLVE-F >	1 KPWR-F	1 KSCA-F	1 KSCA-F	1 KSCA-F >	1 KSCA-F >	1 KSCA-F <
2 KPWR-F <	2 KIIS-F	2 KSCA-F	2 KSCA-F <	2 KSCA-F	2 KSCA-F <	2 KROQ-F <	2 KBUE-FF <	2 KBUE-FF <	2 KLVE-F <	2 KABC <
3 KSSE-F <	3 KSCA-F	3 KYSR-F <	3 KIIS-F	3 KOST-F	3 KROQ-F	3 KPWR-F <	3 KROQ-F	3 KLVE-F <	3 KBUE-FF <	3 KIIS-F
4 KROQ-F <	4 KROQ-F <	4 KIIS-F	4 KOST-F <	3 KIIS-F	4 KKBT-F	4 KBUE-FF	4 KLVE-F	4 KROQ-F	4 KCBS-F <	4 KNX
5 KKBT-F	5 KYSR-F	5 KROQ-F	5 KYSR-F	5 KTWV-F <	5 KBUE-FF <	5 KLVE-F <	5 KLSX-F	5 KPWR-F <	5 KLSX-F <	5 KPWR-F <
6 KLVE-F <	6 KKBT-F	6 KOST-F <	6 KKBT-F	6 KYSR-F	6 KIIS-F	6 KKBT-F	6 KLAX-F	6 KCBS-F <	6 KLOS-F <	6 KFI <
7 KYSR-F <	6 KSSE-F <	7 KLAX-F <	6 KROQ-F	7 KBIG-F <	7 KLVE-F <	7 KSSE-F <	6 KCBS-F <	7 KLSX-F	7 KROQ-F <	7 KOST-F <
8 KSCA-F	8 KPWR-F	8 KKBT-F	8 KBIG-F <	8 KLAX-F <	8 KSSE-F >	8 KIIS-F <	8 KYSR-F <	8 KLOS-F	8 KTWV-F	8 KTWV-F
9 KBUE-FF <	9 KOST-F <	9 KSSE-F	9 KLAX-F	9 KFI	9 KLAX-F <	9 KLAX-F <	9 KKBT-F	8 KKBT-F <	9 KLAX-F	9 KLAX-F
	10 KLAX-F	10 KBIG-F	9 KTWV-F <	9 KRTH-F <	10 KCMG-F	10 KLSX-F <	9 KSSE-F <	10 KLAX-F <	10 KFI <	

LOS ANGELES

Other Rated Stations				Metro Share	Cume Rating	TSA AQH Cume	Consolidation Report			
							12+	25-54	Revenue	
KACD-F	AOR-P	103.1	Santa Monica	0.7	2.2		ABC	4.8 %	5.1 %	6.6 %
KACE-F	B/O	103.9	Inglewood	1.0	3.0		KABC-AM, KDIS-AM, KLOS-FM			
KBLA	SP-NT	1580	Santa Monica	0.6	1.3		AMFM (See Notes)	17.4 %	17.4 %	26.9 %
KDIS	KIDS	710	Los Angeles	0.3	2.3		KBIG-FM, KCMG-FM, KFI-AM, KKBT-FM, KLAC-FM, KOST-FM, KYSR-FM			
KGIL-AA	ST	1260	Beverly Hills	0.6	1.8		CBS/Infinity	19.6 %	20.3 %	33.2 %
KIEV	T	870	Glendale	0.6	1.6		KCBS-FM, KFWB-AM, KLSX-FM, KNX-AM, KRLA-AM, KROQ-FM, KRTH-FM, KTWV-FM			
KIKF-F	C	94.3	Garden Grove	0.5	1.3		Clear Channel (See Notes)	6.0 %	6.2 %	8.5 %
KKGO-F	CL	105.1	Los Angeles	1.4	5.0		KACD-FM, KAVS-FM, KBCD-FM, KBET-AM, KEZY-AM, KIIS-FM, KXMX-FM, KXTA-AM			
KKLA-F	REL	99.5	Los Angeles	0.4	1.6		Hispanic, pend.	14.2 %	17.0 %	9.6 %
KLYY-F	AOR-NR	107.1	Arcadia	0.7	4.7		KACE-FM, KLVE-FM, KRTO-FM, KSCA-FM, KTNQ-AM			
KRLA	T	1110	Los Angeles	0.9	3.0		Liberman	5.8 %	6.0 %	1.3 %
KTNQ	SP-NT	1020	Los Angeles	1.3	2.7		KBUA-FM, KBUE-FM, KKHJ-AM, KWIZ-FM			
KWIZ-F	SP-C	106.3	Santa Ana	0.5	1.0					
KWKW	SP-C	1330	Los Angeles	0.5	1.6					
KWVE-F	REL	107.9	San Clemente	0.7	2.3					
KXTA-AA	SPRTS	1150	Los Angeles	0.5	2.2					
								67.9 %	72.0 %	86.1 %

Other Rated Stations--Outside Market				Metro Share	Cume Rating	TSA AQH Cume
XTRA	SPRTS	690	Tijuana, MX	0.5	2.0	

AM Stations

Station	Power	Format	Notes
KABC	790 5 kw (DA-N)	Talk	ABC \$400.00 ABC ABC
KBET	850 0.5 kw/0.25 kw (DA-2)	Simul. KXTA	Thousand Oaks
KFI	640 50 kw	Talk	\$410.00 Christal AMFM
KFWB	980 5 kw	News	CNN, ABC, AP \$310.00 CBS CBS/Infinity
KKHJ	930 5 kw (DA-N)	Hispanic-Regional	\$140.00 --- Liberman
KLAC	570 5 kw (DA-N)	Standards	Westwd, AMFM \$59.00 Sentry AMFM
KNX	1070 50 kw	News	CBS \$310.00 CBS CBS/Infinity
KXTA	1150 50 kw/44 kw (DA-2)	Sports	ESPN \$ NA Katz Clear Channel

FM Stations

Station	Power	Format	Notes
KACE	103.9 0.6 kw @ 1004	Black Oldies	ABC \$ 80.00 Christal Hispanic, pend. Inglewood
KBIG	104.3 105 kw @ 2890	AC	AMFM \$400.00 Sentry AMFM
KBUA	94.3 3 kw @ 85	Simul. KBUE-F	San Fernando
KBUE	105.5 1.35 kw @ 407	Hispanic-Regional	\$85.00 --- Liberman Long Beach
KCBS	93.1 28.5 kw @ 3498	Classic AOR	CBS \$375.00 CBS CBS/Infinity
KCMG	100.3 5.3 kw @ 3004	Urban Oldies	AMFM \$ NA Eastman AMFM
KIIS	102.7 8 kw @ 2960	CHR	\$490.00 Katz Clear Channel
KJLH	102.3 2.25 kw @ 338	Black	\$70.00 Mc-Guild Compton
KKBT	92.3 43 kw @ 2910	Black	AMFM \$440.00 Eastman AMFM
KKGO	105.1 18 kw @ 2887	Classical	AP \$185.00 Mc-Guild Mt. Wilson
KLAX	97.9 26 kw @ 682	Hispanic-Regional	\$305.00 Caballero SBS E. Los Angeles
KLOS	95.5 63 kw @ 3130	AOR	ABC \$420.00 ABC ABC
KLSX	97.1 21 kw @ 3002	Talk	\$270.00 Allied CBS/Infinity
KLVE	107.5 29.5 kw @ 2998	Hispanic-AC	\$350.00 Katz Hisp. Hispanic
KOST	103.5 12.5 kw @ 3100	AC	\$400.00 Christal AMFM
KPWR	105.9 25 kw @ 3035	Urban/CHR	\$400.00 D&R Emmis
KROQ	106.7 5.6 kw @ 1387	New Rock	\$475.00 Infinity CBS/Infinity Pasadena
KRTH	101.1 51.3 kw @ 3130	Oldies	\$545.00 CBS CBS/Infinity
KRTO	98.3 0.6 kw @ 1004	See KACE-F	W. Covina
KSCA	101.9 4.8 kw @ 2831	Hispanic-Regional	\$190.00 Katz Hisp. Hispanic Glendale
KSSE	97.5 72 kw @ 1827	Hispanic Contemp.	\$ NA Caballero EXCL San Bernardino
KTWV	94.7 58 kw @ 2831	Jazz	Westwd \$415.00 CBS CBS/Infinity
KYSR	98.7 75 kw @ 1180	AC/CHR	AMFM \$390.00 Eastman AMFM
KZLA	93.9 18.5 kw @ 3136	Country	\$260.00 Sentry Bonneville

Notes: * KLSX-F revenue level includes KRLA revenue . . . 8/99 KVCA (670; Simi Valley) changed from simulcasting SP-NT KBLA to Ethnic (Farsi) as KIRN (K-Iran) . . . 10/99 KACE-F/KRTO-F sold by Cox Radio to Hispanic Broadcasting for \$75,000,000 . . . 10/99 AMFM and Clear Channel announced plans to merge. Divestitures in the market will be necessary

LOUISVILLE

Arbitron Rank	53 Pop (12+)	858,500	Stations	26 / 26	Last Year's Revenue:	\$46,900,000
MSA Rank:		60	Diaries:	1,539 / 558:1 / 49.3%	Household Income:	\$41,853
MSA Pop:		1,000,000	Sample Target:	1,520	Total Retail Sales:	\$9.9 Bil.
DMA:		48	% Below Line:	0.0	#1 Biller:	WHAS \$9,500,000
Average Persons Rating:		15.1	% Not Listed:	11.8	#1 Billing Portfolio	
Market TSL in Hours		20.00	Pop per Station:	33,019	Clear Channel	\$22,055,000

12+ Metro	Format	Summer 99		Spg 99	Win 99	Fall 98	Sum 98	4-Book Avg	12+ Metro Cume / Rtg.	Spg 99	Sum 98	12+ TSA AQH / Cume	Revenue Level
		1/4	Share										
1	WAMZ-F	C	188 / 14.5	12.0	11.8	14.2	15.3	13.1	2149 / 25.0	26.0	30.0	H	WAMZ-F
2	WHAS	FS	152 / 11.8	11.7	11.9	12.9	11.1	12.1	2218 / 25.8	24.8	22.7	H	WHAS
3	WVEZ-F	SAC	99 / 7.7	7.2	7.6	6.2	5.6	7.2	1272 / 14.8	14.8	13.1	G	WVEZ-F
4	WDJX-F	CHR	94 / 7.3	8.8	6.6	5.5	6.8	7.0	1740 / 20.3	22.6	19.8	F	WDJX-F
5	WRKA-F	O	67 / 5.2	4.6	4.7	4.7	5.4	4.8	1140 / 13.3	13.9	14.0	E	WRKA-F
6	WGZB-F	B	63 / 4.9	5.2	3.8	5.2	5.8	4.8	961 / 11.2	12.3	12.9	D*	WGZB-F
7	WSFR-F	CL HITS	61 / 4.7	3.5	3.7	4.5	4.3	4.1	1140 / 13.3	11.5	12.1	D	WSFR-F
8	WTFX-F	AOR	58 / 4.5	3.6	4.1	4.3	3.4	4.1	1006 / 11.7	10.9	11.9	C	WTFX-F
9	WQMF-F	CL AOR	49 / 3.8	3.9	3.1	3.4	3.6	3.5	893 / 10.4	8.7	10.0	D	WQMF-F
10	WBLO-F	B	37 / 2.9	2.5	2.2	3.1	2.9	2.7	619 / 7.2	7.6	6.5	A	WBLO-F
10	WKJK	ST	37 / 2.9	3.7	2.9	2.1	3.3	2.9	442 / 5.1	5.0	4.5	A	WKJK
12	WMJM-F	B/O	30 / 2.3	2.1	2.4	1.7	1.1	2.1	509 / 5.9	5.0	3.5	*	WMJM-F
13	WLRS-F	AOR-NR	28 / 2.2	2.8	5.1	3.7	4.4	3.4	709 / 8.3	8.8	10.6	C	WLRS-F
14	WQSH-F	AC-NR	21 / 1.6	2.9	2.4	0.9		1.9	522 / 6.1	8.3			WQSH-F
14	WMHX-F	AC/CHR	21 / 1.6	1.7	1.7	1.1	1.8	1.5	452 / 5.3	6.7	4.8	A	WMHX-F
16	WHKW-F	C	20 / 1.5	2.4	2.0	2.7	3.8	2.2	578 / 6.7	8.2	11.0	B	WHKW-F
17	WLSY-F	B/O	19 / 1.5	2.2	1.5	2.2	0.9	1.8	275 / 3.2	4.5	1.9		WLSY-F
18	WLKY	N	17 / 1.3	1.2	1.7	1.4	1.2	1.4	411 / 4.8	5.5	5.4	A	WLKY
19	WXLN-F	REL-CC	13 / 1.0	0.8	1.4	0.8	0.9	1.0	217 / 2.5	3.0	2.8	A	WXLN-F
19	WLLV	B/G	13 / 1.0	0.8	0.4	0.7	0.5	0.7	148 / 1.7	1.7	1.8		WLLV

12+ FM Share (Metro): 78.26% (893 of 1141) (Summer 98: 77.20%)

Teens	18-34	18-49	25-49	25-54	35+	12+ AMD	12+ Mid	12+ PMD	12+ Eve	12+ Wknd
1 WDJX-F >>>	1 WAMZ-F	1 WAMZ-F >	1 WAMZ-F >	1 WAMZ-F >	1 WHAS <	1 WHAS	1 WAMZ-F	1 WAMZ-F >	1 WAMZ-F	1 WAMZ-F >
2 WGZB-F	2 WTFX-F <	2 WVEZ-F <	2 WVEZ-F	2 WVEZ-F	2 WAMZ-F >	2 WAMZ-F >>	2 WHAS	2 WHAS	2 WDJX-F	2 WHAS >
3 WBLO-F	3 WDJX-F >	3 WDJX-F	3 WHAS <	3 WHAS	3 WVEZ-F	3 WVEZ-F <	3 WVEZ-F	3 WDJX-F	2 WHAS <	3 WDJX-F <
3 WTFX-F >>	4 WBLO-F	4 WSFR-F <	4 WSFR-F <	4 WSFR-F <	4 WRKA-F >	4 WDJX-F <	4 WDJX-F	4 WVEZ-F >	4 WVEZ-F	4 WGZB-F <
	4 WSFR-F	5 WHAS <	5 WDJX-F	5 WRKA-F <	5 WKJK <	5 WSFR-F <	5 WRKA-F	5 WRKA-F	5 WTFX-F <	5 WVEZ-F
	6 WVEZ-F <	6 WTFX-F <	6 WGZB-F	6 WDJX-F <	6 WSFR-F <	6 WTFX-F	6 WSFR-F	6 WGZB-F <	6 WGZB-F >	6 WRKA-F
	7 WGZB-F	7 WGZB-F	6 WRKA-F <	7 WQMF-F <	7 WGZB-F <	7 WRKA-F <	7 WQMF-F <	7 WSFR-F	7 WBLO-F	7 WSFR-F
	8 WQMF-F	8 WRKA-F	8 WQMF-F <	8 WGZB-F	8 WDJX-F <	8 WGZB-F	8 WTFX-F <	8 WQMF-F	8 WRKA-F <	8 WBLO-F
	9 WQSH-F	8 WQMF-F	9 WTFX-F >	9 WTFX-F >	9 WQMF-F	9 WQMF-F >	9 WKJK	9 WTFX-F	9 WMJM-F	8 WQMF-F
	9 WLRS-F							10 WBLO-F		10 WTFX-F

Wom 18-24	Wom 18-34	Wom 25-34	Wom 18-49	Wom 25-54	Men 18-24	Men 18-34	Men 25-34	Men 18-49	Men 25-54	12+ Ovrite
1 WDJX-F	1 WAMZ-F >	1 WAMZ-F >	1 WAMZ-F >	1 WAMZ-F >	1 WDJX-F	1 WTFX-F >	1 WTFX-F >	1 WAMZ-F	1 WAMZ-F	1 WHAS
2 WAMZ-F >	2 WDJX-F	2 WVEZ-F <	2 WVEZ-F <	2 WVEZ-F >	1 WTFX-F	2 WAMZ-F <	2 WAMZ-F >	2 WTFX-F <	2 WHAS <	2 WVEZ-F
3 WVEZ-F	3 WVEZ-F	3 WDJX-F	3 WDJX-F	3 WDJX-F	3 WBLO-F >	3 WBLO-F	3 WBLO-F	3 WSFR-F	3 WSFR-F	3 WDJX-F <
4 WBLO-F	4 WGZB-F	4 WSFR-F	4 WGZB-F	4 WSFR-F	4 WSFR-F	3 WDJX-F	3 WSFR-F	4 WHAS	4 WQMF-F <	4 WGZB-F
4 WGZB-F	5 WSFR-F	5 WGZB-F	5 WRKA-F	4 WRKA-F <	5 WQMF-F	5 WSFR-F	5 WLRS-F	5 WVEZ-F	5 WVEZ-F	5 WTFX-F
6 WTFX-F	6 WQSH-F	5 WQSH-F	6 WSFR-F	6 WHAS >	5 WGZB-F	6 WLRS-F	6 WDJX-F	5 WQMF-F <	5 WTFX-F	
	7 WBLO-F	7 WQMF-F >	7 WHAS >	7 WSFR-F		6 WQMF-F	6 WQMF-F	7 WDJX-F	7 WRKA-F >	
	8 WTFX-F	8 WHAS	8 WMJM-F	8 WQMF-F		8 WGZB-F	8 WHAS	8 WBLO-F	8 WDJX-F	
		8 WRKA-F	8 WQSH-F	9 WMJM-F >			9 WGZB-F	8 WGZB-F <	9 WGZB-F	
			8 WQMF-F <							

Other Rated Stations			Metro Share	Cume Rating	TSA AQH Cume
WLOU	B/G	1350	Louisville	0.6	2.1
WMPI-F	C	105.3	Scottsburg, IN	0.4	1.3
WRVI-F	CL HITS	105.9	New Albany, IN	0.9	4.9
WTHQ-F	C	101.7	Shelbyville, KY	0.7	1.8
WTMT	SPRTS	620	Louisville	0.7	1.9
WWKY	T	790	Louisville	0.9	3.3

LOUISVILLE

Consolidation Report	12+	25-54	Revenue
Blue Chip WDJX-FM, WFIA-AM, WGZB-FM, WLRS-FM, WMJM-FM	23.0 %	20.4 %	18.0 %
Clear Channel WAMZ-FM, WHAS-AM, WHKW-FM, WKJK-AM, WQMF-FM, WTFX-FM, WWKY-AM	39.9 %	35.0 %	51.3 %
Cox Radio WMHX-FM, WRKA-FM, WSFR-FM, WVEZ-FM	19.2 %	24.0 %	25.8 %
Salem WLSY-FM, WRVI-FM	2.4 %	2.5 %	%
	84.5 %	81.9 %	95.1 %

AM Stations

Station	Freq	Power	Service	Source	Daypart	Channel	Notes
WHAS	840	50 kw	Full Service	ABC	\$132.00	Clr Chnl	Clear Channel
WKJK	1080	10 kw/1 kw (DA-2)	Standards	Westwd, ABC	\$ NA	Clr Chnl	Clear Channel
WLKY	970	5 kw (DA-2)	News	AP, CBS	\$ NA	Katz	Hearst-Argyle
WLLV	1240	1 kw	Black Gospel		\$ NA	K&P	Mortenson

FM Stations

Station	Freq	Power	Service	Source	Daypart	Channel	Notes
WAMZ	97.5	100 kw @ 673	Country		\$155.00	Christal	Clear Channel
WBLO	104.3	3kw @ 328	Black		\$ NA	Mc-Guild	Charlestown, IN
WDJX	99.7	24 kw @ 715	CHR		\$60.00	Eastman	Blue Chip
WGZB	96.5	3 kw @ 328	Black	ABC	\$45.00	D&R	Blue Chip Corydon, IN
WHKW	98.9	50 kw @ 492	Country		\$24.00	Clr Chnl	Clear Channel Salem, IN
WLRS	102.3	3 kw @ 285	AOR-New Rock		\$30.00	Eastman	Blue Chip
WLSY	94.7	2.15 kw @ 387	Black Oldies		\$ NA	Christal	Salem New Albany, IN
WMHX	103.9	1.35 kw @ 490	AC/CHR		\$25.00	Christal	Cox Radio
WMJM	101.3	1.9 kw @ 415	Black Oldies	ABC	\$<20.00	D&R	Blue Chip Jeffersontown
WQMF	95.7	28.5 kw @ 643	Classic AOR		\$60.00	Clr Chnl	Clear Channel Jeffersonville, IN
WQSH	93.1	2.15 kw @ 387	Modern AC		\$ NA	Clr Chnl	Clear Channel Clarksville, IN
WRKA	103.1	6 kw @ 312	Oldies		\$60.00	Christal	Cox Radio
WSFR	107.7	31 kw @ 568	Classic Hits		\$31.00	Christal	Cox Radio Corydon, IN
WTFX	100.5	37.4 kw @ 554	AOR	Source	\$55.00	Clr Chnl	Clear Channel
WVEZ	106.9	24.5 kw @ 670	Soft AC		\$68.00	Christal	Cox Radio
WXLN	105.1	0.74 kw @ 551	Contemp. Christian	USA		Salem	Blue Chip, pend. Shepherdsville

Notes: * WMJM-F revenue included in WGZB-F revenue level . . . 6/99 WNAI (680) changed from News/Talk to Religion as WJIE . . . 9/99 WLRS-F changed from New Rock to Soft AC as WULV-F ("Love 102.3") . . . 9/99 The WQSH-F calls and Modern AC format moved from 93.1 to 98.9; the 93.1 changed to Country as WYBL-F ("The Bull") . . . 10/99 WLSY-F changed from Black Oldies to Religion . . . 10/99 WRVI-F changed from Classic Hits to Contemporary Christian (REL-CC), retaining its "The River" identity

MADISON

Arbitron Rank 120 Pop (12+) 342,200	Stations 23 / 19	Last Year's Revenue: \$24,000,000
MSA Rank: 123	Diaries: 1,431 / 239:1 / 57.9%	Household Income: \$53,257
MSA Pop: 409,000	Sample Target: 1,300	Total Retail Sales: \$5.2 Bil.
DMA: 84	% Below Line: 1.8	#1 Biller: WZEE-F \$3,400,000
Average Persons Rating: 14.5	% Not Listed: 19.0	#1 Billing Portfolio
Market TSL in Hours 19.25	Pop per Station: 18,011	AMFM \$10,610,000

12+ Metro	Format	Summer 99 1/4 Share	Spg 99	Win 99	Fall 98	Sum 98	4-Book Avg	12+ Metro Cume / Rtg.	Spg 99	Sum 98	12+ TSA AQH / Cume	Revenue Level	
1	WZEE-F	CHR	53 / 10.7	11.8	8.9	11.0	12.1	10.6	965 / 28.2	31.0	32.3	E	WZEE-F
2	WMGN-F	AC	42 / 8.5	8.6	7.5	7.6	8.2	8.0	712 / 20.8	20.5	20.3	E	WMGN-F
3	WIBA	FS/T	38 / 7.7	5.9	7.9	7.0	6.6	7.1	648 / 18.9	17.1	17.7	D	WIBA
4	WOLX-F	O	34 / 6.9	7.5	5.9	6.2	7.6	6.6	695 / 20.3	20.5	22.7	D	WOLX-F
5	WMAD-F	AOR-NR	32 / 6.4	4.1	4.6	4.6	4.1	4.9	632 / 18.5	16.1	16.4	C	WMAD-F
5	WJJO-F	AOR	32 / 6.4	8.0	6.5	6.0	8.6	6.7	562 / 16.4	15.9	17.7	C	WJJO-F
7	WIBA-F	AOR	29 / 5.8	5.9	5.1	3.6	5.5	5.1	622 / 18.2	18.9	19.2	E	WIBA-F
8	WWQM-F	C	25 / 5.0	6.3	7.5	6.2	5.7	6.3	401 / 11.7	14.7	14.1	D	WWQM-F
9	WMMM-F	AOR-P	19 / 3.8	3.5	4.6	4.6	4.1	4.1	452 / 13.2	11.4	13.0	B	WMMM-F
10	WTDY	T	18 / 3.6	2.7	4.4	3.6	2.5	3.6	230 / 6.7	7.0	9.9	C*	WTDY
11	WMLI-F	SAC	17 / 3.4	3.3	3.4	3.2	1.8	3.3	406 / 11.9	12.1	9.0	A	WMLI-F
12	WYZM-F	C	11 / 2.2	2.4	2.6	2.0	2.7	2.3	237 / 6.9	8.6	8.9	B	WYZM-F
13	WSJY-F	SAC	10 / 2.0	1.6	1.8	1.4	1.0	1.7	174 / 5.1	4.0	3.6	B	WSJY-F
14	WTSO	ST	9 / 1.8	3.3	4.0	4.0	3.3	3.3	208 / 6.1	7.7	6.6	B	WTSO
15	WHIT	SPRTS	8 / 1.6	0.8	3.0	1.6	2.0	1.8	104 / 3.0	2.2	3.7	A	WHIT

12+ FM Share (Metro): 77.86% (313 of 402) (Summer 98: 77.78%)

Teens	18-34	18-49	25-49	25-54	35+	12+ AMD	12+ Mid	12+ PMD	12+ Eve	12+ Wknd
1 WZEE-F >>>	1 WZEE-F	1 WZEE-F	1 WMGN-F	1 WMGN-F	1 WIBA	1 WIBA <	1 WMGN-F <	1 WZEE-F >	1 WZEE-F >	1 WZEE-F
2 WMAD-F >>	2 WMAD-F <	2 WMGN-F	2 WZEE-F	2 WZEE-F	2 WMGN-F <	2 WZEE-F	2 WZEE-F	2 WMAD-F	2 WMAD-F	2 WIBA
3 WOLX-F	3 WJJO-F >	3 WJJO-F <	3 WOLX-F <	3 WOLX-F	3 WOLX-F >	3 WMGN-F <	3 WJJO-F	2 WMGN-F <	3 WIBA <	3 WMGN-F <
3 WJJO-F >>	4 WIBA-F	4 WMAD-F	4 WJJO-F <	4 WIBA-F <	4 WWQM-F	4 WJJO-F	3 WMAD-F <	4 WOLX-F <	4 WMLI-F	4 WOLX-F >
	5 WMGN-F	5 WIBA-F	5 WIBA-F	5 WJJO-F	5 WZEE-F	5 WIBA-F	5 WOLX-F	5 WJJO-F	5 WIBA-F <	5 WMAD-F
	6 WMMM-F	6 WOLX-F	6 WMMM-F <	6 WWQM-F	6 WIBA-F <	6 WOLX-F	6 WIBA	6 WIBA-F	6 WOLX-F <	6 WIBA-F <
	7 WWQM-F	7 WMMM-F <	7 WWQM-F <	6 WMMM-F	7 WTDY <	7 WWQM-F	6 WWQM-F <	7 WWQM-F	7 WJJO-F	7 WWQM-F <
	7 WOLX-F	8 WWQM-F	8 WMAD-F <	8 WIBA <	8 WMLI-F	7 WMAD-F	8 WIBA-F <	8 WIBA	7 WMGN-F	8 WMMM-F
		9 WIBA <	9 WIBA	9 WMAD-F <	9 WSJY-F	9 WTDY >	9 WTDY	9 WMLI-F	7 WMMM-F >	9 WJJO-F <
				10 WMLI-F	9 WTSO		10 WMMM-F	9 WMMM-F >		10 WMLI-F >

Wom 18-24	Wom 18-34	Wom 25-34	Wom 18-49	Wom 25-54	Men 18-24	Men 18-34	Men 25-34	Men 18-49	Men 25-54	12+ Ovrnite
1 WZEE-F >	1 WZEE-F >>	1 WZEE-F >	1 WZEE-F	1 WMGN-F	1 WMAD-F	1 WMAD-F	1 WIBA-F	1 WJJO-F	1 WIBA-F	1 WZEE-F
2 WMAD-F >	2 WMAD-F	2 WMGN-F >	2 WMGN-F >>	2 WZEE-F >	2 WJJO-F >	1 WJJO-F	1 WJJO-F >	2 WIBA-F	2 WJJO-F <	2 WIBA-F
3 WMLI-F >	2 WMGN-F	3 WJJO-F	3 WOLX-F	3 WOLX-F >	3 WZEE-F >	3 WIBA-F <	3 WMAD-F	3 WMAD-F	3 WOLX-F	3 WIBA
4 WIBA-F	4 WJJO-F >	4 WMMM-F	4 WMAD-F <	4 WMLI-F	4 WIBA-F >	4 WZEE-F >	4 WTDY	4 WZEE-F	4 WWQM-F	4 WOLX-F
4 WJJO-F	5 WMLI-F	5 WMAD-F >	5 WMLI-F	5 WJJO-F		5 WMMM-F	4 WZEE-F	5 WWQM-F <	5 WIBA	
4 WMGN-F	5 WMMM-F		6 WMMM-F	5 WMMM-F		6 WTDY	4 WMMM-F	6 WOLX-F	5 WZEE-F	
4 WMMM-F >>			7 WJJO-F	7 WWQM-F		6 WIBA	7 WIBA	7 WIBA	5 WMMM-F	
			8 WWQM-F	7 WMAD-F		6 WMGN-F	7 WMGN-F	7 WMMM-F	8 WMGN-F	
						6 WOLX-F	7 WOLX-F >	9 WTDY	8 WTDY	
								9 WMGN-F	10 WMAD-F	

Other Rated Stations				Metro Share	Cume Rating	TSA AQH Cume	Other Rated Stations--Outside Market				Metro Share	Cume Rating	TSA AQH Cume
WIBU	C/O	1240	Poynette	1.2	3.0	WGN	FS/T	720	Chicago	0.6	2.1		
WKPO-F	CHR	105.9	Evansville	1.0	4.1	WISN	T	1130	Milwaukee	0.4	1.2		
WTDA	T	1480	Madison	0.6	2.8	WJVL-F	C	99.9	Janesville	0.4	1.5		
WTLX-F	T	100.5	Columbus	0.4	1.9	WTMJ	FS	620	Milwaukee	0.4	1.6		

MADISON

Consolidation Report	12+	25-54	Revenue
AMFM (Pend. to Clear Channel)	35.8 %	30.8 %	44.2 %
WIBA-AM, WIBA-FM, WMAD-FM, WMLI-FM, WTSO-AM, WZEE-FM			
Mid-West Family	25.7 %	29.5 %	35.5 %
WHIT-AM, WJJO-FM, WMGN-FM, WTDA-AM, WTDY-AM, WWQM-FM			
Woodward	12.9 %	15.9 %	18.7 %
WMMM-FM, WOLX-FM, WYZM-FM			
	74.4 %	76.2 %	98.4 %

AM Stations

Station	Power	Days	Format	Network	Rate	Owner	Group
WHIT	1550	5 kw (Days)	Sports	ABC, 1-On-1, ESPN	\$<20.00	Mc-Guild	Mid-West Family
WIBA	1310	5 kw/5.4 kw (DA-N)	Full Service/Talk	CBS	\$39.00	Katz	AMFM
WTDY	1670	10 kw/1 kw	Talk	ABC, Westwd	\$24.00	Mc-Guild	Mid-West Family
WTSO	1070	10 kw/5 kw (DA-2)	Standards	ABC, ESPN, WW1	\$20.00	Banner	AMFM

FM Stations

Station	Frequency	Power	Format	Network	Rate	Owner	Group	Location
WIBA	101.5	12 kw @ 1017	AOR		\$64.00	Katz	AMFM	
WJJO	94.1	50 kw @ 492	AOR		\$31.00	Mc-Guild	Mid-West Family	Watertown
WMAD	92.1	1.8 kw @ 400	AOR-New Rock		\$ 24.00	Katz	AMFM	Sun Prairie
WMGN	98.1	38 kw @ 581	AC		\$53.00	Mc-Guild	Mid-West Family	
WMLI	96.3	5 kw @ 672	Soft AC		\$<20.00	Katz	AMFM	Sauk City
WMMM	105.5	2 kw @ 573	Progressive AOR		\$<20.00	Mc-Guild	Woodward	Verona
WOLX	94.9	37 kw @ 1299	Oldies		\$ 50.00	Mc-Guild	Woodward	Baraboo
WSJY	107.3	26 kw @ 674	Soft AC	ABC	\$<20.00	--	Marathon	Ft. Atkinson
WWQM	106.3	4.5 kw @ 380	Country		\$52.00	Mc-Guild	Mid-West Family	Middleton
WYZM	105.1	6 kw @ 243	Country		\$<20.00	--	Woodward	Waunakee
WZEE	104.1	12 kw @ 1004	CHR		\$53.00	Katz	AMFM	

Notes: * WTDY revenue level includes revenue of WTDA . . . 8/99 WIBU (1240; Poynette) changed from Classic Country to Standards from Jones . . . 10/99 AMFM and Clear Channel announced plans to merge

FORMAT CODES

AC - Adult Contemporary	J - Jazz and New Adult Contemporary
AC-NR - Modern AC	KIDS - Children's
AOR - Album Oriented Rock	N - News
AOR-NR - New Rock	O - Oldies (50's & 60's)
AOR-P - Progressive AOR	REL - Religion, Christian
B - Black (audience 75%+ Black)	REL-CC - Contemporary Christian
B/AC - Black Adult Contemporary	SAC - Soft Adult Contemporary
B/G - Black Gospel	SP - Hispanic/Spanish
B/O - Black Oldies	SP-C - Hispanic Contemporary
BIZ - Business News & Talk	SP-NT - Hispanic News/Talk/Information
C - Country	SP-R - Hispanic-Regional
C/O - Classic Country	SP-TP - Hispanic-Tropical
CHR - Contemporary Hit Radio, Top 40	SP-VA - Hispanic Variety
CL - Classical	SP-TJ - Tejano
CL AOR - Classic AOR, Classic Rock	SPRTS - Sports
CL HITS - Classic Hits/70's Oldies	ST - Standards, Big Band, Nostalgia
E - Ethnic (usually Foreign Lang.)	T - Talk
EZ - Easy Listening, Beautiful Music	U - Urban (majority of audience is non-white)
FS - Full Service	VA - Variety
G - Gospel	? - Others or Unknown

REVENUE LEVEL CODES

A - Less than \$500,000	E - \$3,000,000 to \$3,999,999	I - \$10,000,000 to \$14,999,999
B - \$500,000 to \$999,999	F - \$4,000,000 to \$4,999,999	J - \$15,000,000 to \$19,999,999
C - \$1,000,000 to \$1,999,999	G - \$5,000,000 to \$6,999,999	K - \$20,000,000 to \$29,999,999
D - \$2,000,000 to \$2,999,999	H - \$7,000,000 to \$9,999,999	L - \$30,000,000+

MEMPHIS

Arbitron Rank 46 **Pop (12+)** 950,900
MSA Rank: 53
MSA Pop: 1,100,000
DMA: 43
Average Persons Rating: 16.8
Market TSL in Hours 22.25

Stations 27 / 24
Diaries: 1,472 / 646:1 / 44.9%
Sample Target: 1,490
% Below Line: 1.4
% Not Listed: 10.7
Pop per Station: 39,621

Last Year's Revenue: \$50,400,000
Household Income: \$39,609
Total Retail Sales: \$11.3 Bil.
#1 Biller: WMC-F \$7,500,000
#1 Billing Portfolio
 Clear Channel \$19,710,000

12+ Metro	Format	Summer 99 1/4 Share	Spg 99	Win 99	Fall 98	Sum 98	4-Book Avg	12+ Metro Cume / Rtg.	Spg 99	Sum 98	12+ TSA AQH / Cume	Revenue Level
1	WDIA	B	134 / 8.4	7.2	6.2	8.5	6.6	7.6	1336 / 14.0	14.5	12.9	E
2	WGKX-F	C	108 / 6.8	5.9	4.6	6.6	6.0	6.0	1435 / 15.1	13.9	14.6	F
3	WHRK-F	B	103 / 6.5	8.8	7.9	9.3	6.6	8.1	1960 / 20.6	21.5	19.3	G
4	WEGR-F	AOR	92 / 5.8	6.5	4.8	5.5	5.8	5.6	1259 / 13.2	13.7	13.7	F
5	WRBO-F	B/O	88 / 5.5	5.3	6.1	6.2	7.6	5.8	1409 / 14.8	14.6	15.7	B
6	KXHT-F	B	85 / 5.3	6.1	5.9	6.0	4.4	5.8	1379 / 14.5	14.3	13.7	KXHT-F
7	KJMS-F	B/AC	83 / 5.2	5.6	6.6	4.5	3.7	5.5	1399 / 14.7	14.7	13.3	F
8	WMC-F	CHR/AC	81 / 5.1	5.0	5.5	5.9	5.0	5.4	1301 / 13.7	14.1	15.7	H
9	WRVR-F	AC	80 / 5.0	6.6	5.4	5.8	6.6	5.7	1194 / 12.6	14.5	14.8	H
10	WLOK	B/G	72 / 4.5	5.1	5.6	5.4	6.3	5.2	990 / 10.4	9.3	11.3	C
11	WKSL-F	CHR	62 / 3.9	3.5	2.9	2.8	2.7	3.3	1267 / 13.3	11.0	10.6	WKSL-F
12	WSRR-F	CL HITS	56 / 3.5	3.0	4.3	3.9	4.4	3.7	910 / 9.6	9.8	13.1	E
13	WOTO-F	O	49 / 3.1	3.1	2.3	1.2	1.2	2.4	891 / 9.4	8.6	5.0	B
14	WOGY-F	C	48 / 3.0	3.5	4.0	3.1	4.4	3.4	876 / 9.2	10.3	11.4	D
14	WREC	T	48 / 3.0	3.3	3.0	3.0	2.8	3.1	730 / 7.7	8.0	7.9	C
16	WMFS-F	AOR	47 / 2.9	2.3	2.0	2.1	2.2	2.3	781 / 8.2	5.6	5.9	A
17	KWAM	B/G	44 / 2.8	2.1	1.9	1.4	2.9	2.1	716 / 7.5	4.9	5.9	A
18	WCRV	REL	27 / 1.7	1.3	2.4	1.3	1.3	1.7	495 / 5.2	5.3	4.8	WCRV
19	WPLX	ST	24 / 1.5	1.3	1.1	1.1	1.9	1.3	209 / 2.2	2.2	3.2	WPLX
20	WBBP	B/G	18 / 1.1	1.1	0.8		1.4		267 / 2.8	2.9	3.3	WBBP
21	WJCE	B/O	16 / 1.0	0.7	0.7	0.7	0.4	0.8	266 / 2.8	3.1	2.4	A
22	WMC	N/T	14 / 0.9	1.3	1.3	1.7	1.9	1.3	363 / 3.8	5.5	6.4	C

12+ FM Share (Metro): 71.26% (1014 of 1423) (Summer 98: 69.47%)

Teens	18-34	18-49	25-49	25-54	35+	12+ AMD	12+ Mid	12+ PMD	12+ Eve	12+ Wknd
1 KXHT-F	1 WHRK-F	1 WEGR-F <	1 WEGR-F	1 WEGR-F <	1 WDIA >	1 WDIA	1 WGKX-F	1 WEGR-F <	1 KXHT-F	1 WDIA >
2 WHRK-F	2 KXHT-F <	2 WHRK-F <	2 WMC-F <	2 WDIA	2 WGKX-F >	2 WEGR-F <	2 WMC-F	2 WGKX-F	1 WHRK-F <	2 KXHT-F <
3 WKSL-F >>	3 WEGR-F	3 WMC-F <	3 WDIA <	3 WGKX-F <	3 WRBO-F	3 WGKX-F	2 WRVR-F <	3 WHRK-F	3 WRBO-F >	3 WHRK-F <
4 KWAM >	4 KJMS-F <	4 KJMS-F <	4 WRBO-F <	4 WMC-F <	3 WLOK <	4 WHRK-F <	4 WDIA <	4 WDIA	4 WKSL-F <	4 KJMS-F <
	5 WMC-F <	5 WRBO-F <	4 KJMS-F <	5 WRBO-F <	5 WRVR-F	5 WMC-F <	5 WEGR-F	4 KJMS-F <	5 KJMS-F	5 WGKX-F
	6 WMFS-F	6 WDIA <	6 WHRK-F <	6 KJMS-F <	6 WEGR-F <	6 WRVR-F <	6 WHRK-F <	6 WRBO-F <	6 WDIA	6 WRBO-F <
	7 WKSL-F	7 WGKX-F <	7 WGKX-F <	7 WRVR-F	7 WREC	7 WLOK	7 WREC	7 KXHT-F	7 WLOK <	7 WLOK
	7 WRBO-F <	8 KXHT-F <	8 WSRR-F <	7 WHRK-F	7 WMC-F <	8 KJMS-F	7 WRBO-F <	7 WMC-F	8 WGKX-F	8 WKSL-F
	9 WGKX-F <	9 WRVR-F <	9 WRVR-F >	9 WSRR-F	9 WOTO-F	9 WRBO-F	9 WSRR-F	9 WKSL-F	8 WMFS-F <	8 WRVR-F
	10 WRVR-F	10 WSRR-F	10 WLOK <	10 WLOK <	9 KJMS-F	10 WMFS-F	10 KJMS-F <	9 WRVR-F	10 WRVR-F <	10 KWAM <
						10 WOGY-F		9 WLOK		

Wom 18-24	Wom 18-34	Wom 25-34	Wom 18-49	Wom 25-54	Men 18-24	Men 18-34	Men 25-34	Men 18-49	Men 25-54	12+ Ovrnite
1 WHRK-F	1 WHRK-F <	1 WMC-F	1 WMC-F	1 WMC-F	1 KXHT-F >	1 KXHT-F <	1 WEGR-F	1 WEGR-F >	1 WEGR-F >	1 WHRK-F
2 KXHT-F	2 WMC-F	2 WHRK-F <	2 WHRK-F	2 WDIA <	2 WMFS-F	2 WHRK-F	2 WHRK-F	2 KXHT-F <	2 WRBO-F <	2 WRBO-F
2 KJMS-F	3 KJMS-F	3 WRVR-F	2 KJMS-F <	3 WRVR-F <	2 WHRK-F >>	3 WEGR-F <	3 WMFS-F	3 WHRK-F <	3 WDIA <	3 KJMS-F <
2 WMC-F	4 WEGR-F	4 KJMS-F	4 WGKX-F <	4 WGKX-F	4 WKSL-F	4 WMFS-F >	4 KXHT-F	4 WMFS-F <	4 WSRR-F <	4 WGKX-F <
5 WKSL-F	4 WRVR-F <	5 WEGR-F	5 WDIA <	5 KJMS-F <	4 WRVR-F	5 KJMS-F	5 KJMS-F	5 WRBO-F <	5 KJMS-F <	5 WLOK
5 WEGR-F >	6 WKSL-F	5 WGKX-F	6 WRVR-F <	6 WLOK	4 WRBO-F	5 WRBO-F	5 WRBO-F	6 WSRR-F <	6 WGKX-F <	
7 WRBO-F	7 KXHT-F	7 WLOK	7 WRBO-F	6 WRBO-F <	7 WEGR-F	7 WGKX-F <	7 WSRR-F	7 KJMS-F	7 WHRK-F <	
	7 WGKX-F <	7 WKSL-F <	8 WKSL-F <	8 WHRK-F >	7 WGKX-F	8 WKSL-F	7 WGKX-F	8 WDIA	8 WMFS-F	
	9 WRBO-F	9 WSRR-F	9 WLOK <	9 WSRR-F	7 KJMS-F			9 WRVR-F	9 KXHT-F <	
	10 WLOK	9 WRBO-F	10 WEGR-F					9 WGKX-F	10 WMC-F <	
								9 WMC-F		

Other Rated Stations	Metro Share	Cume Rating	TSA AQH Cume
KSUD-F	REL-CC	94.7	Turrett, AR 0.6 0.9
WHBQ	SPRTS	560	Memphis 0.8 3.3

Other Rated Stations--Outside Market	Metro Share	Cume Rating	TSA AQH Cume
KIYS-F	CHR	101.9	Jonesboro, AR 0.7 2.8
WMPS-F	AC-NR	96.1	Tunica, MS 0.4 1.6
WTNV-F	C	104.1	Jackson, TN 0.4 0.9

MEMPHIS

Consolidation Report	12+	25-54	Revenue
Barnstable WGKX-FM, WRBO-FM, WSRR-FM	15.8 %	18.5 %	18.1 %
Clear Channel KJMS-FM, KWAM-AM, WDIA-AM, WEGR-FM, WHRK-FM, WOTO-FM, WREC-AM, WYLT-FM	34.8 %	36.6 %	39.1 %
Entercom, pend. WJCE-AM, WOGY-FM, WRVR-FM	9.0 %	9.3 %	20.1 %
Flinn KXHT-FM, WHBQ-AM, WKSL-FM, WMPS-FM, WOWW-AM, WSFZ-AM	10.3 %	6.7 %	%
	69.9 %	71.1 %	77.3 %

AM Stations

Call	Freq	Pwr	Class	Genre	Net	Rate	Chnl	Company	City
KWAM	990	10 kw/0.45 kw (DA-2)		Black Gospel	Westwd	\$ NA	Clr Chnl	Clear Channel	
WBBP	1480	5 kw/0.04 kw		Black Gospel		\$ NA	---		
WCRV	640	50 kw/0.48 kw (DA-2)		Religion	USA	\$<20.00	---	Bott	Collierville
WDIA	1070	50 kw/5 kw (DA-2)		Black	ABC, CBS	\$48.00	Clr Chnl	Clear Channel	
WJCE	680	10 kw/5 kw (DA-N)		Black Oldies	ABC	\$20.00	Allied	Entercom, pend.	
WLOK	1340	1 kw		Black Gospel		\$33.00	Unirep		
WMC	790	5 kw (DA-N)		News/Talk	ABC	\$53.00	Mc-Guild	Raycom	
WPLX	1170	1 kw (Days)		Standards	Westwd, CBS	\$19.00	---		Germantown
WREC	600	5 kw (DA-2)		Talk	CNN, Westwd	\$<20.00	Clr Chnl	Clear Channel	

FM Stations

Call	Freq	Pwr	Class	Genre	Net	Rate	Chnl	Company	City
KJMS	101.1	100 kw @ 450		Black AC	ABC, AURN	\$45.00	Clr Chnl	Clear Channel	
KXHT	107.1	12.75 kw @ 479		Black		\$17.00	Williams	Flinn	Marion, AR
WEGR	102.7	100 kw @ 900		AOR	Westwd	\$98.00	Clr Chnl	Clear Channel	
WGKX	105.9	100 kw @ 984		Country		\$115.00	Katz	Barnstable	
WHRK	97.1	100 kw @ 531		Black	CBS, ABC	\$105.00	Clr Chnl	Clear Channel	
WKSL	107.5	3 kw @ 328		CHR		\$ NA	---	Flinn	Germantown
WMC	99.7	300 kw @ 908		CHR/AC	Source	\$82.00	Mc-Guild	Raycom	
WMFS	92.9	6 kw @ 328		AOR		\$21.00	---		Bartlett
WOGY	94.1	50 kw @ 472		Country	Westwd	\$40.00	Allied	Entercom, pend.	Germantown
WOTO	95.7	6 kw @ 328		Oldies		\$24.00	Clr Chnl	Clear Channel	Olive Branch, MS
WRBO	103.5	100 kw @ 587		Black Oldies		\$ NA	Katz	Barnstable	Como, MS
WRVR	104.5	100 kw @ 750		AC		\$125.00	Allied	Entercom, pend.	
WSRR	98.1	100 kw @ 768		Classic Hits		\$54.00	Katz	Barnstable	Millington

Notes: 9/99 WOWW (1430; Germantown) changed from Talk to Black Gospel

MIAMI-FORT LAUDERDALE

Arbitron Rank 12 Pop (12+): 3,111,400
MSA Rank: 24-Miami; 39-Ft. Laud.
MSA Pop: 3,680,000
DMA: 16
Average Persons Rating: 18.1
Market TSL in Hours 24.00

Stations 35 / 31
Diaries: 4,563/ 682:1/ 42.6%
Sample Target: 4,710
% Below Line: 3.0
% Not Listed: 10.0
Pop per Station: 100,368

Last Year's Revenue: \$209,000,000
Household Income: \$36,812
Total Retail Sales: \$41.9 Bil.
#1 Biller: WAMR-F \$17,500,000
#1 Billing Portfolio
 Clear Channel \$52,450,000

12+ Metro	Format	Summer 99 1/4 Share	Spg 99	Win 99	Fall 98	Sum 98	4-Book Avg	12+ Metro Cume / Rtg.	Spg 99	Sum 98	12+ TSA AQH / Cume	Revenue Level	
1	WEDR-F	B	400 / 7.1	6.8	6.7	8.0	7.4	7.1	5348 / 17.2	16.7	16.7	I	WEDR-F
2	WLYF-F	SAC	306 / 5.4	5.1	5.0	4.8	4.0	5.1	3763 / 12.1	10.0	11.6	I	WLYF-F
3	WAMR-F	SP	288 / 5.1	4.9	4.9	4.6	5.0	4.9	2964 / 9.5	12.3	9.8	J	WAMR-F
3	WPOW-F	CHR/U	288 / 5.1	5.1	5.0	5.5	5.0	5.2	5723 / 18.4	19.3	17.1	I	WPOW-F
5	WHQT-F	B/A/C	255 / 4.5	4.6	4.2	5.2	4.9	4.6	3575 / 11.5	11.8	12.1	H	WHQT-F
6	WHYI-F	CHR/AC	239 / 4.2	4.6	3.8	3.4	4.2	4.0	4972 / 16.0	16.1	14.6	I	WHYI-F
7	WAQI	SP-VA	218 / 3.9	4.4	5.3	4.4	4.4	4.5	1987 / 6.4	6.3	6.1	G	WAQI
8	WLVE-F	J	209 / 3.7	3.9	3.6	3.7	4.2	3.7	3206 / 10.3	9.6	10.0	H	WLVE-F
9	WKIS-F	C	204 / 3.6	3.4	4.5	3.3	4.2	3.7	2955 / 9.5	9.3	9.9	I	WKIS-F
10	WTMI-F	CL	201 / 3.6	3.7	3.4	3.1	2.8	3.4	2879 / 8.6	9.2	7.8	G	WTMI-F
11	WMGE-F	B/O	198 / 3.5	1.6	1.7	1.5	1.8	2.1	3094 / 9.9	7.4	8.9	G	WMGE-F
12	WRMA-F	SP-C	196 / 3.5	3.1	2.9	3.3	3.3	3.2	2814 / 8.4	7.5	8.0	I	WRMA-F
13	WZTA-F	AOR	186 / 3.3	2.9	3.1	3.5	2.7	3.2	2796 / 9.0	9.0	8.7	I	WZTA-F
14	WFLC-F	AC	182 / 3.2	3.0	3.3	2.9	3.5	3.1	3250 / 10.4	11.1	11.8	I	WFLC-F
15	WXDJ-F	SP-C	177 / 3.1	3.9	3.4	3.1	2.9	3.4	2788 / 9.0	9.7	8.7	H	WXDJ-F
16	WQAM	SPRTS	164 / 2.9	2.9	3.1	3.1	2.9	3.0	2397 / 7.7	7.0	7.5	I	WQAM
17	WMXJ-F	O	153 / 2.7	2.8	3.1	3.1	3.4	2.9	2804 / 9.0	10.3	10.7	H	WMXJ-F
18	WBGJ-F	CL AOR	151 / 2.7	3.3	3.1	3.0	3.3	3.0	2736 / 8.8	9.7	10.4	H	WBGJ-F
19	WRTO-F	SP-TP	119 / 2.1	2.4	2.1	2.3	2.1	2.2	2272 / 7.3	7.4	7.8	G	WRTO-F
20	WQBA	SP	118 / 2.1	1.4	1.7	1.4	1.9	1.6	1216 / 3.9	3.2	3.8	E	WQBA
21	WINZ	T	108 / 1.9	2.1	1.9	1.8	1.7	1.9	1624 / 5.2	5.9	5.7	D	WINZ
22	WIOD	N/T	107 / 1.9	1.8	2.0	1.6	2.0	1.8	2242 / 7.2	8.0	7.8	F	WIOD
23	WCMQ-F	SP-C	89 / 1.6	2.4	3.1	2.8	2.7	2.5	1473 / 4.7	5.0	6.2	F	WCMQ-F
24	WJNA	ST	74 / 1.3	1.2	2.0	1.5	1.6	1.5	975 / 3.1	2.7	3.0		WJNA
25	WSUA	SP-C	58 / 1.0	1.2	0.9	1.4	0.9	1.1	617 / 2.0	2.2	1.7	C	WSUA
25	WNMA	SP-NT	58 / 1.0	0.6	0.7	0.8	0.6	0.8	815 / 2.6	2.6	1.8		WNMA

12+ FM Share (Metro): 77.18% (3914 of 5071) (Summer 98: 75.47%)

Teens	18-34	18-49	25-49	25-54	35+	12+ AMD	12+ Mid	12+ PMD	12+ Eve	12+ Wknd
1 WEDR-F	1 WEDR-F	1 WEDR-F >	1 WEDR-F <	1 WEDR-F <	1 WLYF-F <	1 WAMR-F	1 WLYF-F	1 WEDR-F	1 WEDR-F >	1 WEDR-F >
2 WPOW-F >	2 WPOW-F >	2 WPOW-F <	2 WMGE-F <	2 WLYF-F <	2 WAMR-F <	2 WHQT-F <	2 WQAM <	2 WPOW-F	2 WPOW-F	2 WPOW-F <
3 WHYI-F >>	3 WZTA-F <	3 WMGE-F	3 WHQT-F <	3 WHQT-F <	3 WAQI <	3 WAQI	3 WEDR-F	2 WLYF-F	3 WAQI <	3 WAMR-F
	4 WHYI-F <	3 WHQT-F <	4 WLYF-F <	4 WAMR-F	4 WTMI-F	4 WBGJ-F	3 WPOW-F <	4 WHYI-F <	4 WHQT-F	4 WRMA-F <
	5 WMGE-F	5 WHYI-F <	5 WAMR-F	4 WMGE-F	5 WLVE-F	4 WLYF-F <	5 WAMR-F <	5 WAMR-F <	5 WHYI-F <	5 WHYI-F <
	6 WHQT-F <	6 WLYF-F <	6 WFLC-F	6 WLVE-F	5 WHQT-F <	6 WEDR-F	6 WFLC-F <	6 WMGE-F <	6 WLYF-F <	6 WHQT-F
	7 WFLC-F <	7 WZTA-F <	6 WHYI-F <	6 WFLC-F <	7 WRMA-F <	7 WPOW-F	7 WHYI-F	7 WHQT-F <	7 WQBA <	6 WLYF-F <
	8 WXDJ-F	8 WAMR-F <	8 WBGJ-F	8 WBGJ-F	8 WKIS-F <	7 WZTA-F	7 WLVE-F <	8 WZTA-F <	8 WAMR-F	8 WTMI-F <
	9 WAMR-F	9 WFLC-F <	9 WLVE-F	8 WHYI-F <	9 WMXJ-F <	7 WKIS-F <	9 WMGE-F <	9 WLVE-F	8 WRMA-F	9 WXDJ-F <
	10 WLYF-F	10 WBGJ-F <	9 WPOW-F <	10 WXDJ-F <	10 WQAM <	10 WLVE-F	10 WKIS-F <	9 WKIS-F <	10 WZTA-F <	10 WKIS-F <
						10 WHYI-F <				

Wom 18-24	Wom 18-34	Wom 25-34	Wom 18-49	Wom 25-54	Men 18-24	Men 18-34	Men 25-34	Men 18-49	Men 25-54	12+ Ovrnite
1 WPOW-F	1 WEDR-F	1 WEDR-F >	1 WEDR-F	1 WLYF-F <	1 WEDR-F	1 WEDR-F <	1 WPOW-F <	1 WEDR-F	1 WBGJ-F	1 WEDR-F
2 WEDR-F >	2 WPOW-F	2 WHQT-F <	2 WLYF-F <	2 WEDR-F <	2 WPOW-F	2 WPOW-F	2 WZTA-F <	2 WZTA-F	2 WMGE-F <	2 WAQI
3 WHYI-F >	3 WHYI-F	3 WMGE-F	3 WHQT-F	3 WHQT-F <	3 WZTA-F >	3 WZTA-F >	3 WMGE-F <	3 WBGJ-F <	3 WQAM	3 WINZ
4 WZTA-F	4 WHQT-F <	3 WHYI-F <	3 WHYI-F <	4 WAMR-F	4 WHYI-F	4 WEDR-F	4 WEDR-F	4 WEDR-F	3 WEDR-F <	4 WHQT-F <
5 WFLC-F >	5 WMGE-F <	5 WPOW-F	5 WPOW-F <	5 WHYI-F	5 WHQT-F <	5 WHYI-F <	5 WBGJ-F	4 WPOW-F	5 WZTA-F	5 WPOW-F <
6 WMGE-F	6 WFLC-F <	6 WFLC-F <	6 WFLC-F	5 WMGE-F <	6 WXDJ-F <	6 WBGJ-F	6 WXDJ-F <	6 WQAM <	6 WHQT-F	6 WIOD
7 WHQT-F	7 WLYF-F	7 WLYF-F	6 WMGE-F <	7 WFLC-F	7 WAMR-F >	6 WXDJ-F <	7 WAMR-F	7 WHQT-F <	6 WAMR-F <	
7 WXDJ-F	8 WZTA-F <	8 WXDJ-F <	8 WAMR-F	8 WRMA-F <		8 WAMR-F	7 WQAM <	8 WXDJ-F <	8 WLVE-F <	
	9 WXDJ-F	9 WKIS-F	9 WRMA-F <	9 WLVE-F		9 WQAM	9 WHYI-F	9 WAMR-F <	9 WKIS-F <	
	10 WKIS-F <	9 WRMA-F <	10 WLVE-F <	10 WPOW-F		10 WHQT-F <		10 WLVE-F <	10 WXDJ-F <	
				10 WXDJ-F <						

MIAMI-FORT LAUDERDALE

Other Rated Stations			Metro Share	Cume Rating	TSA AQH Cume	Consolidation Report			
WACC	SP	830 Hialeah	0.6	1.4					
WAVS	E	1170 Davie	0.7	1.6					
WFBA	SP-VA	990 Miami	0.9	2.3					
WKAT	E	1360 North Miami	0.4	0.8					
WMBM	GB	1490 Miami Beach	0.7	1.8					
WWFE	SP-NT	670 Miami	0.8	2.0					
Other Rated Stations--Outside Market			Metro Share	Cume Rating	TSA AQH Cume	Consolidation Report			
WEAT-F	SAC	104.3 West Palm Beach	0.9	2.5					
WJNO	N/T	1040 Boynton Beach	0.4	1.4					
WRMF-F	AC	97.9 West Palm Beach	0.4	2.3					
						Beasley	11.6 %	11.1 %	17.5 %
						WKIS-FM, WPOW-FM, WQAM-AM			
						Clear Channel (See Notes)	21.2 %	24.5 %	25.1 %
						WBGG-FM, WHYI-FM, WINZ-AM, WIOD-AM, WLVE-FM, WMGE-FM, WZTA-FM			
						Cox Radio	14.8 %	16.6 %	15.1 %
						WEDR-FM, WFLC-FM, WHQT-FM			
						Hispanic	13.2 %	11.0 %	15.4 %
						WAMR-FM, WAQI-AM, WQBA-AM, WRTO-FM			
						Jefferson-Pilot	8.1 %	9.0 %	11.0 %
						WAXY-AM, WLYF-FM, WMXJ-FM			
						SBS	8.2 %	9.6 %	11.4 %
						WCMQ-FM, WRMA-FM, WXDJ-FM			
						Unica	1.0 %	0.9 %	%
						WAFN-AM, WNMA-AM			
							78.1 %	82.7 %	95.5 %

AM Stations

Station	Power	Frequency	Format	Ownership	Class	Notes
WAQI	710	50 kw (DA-2)	Hispanic-Variety		\$82.00	Katz Hisp. Hispanic
WINZ	940	50 kw (DA-N)	Talk	USA, Westwd	\$73.00	Clr Chnl Clear Channel
WIOD	610	10 kw (DA-2)	News/Talk	ABC, CNN, SBUSA	\$156.00	Clr Chnl Clear Channel
WNMA	1210	25 kw/2.5 kw (DA-2)	Hispanic News/Talk	Unica	\$ NA	--- Radio Unica Miami Springs
WQAM	560	5 kw/1 kw	Sports	Westwd, ESPN	\$80.00	D&R Beasley
WQBA	1140	50 kw/10 kw (DA-N)	Hispanic		\$67.00	Katz Hisp. Hispanic
WSUA	1260	5 kw (DA-2)	Hispanic Contemp.		\$41.00	--- El Dorado

FM Stations

Station	Power	Frequency	Format	Ownership	Class	Notes
WAMR	107.5	96 kw @ 1006	Hispanic		\$190.00	Katz Hisp. Hispanic
WBGG	105.9	100 kw @ 1024	Classic AOR		\$84.00	Clr Chnl Clear Channel
WCMQ	92.3	31 kw @ 618	Hispanic Contemp.		\$69.00	SBS SBS Hialeah
WEDR	99.1	100 kw @ 919	Black		\$185.00	Sentry Cox Radio
WFLC	97.3	100 kw @ 1006	AC		\$177.00	Christal Cox Radio
WHQT	105.1	100 kw @ 1006	Black AC		\$150.00	Christal Cox Radio Coral Gables
WHYI	100.7	100 kw @ 1006	CHR/AC		\$176.00	Clr Chnl Clear Channel
WKIS	99.9	100 kw @ 984	Country	Westwd	\$158.00	D&R Beasley Boca Raton
WLVE	93.9	100 kw @ 1006	Jazz		\$148.00	Clr Chnl Clear Channel
WLYF	101.5	100 kw @ 810	Soft AC		\$170.00	CBS Jefferson-Pilot
WMGE	103.5	100 kw @ 1006	Black Oldies		\$85.00	Clr Chnl Clear Channel
WMXJ	102.7	100 kw @ 1006	Oldies		\$168.00	CBS Jefferson-Pilot
WPOW	96.5	100 kw @ 1006	CHR/Urban	Source	\$180.00	D&R Beasley
WRMA	106.7	100 kw @ 984	Hispanic AC		\$165.00	--- SBS
WRTO	98.3	100 kw @ 1407	Hispanic-Tropical		\$75.00	Katz Hisp. Hispanic Goulds
WTMI	93.1	100 kw @ 1006	Classical		\$95.00	Mc-Guild Tanger
WXDJ	95.7	46 kw @ 531	Hispanic-Contemp.		\$135.00	--- SBS Homestead
WZTA	94.9	100 kw @ 1006	AOR		\$163.00	Clr Chnl Clear Channel

Notes: 8/99 WRNU (1700) changed from simulcasting WNMA to Sports as WAFN ("The Fan"); it is LMA'd by Unica to Master Media Group . . . 10/99 AMFM and Clear Channel announced plans to merge. At least one divestiture will be necessary in the market

MILWAUKEE

Arbitron Rank 31 **Pop (12+)** 1,377,100
MSA Rank: 38
MSA Pop: 1,500,000
DMA: 31
Average Persons Rating: 16.3
Market TSL in Hours 21.75

Stations 28 / 26
Diaries: 2,755 / 500:1 / 55.5%
Sample Target: 2,670
% Below Line: 1.4
% Not Listed: 11.0
Pop per Station: 52,965

Last Year's Revenue: \$69,000,000
Household Income: \$50,056
Total Retail Sales: \$16.5 Bil.
#1 Biller: WTMJ \$14,200,000
#1 Billing Portfolio
 Journal Broadcast Group \$17,650,000

12+ Metro	Format	Summer 99 1/4 Share	Spg 99	Win 99	Fall 98	Sum 98	4-Book Avg	12+ Metro Cume / Rtg.	Spg 99	Sum 98	12+ TSA AQH / Cume	Revenue Level
1	WTMJ	217 / 9.6	9.1	8.7	11.3	11.5	9.7	3274 / 23.8	24.0	27.2	I	WTMJ
2	WMIL-F	148 / 6.6	6.1	5.2	7.3	7.7	6.3	2041 / 14.8	13.8	16.8	G	WMIL-F
3	WXSS-F	147 / 6.5	6.0	4.8	4.8	4.4	5.5	2750 / 20.0	19.0	16.1	C	WXSS-F
4	WKV-F	140 / 6.2	6.4	6.2	6.8	7.0	6.4	1827 / 13.3	14.7	14.9	E	WKV-F
5	WKLH-F	131 / 5.8	5.9	6.2	6.1	6.0	6.0	1993 / 14.5	15.9	15.8	H	WKLH-F
6	WKT-F	122 / 5.4	5.3	4.1	5.8	4.5	5.2	2416 / 17.5	17.1	17.9	H	WKT-F
7	WLZR-F	108 / 4.8	6.0	7.9	6.8	6.4	6.4	2057 / 14.9	15.7	15.7	G	WLZR-F
7	WOKY	108 / 4.8	4.2	5.9	5.8	5.0	5.2	1354 / 9.8	9.0	10.5	C	WOKY
7	WLTQ-F	108 / 4.8	4.2	5.9	4.5	4.0	4.9	1502 / 10.9	10.0	10.2	E	WLTQ-F
10	WISN	104 / 4.6	5.4	5.6	5.0	5.1	5.2	1595 / 11.6	13.5	11.3	E	WISN
11	WMYX-F	96 / 4.3	5.1	5.1	4.9	4.6	4.8	2139 / 15.5	15.7	16.6	F	WMYX-F
12	WZTR-F	94 / 4.2	4.4	4.2	3.6	4.2	4.1	1819 / 13.2	12.2	13.6	D	WZTR-F
13	WJZI-F	89 / 4.0	4.1	3.9	2.7	3.0	3.7	1160 / 8.4	8.8	7.8	D	WJZI-F
14	WJMR-F	76 / 3.4	3.0	1.9	2.8	2.1	2.8	1274 / 9.2	9.6	12.2	C	WJMR-F
15	WFMR-F	53 / 2.4	2.0	2.2	1.9	1.5	2.1	770 / 5.6	6.3	5.3	B	WFMR-F
16	WLUM-F	52 / 2.3	2.3	1.9	1.7	1.9	2.1	1318 / 9.6	10.5	9.4	C	WLUM-F
17	WMCS	47 / 2.1	2.0	2.2	1.6	1.9	2.0	650 / 4.7	4.2	4.8	A	WMCS
18	WNOV	39 / 1.7	1.2	1.6	1.6	1.9	1.5	564 / 4.1	3.1	4.5	A	WNOV
19	WTKM-AF	27 / 1.2	1.5	1.1	0.7	1.9	1.1	306 / 2.2	2.4	2.7		WTKM-AF

12+ FM Share (Metro): 71.88% (1439 of 2002) (Summer 98: 67.71%)

Teens	18-34	18-49	25-49	25-54	35+	12+ AMD	12+ Mid	12+ PMD	12+ Eve	12+ Wknd
1	WXSS-F >>>	1 WKV-F <	1 WKLH-F <	1 WKLH-F	1 WTMJ >	1 WTMJ >	1 WTMJ <	1 WTMJ	1 WXSS-F <	1 WTMJ
2	WKV-F >>>	2 WLZR-F	2 WKV-F <	2 WKT-F <	2 WMIL-F <	2 WOKY <	2 WLZR-F <	2 WISN <	2 WISN	2 WTMJ
3	WLZR-F >	3 WXSS-F	3 WKT-F <	3 WMIL-F <	3 WKT-F <	3 WMIL-F <	3 WKLH-F <	3 WKT-F <	3 WXSS-F <	3 WKV-F <
4	WKT-F	4 WLZR-F <	4 WLZR-F <	4 WLTQ-F <	4 WISN <	4 WMIL-F	4 WKLH-F	4 WKV-F <	4 WLTQ-F	4 WMIL-F
5	WMYX-F <	5 WMIL-F	5 WKV-F <	5 WTMJ <	5 WKLH-F	5 WKT-F	5 WKV-F <	5 WKT-F <	5 WLTQ-F <	5 WOKY
6	WMIL-F <	6 WXSS-F <	6 WMYX-F <	6 WLZR-F <	6 WZTR-F <	6 WKV-F <	6 WLTQ-F <	6 WMIL-F <	6 WMIL-F	6 WKT-F
7	WKLH-F	7 WMYX-F	7 WLTQ-F <	7 WKV-F <	7 WJZI-F <	7 WMYX-F	7 WKT-F <	7 WKLH-F	7 WKT-F <	7 WZTR-F <
8	WLTQ-F <	8 WLTQ-F <	8 WTMJ <	7 WMYX-F <	8 WLTQ-F <	7 WLTQ-F <	8 WXSS-F	8 WOKY <	8 WZTR-F	8 WMYX-F
9	WLUM-F	9 WTMJ <	9 WJMR-F	9 WJZI-F <	9 WKT-F	9 WOKY <	9 WOKY <	9 WLTQ-F <	8 WKT-F <	8 WKLH-F <
		10 WJMR-F	9 WJZI-F	10 WZTR-F <		10 WXSS-F <	10 WJZI-F <	10 WMYX-F	10 WOKY <	10 WJMR-F <
								10 WJZI-F <		10 WLTQ-F <

Wom 18-24	Wom 18-34	Wom 25-34	Wom 18-49	Wom 25-54	Men 18-24	Men 18-34	Men 25-34	Men 18-49	Men 25-54	12+ Ovrite
1	WXSS-F	1 WKV-F	1 WKT-F <	1 WKT-F <	1 WLTQ-F	1 WLZR-F	1 WLZR-F >	1 WKLH-F <	1 WKLH-F	1 WKV-F
2	WKV-F >	1 WXSS-F <	2 WLTQ-F	2 WMYX-F <	2 WKT-F	1 WKV-F	2 WKLH-F <	2 WLZR-F	2 WLZR-F	2 WTMJ >
3	WKT-F <	3 WKT-F <	2 WMYX-F	3 WXSS-F	3 WMYX-F <	3 WKLH-F	3 WKV-F <	3 WKV-F	3 WTMJ	3 WXSS-F >
4	WMYX-F >	4 WMYX-F	4 WKV-F	3 WLTQ-F <	4 WMIL-F	3 WXSS-F	4 WLUM-F	4 WTMJ	4 WMIL-F	4 WMIL-F <
5	WLZR-F	5 WLTQ-F	5 WMIL-F <	5 WKV-F <	5 WKLH-F	5 WLUM-F >	5 WMIL-F <	4 WMIL-F	5 WKV-F <	5 WJMR-F <
5	WMIL-F	6 WMIL-F	6 WXSS-F	6 WMIL-F	6 WKV-F <	6 WMIL-F	6 WXSS-F	6 WKT-F	6 WLUM-F <	6 WKLH-F
		7 WLZR-F	7 WLZR-F	7 WKLH-F	7 WJZI-F <	7 WKT-F	7 WTMJ	7 WKT-F <	7 WKT-F <	6 WMYX-F
				8 WJMR-F	8 WJMR-F <	8 WTMJ	7 WMYX-F	8 WISN	8 WJZI-F <	
				9 WJZI-F <	9 WZTR-F <	8 WMYX-F >		9 WJZI-F	9 WZTR-F <	
								9 WXSS-F <	10 WJMR-F <	

Other Rated Stations				Metro Share	Cume Rating	TSA AQH Cume	Other Rated Stations--Outside Market				Metro Share	Cume Rating	TSA AQH Cume
WAUK	SPRIS	1510	Waukesha	0.5	1.7	WGN	FS/T	720	Chicago	0.8	2.4		
WBWI-F	C	92.5	West Bend	0.4	1.8	WIIL-F	AOR	95.1	Kenosha	0.6	1.9		
WEXT-F	C	104.7	Sturtevant	0.6	1.9								
WEZY-F	SAC	92.1	Racine	0.6	1.7								
WGLB	B/G	1560	Port Washington	0.4	0.9								
WRJN	FS	1400	Racine	0.3	0.8								

MILWAUKEE

Consolidation Report	12+	25-54	Revenue
All-Pro/Shamrock (JOA) WJZI-FM, WLUM-FM, WMCS-AM	8.4 %	10.1 %	6.7 %
Clear Channel (See Notes) WKKV-FM, WMIL-FM, WOKY-AM, WZTR-FM	21.8 %	19.0 %	20.3 %
Entercom, pend. WEMP-AM, WMYX-FM, WXSS-FM	10.8 %	9.3 %	8.7 %
Saga WFMR-FM, WJMR-FM, WJYI-AM, WKLH-FM, WLZR-FM	16.4 %	20.8 %	24.6 %
	57.4 %	59.2 %	60.3 %

AM Stations

Station	Freq	Power	Format	Parent	Price	Agency	Product	Market
WISN	1130	50 kw/10 kw (DA-2)	Talk	ABC, WW1, ESPN	\$60.00	Sentry	AMFM	
WMCS	1290	5 kw (DA-2)	Black AC	ABC	\$26.00	Allied	All Pro	Greenfield
WNOV	860	0.25 kw/0.005 kw	Black	AURN	\$22.00	---		
WOKY	920	5 kw/1 kw (DA-2)	Standards	CNN, Westwd	\$51.00	Clr Chnl	Clear Channel	
WTKM	1540	0.5 kw (Days)	Simul. WTKM-F					Hartford
WTMJ	620	50 kw/10 kw (DA-2)	Full Service	ABC	\$139.00	Christal	Journal Bcst Gp	

FM Stations

Station	Freq	Power	Format	Parent	Price	Agency	Product	Market
WFMR	98.3	6 kw @ 292	Classical		\$39.00	Katz	Saga	Menomonee Falls
WJMR	106.9	6 kw @ 328	Black Oldies		\$ NA	Katz	Saga	Brookfield
WJZI	93.3	12.5 kw @ 990	Jazz	ABC	\$50.00	Allied	Shamrock	
WKKV	100.7	50 kw @ 500	Black	ABC	\$56.00	Clr Chnl	Clear Channel	Racine
WKLH	96.5	20 kw @ 807	Classic AOR		\$150.00	Katz	Saga	
WKTJ	94.5	15.5 kw @ 911	AC/CHR	ABC	\$155.00	Christal	Journal Bcst Gp	
WLTQ	97.3	15.5 kw @ 911	Soft AC	ABC, AMFM	\$66.00	Sentry	AMFM	
WLUM	102.1	20 kw @ 761	AOR	Source	\$60.00	Banner	All Pro	
WLZR	102.9	50 kw @ 436	AOR		\$80.00	Katz	Saga	
WMIL	106.1	13.1 kw @ 976	Country		\$135.00	Clr Chnl	Clear Channel	
WMYX	99.1	50 kw @ 448	AC	Westwd	\$70.00	D&R	Entercom, pend.	
WTKM	104.9	5.8 kw @ 300	Classic Country		\$ NA	---		Hartford
WXSS	103.7	19.5 kw @ 840	CHR	Westwd	\$52.00	D&R	Entercom, pend.	Wauwatosa
WZTR	95.7	34 kw @ 610	Oldies		\$61.00	Banner	Clear Channel	

Notes: 9/99 AMFM and Clear Channel announced plans to merge. It appears no divestitures will be required in Milwaukee.

MINNEAPOLIS-SAINT PAUL

Arbitron Rank 18 Pop (12+) 2,260,600 MSA Rank: 13 MSA Pop: 2,810,000 DMA: 15 Average Persons Rating: 16.1 Market TSL in Hours 21.00	Stations 25 / 23 Diaries: 3,477 / 650:1 / 56.4% Sample Target: 3,440 % Below Line: 0.8 % Not Listed: 20.2 Pop per Station: 98,287	Last Year's Revenue: \$142,500,000 Household Income: \$56,368 Total Retail Sales: \$30.3 Bil. #1 Biller: KQRS-F \$22,800,000 #1 Billing Portfolio AMFM \$54,000,000
--	--	--

12+ Metro	Format	Summer 99 1/4 Share	Spg 99	Win 99	Fall 98	Sum 98	4-Book Avg	12+ Metro Cume / Rtg.	Spg 99	Sum 98	12+ TSA AQH / Cume	Revenue Level
1	KQRS-F	389 / 10.7	10.1	10.2	10.7	11.3	10.4	5597 / 24.8	23.3	25.4		K KQRS-F
2	WCCO	351 / 9.6	9.7	10.4	10.7	10.3	10.1	5290 / 23.4	22.3	24.9		K WCCO
3	KDWB-F	311 / 8.5	8.2	7.5	8.0	7.9	8.1	5354 / 23.7	23.3	25.0		I KDWB-F
4	KEEY-F	244 / 6.7	7.7	6.9	8.1	6.7	7.3	3687 / 16.3	17.4	16.8		I KEEY-F
5	KSTP	218 / 6.0	5.5	6.6	5.1	5.2	5.8	2957 / 13.1	12.2	11.7		G KSTP
6	KQQL-F	208 / 5.7	6.1	4.7	4.1	5.1	5.1	3846 / 17.0	17.7	17.7		I KQQL-F
7	WLTE-F	178 / 4.9	6.1	6.0	6.2	5.3	5.8	3042 / 13.5	15.0	15.0		I WLTE-F
8	WLLOL-F	159 / 4.4	2.5	2.4	2.1	3.2	2.8	2859 / 12.6	9.2	10.3		I WLLOL-F
9	KSTP-F	156 / 4.3	4.2	4.7	4.6	6.1	4.4	4189 / 18.5	17.4	22.1		I KSTP-F
10	KXXR-F	127 / 3.5	3.7	3.7	3.0	3.4	3.5	2201 / 9.7	10.3	9.7		G KXXR-F
11	KTCZ-F	125 / 3.4	3.8	3.7	3.5	4.7	3.6	2524 / 11.2	11.7	13.2		H KTCZ-F
12	WXPT-F	124 / 3.4	4.1	4.6	4.5	3.6	4.1	3417 / 15.1	16.4	9.9		E WXPT-F
13	KFAN	84 / 2.3	2.2	2.3	2.7	2.3	2.4	1451 / 6.4	5.9	6.8		G KFAN
14	KLBB-AA	49 / 1.3	1.6	1.9	1.7	1.7	1.6	878 / 3.9	4.5	4.5		C KLBB-AA
15	WIXK-AF	48 / 1.3	1.0	0.5	0.9	0.4	0.9	560 / 2.5	2.9	1.8		I WIXK-AF
16	KZNR-F	36 / 1.0	1.5	1.4	1.4	1.5	1.3	1117 / 4.9	7.1	5.9		C* KZNR-F

12+ FM Share (Metro): 74.14% (2159 of 2912) (Summer 98: 74.73%)

Teens	18-34	18-49	25-49	25-54	35+	12+ AMD	12+ Mid	12+ PMD	12+ Eve	12+ Wknd
1 KDWB-F >>>	1 KQRS-F <	1 KQRS-F >	1 KQRS-F >>	1 KQRS-F >	1 WCCO >	1 KQRS-F >	1 KQRS-F	1 KDWB-F <	1 KDWB-F	1 WCCO
2 KEEY-F	2 KDWB-F >	2 KDWB-F	2 KEEY-F	2 KEEY-F	2 KQRS-F	2 WCCO >>	2 KSTP	2 KSTP <	2 WCCO >>	2 KDWB-F >
3 KXXR-F	3 KEEY-F	3 KEEY-F	3 KDWB-F <	3 KQQL-F	3 KQQL-F <	3 KDWB-F <	2 KDWB-F <	3 KQRS-F	3 KEEY-F <	3 KQQL-F <
3 WXPT-F >	4 KXXR-F <	4 WLLOL-F	4 WLLOL-F	3 KSTP	4 KSTP	4 KEEY-F	4 KEEY-F	4 KEEY-F <	4 KXXR-F	4 KQRS-F <
	5 KSTP-F <	5 KSTP	4 KSTP	5 WLLOL-F <	5 WLTE-F <	5 WLLOL-F	5 KQQL-F <	5 WCCO	5 WLTE-F <	5 KEEY-F >
	6 WLLOL-F	5 KSTP-F <	6 KSTP-F <	6 KDWB-F <	6 KEEY-F >	6 KQQL-F <	6 WCCO <	6 KQQL-F <	6 KQQL-F	6 WLTE-F <
	7 WXPT-F >	7 KQQL-F	7 KQQL-F <	7 KSTP-F <	7 KTCZ-F <	7 KSTP <	7 WLTE-F	7 WLTE-F	6 KSTP-F <	7 KSTP-F <
	8 KSTP	8 KXXR-F	8 KTCZ-F <	8 WLTE-F	8 WLLOL-F <	8 KSTP-F <	8 WLLOL-F	8 KSTP-F <	8 KQRS-F	8 KSTP <
		8 KTCZ-F <	9 WLTE-F	9 KTCZ-F	9 KDWB-F <	9 WLTE-F	9 KSTP-F	9 WLLOL-F <	9 KSTP <	9 KTCZ-F <
		10 WLTE-F <	10 KXXR-F <	9 WCCO	10 KSTP-F		10 KTCZ-F <		10 WXPT-F	

Wom 18-24	Wom 18-34	Wom 25-34	Wom 18-49	Wom 25-54	Men 18-24	Men 18-34	Men 25-34	Men 18-49	Men 25-54	12+ Ovrnite
1 KDWB-F >>	1 KDWB-F >	1 KEEY-F <	1 KDWB-F	1 KEEY-F <	1 KQRS-F	1 KQRS-F >	1 KQRS-F >	1 KQRS-F >>	1 KQRS-F >>	1 WCCO >
2 WXPT-F >	2 KEEY-F	2 KQRS-F	2 KEEY-F <	2 KQRS-F <	2 KXXR-F	2 KXXR-F	2 KXXR-F <	2 WLLOL-F <	2 KSTP	2 KQRS-F
3 KEEY-F	3 KQRS-F	2 KDWB-F <	3 KQRS-F	3 KQQL-F <	3 KDWB-F >	3 WLLOL-F <	3 WLLOL-F	3 KSTP <	3 WLLOL-F	3 KDWB-F
4 KQRS-F <	4 KSTP-F	4 KSTP-F >	4 WLTE-F <	4 KDWB-F <	4 WLLOL-F	4 KDWB-F >	4 KSTP <	4 KXXR-F	4 KEEY-F <	4 KSTP
5 KSTP-F	5 WXPT-F >	5 WLLOL-F <	5 KQQL-F <	5 WLTE-F	5 KEEY-F	5 KFAN <	5 KFAN <	5 KFAN <	5 KFAN <	5 KEEY-F
6 WLTE-F	6 WLTE-F	6 WLTE-F	6 KSTP-F	6 KSTP-F	6 WXPT-F	6 KEEY-F	6 KDWB-F <	6 KEEY-F <	6 KQQL-F <	6 KQQL-F <
7 KXXR-F	7 WLLOL-F	7 KTCZ-F <	7 WXPT-F	7 KTCZ-F <		6 KSTP-F <	7 KSTP-F	7 KDWB-F	7 WCCO <	
	8 KTCZ-F	8 WXPT-F >	8 KTCZ-F <	8 WLLOL-F <		8 KSTP	8 KEEY-F	8 KTCZ-F <	8 KXXR-F <	
			9 WLLOL-F	9 KSTP <				9 KSTP-F	9 KTCZ-F <	

Other Rated Stations				Metro Share	Cume Rating	TSA AQH Cume	Other Rated Stations--Outside Market				Metro Share	Cume Rating	TSA AQH Cume
KSGS	B/O	950	St. Louis Park	0.5	0.9	KNXR-F	ST	97.5	Rochester, MN	0.5	1.1		
KZNF-F	AOR-P	105.7	Eden Prairie	0.8	3.6	WWJO-F	C	98.1	Saint Cloud	0.3	1.6		
WEZU	ST	1220	Stillwater	0.4	1.5								
WMNN	N	1330	Minneapolis	0.3	2.0								

MINNEAPOLIS-SAIN T PAUL

Consolidation Report	12+	25-54	Revenue
ABC	16.0 %	23.4 %	20.8 %
KDIZ-AM, KQRS-FM, KXXR-FM, KZNR-FM, KZNT-FM, KZMZ-FM			
AMFM (Pend. to Clear Channel)	31.0 %	33.7 %	37.9 %
KDWB-FM, KEEY-FM, KFAN-AM, KQQL-FM, KTCZ-FM, KXFN-AM, WLOL-FM			
CBS/Infinity	18.4 %	13.5 %	26.8 %
KSGS-AM, WCCO-AM, WLTE-FM, WXPT-FM			
MN Public Radio	1.7 %	0.9 %	1.0 %
KLBB-AM, KLBP-AM, WMNN-AM			
	67.1 %	71.5 %	86.5 %

AM Stations

Call	Freq	Power	Format	Network	Revenue	Advertiser	Agency	City
KFAN	1130	50 kw/25 kw (DA-2)	Sports	Westwd, ESPN	\$60.00	Sentry	AMFM	
KLBB	1400	1 kw	Standards	Westwd, CNN	\$32.00	---	WMNN/WLOL	
KLBP	1470	5 kw (DA-2)	Simul. KLBB				WMNN/KLBB	Brooklyn Park
KSTP	1500	50 kw (DA-N)	Talk/News	ABC	\$74.00	Christal	Hubbard	
WCCO	830	50 kw	Full Service	CBS	\$275.00	CBS	CBS/Infinity	
WIXK	1590	5 kw /0.070 kw	Simul. WIXK-F					New Richmond, WI

FM Stations

Call	Freq	Power	Format	Network	Revenue	Advertiser	Agency	City
KDWB	101.3	100 kw @ 1035	CHR		\$158.00	Katz	AMFM	
KEEY	102.1	100 kw @ 1035	Country		\$150.00	Sentry	AMFM	
KQQL	107.9	100 kw @ 1090	Oldies	AMFM	\$155.00	Eastman	AMFM	
KQRS	92.5	100 kw @ 1035	Classic AOR	ABC	\$340.00	ABC	ABC	
KSTP	94.5	100 kw @ 1220	AC		\$160.00	Christal	Hubbard	
KTCZ	97.1	100 kw @ 1035	Progressive AOR	AMFM	\$145.00	Katz	AMFM	
KXXR	93.7	100 kw @ 1035	AOR	ABC	\$160.00	ABC	ABC	
KZNR	105.1	2.6 kw @ 499	Progressive AOR	ABC	\$50.00	ABC	ABC	Lakeville
KZNT	105.3	25 kw @ 298	Simul. KZNR-F					Cambridge
KZMZ	105.7	6 kw @ 239	Simul. KZNR-F					Eden Prairie
WIXK	107.1	18 kw @ 269	Classic Country	ABC, Westwd	\$ NA	---		New Richmond, WI
WLOL	100.3	100 @ 922	Classic Hits	AMFM	\$ NA	Eastman	AMFM	
WLTE	102.9	100 kw @ 1035	Soft AC		\$160.00	CBS	CBS/Infinity	
WXPT	104.1	100 kw @ 1070	Modern AC		\$75.00	Interep	CBS/Infinity	St. Louis Park

Notes: * KZNR-FF revenue level includes revenue for all three simulcast stations (KZNR-F; KZNT-F; KZMZ-F) . . . 8/99 WLOL (1470) changed calls to KLBP; continues simulcasting Standards KLBB . . . 8/99 WRQC-F changed calls to WLOL-F; remains Classic Hits . . . 9/99 The KZNR Trimulcast changed from Progressive AOR to Classic Progressive AOR; we will continue to show their format as Progressive AOR (AOR-P) . . . 10/99 AMFM and Clear Channel announced plans to merge. See Consolidation Report for stations involved

MOBILE

Arbitron Rank 86 Pop (12+) 435,000
MSA Rank: 97
MSA Pop: 534,000
DMA: 62 (w/Pensacola)
Average Persons Rating: 15.9
Market TSL in Hours 21.25

Stations 29 / 21
Diaries: 1,306 / 333:1 / 46.7%
Sample Target: 1,230
% Below Line: 17.3
% Not Listed: 11.6
Pop per Station: 20,714

Last Year's Revenue: \$18,400,000
Household Income: \$36,027
Total Retail Sales: \$4.9 Bil.
#1 Biller: WKSJ-AF \$3,500,000
#1 Billing Portfolio
 Clear Channel \$7,700,000

12+ Metro	Format	Summer 99 1/4 Share	Spg 99	Win 99	Fall 98	Sum 98	4-Book Avg	12+ Metro Cume / Rtg.	Spg 99	Sum 98	12+ TSA AQH / Cume	Revenue Level	
1	WDLT-F	B/AC	66 / 9.6	7.3	5.2	6.6	7.0	7.2	667 / 15.3	12.8	14.6	C	WDLT-F
2	WABB-F	CHR	58 / 8.4	9.0	11.1	9.4	8.8	9.5	943 / 21.7	22.9	20.2	D	WABB-F
3	WKSJ-F	C	53 / 7.7	9.4	9.0	7.8	9.4	8.5	886 / 20.4	23.6	21.9	E*	WKSJ-F
4	WBLX-F	B	48 / 7.0	8.3	7.0	7.7	7.0	7.5	786 / 18.1	17.0	19.4	D	WBLX-F
5	WYOK-F	B	41 / 5.9	5.4	7.8	6.5	6.3	6.4	686 / 15.8	12.2	16.0	C	WYOK-F
6	WTKX-F	AOR	37 / 5.4	6.4	6.3	4.1	5.1	5.5	472 / 10.8	12.2	8.1		WTKX-F
7	WMXC-F	AC	33 / 4.8	4.1	2.6	4.5	4.1	4.0	555 / 12.8	10.9	13.1	C	WMXC-F
7	WNTM	N/T	33 / 4.8	4.7	3.4	4.8	3.7	4.4	458 / 10.5	10.5	9.5	B	WNTM
9	WRKH-F	CL AOR	27 / 3.9	3.3	2.7	4.5	4.7	3.6	440 / 10.1	8.6	11.1	C	WRKH-F
9	WGOK	B/G	27 / 3.9	3.7	3.8	3.5	6.6	3.7	327 / 7.5	8.7	8.8	B	WGOK
11	WDWG-F	C/O	24 / 3.5	4.0	4.0	4.4	2.9	4.0	388 / 8.9	9.3	8.0	B	WDWG-F
11	WAVH-F	O	24 / 3.5	2.8	4.1	3.5	3.1	3.5	361 / 8.3	8.6	7.9	C	WAVH-F
13	WXBM-F	C	20 / 2.9	1.9	4.0	2.6	3.3	2.8	325 / 7.5	6.9	8.0		WXBM-F
14	WWRO-F	CL HITS	19 / 2.8	2.4	2.7	3.2	3.1	2.8	353 / 8.1	9.2	11.2		WWRO-F
15	WMEZ-F	SAC	18 / 2.6	3.0	2.0	3.3	3.0	2.7	294 / 6.8	7.2	6.9		WMEZ-F
16	WDLT	B/G	13 / 1.9	1.3	1.5	0.8	0.7	1.4	183 / 4.2	2.6	2.2		WDLT
17	WYCL-F	O	11 / 1.6	1.1	1.2	0.9	0.6	1.2	211 / 4.8	4.0	5.1		WYCL-F
18	WZEW-F	AOR-P	9 / 1.3	1.4	2.3	2.0	1.4	1.8	222 / 5.1	4.5	4.3	A	WZEW-F

12+ FM Share (Metro): 84.43% (515 of 610) (Summer 98: 84.72%)

Teens	18-34	18-49	25-49	25-54	35+	12+ AMD	12+ Mid	12+ PMD	12+ Eve	12+ Wknd
1	WABB-F <	1 WDLT-F	1 WDLT-F >	1 WDLT-F >	1 WDLT-F	1 WKSJ-F	1 WKSJ-F	1 WABB-F	1 WYOK-F	1 WDLT-F >
2	WYOK-F >	2 WBLX-F	2 WABB-F	2 WKSJ-F <	2 WKSJ-F	2 WNTM <	2 WDLT-F <	2 WABB-F <	2 WDLT-F <	2 WABB-F <
3	WBLX-F	2 WTKX-F	3 WKSJ-F	3 WABB-F	3 WABB-F	3 WKSJ-F	3 WABB-F <	3 WNTM <	3 WKSJ-F <	3 WBLX-F <
4	WTKX-F >	4 WDLT-F	3 WBLX-F	4 WBLX-F	3 WMXC-F	4 WRKH-F	4 WDLT-F	4 WBLX-F <	4 WABB-F >	4 WYOK-F <
5	WYOK-F	5 WTKX-F	4 WRKH-F	3 WRKH-F	5 WGOK <	5 WBLX-F	5 WMXC-F <	5 WYOK-F <	5 WTKX-F <	5 WKSJ-F
6	WKSJ-F >	6 WRKH-F <	6 WMXC-F	6 WBLX-F	6 WAVH-F	6 WNTM <	6 WTKX-F <	6 WTKX-F <	6 WMXC-F	6 WGOK <
		7 WYOK-F	7 WTKX-F	7 WTKX-F <	7 WRKH-F <	7 WTKX-F	7 WBLX-F	7 WAVH-F <	7 WGOK	7 WTKX-F
		8 WMXC-F	8 WWRO-F	8 WWRO-F <	8 WABB-F	8 WXBM-F	8 WYOK-F <	8 WNTM <	8 WKSJ-F	8 WMXC-F
		9 WWRO-F	9 WYOK-F <	9 WAVH-F	8 WBLX-F <	8 WYOK-F <	9 WRKH-F	9 WMXC-F	9 WMXC-F	9 WDWG-F
				10 WYOK-F <		10 WMXC-F <	9 WDWG-F <	10 WDWG-F <		

Wom 18-24	Wom 18-34	Wom 25-34	Wom 18-49	Wom 25-54	Men 18-24	Men 18-34	Men 25-34	Men 18-49	Men 25-54	12+ Ovrnrite
1	WABB-F >>	1 WABB-F	1 WABB-F >	1 WDLT-F <	1 WBLX-F	1 WTKX-F <	1 WDLT-F	1 WDLT-F	1 WDLT-F <	1 WDLT-F
2	WTKX-F	2 WBLX-F	2 WDLT-F >	2 WDLT-F	2 WABB-F	2 WDLT-F	2 WTKX-F	2 WRKH-F	2 WRKH-F >	2 WKSJ-F
2	WYOK-F	3 WTKX-F	3 WKSJ-F	3 WKSJ-F	3 WKSJ-F	1 WTKX-F >>	3 WBLX-F	2 WRKH-F	3 WTKX-F <	3 WMXC-F <
4	WBLX-F	3 WYOK-F	3 WDLT-F	3 WBLX-F >	4 WBLX-F	4 WABB-F	4 WYOK-F	4 WKSJ-F	4 WBLX-F <	4 WKSJ-F
5	WKSJ-F >	5 WKSJ-F	5 WTKX-F	5 WTKX-F <	5 WMXC-F >	4 WDLT-F >	5 WKSJ-F	5 WBLX-F	5 WKSJ-F <	5 WTKX-F <
		6 WDLT-F >>	5 WYOK-F	6 WYOK-F <	6 WMEZ-F		5 WRKH-F	5 WMXC-F	6 WYOK-F	6 WWRO-F
				7 WMXC-F >	6 WAVH-F	7 WABB-F	7 WYOK-F	7 WWRO-F <	7 WBLX-F	7 WBLX-F
				8 WXBM-F	6 WGOK	7 WMXC-F		8 WMXC-F	8 WAVH-F	8 WAVH-F
					6 WXBM-F			9 WABB-F	8 WNTM	8 WNTM
									10 WYOK-F	10 WYOK-F

Other Rated Stations		Metro Share	Cume Rating	TSA AQH Cume	Other Rated Stations--Outside Market		Metro Share	Cume Rating	TSA AQH Cume		
WABB	T	1480	Mobile	0.9	2.7	WKNN-F	C	99.1	Pascagoula, MS	0.7	4.0
WABF	ST	1220	Fairhope	0.6	1.6	WMJY-F	AC	93.7	Biloxi, MS	0.4	1.6
WBHY	REL	840	Mobile	0.4	1.8	WOSM-F	G	103.1	Ocean Springs, MS	0.9	2.2
WCSN-F	AC	105.7	Orange Beach	0.4	0.7						
WHEP	AC	1310	Foley	0.9	1.3						
WKSJ	ST	1270	Pritchard	0.4	2.2						
WNSP-F	SPRTS	105.5	Bay Minette	0.9	2.8						
WQUA-F	O	102.1	Citronelle	0.6	1.4						

MOBILE

Consolidation Report	12+	25-54	Revenue
American General WAVH-FM, WZEW-FM	4.8 %	6.3 %	11.8 %
Clear Channel WDWG-FM, WKSJ-AM, WKSJ-FM, WMXC-FM, WNTM-AM, WRKH-FM	25.1 %	27.2 %	41.8 %
Cumulus WBLX-FM, WDLT-AM, WDLT-FM, WGOK-AM, WYOK-FM	28.3 %	26.0 %	32.9 %
	58.2 %	59.5 %	86.5 %

AM Stations

Station	Power	Frequency	Format	Advertiser	Agency	Station	Advertiser
WDLT	660	10 kw/0.85 kw (DA-N)	Black Gospel	\$ NA	Katz	Cumulus	Fairhope
WGOK	900	1 kw/0.38 kw (DA-2)	Black Gospel	AURN, ABC, WW1	\$20.00 Allied	Cumulus	
WNTM	710	1 kw (DA-N)	News/Talk	CBS, Westwd, ABC	\$31.00 Clr Chnl	Clear Channel	

FM Stations

Station	Power	Frequency	Format	Advertiser	Agency	Station	Advertiser
WABB	97.5	100 kw @ 1552	CHR	ABC	\$36.00 Christal		
WAVH	106.5	50 kw @ 449	Oldies	CBS, Westwd	\$35.00 Mc-Guild	American General	Daphne
WBLX	92.9	100 kw @ 1555	Black	ABC	\$60.00 Katz	Cumulus	
WDLT	98.3	40 kw @ 548	Black AC	ABC	\$25.00 Katz	Cumulus	Chickasaw
WDWG	104.9	33 kw @ 600	Country	ABC	\$29.00 Clr Chnl	Clear Channel	Moss Point, MS
WKSJ	94.9	100 kw @ 1555	Country	ABC	\$67.00 Clr Chnl	Clear Channel	
WMXC	99.9	100 kw @ 1755	AC	CBS	\$<20.00 Clr Chnl	Clear Channel	
WRKH	96.1	100 kw @ 1342	Classic AOR	Westwd	\$<20.00 Clr Chnl	Clear Channel	
WYOK	104.1	100 kw @ 1555	Black	AURN, Westwd, ABC	\$<20.00 Allied	Cumulus	Atmore, AL
WZEW	92.1	13.5 kw @ 450	Progressive AOR	Westwd	\$ NA Mc-Guild	American General	Fairhope

Notes: * WKSJ-F revenue level includes revenue of WKSJ . . . Other ranked stations -- See Pensacola in the Spring 1999 American Radio

FORMAT CODES

AC - Adult Contemporary	J - Jazz and New Adult Contemporary
AC-NR - Modern AC	KIDS - Children's
AOR - Album Oriented Rock	N - News
AOR-NR - New Rock	O - Oldies (50's & 60's)
AOR-P - Progressive AOR	REL - Religion, Christian
B - Black (audience 75%+ Black)	REL-CC - Contemporary Christian
B/AC - Black Adult Contemporary	SAC - Soft Adult Contemporary
B/G - Black Gospel	SP - Hispanic/Spanish
B/O - Black Oldies	SP-C - Hispanic Contemporary
BIZ - Business News & Talk	SP-NT - Hispanic News/Talk/Information
C - Country	SP-R - Hispanic-Regional
C/O - Classic Country	SP-TP - Hispanic-Tropical
CHR - Contemporary Hit Radio, Top 40	SP-VA - Hispanic Variety
CL - Classical	SP-TJ - Tejano
CL AOR - Classic AOR, Classic Rock	SPRTS - Sports
CL HITS - Classic Hits/70's Oldies	ST - Standards, Big Band, Nostalgia
E - Ethnic (usually Foreign Lang.)	T - Talk
EZ - Easy Listening, Beautiful Music	U - Urban (majority of audience is non-white)
FS - Full Service	VA - Variety
G - Gospel	? - Others or Unknown

REVENUE LEVEL CODES

A - Less than \$500,000	E - \$3,000,000 to \$3,999,999	I - \$10,000,000 to \$14,999,999
B - \$500,000 to \$999,999	F - \$4,000,000 to \$4,999,999	J - \$15,000,000 to \$19,999,999
C - \$1,000,000 to \$1,999,999	G - \$5,000,000 to \$6,999,999	K - \$20,000,000 to \$29,999,999
D - \$2,000,000 to \$2,999,999	H - \$7,000,000 to \$9,999,999	L - \$30,000,000+

MONTEREY-SALINAS-SANTA CRUZ

Arbitron Rank 77 Pop (12+): 517,600
MSA Rank: 130-Sal.-Mont.; 177-Sta. Cruz
MSA Pop: 636,000
DMA: 119
Average Persons Rating: 16.0
Market TSL in Hours 21.25

Stations 42 / 25
Diaries: 1,772/ 292:1/ 51.1%
Sample Target: 1,650
% Below Line: 24.0
% Not Listed: 14.6
Pop per Station: 20,704

Last Year's Revenue: \$16,600,000
Household Income: \$52,224
Total Retail Sales: \$5.2 Bil.
#1 Biller: KTOM-F \$2,150,000
#1 Billing Portfolio
 Clear Channel \$6,100,000

12+ Metro	Format	Summer 99 1/4 Share	Spg 99	Win 99	Fall 98	Sum 98	4-Book Avg	12+ Metro Cume / Rtg.	Spg 99	Sum 98	12+ TSA AQH / Cume	Revenue Level	
1	KDON-F	CHR	58 / 7.0	7.3	9.7	10.1	9.4	8.5	1043 / 20.1	21.5	20.9	C	KDON-F
2	KGO	T	56 / 6.8	4.8	6.4	8.5	6.2	6.6	766 / 14.8	12.3	13.0		KGO
3	KZOL-FF	SP-R	42 / 5.1	3.7	3.3	4.1	2.0	4.0	396 / 7.7	9.1	5.9	B+	KZOL-FF
4	KTOM-F	C	41 / 5.0	5.9	5.7	5.2	7.0	5.4	546 / 10.6	12.0	12.2	D	KTOM-F
4	KPIG-F	AOR-P	41 / 5.0	3.2	5.0	4.4	3.8	4.4	465 / 9.0	6.7	8.6	B	KPIG-F
6	KBOQ-F	CL	35 / 4.2	3.8	3.9	3.5	3.5	3.9	536 / 10.4	9.7	8.8	B	KBOQ-F
7	KLOK-F	SP-R	34 / 4.1	4.8	2.7	5.0	4.8	4.2	357 / 6.9	7.7	7.4	C	KLOK-F
8	KWAV-F	AC	31 / 3.7	5.6	3.7	3.9	4.2	4.2	507 / 9.8	11.6	9.7	C	KWAV-F
9	KBTU-F	CHR/U	30 / 3.6	4.5	2.0	1.8	1.8	3.0	555 / 10.7	11.2	4.4	A	KBTU-F
9	KIDD	ST	30 / 3.6	3.4	4.2	2.4	3.3	3.4	306 / 5.9	5.3	5.8	A	KIDD
11	KOCN-F	O	29 / 3.5	3.5	4.1	4.3	4.0	3.9	555 / 10.7	10.5	10.5	C	KOCN-F
12	KSEA-F	SP-R	25 / 3.0	3.0	1.0	1.1	1.1	2.0	327 / 6.3	5.5	2.0		KSEA-F
13	KCDU-FF	AC-NR	24 / 2.9	3.8	3.8	3.3	4.3	3.4	576 / 11.1	13.4	15.0	A	KCDU-FF
14	KRAY-F	SP-C	23 / 2.8	3.2	3.6	3.8	2.6	3.3	355 / 6.9	8.0	7.1	B*	KRAY-F
15	KMBY-F	AOR	21 / 2.5	2.6	2.2	1.7	2.3	2.3	451 / 8.7	6.1	6.4	A	KMBY-F
15	KRQC-F	AOR	21 / 2.5	2.7	2.7	2.3	3.0	2.6	444 / 8.6	9.1	7.9	B	KRQC-F
17	KNBR	SPR-TS	15 / 1.8	2.0	1.7	2.1	2.1	1.9	287 / 5.5	5.5	5.9		KNBR
18	KSCO	T	14 / 1.7	2.0	2.7	2.9	2.1	2.3	272 / 5.3	4.8	6.5	B	KSCO
19	KSES-AF	SP-C	13 / 1.6	1.2	1.0	1.7	1.4	1.4	227 / 4.4	3.4	4.2		KSES-AF
19	KCBS	N/T	13 / 1.6	2.0	1.5	1.8	1.6	1.7	321 / 6.2	6.4	6.7		KCBS
19	KTGE	SP-R	13 / 1.6	2.2	0.6	1.9	1.1	1.6	156 / 3.0	4.1	3.5	B^	KTGE
19	KBRG-F	SP-C	13 / 1.6	1.8	1.4	1.1	1.4	1.5	166 / 3.2	3.8	2.9		KBRG-F

12+ FM Share (Metro): 76.72% (534 of 696) (Summer 98: 75.44%)

Teens	18-34	18-49	25-49	25-54	35+	12+ AMD	12+ Mid	12+ PMD	12+ Eve	12+ Wknd
1 KDON-F >>>	1 KDON-F	1 KZOL-FF	1 KPIG-F	1 KPIG-F	1 KGO >	1 KZOL-FF	1 KGO <	1 KDON-F	1 KDON-F	1 KDON-F
2 KMBY-F >	2 KZOL-FF	1 KDON-F <	2 KZOL-FF <	2 KZOL-FF <	2 KBOQ-F	1 KGO	2 KDON-F	2 KPIG-F <	2 KGO >	2 KGO <
	3 KBTU-F	3 KPIG-F <	3 KLOK-F <	3 KTOM-F	2 KPIG-F	3 KDON-F	3 KPIG-F	3 KLOK-F	3 KBOQ-F <	3 KBOQ-F <
	4 KLOK-F	4 KLOK-F	4 KTOM-F	4 KGO	2 KIDD	4 KTOM-F	4 KWAV-F <	3 KTOM-F	4 KBTU-F	4 KTOM-F <
	5 KSEA-F	5 KTOM-F	5 KDON-F <	4 KLOK-F	5 KTOM-F <	5 KPIG-F <	5 KZOL-FF	5 KGO <	5 KMBY-F <	5 KPIG-F <
	5 KMBY-F	6 KBTU-F	6 KBTU-F <	6 KDON-F	6 KOCN-F	6 KRQC-F <	5 KTOM-F <	6 KBOQ-F <	6 KTOM-F <	6 KLOK-F <
	7 KCDU-FF	7 KCDU-FF <	7 KWAV-F <	6 KWAV-F <	7 KWAV-F	7 KWAV-F	7 KOCN-F <	7 KBTU-F <	7 KWAV-F	7 KZOL-FF
	7 KRAY-F <	8 KSEA-F	8 KGO	8 KBTU-F	8 KLOK-F	8 KLOK-F	8 KIDD	8 KOCN-F	7 KSEA-F	7 KIDD
	9 KPIG-F	8 KWAV-F <	8 KCDU-FF <	9 KOCN-F <	9 KZOL-FF	8 KBOQ-F <	8 KBTU-F <	9 KWAV-F	7 KBRG-F	9 KRAY-F <
	10 KTOM-F <	10 KRQC-F <	10 KRQC-F <	10 KCDU-FF <		10 KIDD <	10 KLOK-F <	10 KZOL-FF <	7 KRAY-F <	10 KOCN-F <

Wom 18-24	Wom 18-34	Wom 25-34	Wom 18-49	Wom 25-54	Men 18-24	Men 18-34	Men 25-34	Men 18-49	Men 25-54	12+ Ovrnite
1 KDON-F >>	1 KDON-F <	1 KBTU-F >	1 KDON-F	1 KWAV-F	1 KMBY-F	1 KZOL-FF >	1 KZOL-FF >	1 KPIG-F <	1 KPIG-F >	1 KGO >
2 KZOL-FF	2 KBTU-F >	2 KDON-F	2 KWAV-F	2 KTOM-F	2 KDON-F >>	2 KDON-F	2 KLOK-F	2 KLOK-F	2 KLOK-F	2 KZOL-FF
2 KBTU-F	3 KZOL-FF	3 KZOL-FF	3 KZOL-FF	3 KDON-F <	3 KSEA-F	2 KLOK-F	2 KPIG-F >	3 KZOL-FF	3 KZOL-FF	2 KDON-F
4 KCDU-FF	4 KCDU-FF	3 KWAV-F	3 KBTU-F	4 KBTU-F	3 KRAY-F	4 KMBY-F	4 KBTU-F	4 KDON-F <	4 KGO	2 KTOM-F >
4 KSEA-F >	5 KWAV-F	5 KCDU-FF >	3 KTOM-F	5 KOCN-F	3 KLOK-F	5 KSJO-F	4 KSJO-F	5 KTOM-F	5 KTOM-F	
	6 KSEA-F	6 KLOK-F	6 KCDU-FF <	5 KGO	3 KZOL-FF >	5 KBTU-F	6 KSES-AF	6 KSEA-F	6 KRQC-F	
	7 KLOK-F	6 KSES-AF	7 KOCN-F	5 KZOL-FF <	7 KSJO-F	5 KPIG-F	6 KDON-F	6 KRQC-F	6 KSEA-F	
	7 KTOM-F	6 KTOM-F	7 KPIG-F	8 KCDU-FF	7 KBTU-F	5 KRAY-F	6 KRAY-F	6 KGO	8 KBTU-F	
		6 KRAY-F	9 KRQC-F	9 KBOQ-F	7 KZSL-F	5 KSEA-F	6 KSEA-F	9 KBTU-F	8 KDON-F	
		6 KSEA-F >	9 KSEA-F	9 KPIG-F	7 KTOM-F >>	10 KTOM-F		9 KMBY-F		

MONTEREY-SALINAS-SANTA CRUZ

Other Rated Stations				Metro Share	Cume Rating	TSA AQH Cume
KISE-F	CL AOR	103.9	Seaside	0.8	3.3	
KKMC	REL	880	King City	0.5	1.9	
KLXM-F	SP-C	97.9	Salinas	0.5	1.3	
KOMY	T	1340	La Selva Beach	0.1	0.6	
KRML	J	1410	Carmel	0.4	0.8	
KZSL-F	SP-VA	93.9	King City	0.8	2.6	

Other Rated Stations--Outside Market				Metro Share	Cume Rating	TSA AQH Cume
KARA-F	AC	105.7	Santa Clara	0.7	2.3	
KBAY-F	SAC	94.5	Gilroy	1.3	4.6	
KEZR-F	AC/CHR	106.5	San Jose	0.4	2.7	
KFOG-F	AOR-P	104.5	San Francisco	0.8	2.0	
KITS-F	AOR-NR	105.1	San Francisco	0.5	1.4	
KLOK	SP-R	1170	San Jose	0.4	1.0	
KMPG	SP-R	1520	Hollister	0.4	0.9	
KSFO	T	560	San Francisco	0.6	1.2	
KSJO-F	AOR	92.3	San Jose	1.2	4.5	
KUFX-F	CL AOR	98.5	San Jose	0.8	3.4	

Consolidation Report	12+	25-54	Revenue
Clear Channel	18.0 %	17.1 %	36.8 %
KDON-FM, KOCN-FM, KRQC-FM, KTOM-AM, KTOM-FM, KTXX-AM			
EXCL	5.7 %	7.3 %	6.6 %
KLOK-FM, KSES-AM, KSES-FM			
New Wave	14.0 %	16.2 %	10.3 %
KBTU-FM, KCDU-FM, KHIP-FM, KMBY-FM, KPIG-FM			
Z-Spanish	5.7 %	5.4 %	10.6 %
KCTY-AM, KLXM-FM, KRAY-FM, KTGE-AM, KZSL-FM			
	43.4 %	46.0 %	64.3 %

AM Stations

KIDD	630	1 kw (DA-2)	Standards	Westwd, CNN	\$<20.00	D&R	Buckley
KSCO	1080	10 kw/5 kw (DA-N)	Talk	AP	\$<20.00	---	
KSES	700	2.5 kw/0.7 kw	Simul. KSES-F				Soledad
KTGE	1570	5 kw/0.5 kw (DA-2)	Hispanic-Regional		\$<20.00	Lotus	Z-Spanish

FM Stations

KBOQ	95.5	1.7 kw @ 630	Classical		\$30.00	Mc-Guild	Carmel
KBTU	101.7	2.4 kw @ 528	Dance CHR		\$<20.00	Mc-Guild	New Wave
KCDU	93.5	0.11 kw @ 2296	Modern AC		\$ NA	Mc-Guild	New Wave
KDON	102.5	18.5 kw @ 2270	CHR		\$40.00	Clr Chnl	Clear Channel
KHIP	93.7	0.028 kw @ 1260	Simul. KCDU-F				Felton
KLOK	99.5	30 kw @ 640	Hispanic-Regional		\$<20.00	Caballero	EXCL
KMBY	104.3	6 kw @ 328	AOR		\$<20.00	Mc-Guild	New Wave
KOCN	105.1	1.8 kw @ 600	Oldies	Westwd	\$31.00	Clr Chnl	Clear Channel
KPIG	107.5	2.85 kw @ 335	Progressive AOR		\$27.00	Mc-Guild	New Wave
KRAY	103.5	2.5 kw @ 512	Hispanic-Regional		\$<20.00	Lotus	Z-Spanish
KRQC	92.7	6.9 kw @ 620	AOR		\$21.00	Christal	Clear Channel
KSEA	107.9	0.87 @ 1637	Hispanic-Regional		\$ NA	---	Greenfield
KSES	107.1	1.85 kw @ 587	Hispanic-Contemp.		\$ NA	Caballero	EXCL
KTOM	100.7	1.4 kw @ 2385	Country	ABC	\$51.00	Katz	Clear Channel
KWAV	96.9	18 kw @ 2450	AC	AP	\$47.00	D&R	Buckley

Notes: Other ranked stations -- See San Francisco . . . Combined revenue stations: * KRAY-F includes KCTY and KLXM-F revenue; ^ KTGE includes KZSL-F revenue . . . + KZOL-F revenue level represents only revenue derived from Monterey-Salinas-Santa Cruz . . . 9/99 KVRG-AF changed from Hispanic Soft AC to Hispanic CHR as KSES-AF . . . 9/99 KRQC-F changed from locally-originated AOR to simulcasting KSJO-F San Jose as KMJO-F

NASHVILLE

Arbitron Rank	44 Pop (12+)	965,700	Stations	26 / 26	Last Year's Revenue:	\$63,200,000
MSA Rank:		48	Diaries:	1,453 / 665:1 / 49.3%	Household Income:	\$47,244
MSA Pop:		1,170,000	Sample Target:	1,430	Total Retail Sales:	\$12.9 Bil.
DMA:		30	% Below Line:	0.0	#1 Biller:	WSIX-F \$13,100,000
Average Persons Rating:		13.8	% Not Listed:	13.5	#1 Billing Portfolio	
Market TSL in Hours		18.75	Pop per Station:	37,142		AMFM \$25,200,000

12+ Metro	Format	Summer 99		Spg 99	Win 99	Fall 98	Sum 98	4-Book Avg	12+ Metro Cume / Rtg.	Spg 99	Sum 98	12+ TSA AQH / Cume	Revenue Level
		1/4	Share										
1	WQKQ-F	B	134 / 10.0	7.7	8.5	9.8	10.2	9.0	1552 / 16.1	15.5	16.4	G	WQKQ-F
2	WNRQ-F	CL AOR	108 / 8.1	9.0	7.8	8.2	7.6	8.3	1538 / 15.9	18.2	15.3	E	WNRQ-F
3	WSIX-F	C	105 / 7.9	8.9	8.7	8.1	12.3	8.4	1627 / 16.8	19.3	24.3	I	WSIX-F
4	WRVW-F	CHR	92 / 6.9	5.9	6.4	5.7	4.5	6.2	2037 / 21.1	18.7	17.4	F	WRVW-F
5	WSM-F	C	83 / 6.2	6.5	6.9	8.5	8.2	7.0	1452 / 15.0	16.9	17.9	H	WSM-F
6	WJXA-F	SAC	82 / 6.1	5.4	6.5	5.4	6.0	5.9	1297 / 13.4	11.8	15.0	G	WJXA-F
7	WRMX-F	O	71 / 5.3	5.7	6.3	4.7	6.5	5.5	1493 / 15.5	13.8	16.2	E	WRMX-F
8	WZPC-F	AOR-NR	54 / 4.0	4.0	1.0	1.3	1.1	2.6	1150 / 11.9	12.1	4.8	A	WZPC-F
9	WSM	C/FS	49 / 3.7	2.7	2.9	3.7	2.8	3.2	761 / 7.9	7.3	7.0	D	WSM
10	WWTN-F	T	47 / 3.5	3.2	4.8	4.8	4.1	4.1	814 / 8.4	11.2	11.5	F	WWTN-F
10	WGFX-F	B/O	47 / 3.5	2.5	3.3	3.6	3.6	3.2	1124 / 11.6	11.2	13.6	F	WGFX-F
12	WKDF-F	C	45 / 3.4	3.6	3.9	3.4	4.2	3.6	971 / 10.1	11.7	13.5	F	WKDF-F
12	WQZQ-F	CHR/B	45 / 3.4	3.0	2.7	2.4	2.6	2.9	1240 / 12.8	10.9	9.7	B	WQZQ-F
14	WLAC	T	43 / 3.2	2.5	3.9	4.5	3.4	3.5	768 / 8.0	7.6	8.8	D	WLAC
15	WVOL	B/G	31 / 2.3	2.7	2.2	1.8	1.9	2.3	361 / 3.7	3.5	3.5	A	WVOL
16	WNPL-F	B/O	29 / 2.2	2.6	2.7	0.9	0.7	2.1	650 / 6.7	6.2	3.9		WNPL-F
17	WJZC-F	J	23 / 1.7	2.3	1.8	3.3	2.9	2.3	564 / 5.8	7.2	8.5	C	WJZC-F
17	WRLT-FF	AOR-P	23 / 1.7	1.6	1.6	0.9	1.3	1.5	426 / 4.4	4.8	4.6	C	WRLT-FF
19	WAMB	ST	13 / 1.0	1.0	0.7	1.0	0.4	0.9	224 / 2.3	1.8	2.3		WAMB

12+ FM Share (Metro): 86.43% (1000 of 1157) (Summer 98: 88.79%)

Teens	18-34	18-49	25-49	25-54	35+	12+ AMD	12+ Mid	12+ PMD	12+ Eve	12+ Wknd
1 WQKQ-F >>	1 WQKQ-F <	1 WNRQ-F	1 WNRQ-F	1 WNRQ-F	1 WSIX-F <	1 WSIX-F	1 WSIX-F <	1 WQKQ-F	1 WQKQ-F >>	1 WQKQ-F
2 WRVW-F >>	2 WNRQ-F	2 WQKQ-F	2 WSIX-F <	2 WSIX-F <	2 WSM-F	2 WNRQ-F <	2 WNRQ-F	2 WNRQ-F	2 WRVW-F	2 WRVW-F
3 WQZQ-F >>	3 WRVW-F	3 WSIX-F	3 WQKQ-F	3 WQKQ-F	3 WRMX-F <	3 WQKQ-F	2 WJXA-F	3 WSIX-F <	3 WSM-F <	3 WNRQ-F
4 WZPC-F <	4 WRVW-F <	4 WJXA-F <	4 WJXA-F <	4 WJXA-F <	4 WJXA-F <	4 WSM-F	4 WQKQ-F	4 WRVW-F	4 WNRQ-F	4 WSM-F
5 WSIX-F	5 WJXA-F	5 WRVW-F	5 WRMX-F <	5 WNRQ-F	5 WNRQ-F	5 WJXA-F <	5 WRVW-F <	5 WSM-F <	5 WZPC-F <	5 WRMX-F <
6 WJXA-F	6 WRMX-F <	6 WRMX-F <	6 WRVW-F <	6 WSM <	6 WZPC-F <	6 WRMX-F <	6 WJXA-F <	6 WQZQ-F	6 WQZQ-F	6 WQZQ-F <
7 WQZQ-F	7 WZPC-F <	7 WSM-F <	7 WSM-F <	7 WQKQ-F	7 WRVW-F	7 WSM-F <	7 WRMX-F	6 WJXA-F <	7 WSM	7 WSM
8 WGFX-F <	8 WSM-F <	8 WGFX-F <	8 WWTN-F	8 WLAC	8 WRMX-F	8 WLAC	8 WWTN-F	8 WGFX-F <	7 WSIX-F <	7 WSIX-F <
9 WWTN-F <	9 WGFX-F <	9 WWTN-F <	8 WGFX-F	9 WVOL <	9 WSM	9 WWTN-F	9 WLAC	9 WWTN-F	9 WSIX-F	9 WKDF-F <
	10 WWTN-F	10 WZPC-F	10 WZPC-F	10 WWTN-F <	10 WKDF-F	10 WKDF-F	10 WGFX-F <	9 WZPC-F <	10 WSM <	10 WJXA-F
						10 WWTN-F				

Wom 18-24	Wom 18-34	Wom 25-34	Wom 18-49	Wom 25-54	Men 18-24	Men 18-34	Men 25-34	Men 18-49	Men 25-54	12+ Ovrnite
1 WQKQ-F	1 WQKQ-F	1 WQKQ-F <	1 WQKQ-F	1 WJXA-F <	1 WZPC-F <	1 WNRQ-F >	1 WNRQ-F >>	1 WNRQ-F >>	1 WNRQ-F >	1 WQKQ-F
2 WRVW-F >	2 WRVW-F	2 WRVW-F	2 WRVW-F	2 WQKQ-F	2 WNRQ-F	2 WZPC-F <	2 WZPC-F	2 WQKQ-F <	2 WSIX-F	2 WNRQ-F
3 WNRQ-F	3 WSIX-F	3 WSIX-F	3 WSIX-F <	2 WSIX-F	2 WQKQ-F >	3 WQKQ-F >	3 WQKQ-F	3 WSIX-F <	3 WQKQ-F	3 WGFX-F
4 WQZQ-F	4 WJXA-F <	4 WJXA-F >	4 WJXA-F	4 WRVW-F	4 WRVW-F	4 WRVW-F <	4 WRLT-FF	4 WZPC-F	4 WWTN-F	3 WSIX-F
4 WGFX-F	5 WNRQ-F	5 WNRQ-F	5 WNRQ-F <	5 WRMX-F <	5 WSIX-F	5 WWTN-F	5 WWTN-F	5 WWTN-F <	5 WZPC-F	5 WSM-F
4 WZPC-F	6 WQZQ-F <	5 WGFX-F	6 WRMX-F	6 WSM-F	5 WKDF-F	5 WSIX-F <	6 WSIX-F	6 WRMX-F	5 WRMX-F <	6 WKDF-F <
	7 WGFX-F	5 WQZQ-F >	7 WSM-F <	7 WNRQ-F		7 WRLT-FF	6 WRVW-F	7 WJXA-F	7 WSM-F	
	8 WZPC-F >		8 WGFX-F	8 WGFX-F		7 WJXA-F		7 WKDF-F <	8 WGFX-F	
			9 WQZQ-F	9 WNPL-F <		7 WKDF-F		9 WSM-F	9 WJXA-F	
				10 WQZQ-F				9 WRVW-F <	10 WKDF-F <	

Other Rated Stations	Metro Share	Cume Rating	TSA AQH Cume
WANT-F	C	98.9 Lebanon	0.4 1.3
WBOZ-FF	G	104.9 Woodbury	0.4 1.5
WMD-B	B	880 Nashville	0.5 1.2
WNSG	B/G	1240 Nashville	0.7 1.8
WNSR	SPRTS	560 Brentwood	0.4 1.3

NASHVILLE

Consolidation Report	12+	25-54	Revenue
AMFM (Pend. to Clear Channel) WJZC-FM, WLAC-AM, WNRQ-FM, WRVW-FM, WSIX-FM	27.8 %	30.0 %	39.9 %
Cromwell WQZQ-FM, WZPC-FM	7.4 %	6.6 %	1.9 %
Dick WGFX-FM, WKDF-FM	6.9 %	7.8 %	13.4 %
Gaylord WSM-AM, WSM-FM, WWTN-FM	13.4 %	11.6 %	21.4 %
Midwestern WNPL-FM, WQKQ-FM, WVOL-AM	14.5 %	13.1 %	8.5 %
South Central WJXA-FM, WRMX-FM	11.4 %	13.5 %	12.6 %
	81.4 %	82.6 %	97.7 %

AM Stations

Station	Freq	Power	Time	Daypart	Format	Network	Advertiser	Agency	Address
WAMB	1160	50 kw/1 kw	(DA-N)		Standards	Westwd	\$20.00	Roslin	Donelson
WLAC	1510	50 kw	(DA-N)		Talk/Religion	CBS	\$45.00	Sentry	AMFM
WSM	650	50 kw			Country/Full Svc.	ABC	\$48.00	Christal	Gaylord
WVOL	1470	5 kw/1 kw	(DA-2)		Black Gospel	ABC	\$ NA	Allied	Midwestern
									Berry Hill

FM Stations

Station	Freq	Power	Time	Daypart	Format	Network	Advertiser	Agency	Address
WGFX	104.5	49 kw @ 1312			Black Oldies	Source	\$84.00	Katz	Dick
WJXA	92.9	100 kw @ 1053			Soft AC	UPI	\$79.00	Eastman	South Central
WJZC	101.1	47 kw @ 1289			Jazz	Jones	\$47.00	Sentry	AMFM
WKDF	103.3	100 kw @ 1233			Country	ABC	\$83.00	Katz	Dick
WNPL	106.7	1.1 kw @ 774			Black Oldies		\$ NA	Allied	Midwestern
WNRQ	105.9	100 kw @ 1233			Classic AOR		\$80.00	Sentry	AMFM
WQKQ	92.1	3 kw @ 463			Black	ABC	\$62.00	Allied	Midwestern
WQZQ	102.5	100 kw @ 856			Dance CHR.	ABC	\$ NA	---	Cromwell
WRLG	94.1	3.9 kw @ 236			Simul. WRLT-F				Smyrna
WRLT	100.1	0.2 kw @ 1181			Progressive AOR	AP	\$31.00	Roslin	Franklin
WRMX	96.3	100 kw @ 826			Oldies		\$59.00	Eastman	South Central
WRVW	107.5	58 kw @ 1235			CHR		\$60.00	Sentry	AMFM
WSIX	97.9	100 kw @ 1145			Country		\$214.00	Mc-Guild	AMFM
WSM	95.5	100 kw @ 1286			Country		\$160.00	Christal	Gaylord
WWTN	99.7	100 kw @ 1296			Talk	ABC	\$33.00	Christal	Gaylord
WZPC	102.9	100 kw @ 820			New Rock		\$ NA	---	Cromwell
									Manchester
									Shelbyville

Notes: 10/99 WJZC-F changed from Smooth Jazz to Contemporary Christian as "101.1 - The One" . . . 10/99 AMFM and Clear Channel announced plans to merge

NASSAU-SUFFOLK (Long Island)

Arbitron Rank 17 Pop (12+): 2,266,100	Stations 44 / 15	Last Year's Revenue: \$41,900,000
MSA Rank: 16	Diaries: 3,316/ 683:1/ 48.3%	Household Income: \$75,454
MSA Pop: 2,670,000	Sample Target: 3,270	Total Retail Sales: \$30.5 Bil.
DMA: New York (#1)	% Below Line: NA	#1 Biller: WALK-AF \$14,000,000
Average Persons Rating: 16.5	% Not Listed: NA	#1 Billing Portfolio
Market TSL in Hours 21.75	Pop per Station: 151,073	AMFM (WALK-AF) \$14,000,000

12+ Metro	Format	Summer 99 1/4 Share	Spg 99	Win 99	Fall 98	Sum 98	4-Book Avg	12+ Metro Cume / Rtg.	Spg 99	Sum 98	12+ TSA AQH / Cume	Revenue Level
1	WALK-F	257 / 6.9	6.0	5.3	5.8	5.8	6.0	2939 / 13.0	12.8	12.4	I	WALK-F
2	WBLI-F	198 / 5.3	5.0	4.2	4.2	5.3	4.7	3853 / 17.0	14.9	15.0	G	WBLI-F
3	WBAB-FF	155 / 4.1	3.8	3.3	2.8	3.4	3.5	2516 / 11.1	10.2	10.2	G	WBAB-FF
4	WHLI-AA	154 / 4.1	2.6	3.6	2.8	3.1	3.3	1186 / 5.2	4.3	4.6	C	WHLI-AA
5	WBZO-F	113 / 3.0	2.6	3.4	2.7	2.5	2.9	2032 / 9.0	8.7	8.0	E	WBZO-F
6	WKJY-F	79 / 2.1	2.1	2.1	2.8	2.7	2.3	1321 / 5.8	6.2	6.7	F	WKJY-F
7	WLIR-FF	65 / 1.7	1.4	1.5	1.8	1.5	1.6	1801 / 7.1	6.7	7.2	D	WLIR-FF
8	WMJC-F	59 / 1.6	1.5	1.7	1.6	2.0	1.6	1035 / 4.6	4.2	4.9	C	WMJC-F
9	WLUX	44 / 1.2	0.9	1.5	1.9	1.3	1.4	658 / 2.9	2.5	3.3		WLUX
10	WRCN-F	23 / 0.6	0.8	0.7	0.7	0.7	0.7	459 / 2.0	2.8	2.3	C	WRCN-F
11	WXXP-F	22 / 0.6	0.9	0.4	0.9	0.4	0.7	483 / 2.1	2.6	2.0		WXXP-F
12	WLIM	18 / 0.5				0.4		162 / 0.7		0.8		WLIM

12+ FM Share (Metro): NA

Teens	18-34	18-49	25-49	25-54	35+	12+ AMD	12+ Mid	12+ PMD	12+ Eve	12+ Wknd
1 WBLI-F >>>	1 WBLI-F	1 WALK-F	1 WALK-F	1 WALK-F >	1 WALK-F	1 WALK-F >	1 WALK-F >	1 WALK-F	1 WBLI-F	1 WHLI-AA <
2 WALK-F	2 WBAB-FF	2 WBLI-F <	2 WBAB-FF	2 WBAB-FF <	2 WHLI-AA >	2 WBLI-F	2 WBLI-F <	2 WBLI-F	1 WALK-F >>	2 WBLI-F
3 WBAB-FF	3 WALK-F	3 WBAB-FF >>	3 WBLI-F >	3 WBLI-F >	3 WBZO-F	3 WBAB-FF	3 WBAB-FF >	3 WBAB-FF >	3 WBAB-FF	2 WALK-F >
3 WLIR-FF	4 WLIR-FF >	4 WLIR-FF <	4 WKJY-F <	4 WBZO-F	4 WBAB-FF	4 WHLI-AA	4 WBZO-F <	4 WHLI-AA <	4 WBZO-F	4 WBZO-F <
5 WBZO-F >	5 WMJC-F <	5 WBZO-F	5 WLIR-FF <	5 WKJY-F	5 WBLI-F >	5 WBZO-F	5 WHLI-AA	5 WBZO-F		5 WBAB-FF >>
	6 WKJY-F >	5 WKJY-F	6 WBZO-F	6 WLIR-FF	6 WKJY-F		6 WKJY-F >	6 WKJY-F		

Wom 18-24	Wom 18-34	Wom 25-34	Wom 18-49	Wom 25-54	Men 18-24	Men 18-34	Men 25-34	Men 18-49	Men 25-54	12+ Ovrmite
1 WBLI-F >	1 WBLI-F >	1 WBLI-F >	1 WBLI-F	1 WALK-F	1 WBLI-F	1 WBAB-FF	1 WBAB-FF >	1 WBAB-FF	1 WALK-F <	1 WALK-F >
2 WALK-F >	2 WALK-F >	2 WALK-F	1 WALK-F >	2 WBLI-F >	2 WBAB-FF >	2 WBLI-F >	2 WBLI-F	2 WALK-F >	2 WBAB-FF >	2 WBLI-F
3 WXXP-F	3 WLIR-FF <	3 WLIR-FF <	3 WBAB-FF >	3 WBAB-FF	3 WXXP-F	3 WLIR-FF	3 WLIR-FF	3 WBLI-F	3 WBLI-F <	3 WBAB-FF >
4 WLIR-FF	4 WBAB-FF	4 WBAB-FF	4 WKJY-F	4 WKJY-F	4 WALK-F	4 WMJC-F <	3 WMJC-F <	4 WLIR-FF	4 WBZO-F	4 WXXP-F
4 WBZO-F	5 WKJY-F >>	4 WKJY-F >>	5 WBZO-F	5 WBZO-F >	5 WLIR-FF	5 WALK-F	5 WRCN-F	5 WBZO-F	5 WLIR-FF >	
4 WBAB-FF			6 WLIR-FF >	6 WLIR-FF		5 WRCN-F	6 WALK-F >			
				6 WMJC-F						

NASSAU-SUFFOLK (Long Island)

Other Rated Stations--Outside Market				Metro Share	Cume Rating	TSA AQH Cume	Consolidation Report		
							12+	25-54	Revenue
WABC	T	770	New York	3.0	9.2				
WAXQ-F	CL AOR	104.3	New York	2.2	8.5	Barnstable	11.4 %	9.9 %	27.9 %
WBBR	BIZ	1130	New York	0.6	2.1	WBZO-FM, WGSM-AM, WHLI-AM, WKJY-FM, WMJC-FM, WRCN-FM			
WBLS-F	B/AC	107.5	New York	1.6	5.4	Cox Radio	9.4 %	11.3 %	25.1 %
WCBS	N	880	New York	3.6	15.5	WBAB-FM, WBLI-FM, WHFM-FM			
WCBS-F	O	101.1	New York	4.0	11.4	Jarad	2.3 %	2.6 %	6.7 %
WEVD	T	1050	New York	0.3	0.9	WDRE-FM, WLIR-FM, WXXP-FM			
WEZN-F	SAC	99.9	Bridgeport, CT	0.5	3.9				
WFAN	SPRTS	660	New York	4.0	13.1		23.1 %	23.8 %	59.7 %
WFME-F	REL	94.7	Newark, NJ	0.5	1.0				
WHTZ-F	CHR	100.3	Newark, NJ	5.0	20.8				
WINS	N	1010	New York	2.5	14.1				
WKTU-F	CHR/U	103.5	Lake Success	3.2	13.9				
WLTW-F	SAC	106.7	New York	3.1	8.9				
WMCA	REL	570	New York	0.4	0.6				
WNEW-F	AOR	102.7	New York	1.5	6.9				
WOR	T	710	New York	2.8	7.0				
WPAT-F	SP-C	93.1	Paterson, NJ	0.8	2.2				
WPLJ-F	CHR/AC	95.5	New York	2.8	12.2				
WPLR-F	AOR	99.1	New Haven, CT	0.6	1.5				
WQCD-F	J	101.9	New York	2.4	7.7				
WQHT-F	U/CHR	97.1	New York	2.3	8.5				
WQXR-F	CL	96.3	New York	1.7	5.1				
WRKS-F	B/AC	98.7	New York	1.0	3.6				
WSKQ-F	SP-TP	97.9	New York	1.0	2.7				
WTJM-F	B/O	105.1	New York	1.4	6.0				
WXRK-F	T/NR	92.3	New York	5.2	15.7				
WYNY-F	C	107.1	Briarcliff Manor	0.7	2.5				

AM Stations

WGSM	740	25 kw/0.043 kw (DA-2)	Simul. WHLI					Huntington
WHLI	1100	10 kw (Days, DA)	Standards	\$35.00	D&R	Barnstable		Hempstead
WLIM	1580	10 kw/0.5 kw (DA-N)	Standards	ABC	\$ NA	K&P		Patchogue
WLUX	540	0.25 kw/0.204 kw	Standards	Jones	\$ NA	--		Islip

FM Stations

WALK	97.5	39 kw @ 554	AC	AMFM	\$228.00	Katz	AMFM	Patchogue
WBAB	102.3	6 kw @ 268	AOR	ABC, Westwd	\$115.00	Katz	Cox Radio	Babylon
WBLI	106.1	48.5 kw @ 499	AC/CHR		\$110.00	Christal	Cox Radio	Patchogue
WBZO	103.1	3 kw @ 285	Oldies		\$57.00	D&R	Barnstable	Bay Shore
WDRE	98.5	6 kw @ 282	Simul. WLIR-F					Westhampton
WHFM	95.3	5 kw @ 400	Simul. WBAB-F					Southampton
WKJY	98.3	3 kw @ 328	AC		\$110.00	Interep	Barnstable	Hempstead
WLIR	92.1	1 kw @ 521	New Rock	ABC	\$60.00	Christal	Jarad	Garden City
WMJC	94.3	3 kw @ 300	Country		\$ NA	Katz	Barnstable	Smithtown
WRCN	103.9	1.52 kw @ 466	Classic Hits	Westwd	\$46.00	D&R	Barnstable	Riverhead
WXXP	105.3	6 kw @ 292	CHR/Urban		\$ NA	--	Jarad	Calverton-Roanoke

Notes: Nassau-Suffolk is a portion of the New York Arbitron metro area. Only stations home to the Nassau-Suffolk metro survey area are ranked here . . . 10/99 AMFM (WALK-AF) and Clear Channel announced plans to merge

NEW ORLEANS

Arbitron Rank 41 **Pop (12+)** 1,023,700
MSA Rank: 44
MSA Pop: 1,310,000
DMA: 41
Average Persons Rating: 16.3
Market TSL in Hours 21.75

Stations 25 / 25
Diaries: 2,857 / 358:1 / 49.9%
Sample Target: 2,810
% Below Line: 0.0
% Not Listed: 10.9
Pop per Station: 40,948

Last Year's Revenue: \$52,800,000
Household Income: \$36,680
Total Retail Sales: \$12.0 Bil.
#1 Biller: WVL/WSMB \$10,250,000
#1 Billing Portfolio
 Entercom, pend. \$22,130,000

12+ Metro	Format	Summer 99 1/4 Share	Spg 99	Win 99	Fall 98	Sum 98	4-Book Avg	12+ Metro Cume / Rtg.	Spg 99	Sum 98	12+ TSA AQH / Cume	Revenue Level	
1	WQUE-F	B	250 / 15.0	14.6	14.3	13.9	14.2	14.4	2423 / 23.7	23.3	23.4	G	WQUE-F
2	WYLD-F	B/AC	148 / 8.9	9.5	8.5	7.8	8.9	8.7	1756 / 17.2	17.4	17.8	G*	WYLD-F
3	WWL	N/T	130 / 7.8	5.6	7.4	10.5	7.2	7.8	1850 / 18.1	15.2	17.9	I*	WWL
4	WNOE-F	C	107 / 6.4	6.9	6.1	5.6	6.0	6.3	1396 / 13.6	15.4	13.9	G	WNOE-F
5	KMEZ-F	B/AC	105 / 6.3	6.1	4.5	4.2	3.7	5.3	1391 / 13.6	13.9	8.7	C	KMEZ-F
6	WTKL-F	O	93 / 5.6	4.9	5.7	5.2	5.2	5.3	1252 / 12.2	11.3	11.5	D	WTKL-F
7	WLMG-F	SAC	86 / 5.1	4.2	4.8	5.9	5.1	5.0	1370 / 13.4	11.7	12.6	E	WLMG-F
8	KKND-F	AOR-P	78 / 4.7	4.7	5.1	5.6	5.9	5.0	1154 / 11.3	12.4	14.5	D	KKND-F
9	KUMX-F	CHR	70 / 4.2	3.8	4.3	3.9	4.0	4.0	1544 / 15.1	14.5	15.4	C	KUMX-F
10	WYLD	B/G	66 / 3.9	4.4	4.4	3.8	3.8	4.1	679 / 6.6	7.7	7.2	*	WYLD
11	WLTS-F	AC	65 / 3.9	4.0	3.2	4.0	3.0	3.8	1137 / 11.1	11.6	10.3	E	WLTS-F
12	WRNO-F	CL AOR	63 / 3.8	4.3	4.4	3.3	3.9	3.9	1088 / 10.6	12.3	12.2	D	WRNO-F
13	WEZB-F	AC/CHR	62 / 3.7	3.7	4.0	3.7	3.6	3.8	1559 / 15.2	16.4	14.7	D	WEZB-F
14	WBYU	ST	33 / 2.0	2.2	2.0	2.0	2.2	2.0	411 / 4.0	4.2	4.3	B	WBYU
15	WCKW-F	CL HITS	22 / 1.3	1.4	1.5	2.1	4.0	1.6	611 / 6.0	6.6	11.1	C	WCKW-F
16	KGLA	SP	19 / 1.1	0.5	0.6	0.4	0.6	0.7	189 / 1.8	1.1	1.3		KGLA
17	WBOK	B/G	18 / 1.1	1.4	1.1	1.4	1.3	1.2	263 / 2.6	2.8	3.8	A	WBOK
18	WODT	B	17 / 1.0	0.8	1.0	0.5	0.4	0.8	236 / 2.3	1.8	1.5		WODT

12+ FM Share (Metro): 79.11% (1178 of 1489) (Summer 98: 79.64%)

Teens	18-34	18-49	25-49	25-54	35+	12+ AMD	12+ Mid	12+ PMD	12+ Eve	12+ Wknd
1 WQUE-F >>>	1 WQUE-F >>	1 WQUE-F >	1 WYLD-F <	1 WYLD-F	1 WWL	1 WQUE-F	1 WQUE-F	1 WQUE-F >	1 WQUE-F >>	1 WQUE-F >
2 KUMX-F >	2 KKND-F	2 WYLD-F >	2 WQUE-F >	2 WQUE-F	2 WYLD-F	2 WWL <	2 WWL	2 WWL <	2 WYLD-F >	2 WYLD-F
3 WEZB-F >>	3 WYLD-F >	3 KMEZ-F	3 KMEZ-F	3 KMEZ-F	3 WTKL-F <	3 WYLD-F	3 WYLD-F	3 WYLD-F	3 KMEZ-F >	3 WNOE-F <
4 WLTS-F <	4 KKND-F	4 WNOE-F <	4 WTKL-F	4 KMEZ-F <	4 KKND-F	4 WLMG-F <	4 WLMG-F <	4 WNOE-F	4 WNOE-F <	4 KMEZ-F
5 KUMX-F <	5 WNOE-F	5 WLTS-F	5 WLTS-F	5 WNOE-F <	5 WNOE-F <	5 WRNO-F <	5 WNOE-F <	5 KMEZ-F <	5 WTKL-F	5 WWL <
6 WEZB-F	5 WLTS-F	5 WRNO-F <	6 WWL <	6 WLMG-F	6 WTKL-F <	6 KMEZ-F	6 WTKL-F	6 WTKL-F <	6 KUMX-F	6 WTKL-F <
	7 WRNO-F <	7 WWL <	7 WLMG-F	7 WYLD <	7 WNOE-F	6 WTKL-F	7 WLMG-F	7 WLMG-F <	6 WEZB-F	7 WLMG-F <
	8 KUMX-F	8 KKND-F	7 WRNO-F <	8 WQUE-F	8 KMEZ-F <	8 WLTS-F	8 KUMX-F	8 KUMX-F	8 KKND-F <	8 KUMX-F
	8 WWL <	9 WLMG-F <	9 WLTS-F	9 WRNO-F >	9 WYLD <	9 WYLD <	9 WYLD <	9 WEZB-F <	9 WYLD	9 WYLD
			10 KKND-F >			10 WLMG-F	10 KUMX-F <	10 WLTS-F <		10 WEZB-F <

Wom 18-24	Wom 18-34	Wom 25-34	Wom 18-49	Wom 25-54	Men 18-24	Men 18-34	Men 25-34	Men 18-49	Men 25-54	12+ Ovrmite
1 WQUE-F >>>	1 WQUE-F >>	1 WQUE-F >	1 WQUE-F	1 WYLD-F	1 WQUE-F >>	1 WQUE-F	1 WQUE-F <	1 WQUE-F >	1 WYLD-F <	1 WQUE-F >
2 KUMX-F >	2 WYLD-F	2 WYLD-F	2 WYLD-F >	2 WQUE-F	2 KKND-F >>	2 KKND-F >	2 KKND-F	2 WYLD-F <	2 WQUE-F	2 WYLD-F >
3 WLTS-F	3 WLTS-F	3 WLTS-F >	3 WLTS-F <	3 KMEZ-F	3 WEZB-F	3 WYLD-F >	3 WYLD-F >	3 KKND-F	3 WWL	3 KMEZ-F >
3 WYLD-F	4 KUMX-F	4 KKND-F	4 KMEZ-F >	4 WLMG-F <	4 WNOE-F	4 WEZB-F <	4 WWL	4 WRNO-F <	3 WRNO-F <	4 WTKL-F
5 KKND-F	5 KKND-F <	4 KMEZ-F <	5 KUMX-F	5 WLTS-F	4 KUMX-F	5 WWL	5 WNOE-F	5 KMEZ-F	5 KMEZ-F	5 WWL
5 WEZB-F >	6 WEZB-F	6 WEZB-F	5 WLMG-F	6 WTKL-F <		5 WRNO-F	6 KMEZ-F	5 WWL	5 WTKL-F <	
			5 WNOE-F	7 WNOE-F		7 WNOE-F	7 WLTS-F	7 WNOE-F	7 WNOE-F	7 KKND-F
			8 WEZB-F	8 WYLD		7 KUMX-F	7 WEZB-F	8 WTKL-F	8 WNOE-F >	

Other Rated Stations			Metro Share	Cume Rating	TSA AQH Cume
WFNO	SP-C	830 Norco	0.5	1.6	
WKSJ-F	CL AOR	106.1 Picayune	0.5	2.5	
WSMB	T	1350 New Orleans	0.7	3.4	
WTIX	T	690 New Orleans	0.5	1.9	
WTIX-F	O	94.3 Galiano	0.6	2.6	
WYLA-F	C	94.7 Lacombe	0.7	1.4	

NEW ORLEANS

Consolidation Report	12+	25-54	Revenue
Centennial	12.1 %	14.0 %	10.0 %
KMEZ-FM, WBYU-AM, WRNO-FM			
Clear Channel	44.1 %	41.5 %	39.8 %
KKND-FM, KUMX-FM, WNOE-FM, WODT-AM, WQUE-FM, WYLD-AM, WYLD-FM			
Entercom, pend.	26.8 %	26.8 %	41.9 %
WEZB-FM, WLMG-FM, WLTS-FM, WSMB-AM, WTKL-FM, WWL-AM			
	83.0 %	82.3 %	91.7 %

AM Stations

Station	Power	Genre	Network	Rate	Channel	Parent	Location
KGLA	1540						Gretna
WBOK	1230 1 kw	Black Gospel	AURN, Westwd	\$23.00	---	Willis	
WBYU	1450 1 kw	Standards	ABC	\$30.00	---	Centennial	
WODT	1280 5 kw (DA-1)	Blues	ABC, Westwd, TARN	\$ NA	Clr Chnl	Clear Channel	
WWL	870 50 kw (DA-1)	News/Talk	CBS	\$150.00	Allied	Entercom, pend.	
WYLD	940 10 kw/0.5 kw (DA-2)	Black Gospel	ABC, AURN	\$19.00	Clr Chnl	Clear Channel	

FM Stations

Station	Power	Genre	Network	Rate	Channel	Parent	Location
KKND	106.7 100 kw @ 983	Progressive AOR		\$30.00	Clr Chnl	Clear Channel	Port Sulphur
KMEZ	102.9 4.7 kw @ 604	Black AC	ABC	\$40.00	Allied	Centennial	Belle Chasse
KUMX	104.1 100 kw @ 1946	CHR	Westwd	\$40.00	Clr Chnl	Clear Channel	Houma
WCKW	92.3 100 kw @ 1946	Classic Hits		\$44.00	Christal		Laplace
WEZB	97.1 100 kw @ 984	AC/CHR	ABC, CBS	\$65.00	D&R	Entercom, pend.	
WLMG	101.9 100 kw @ 984	Soft AC		\$85.00	D&R	Entercom, pend.	
WLTS	105.3 100 kw @ 902	AC	ABC	\$64.00	D&R	Entercom, pend.	Slidell
WNOE	101.1 100 kw @ 1004	Country	Westwd	\$102.00	Clr Chnl	Clear Channel	
WQUE	93.3 100 kw @ 984	Black		\$112.00	Clr Chnl	Clear Channel	
WRNO	99.5 100 kw @ 1004	Classic Hits	Source	\$87.00	Mc-Guild	Centennial	
WTKL	95.7 100 kw @ 984	Oldies	CBS	\$62.00	Eastman	Entercom, pend.	
WYLD	98.5 100 kw @ 902	Black AC	ABC	\$85.00	Clr Chnl	Clear Channel	

Notes: * WYLD revenue included in WYLD-F revenue level; ^ WSMB revenue included in WWL revenue level . . . 7/99 WADU-F (94.9; Reserve) sold to Styles (WYLA-F) price NA; immediately changed from Standards to simulcasting Country WYLA-F . . . 8/99 WCKW-F changed from Classic AOR to Classic Hits . . . 9/99 WSMB changed from Talk to Sports . . . 10/99 WYLK-F (104.7; Folsom) changed from simulcasting WYLA-F to Smooth Jazz

NEW YORK

Arbitron Rank 1 Pop (12+): 4,291,500 MSA Rank: 1 MSA Pop: 15,800,000 DMA: 1 Average Persons Rating: 17.3 Market TSL in Hours 23.00	Stations 50 / 49 Diaries: 10,578 / 1351:1 / 47.1% Sample Target: 8,450 % Below Line: 0.8 % Not Listed: 12.3 Pop per Station: 291,663	Last Year's Revenue: \$592,600,000 Household Income: \$57,094 Total Retail Sales: \$140.1 Bil. #1 Biller: WFAN \$54,000,000 #1 Billing Portfolio CBS/Infinity \$221,800,000
---	---	---

12+ Metro	Format	Summer 99 1/4 Share	Spg 99	Win 99	Fall 98	Sum 98	4-Book Avg	12+ Metro Cume / Rtg.	Spg 99	Sum 98	12+ TSA AQH / Cume	Revenue Level
1	WLTW-F	1518 / 6.1	5.4	6.1	5.9	5.5	5.9	20883 / 14.6	14.5	13.8	L	WLTW-F
2	WSKQ-F	1255 / 5.1	4.8	4.5	5.2	6.0	4.9	13009 / 9.1	9.0	9.5	K	WSKQ-F
3	WQHT-F	1191 / 4.8	5.4	5.7	5.3	5.8	5.3	18853 / 13.2	13.7	14.8	L	WQHT-F
4	WHTZ-F	1152 / 4.7	4.6	4.4	4.5	4.6	4.5	25641 / 17.9	17.0	17.8	K	WHTZ-F
5	WKTU-F	1075 / 4.3	4.5	4.0	4.0	3.9	4.2	21219 / 14.8	14.3	14.0	L	WKTU-F
6	WCBS-F	1029 / 4.2	4.2	3.5	4.7	4.2	4.1	16743 / 11.7	11.0	11.4	L	WCBS-F
7	WXRK-F	895 / 3.6	3.8	4.4	3.6	3.7	3.9	16088 / 11.3	10.6	11.6	L	WXRK-F
8	WBLS-F	888 / 3.6	3.6	3.3	3.7	3.3	3.5	15049 / 10.5	10.6	10.3	I	WBLS-F
9	WINS	887 / 3.6	3.7	4.1	3.5	3.6	3.7	23540 / 16.5	15.5	15.9	L	WINS
10	WRKS-F	812 / 3.3	3.3	3.6	3.8	3.6	3.5	12885 / 9.0	9.5	10.3	K	WRKS-F
11	WOR	806 / 3.3	2.8	2.6	2.9	2.8	2.9	10146 / 7.1	6.7	7.2	K	WOR
12	WCBS	766 / 3.1	3.0	2.9	3.0	2.8	3.0	17240 / 12.1	11.3	11.5	L	WCBS
13	WQCD-F	721 / 2.9	2.9	2.7	3.1	3.1	2.9	11779 / 8.2	8.1	8.8	K	WQCD-F
14	WABC	680 / 2.7	3.1	3.2	3.0	3.3	3.0	11761 / 8.2	8.5	9.3	J	WABC
15	WPAT-F	660 / 2.7	3.2	2.9	3.0	3.2	2.9	8727 / 6.1	6.5	6.2	I	WPAT-F
16	WQXR-F	658 / 2.7	2.5	2.5	2.8	2.4	2.6	8446 / 5.9	6.1	6.6	I	WQXR-F
17	WTJM-F	653 / 2.6	2.6	3.5	1.7	1.6	2.6	12235 / 8.6	8.5	7.1	H	WTJM-F
18	WPLJ-F	651 / 2.6	2.9	2.4	2.3	2.9	2.6	15943 / 11.2	10.5	10.9	K	WPLJ-F
18	WFAN	651 / 2.6	2.7	2.4	2.8	2.6	2.6	12579 / 8.8	8.4	8.9	L	WFAN
20	WAXQ-F	498 / 2.0	2.0	1.9	1.7	1.7	1.9	9775 / 6.8	6.6	7.4	I	WAXQ-F
21	WCAA-F	415 / 1.7	1.5	1.3	1.5	1.7	1.5	6959 / 4.9	4.3	4.5	F	WCAA-F
22	WADO	389 / 1.6	2.3	1.8	1.6	1.6	1.8	4054 / 2.8	3.2	2.8	G	WADO
23	WNEW-F	367 / 1.5	1.4	1.4	1.5	1.5	1.4	8377 / 5.9	6.1	6.7	I	WNEW-F
24	WALK-F	276 / 1.1	1.0	1.0	0.9	0.9	1.0	3407 / 2.4	2.4	2.3		WALK-F

12+ FM Share (Metro): 75.52% (16373 of 21681) (Summer 98: 75.42%)

Teens	18-34	18-49	25-49	25-54	35+	12+ AMD	12+ Mid	12+ PMD	12+ Eve	12+ Wknd
1 WQHT-F <	1 WQHT-F >	1 WLTW-F <	1 WLTW-F	1 WLTW-F	1 WLTW-F	1 WXRK-F	1 WLTW-F >	1 WLTW-F	1 WQHT-F	1 WSKQ-F <
2 WHTZ-F >>>	2 WKTU-F <	2 WSKQ-F <	2 WSKQ-F	2 WSKQ-F	2 WCBS-F	2 WINS <	2 WKTU-F <	2 WQHT-F <	2 WBLS-F <	2 WQHT-F <
	3 WXRK-F <	3 WKTU-F <	3 WKTU-F	3 WKTU-F	3 WOR	3 WSKQ-F	3 WCBS-F <	3 WHTZ-F <	3 WHTZ-F <	3 WLTW-F
	4 WHTZ-F <	4 WQHT-F	4 WXRK-F <	4 WCBS-F <	3 WINS <	4 WCBS	4 WHTZ-F <	4 WKTU-F	4 WLTW-F	4 WCBS-F
	5 WSKQ-F	5 WHTZ-F <	5 WBLS-F	5 WXRK-F <	5 WCBS <	5 WOR <	5 WSKQ-F <	5 WSKQ-F	5 WABC <	4 WHTZ-F <
	6 WBLS-F	6 WXRK-F <	5 WRKS-F	6 WRKS-F <	6 WSKQ-F	6 WLTW-F <	6 WQHT-F	6 WCBS-F	6 WKTU-F <	6 WKTU-F
	7 WLTW-F <	7 WBLS-F	5 WTJM-F	7 WTJM-F <	7 WQXR-F <	7 WHTZ-F	7 WHTZ-F <	7 WBLS-F <	7 WSKQ-F <	7 WBLS-F <
	8 WPLJ-F >	8 WRKS-F <	8 WPLJ-F	8 WBLS-F <	8 WQCD-F <	8 WCBS-F	8 WQCD-F	8 WBLS-F <	8 WRKS-F	8 WRKS-F <
	9 WPAT-F	9 WPLJ-F <	8 WHTZ-F <	9 WQCD-F	9 WABC <	9 WQHT-F <	8 WABC	9 WOR	8 WPAT-F <	9 WINS <
	9 WRKS-F <	10 WTJM-F <	10 WQCD-F <	9 WHTZ-F	10 WRKS-F <	10 WRKS-F	8 WRKS-F <	9 WQCD-F <	10 WFAN <	10 WCBS
				9 WPLJ-F <		10 WFAN				10 WPAT-F <
						10 WKTU-F <				

Wom 18-24	Wom 18-34	Wom 25-34	Wom 18-49	Wom 25-54	Men 18-24	Men 18-34	Men 25-34	Men 18-49	Men 25-54	12+ Ovrmt
1 WQHT-F	1 WQHT-F	1 WKTU-F	1 WLTW-F	1 WLTW-F >	1 WQHT-F >	1 WXRK-F <	1 WXRK-F >	1 WXRK-F	1 WXRK-F <	1 WINS <
2 WHTZ-F >	2 WKTU-F	2 WSKQ-F	2 WKTU-F <	2 WSKQ-F <	2 WXRK-F	2 WQHT-F >	2 WSKQ-F	2 WQHT-F <	2 WSKQ-F	2 WABC
3 WBLS-F	2 WHTZ-F <	2 WLTW-F <	3 WSKQ-F <	3 WKTU-F	3 WHTZ-F	3 WSKQ-F <	3 WQHT-F	3 WSKQ-F	3 WFAN <	3 WBLS-F <
4 WKTU-F	4 WBLS-F	4 WBLS-F <	4 WHTZ-F <	4 WRKS-F	4 WKTU-F >	4 WKTU-F	4 WKTU-F	4 WKTU-F	4 WKTU-F <	4 WOR
5 WSKQ-F	5 WSKQ-F <	5 WPLJ-F	5 WBLS-F	5 WBLS-F <	5 WBLS-F <	5 WHTZ-F	5 WNEW-F <	5 WFAN <	5 WLTW-F <	4 WQHT-F <
6 WLTW-F	6 WLTW-F	6 WQHT-F <	6 WQHT-F	6 WPLJ-F <	6 WSKQ-F <	6 WNEW-F	6 WFAN	6 WLTW-F <	6 WCBS-F	6 WLTW-F
7 WPLJ-F <	7 WPLJ-F >	7 WHTZ-F	7 WRKS-F <	7 WHTZ-F	7 WRKS-F <	7 WBLS-F	7 WHTZ-F <	7 WHTZ-F	7 WAXQ-F <	7 WRKS-F
8 WCAA-F <	8 WRKS-F <	8 WRKS-F	8 WPLJ-F	7 WTJM-F	8 WNEW-F	8 WFAN	8 WBLS-F <	8 WNEW-F <	8 WQCD-F <	8 WCBS
9 WXRK-F	9 WPAT-F	9 WPAT-F	9 WTJM-F	7 WCBS-F	9 WPLJ-F >	9 WPLJ-F <	9 WLTW-F <	9 WAXQ-F <	9 WTJM-F <	9 WQCD-F <
10 WPAT-F	10 WXRK-F <	10 WTJM-F	10 WPAT-F	10 WPAT-F		10 WLTW-F	10 WPLJ-F	10 WBLS-F <	10 WQHT-F <	10 WHTZ-F <
				10 WQCD-F						

NEW YORK

Other Rated Stations				Metro Share	Cume Rating	TSA AQH Cume	Other Rated Stations--Outside Market				Metro Share	Cume Rating	TSA AQH Cume
WBAB-FF	AOR	102.3	Babylon	0.6	2.0		WKXW-F	T	101.5	Trenton, NJ	0.8	3.1	
WBBR	N	1130	New York	0.8	3.2								
WBLI-F	AC/CHR	106.1	Patchogue	0.9	3.1								
WBZO-F	O	103.1	Bay Shore	0.5	1.6								
WDHA-F	AOR	105.5	Dover, NJ	0.3	1.2								
WEVD	T	1050	New York	0.4	1.5								
WFME-F	REL	94.7	Newark, NJ	0.7	1.5								
WHLI-AA	ST	1100	Hempstead	0.8	1.2								
WHUD-F	AC	100.7	Peekskill	0.6	1.4								
WKJY-F	AC	98.3	Hempstead	0.4	1.1								
WLIB	B/T	1190	New York	0.7	2.0								
WLIR-FF	AOR-NR	92.7	Garden City	0.5	2.1								
WMCA	REL	570	New York	0.3	0.8								
WMGQ-F	AC	98.3	New Brunswick, NJ	0.3	0.7								
WMTR-AA	ST	1250	Morristown, NJ	0.4	0.7								
WNSW	ST	1430	Newark, NJ	0.5	1.2								
WVJ	ST/FS	1160	Oakland, NJ	0.4	0.7								
WWRU	SP-NT	1660	Elizabeth, NJ	0.3	0.6								
WWZY-F	C	107.1	Long Branch, NJ	0.4	1.0								
WYNY-FF	C	107.1	Briarcliff Manor	0.7	1.8								

Consolidation Report				12+	25-54	Revenue
AMFM (Pend. to Clear Channel)				19.7 %	23.0 %	20.4 %
WAXQ-FM, WHTZ-FM, WKTU-FM, WLTW-FM, WTJM-FM						
Big City				1.1 %	1.1 %	%
WWXY-FM, WWYY-FM, WWZY-FM, WYNY-FM						
CBS/Infinity				18.6 %	18.6 %	37.4 %
WCBS-AM, WCBS-FM, WFAN-AM, WINS-AM, WNEW-FM, WXRK-FM						
Emmis				11.0 %	10.4 %	13.6 %
WQCD-FM, WQHT-FM, WRKS-FM						
SBS				7.8 %	9.2 %	6.4 %
WPAT-FM, WSKQ-FM						
				58.2 %	62.3 %	77.8 %

AM Stations

WABC	770	50 kw	Talk	ABC	\$355.00	ABC	ABC
WADO	1280	5 kw (DA-1)	Hispanic News-Talk		\$100.00	Katz Hisp.	Hispanic
WCBS	880	50 kw	News	CBS	\$425.00	CBS	CBS/Infinity
WFAN	660	50 kw	Sports	Westwd, CBS	\$470.00	Infinity	CBS/Infinity
WINS	1010	50 kw (DA-2)	News	ABC, CNN	\$445.00	CBS	CBS/Infinity
WOR	710	50 kw (DA-1)	Talk	ABC, Westwd	\$320.00	Mc-Guild	Buckley

FM Stations

WAXQ	104.3	7.8 kw @ 1223	Classic AOR	AMFM	\$170.00	Katz	AMFM
WBLS	107.5	4.2 kw @ 1362	Black AC	ABC	\$260.00	Mc-Guild	Inner City
WCAA	105.9	0.81 kw @ 1223	Hispanic-Tropical		\$ NA	---	Hispanic Newark, NJ
WCBS	101.1	6.8 kw @ 1325	Oldies	CBS	\$560.00	CBS	CBS/Infinity
WHTZ	100.3	6 kw @ 1362	CHR		\$314.00	---	AMFM Newark, NJ
WKTU	103.5	5.4 kw @ 1420	CHR/Urban	Westwd, AMFM	\$400.00	Eastman	AMFM Lake Success, NY
WLTW	106.7	6 kw @ 1362	Soft AC	AMFM	\$580.00	Katz	AMFM
WNEW	102.7	7.8 kw @ 1223	AOR	Westwd	\$305.00	CBS	CBS/Infinity
WPAT	93.1	5.4 kw @ 1420	Hispanic Contemp.		\$125.00	Caballero	SBS Paterson, NJ
WPLJ	95.5	6.7 kw @ 1335	CHR/AC	ABC	\$435.00	ABC	ABC
WQCD	101.9	6 kw @ 1362	Jazz		\$358.00	Christal	Emmis
WQHT	97.1	6.7 kw @ 1339	Urban/CHR		\$390.00	Allied	Emmis
WQXR	96.3	6 kw @ 1362	Classical	Westwd	\$190.00	Allied	New York Times
WRKS	98.7	6 kw @ 1362	Black AC	Source, Westwd	\$475.00	D&R	Emmis
WSKQ	97.9	6 kw @ 1362	Hispanic-Tropical		\$340.00	Caballero	SBS
WTJM	105.1	6 kw @ 1362	Black Oldies	AMFM	\$320.00	Sentry	AMFM
WXRK	92.3	6 kw @ 1362	Talk/New Rock	Westwd, Source	\$540.00	Infinity	CBS/Infinity

Notes: Other ranked stations -- See Nassau-Suffolk (Long Island) . . . 9/99 WNEW-F changed from AOR (after 32 years) to Talk . . . 11/99 WZZN-F (106.3; Mt. Kisco, NY) changed from Jazz to simulcasting AC WFAS-F (103.9; White Plains) as WFAF-F

NORFOLK

Arbitron Rank	36 Pop (12+)	1,225,200	Stations	25 / 24	Last Year's Revenue:	\$45,300,000
MSA Rank:		33	Diaries:	1,647 / 744:1 / 54.2%	Household Income:	\$42,139
MSA Pop:		1,570,000	Sample Target:	1,670	Total Retail Sales:	\$13.6 Bil.
DMA:		40	% Below Line:	0.4	#1 Biller:	WOWI-F \$6,400,000
Average Persons Rating:		15.9	% Not Listed:	12.3	#1 Billing Portfolio	
Market TSL in Hours		21.00	Pop per Station:	51,050	Entercom, pend.	\$12,130,000

12+ Metro	Format	Summer 99 1/4 Share	Spg 99	Win 99	Fall 98	Sum 98	4-Book Avg	12+ Metro Cume / Rtg.	Spg 99	Sum 98	12+ TSA AQH / Cume	Revenue Level
1	WOWI-F	B	239 / 12.3	12.6	14.0	11.5	13.3	12.6	2538 / 20.7	23.5	23.1	G WOWI-F
2	WNOR-F	AOR	119 / 6.1	6.2	5.9	5.1	6.0	5.8	1691 / 13.8	13.8	13.4	F WNOR-F
3	WPTE-F	AC-NR	117 / 6.0	4.4	5.3	4.6	4.6	5.1	2069 / 16.9	13.6	14.3	E WPTE-F
4	WCMS-AF	C	115 / 5.9	5.2	5.1	6.5	6.4	5.7	1594 / 13.0	12.4	13.3	E WCMS-AF
5	WWDE-F	CHR	112 / 5.7	5.0	6.7	6.3	5.5	5.9	1934 / 15.8	13.4	13.8	D WWDE-F
6	WNVZ-F	CHR/B	111 / 5.7	5.1	4.8	4.7	5.8	5.1	2362 / 19.3	18.1	20.1	5 WNVZ-F
7	WSVY-FF	B/O	107 / 5.5	5.1	5.4	5.4	4.6	5.3	1363 / 11.1	11.5	9.8	C WSVY-FF
7	WAFX-F	CL AOR	107 / 5.5	5.4	3.7	4.6	4.9	4.8	1461 / 11.9	10.6	11.5	D WAFX-F
9	WGH-F	C	101 / 5.2	5.2	5.9	5.4	5.5	5.4	1544 / 12.6	12.1	13.0	F WGH-F
10	WJCD-F	J	85 / 4.4	5.0	5.2	4.8	5.8	4.8	1251 / 10.2	10.3	11.0	D WJCD-F
11	WVKL-F	O	72 / 3.7	4.3	3.2	3.9	3.6	3.8	1350 / 11.0	12.2	10.6	C WVKL-F
12	WFOG-F	B/O^	66 / 3.4	2.7	4.0	4.5	4.0	3.6	1266 / 10.3	8.7	9.3	C WFOG-F
13	WNIS	N/T	63 / 3.2	4.0	4.1	4.3	3.1	3.9	978 / 8.0	8.7	7.8	D WNIS
14	WROX-F	AOR-NR	62 / 3.2	2.8	2.8	2.5	2.4	2.8	1153 / 9.4	11.5	10.0	C WROX-F
15	WXEZ-F	EZ	54 / 2.8	3.2	2.7	2.6	3.6	2.8	748 / 6.1	7.1	6.8	C WXEZ-F
16	WKOC-F	AOR-P	47 / 2.4	2.7	3.4	3.2	2.4	2.9	1176 / 9.6	9.6	9.7	C WKOC-F
17	WPCE	G	36 / 1.8	2.5	1.1	1.6	2.6	1.8	541 / 4.4	3.6	4.2	B WPCE
18	WGPL	B/G	28 / 1.4	1.6	1.1	1.4	0.8	1.4	544 / 4.4	3.4	2.9	A WGPL
19	WTAR	T/SPRTS	25 / 1.3	1.2	1.3	1.4	1.3	1.3	566 / 4.6	3.7	5.0	B WTAR
20	WGH	SPRTS	19 / 1.0	0.9	1.1	1.1	0.5	1.0	391 / 3.2	3.3	1.7	A WGH

12+ FM Share (Metro): 89.01% (1522 of 1710) (Summer 98: 89.44%)

Teens	18-34	18-49	25-49	25-54	35+	12+ AMD	12+ Mid	12+ PMD	12+ Eve	12+ Wknd
1 WOWI-F <	1 WOWI-F >>	1 WOWI-F >	1 WOWI-F	1 WOWI-F	1 WCMS-AF <	1 WOWI-F >	1 WOWI-F >	1 WOWI-F <	1 WOWI-F >>	1 WOWI-F >>
2 WNVZ-F	2 WNOR-F <	2 WPTE-F <	2 WAFX-F	2 WAFX-F	2 WSVY-FF	2 WNOR-F <	2 WPTE-F <	2 WAFX-F <	2 WNOR-F <	2 WSVY-FF <
3 WROX-F >>	3 WPTE-F >	3 WNOR-F <	3 WWDE-F <	3 WWDE-F	3 WAFX-F	3 WCMS-AF <	2 WAFX-F <	3 WPTE-F <	3 WSVY-FF	3 WNVZ-F <
	4 WWDE-F	4 WAFX-F <	4 WPTE-F	4 WSVY-FF	4 WVKL-F	4 WWDE-F <	4 WWDE-F <	4 WNVZ-F <	4 WNVZ-F <	4 WCMS-AF
	5 WNVZ-F	5 WWDE-F	5 WSVY-FF <	5 WPTE-F	4 WGH-F	5 WGH-F <	5 WGH-F <	5 WWDE-F	5 WPTE-F	5 WNOR-F <
	6 WAFX-F <	6 WGH-F <	6 WNOR-F <	6 WGH-F <	4 WJCD-F <	6 WSVY-FF <	6 WCMS-AF	6 WCMS-AF	6 WROX-F	6 WNVZ-F <
	7 WGH-F >	7 WSVY-FF	7 WGH-F <	7 WNOR-F <	7 WWDE-F	7 WAFX-F <	7 WNVZ-F <	7 WNOR-F <	7 WWDE-F <	7 WJCD-F <
		7 WNVZ-F	8 WJCD-F <	8 WJCD-F	7 WNIS	8 WPTE-F	8 WNIS <	8 WGH-F <	8 WJCD-F	8 WWDE-F <
		9 WJCD-F <	9 WNVZ-F <	9 WCMS-AF <	9 WXEZ-F <	9 WNVZ-F	9 WNOR-F	9 WSVY-FF <	9 WAFX-F <	9 WGH-F <
			10 WCMS-AF	10 WNVZ-F <	10 WFOG-F <	10 WVKL-F <	9 WJCD-F	10 WJCD-F <	10 WCMS-AF	10 WROX-F

Wom 18-24	Wom 18-34	Wom 25-34	Wom 18-49	Wom 25-54	Men 18-24	Men 18-34	Men 25-34	Men 18-49	Men 25-54	12+ Ovrite
1 WOWI-F >>>	1 WOWI-F >>	1 WOWI-F	1 WOWI-F	1 WWDE-F	1 WOWI-F	1 WOWI-F	1 WOWI-F	1 WOWI-F	1 WAFX-F	1 WOWI-F >
2 WNVZ-F	2 WWDE-F	1 WWDE-F >	2 WPTE-F >	2 WWDE-F >	2 WNOR-F	2 WNOR-F >	2 WNOR-F >	2 WNOR-F	2 WNOR-F	2 WJCD-F >
2 WPTE-F >	3 WPTE-F	3 WPTE-F	3 WPTE-F <	3 WSVY-FF <	3 WPTE-F >>	3 WPTE-F >	3 WAFX-F <	3 WAFX-F	3 WNOR-F	3 WPTE-F
4 WNOR-F	4 WNVZ-F >	4 WNVZ-F >	4 WNVZ-F	4 WGH-F	4 WNVZ-F	4 WAFX-F	4 WPTE-F	3 WPTE-F >	4 WSVY-FF	3 WSVY-FF <
5 WGH-F	5 WGH-F	5 WAFX-F	5 WGH-F	4 WPTE-F <	5 WCMS-AF	5 WGH-F <	5 WGH-F	5 WSVY-FF <	5 WPTE-F	5 WNOR-F
5 WWDE-F >	6 WROX-F <	5 WGH-F	6 WSVY-FF	6 WJCD-F	5 WGH-F	6 WNVZ-F	6 WKOC-F	6 WGH-F	6 WGH-F <	
	7 WJCD-F	5 WJCD-F	6 WJCD-F <	6 WAFX-F <				7 WCMS-AF <	7 WJCD-F <	
	7 WNOR-F		8 WAFX-F	8 WNVZ-F <				8 WNVZ-F <	8 WCMS-AF <	
			9 WCMS-AF	9 WCMS-AF <				9 WKOC-F <	9 WNIS <	
				10 WVKL-F				10 WJCD-F <	10 WWDE-F <	

Other Rated Stations				Metro Share	Cume Rating	TSA AQH Cume	Other Rated Stations--Outside Market				Metro Share	Cume Rating	TSA AQH Cume
WBYM	ST	1490	Hampton	0.5	0.6		WVNS	REL-CC	670	Claremont, VA	0.4	0.9	
WXGM-F	AC	99.1	Gloucester	0.5	1.1								

NORFOLK

Consolidation Report	12+	25-54	Revenue
Barnstable, pend. WCMS-AF, WFOG-FM, WGH-AM, WGH-FM	15.5 %	14.5 %	21.3 %
Clear Channel WJCD-FM, WOWI-FM, WSVY-AF	16.7 %	15.4 %	20.9 %
Entercom, pend. WNVZ-FM, WPTE-FM, WVKL-FM, WWDE-FM	21.1 %	23.4 %	26.8 %
Saga WAFX-FM, WJOI-AM, WNOR-FM	11.6 %	14.1 %	14.0 %
Sinclair Communications WKOC-FM, WNIS-AM, WROX-FM, WTAR-AM	10.1 %	9.3 %	12.5 %
Willis WGPL-AM, WPCE-AM	3.2 %	3.4 %	2.1 %
	78.2 %	80.1 %	97.6 %

AM Stations

Station	Freq	Power	Format	Advertiser	Agency	Station
WCMS	1050	5 kw/0.36 kw	Simul. WCMS-F			
WGH	1310	5 kw (DA-N)	Sports	ESPN	\$24.00	Katz Barnstable
WGPL	1350	5 kw (DA-2)	Black Gospel	AURN, Westwd	\$ NA	Allied Willis
WNIS	790	5 kw (DA-1)	News/Talk	Westwd, CBS	\$27.00	Allied Sinclair Commun.
WPCE	1400	1 kw	Religion	AURN, Westwd	\$24.00	Mc-Guild Willis
WTAR	850	50 kw/25 kw (DA-2)	Talk/Sports	Westwd, 1-On-1	\$53.00	Allied Sinclair Commun.

FM Stations

Station	Freq	Power	Format	Advertiser	Agency	Station	Location
WAFX	106.9	100 kw @ 984	Classic AOR	\$61.00	CBS	Saga	
WCMS	100.5	50 kw @ 500	Country	ABC	\$82.00	Allied	Barnstable, pend.
WFOG	92.9	50 kw @ 484	Black Oldies	\$58.00	D&R	Barnstable	Suffolk
WGH	97.3	74 kw @ 400	Country	\$83.00	Eastman	Barnstable	
WJCD	105.3	50 kw @ 500	Jazz	ABC	\$62.00	Ctr Chnl	Clear Channel
WKOC	93.7	100 kw @ 935	Progressive AOR	\$45.00	Mc-Guild	Sinclair Commun.	Elizabeth City, NC
WNOR	98.7	46 kw @ 520	AOR	\$98.00	Mc-Guild	Saga	
WNVZ	104.5	50 kw @ 479	Dance CHR	\$49.00	D&R	Entercom, pend.	
WOWI	102.9	50 kw @ 472	Black	AURN	\$103.00	Ctr Chnl	Clear Channel
WPTE	94.9	50 kw @ 500	AC/CHR	\$43.00	D&R	Entercom, pend.	
WROX	96.1	23 kw @ 722	New Rock	\$43.00	Mc-Guild	Sinclair Commun.	Cape Charles
WSV	92.1	3.7 kw @ 420	Simul. WSVY-F				Moyock, NC
WSVY	107.7	5.2 kw @ 351	Black Oldies	ABC	\$33.00	Ctr Chnl	Clear Channel Windsor
WVKL	95.7	40 kw @ 880	Oldies	\$54.00	D&R	Entercom, pend.	
WWDE	101.3	50 kw @ 500	AC	\$92.00	D&R	Entercom, pend.	
WXEZ	94.1	40 kw @ 531	Easy Listening	\$29.00	--	Eure	Yorktown

Notes: ^ WFOG-F changed from Soft AC to Black Oldies in the middle of the survey (late August) . . . 7/99 WROX-F changed from CHR to New Rock (AOR-NR) as "Extreme" . . . 9/99 WVNS (670; Claremont) changed from News to Black Gospel (ABC) as WRJR ("Rejoice Radio") . . . 10/99 WCMS-AF sold to Barnstable for \$15,500,000 (Kaili)

OKLAHOMA CITY

Arbitron Rank 54 Pop (12+) 853,900
MSA Rank: 57
MSA Pop: 1,040,000
DMA: 45
Average Persons Rating: 14.7
Market TSL in Hours 19.75

Stations 22 / 21
Diaries: 2,290 / 373:1 / 46.4%
Sample Target: 2,130
% Below Line: 0.4
% Not Listed: 12.8
Pop per Station: 40,662

Last Year's Revenue: \$41,800,000
Household Income: \$37,881
Total Retail Sales: \$9.9 Bil.
#1 Biller: KXXY-F \$6,700,000
#1 Billing Portfolio
 Clear Channel \$18,950,000

12+ Metro	Format	Summer 99 1/4 Share	Spg 99	Win 99	Fall 98	Sum 98	4-Book Avg	12+ Metro Cume / Rtg.	Spg 99	Sum 98	12+ TSA AQH / Cume	Revenue Level	
1	KJYO-F	130 / 10.3	11.0	11.6	9.9	10.6	10.7	2302 / 27.0	27.7	28.2		F	KJYO-F
2	KATT-F	120 / 9.6	8.0	8.4	8.8	9.3	8.7	1583 / 18.5	17.9	19.2		F	KATT-F
3	KXXY-F	87 / 6.9	7.9	7.4	7.6	8.4	7.5	1342 / 15.7	16.5	19.0		G	KXXY-F
3	KRXO-F	87 / 6.9	5.9	6.8	6.8	7.3	6.6	1191 / 14.0	12.9	16.4		E	KRXO-F
5	KOMA-F	82 / 6.5	5.4	5.3	5.3	5.9	5.6	1268 / 14.8	13.0	14.5		F*	KOMA-F
6	KTOK	N/T	78 / 6.2	6.6	6.3	6.8	6.9	1155 / 13.5	14.8	13.6		E	KTOK
7	KMGL-F	AC	69 / 5.5	5.9	5.3	7.6	6.0	1309 / 15.3	12.8	15.0		E	KMGL-F
8	KTST-F	C	66 / 5.3	7.0	5.9	5.1	4.6	1224 / 14.3	15.5	13.5		E	KTST-F
9	KYIS-F	ΔC-NR	64 / 5.1	6.1	5.3	4.3	4.9	1423 / 16.7	17.2	17.2		D	KYIS-F
10	KVSP	B	62 / 4.9	3.2	2.9	3.7	4.2	541 / 6.3	6.3	6.9		B	KVSP
11	KKNG-F	C/O	60 / 4.8	3.7	4.6	3.8	3.6	744 / 8.7	7.4	8.7		C	KKNG-F
12	KQSR-F	SAC	47 / 3.7	3.9	4.3	5.7	5.4	875 / 10.2	11.7	12.5		C	KQSR-F
13	KCYI-F	J	28 / 2.2	1.9	2.5	2.7	3.2	397 / 4.6	5.3	6.9		C	KCYI-F
14	KNTL-F	SPRFS	20 / 1.6	1.1	1.5	2.9	1.6	428 / 5.0	3.7	3.5			KNTL-F
15	WWLS	SPRFS	16 / 1.3	1.2	1.9	1.4	0.9	301 / 3.5	4.0	3.5		A	WWLS
15	WKY	T	16 / 1.3	1.1	0.9	1.0	0.9	385 / 4.5	4.5	4.1		A	WKY
15	KEBC	VA	16 / 1.3	1.7	1.0	1.0	1.0	330 / 3.9	4.4	3.2		A	KEBC
15	KOMA	O	16 / 1.3	1.3	1.3	1.4	1.3	319 / 3.7	3.1	4.9		*	KOMA

12+ FM Share (Metro): 80.37% (880 of 1095) (Summer 98: 80.12%)

Teens	18-34	18-49	25-49	25-54	35+	12+ AMD	12+ Mid	12+ PMD	12+ Eve	12+ Wknd
1 KJYO-F >>>	1 KATT-F >	1 KATT-F	1 KATT-F	1 KRXO-F <	1 KTOK <	1 KATT-F <	1 KJYO-F	1 KJYO-F	1 KJYO-F <	1 KJYO-F
2 KVSP	2 KJYO-F >	2 KJYO-F	1 KRXO-F	2 KATT-F	2 KOMA-F	2 KXXY-F	2 KATT-F <	2 KATT-F	2 KATT-F >	2 KATT-F
2 KATT-F >	3 KYIS-F	3 KRXO-F	3 KJYO-F	3 KJYO-F	3 KXXY-F	3 KJYO-F	3 KTOK	3 KRXO-F	3 KVSP <	3 KOMA-F <
4 KTST-F <	4 KYIS-F <	4 KXXY-F	4 KXXY-F	4 KXXY-F <	4 KRXO-F	4 KRXO-F	4 KXXY-F <	4 KOMA-F <	4 KMGL-F <	4 KRXO-F
5 KRXO-F	5 KXXY-F <	5 KOMA-F	5 KOMA-F	5 KXXY-F <	5 KRXO-F	4 KOMA-F <	5 KRXO-F	5 KXXY-F <	5 KTOK <	5 KXXY-F
6 KVSP <	6 KTST-F <	5 KMGL-F <	6 KMGL-F	6 KMGL-F	6 KMGL-F	6 KTOK <	6 KOMA-F <	6 KTOK <	6 KEBC <	5 KVSP <
7 KXXY-F	7 KMGL-F	7 KTST-F <	7 KTST-F <	7 KTST-F <	7 KJYO-F	7 KYIS-F	7 KMGL-F <	7 KTST-F	7 KRXO-F <	7 KTST-F <
	8 KOMA-F	8 KYIS-F	8 KYIS-F	8 KYIS-F	8 KQSR-F	8 KMGL-F <	8 KYIS-F <	8 KMGL-F <	8 KOMA-F	8 KKNG-F <
	8 KVSP	9 KVSP	9 KTOK <	9 KTOK <	9 KTST-F <	9 KTST-F <	9 KTST-F <	9 KYIS-F <	9 KMGL-F	9 KMGL-F
			10 KVSP <			9 KKNG-F	10 KKNG-F			10 KYIS-F

Wom 18-24	Wom 18-34	Wom 25-34	Wom 18-49	Wom 25-54	Men 18-24	Men 18-34	Men 25-34	Men 18-49	Men 25-54	12+ Ovrnite
1 KJYO-F >	1 KJYO-F >	1 KJYO-F	1 KJYO-F >	1 KJYO-F >	1 KATT-F >>	1 KATT-F >>>	1 KATT-F >>>	1 KATT-F >	1 KATT-F	1 KATT-F <
2 KYIS-F	2 KTST-F <	2 KTST-F	2 KTST-F <	2 KMGL-F	2 KJYO-F	2 KJYO-F <	2 KRXO-F	2 KRXO-F >	2 KRXO-F >	2 KJYO-F <
3 KATT-F	3 KYIS-F >	3 KYIS-F >	3 KMGL-F	2 KTST-F	3 KYIS-F	3 KRXO-F	3 KXXY-F	3 KJYO-F	3 KXXY-F <	3 KTST-F <
4 KMGL-F	4 KATT-F <	4 KVSP	4 KYIS-F	4 KOMA-F <	4 KVSP	4 KYIS-F	4 KJYO-F	4 KXXY-F <	4 KOMA-F	4 KXXY-F
5 KVSP	5 KRXO-F <	4 KRXO-F	5 KQSR-F	5 KXXY-F	5 KXXY-F <	5 KYIS-F	5 KYIS-F	5 KYIS-F	5 KTOK	4 KTOK
5 KTST-F >	6 KVSP	6 KQSR-F	5 KXXY-F <	5 KRXO-F <			6 KVSP	6 KOMA-F	6 KJYO-F	
	7 KXXY-F <	6 KXXY-F	7 KRXO-F <	7 KQSR-F <				6 KVSP	7 KNTL-F <	
		6 KMGL-F	8 KOMA-F	8 KYIS-F				8 KTOK	8 KYIS-F	
		6 KATT-F >>	8 KVSP <					8 KNTL-F	8 KVSP <	

Other Rated Stations				Metro Share	Cume Rating	TSA AQH Cume	Other Rated Stations--Outside Market				Metro Share	Cume Rating	TSA AQH Cume
KIRC-F	C	105.9	Seminole	0.6	0.9	KSPI-F	AOR-P	93.7	Stillwater	0.4	1.5		
KQCV	REL	800	Oklahoma City	0.9	3.5								
KTUZ-F	SP-R	105.5	Chickasha	0.6	1.3								

OKLAHOMA CITY

Consolidation Report	12+	25-54	Revenue
Citadel, pend. KATT-FM, KCYI-FM, KNTL-FM, KYIS-FM, WWLS-AM	19.8 %	21.6 %	19.0 %
Clear Channel KEBC-AM, KJYO-FM, KQSR-FM, KTOK-AM, KTST-FM, KXXY-FM	33.7 %	31.5 %	45.3 %
Renda KMGL-FM, KOMA-AM, KOMA-FM, KRXO-FM	20.2 %	24.3 %	28.5 %
Tyler KKNG-AM, KKNG-FM, KTUZ-FM	5.4 %	3.5 %	3.1 %
	79.1 %	80.9 %	95.9 %

AM Stations

Station	Freq	Power	Format	Revenue	Source	Advertiser	Agency
KEBC	1340	1 kw	Hispanic-Contemp.	\$ NA	Banner	Clear Channel	
KOMA	1520	50 kw (DA-N)	Oldies	CBS \$ NA	---	Renda	
KTOK	1000	5 kw (DA-2)	News/Talk	ABC \$67.00	Christal	Clear Channel	
KVSP	1140	1 kw (Days)	Black	AURN, ABC, WW1 \$25.00	---	Perry	
WKY	930	5 kw (DA-N)	Talk	\$30.00	---		
WWLS	640	1 kw (DA-N)	Sports	CBS, Westwd \$21.00	---	Citadel	Moore

FM Stations

Station	Freq	Power	Format	Revenue	Source	Advertiser	Agency
KATT	100.5	100 kw @ 1191	AOR	Source \$71.00	Banner	Citadel, pend.	
KCYI	97.7	6 kw @ 315	Jazz	\$37.00	Mc-Guild	Citadel, pend.	Edmond
KJYO	102.7	100 kw @ 985	CHR	\$66.00	Christal	Clear Channel	
KKNG	93.3	100 kw @ 797	Classic Country	\$ NA	---	KKNG/KTUZ-F	Newcastle
KMGL	104.1	100 kw @ 1362	AC	\$79.00	Eastman	Renda	
KNTL	104.9	6 kw @ 300	Sports	1-on-1, ESPN, CBS \$ NA	---	Citadel, pend.	Bethany
KOMA	92.5	100 kw @ 984	Oldies	CBS \$74.00	---	Renda	
KQSR	94.7	100 kw @ 1389	Soft AC	\$ NA	Clr Chnl	Clear Channel	
KRXO	107.7	100 kw @ 990	Classic AOR	\$82.00	---	Renda	
KTST	101.9	100 kw @ 1389	Country	\$40.00	Banner	Clear Channel	
KXXY	96.1	100 kw @ 1171	Country	\$125.00	Banner	Clear Channel	
KYIS	98.9	100 kw @ 1100	AC-NR	AP \$32.00	D&R	Citadel, pend.	

Notes: * KOMA revenue included in KOMA-F revenue level . . . WKY is LMA'd to Clear Channel

OMAHA

Arbitron Rank 72 Pop (12+) 541,800	Stations 20 / 19	Last Year's Revenue: \$35,200,000
MSA Rank: 77	Diaries: 1,769 / 306:1 / 53.8%	Household Income: \$53,229
MSA Pop: 696,000	Sample Target: 1,670	Total Retail Sales: \$7.5 Bil.
DMA: 73	% Below Line: 0.4	#1 Biller: KEZO-F \$4,800,000
Average Persons Rating: 14.9	% Not Listed: 16.7	#1 Billing Portfolio
Market TSL in Hours 20.00	Pop per Station: 28,516	Journal Broadcast Group \$14,239,000

12+ Metro	Format	Summer 99 1/4 Share	Spg 99	Win 99	Fall 98	Sum 98	4-Book Avg	12+ Metro Cume / Rtg.	Spg 99	Sum 98	12+ TSA AQH / Cume	Revenue Level	
1	KFAB	67 / 8.3	7.4	7.4	7.9	8.6	7.7	1026 / 18.9	17.0	18.0		E	KFAB
2	KGOR-F	66 / 8.2	7.8	6.5	6.3	5.6	7.2	1156 / 21.3	18.1	18.2		D	KGOR-F
3	KXKT-F	62 / 7.7	10.2	9.0	8.3	9.5	8.8	885 / 16.3	18.7	18.7		E	KXKT-F
4	KEZO-F	58 / 7.2	8.3	10.5	11.3	11.0	9.3	901 / 16.6	16.7	19.4		F	KEZO-F
5	KQKQ-F	57 / 7.0	9.3	7.9	7.5	7.4	7.9	1208 / 22.3	23.5	23.5		D	KQKQ-F
6	KQCH-F	53 / 6.6	2.7	2.2	2.0	2.1	3.4	1002 / 18.5	9.7	5.9		B	KQCH-F
7	KEFM-F	46 / 5.7	6.9	6.1	4.7	5.6	5.8	748 / 13.8	15.7	14.4		E	KEFM-F
8	KSRZ-F	43 / 5.3	6.8	6.3	7.4	8.0	6.5	925 / 17.1	21.4	21.1		C	KSRZ-F
9	WOW-F	33 / 4.1	4.6	6.7	4.8	5.5	5.0	544 / 10.0	10.8	11.4		F*	WOW-F
10	KKAR	31 / 3.8	4.9	5.2	6.7	4.1	5.2	590 / 10.9	10.1	10.9		D	KKAR
11	KKCD-F	26 / 3.2	3.7	3.8	4.1	3.6	3.7	578 / 10.7	10.4	11.0		E	KKCD-F
11	KOTD-F	26 / 3.2	2.6	2.0	2.3	2.5	2.5	314 / 5.8	5.6	4.5		A	KOTD-F
13	KZFX-F	25 / 3.1	2.4	3.6	2.9	3.1	3.0	439 / 8.1	7.7	10.2		B	KZFX-F
14	KTNP-F	21 / 2.6	1.8	1.4	1.8	1.5	1.9	559 / 10.3	9.7	7.9		B	KTNP-F
14	KOTD	21 / 2.6	0.8	1.4	0.8	1.7	1.4	169 / 3.1	5.6	2.3			KOTD
16	WOW	17 / 2.1	1.7	2.2	3.3	2.7	2.3	292 / 5.4	4.6	7.2		*	WOW

12+ FM Share (Metro): 77.00% (519 of 674) (Summer 98: 76.52%)

Teens	18-34	18-49	25-49	25-54	35+	12+ AMD	12+ Mid	12+ PMD	12+ Eve	12+ Wknd
1 KQKQ-F <	1 KEZO-F	1 KEZO-F	1 KEZO-F	1 KEZO-F	1 KFAB <	1 KFAB	1 KGOR-F	1 KXKT-F <	1 KQCH-F	1 KGOR-F <
2 KQCH-F >>>	2 KQKQ-F	2 KXKT-F	2 KXKT-F	1 KGOR-F <	2 KGOR-F >	2 KEZO-F	2 KXKT-F <	2 KGOR-F <	2 KQKQ-F	2 KQKQ-F <
3 KSRZ-F	3 KSRZ-F	3 KGOR-F <	3 KGOR-F <	3 KXKT-F	3 KXKT-F	3 KGOR-F <	3 KFAB <	3 KQCH-F	3 KXKT-F	3 KXKT-F
	3 KQCH-F <	4 KQKQ-F <	4 KEFM-F	4 KEFM-F	4 KEFM-F	4 KXKT-F	4 KQKQ-F <	3 KFAB <	4 KGOR-F <	4 KQCH-F <
	5 KXKT-F	5 KSRZ-F	5 KSRZ-F <	5 KSRZ-F	4 KKAR <	5 KQKQ-F <	5 KEZO-F <	5 KQKQ-F	5 KFAB <	5 KFAB
	6 KEFM-F <	5 KQCH-F <	6 KQKQ-F	5 KQKQ-F	6 WOW-F <	6 KEFM-F	6 KQCH-F <	6 KEFM-F <	6 KEZO-F <	6 KEZO-F
	7 KTNP-F	7 KEFM-F >	7 KQCH-F	7 KQCH-F	7 KOTD-F	7 WOW-F	7 KSRZ-F <	7 KEZO-F <	7 KEFM-F >	7 KSRZ-F <
	8 KZFX-F	8 KZFX-F	8 KZFX-F	7 KFAB	8 KOTD <	7 KSRZ-F	8 KKAR <	8 KSRZ-F	8 KSRZ-F <	8 KEFM-F
		9 KKCD-F <	8 KKCD-F <	9 WOW-F	9 KEZO-F	9 KQCH-F >	9 KEFM-F >	9 WOW-F	9 KZFX-F	9 KOTD
				9 KKCD-F			10 WOW-F <	10 KOTD-F <		10 KKAR <

Wom 18-24	Wom 18-34	Wom 25-34	Wom 18-49	Wom 25-54	Men 18-24	Men 18-34	Men 25-34	Men 18-49	Men 25-54	12+ Ovrnite
1 KQCH-F	1 KQKQ-F	1 KSRZ-F <	1 KXKT-F	1 KEFM-F <	1 KQCH-F	1 KEZO-F >	1 KEZO-F >>	1 KEZO-F >>	1 KEZO-F >	1 KFAB >
2 KQKQ-F >	2 KSRZ-F <	2 KQKQ-F	2 KEFM-F	2 KGOR-F	1 KEZO-F	2 KTNP-F	2 KTNP-F	2 KXKT-F <	2 KGOR-F	2 KXKT-F >
3 KXKT-F	3 KXKT-F	3 KEFM-F	2 KQKQ-F <	2 KXKT-F	3 KTNP-F	3 KQKQ-F	2 KQKQ-F	3 KGOR-F	3 KXKT-F >	3 KGOR-F
4 KSRZ-F >>>	3 KQCH-F	3 KXKT-F	4 KQCH-F	4 KQKQ-F <	4 KZFX-F	3 KQCH-F	4 KXKT-F	4 KZFX-F	4 KKAR <	4 KQCH-F
	5 KEFM-F <	3 KEZO-F >	5 KSRZ-F	5 KSRZ-F <	5 KSRZ-F	5 KSRZ-F	4 KSRZ-F	4 KSRZ-F	5 KFAB <	5 KEZO-F
	6 KEZO-F >>		5 KGOR-F	6 KQCH-F	6 KXKT-F	6 KZFX-F	6 KOSR	6 KTNP-F <	6 KSRZ-F	6 KSRZ-F
			7 KEZO-F	7 KEZO-F <	6 KQKQ-F	6 KXKT-F	7 KQKQ-F	7 KQKQ-F	6 KKCD-F <	6 KKCD-F <
				8 WOW-F	6 KGOR-F	8 KOSR	8 KOSR	7 KQCH-F	8 KZFX-F	8 KZFX-F
					6 KKCD-F >>	8 KEFM-F		7 KKCD-F <	8 KQKQ-F	8 KQKQ-F
						8 KKCD-F			8 KEFM-F	8 KEFM-F

Other Rated Stations				Metro Share	Cume Rating	TSA AQH Cume	Other Rated Stations--Outside Market				Metro Share	Cume Rating	TSA AQH Cume
KCRO	REL	660	Omaha	0.4	1.3		KFRX-F	CHR	102.7	Lincoln	0.4	1.7	
KOIL	SPRTS	1180	Bellevue	0.5	2.8								
KOSR	SPRTS	1490	Omaha	1.5	3.8								

OMAHA

Consolidation Report	12+	25-54	Revenue
AMFM (Pend. to Clear Channel) KFAB-AM, KGOR-FM, KTNP-FM, KXKT-FM	26.8 %	26.9 %	32.1 %
Journal Broadcast Group KBBX-AM, KEZO-FM, KKCD-FM, KOSR-AM, KQCH-FM, KSRZ-FM, WOW-AM, WOW-FM	30.0 %	32.3 %	40.6 %
Local KKAR-AM, KOIL-AM, KQKQ-FM, KZFX-FM	14.4 %	14.3 %	17.1 %
	71.2 %	73.5 %	89.8 %

AM Stations

KFAB	1110	50 kw (DA-N)	Full Service/Talk	CBS	\$ 72.00	Christal	AMFM	
KKAR	1290	5 kw (DA-N)	News/Talk	CNN, Westwd, ABC	\$35.00	Sentry	KOIL/KQKQ-F	
KOTD	1020	1 kw (Days)	Standards	ABC	\$ NA	--		Plattsmouth
WOW	590	5 kw	Country	ABC	\$ NA	Allied	Journal Bcst Gp	

FM Stations

KEFM	96.1	100 kw @1414	AC/CHR		\$57.00	Mc-Guild		
KEZO	92.3	100 kw @ 1212	AOR		\$70.00	Eastman	Journal Bcst Gp	
KGOR	99.9	115 kw @ 1230	Oldies	Westwd	\$62.00	Christal	AMFM	
KKCD	105.9	50 kw @ 479	Classic AOR		\$42.00	Eastman	Journal Bcst Gp	
KOTD	106.9	6 kw @ 328	Standards	ABC	\$ NA	--	Waitt	Plattsmouth
KQCH	97.7	100 kw @ 981	Dance CHR		\$31.00	Eastman	Journal Bcst Gp	Nebraska City
KQKQ	98.5	100 kw @ 1175	CHR		\$ 64.00	Sentry	KKAR/KOIL	Council Bluffs
KSRZ	104.5	100 kw @ 1086	CHR/AC		\$40.00	Eastman	Journal Bcst Gp	
KTNP	93.3	3.6 kw @ 427	AC/CHR		\$ NA	Katz	AMFM	Bennington
KXKT	103.7	100 kw @ 1014	Country		\$63.00	Christal	AMFM	Glenwood, IA
KZFX	101.9	100 kw @ 1132	Classic Hits		\$30.00	Sentry	KKAR/KQKQ	Lincoln
WOW	94.1	100 kw @ 1184	Country	ABC	\$91.00	Allied	Journal Bcst Gp	

Notes: * WOW revenue included in WOW-F revenue level . . . 8/99 KTNP-F changed from AC/CHR to AOR . . . 10/99 AMFM and Clear Channel announced plans to merge . . . 10/99 KOTD-F changed from Standards to Progressive AOR as KCTY-F ("The City") . . . 11/99 WOW (AM) changed from Country to Standards as KOMJ

ORLANDO

Arbitron Rank 39 Pop (12+) 1,104,600
MSA Rank: 37
MSA Pop: 1,530,000
DMA: 22 (w/Daytona, Melbourne)
Average Persons Rating: 16.1
Market TSL in Hours 21.25

Stations 30 / 25
Diaries: 2,096 / 527:1 / 44.2%
Sample Target: 2,150
% Below Line: 3.0
% Not Listed: 11.4
Pop per Station: 44,184

Last Year's Revenue: \$92,500,000
Household Income: \$43,301
Total Retail Sales: \$16.1 Bil.
#1 Biller: WWKA-F \$10,000,000
#1 Billing Portfolio AMFM \$31,100,000

12+ Metro	Format	Summer 99 1/4 Share	Spg 99	Win 99	Fall 98	Sum 98	4-Book Avg	12+ Metro Cume / Rtg.	Spg 99	Sum 98	12+ TSA AQH / Cume	Revenue Level	
1	WTKS-F	137 / 7.7	6.7	7.0	6.0	6.9	6.9	1695 / 15.3	13.7	15.2		H	WTKS-F
2	WWKA-F	132 / 7.4	7.1	6.5	9.4	7.7	7.6	1615 / 14.6	16.2	16.5		I	WWKA-F
3	WXXL-F	129 / 7.3	5.6	7.6	7.1	7.3	6.9	2668 / 24.2	20.6	20.4		H	WXXL-F
4	WDBO	123 / 6.9	6.4	6.3	7.5	6.0	6.8	1423 / 12.9	15.3	12.7		G	WDBO
5	WMGF-F	111 / 6.3	5.3	6.8	5.7	5.5	6.0	1665 / 15.1	14.8	12.7		G	WMGF-F
6	WSHE-F	100 / 5.6	5.7	3.6	3.5	4.4	4.6	1417 / 12.8	14.2	14.2		F	WSHE-F
7	WOMX-F	91 / 5.1	6.0	5.5	5.6	7.0	5.6	1833 / 16.6	17.2	18.9		H	WOMX-F
8	WJHM-F	86 / 4.9	5.3	5.9	6.0	6.4	5.5	1456 / 13.2	15.8	14.5		G	WJHM-F
9	WJRR-F	82 / 4.6	5.3	4.4	4.3	4.4	4.7	1302 / 11.8	13.5	13.0		F	WJRR-F
10	WMMO-F	77 / 4.3	5.3	5.5	4.6	4.5	4.9	1335 / 12.1	13.6	11.4		F	WMMO-F
11	WHTQ-F	75 / 4.2	3.9	3.6	3.2	4.1	3.7	1187 / 10.7	10.4	11.3		E	WHTQ-F
12	WCFB-F	69 / 3.9	3.4	4.3	4.9	3.4	4.1	832 / 7.5	7.9	8.3		E	WCFB-F
13	WLOQ-F	68 / 3.8	4.1	3.9	4.8	4.0	4.2	1118 / 10.1	11.8	10.5		F	WLOQ-F
14	WOCL-F	52 / 2.9	4.8	4.0	5.0	4.4	4.2	1132 / 10.2	13.0	14.7		H	WOCL-F
15	WPYO-F	40 / 2.3	2.4	1.9	1.0	1.0	1.9	1008 / 9.1	8.0	2.6		B	WPYO-F
16	WHOO	36 / 2.0	2.2	2.6	2.2	2.7	2.3	495 / 4.5	5.6	6.1		B	WHOO
17	WPCV-F	27 / 1.5	0.8	1.1	0.6	1.4	1.0	438 / 4.0	3.7	4.7			WPCV-F
18	WQTM	24 / 1.4	1.2	1.2	1.8	1.2	1.4	478 / 4.3	4.3	4.3		C	WQTM
19	WOKB	19 / 1.1	1.9	1.0	0.6	0.9	1.1	290 / 2.6	2.6	2.2			WOKB
20	WONQ	17 / 1.0	0.8	0.9	0.8	0.9	0.9	232 / 2.1	2.0	2.2		B	WONQ

12+ FM Share (Metro): 82.88% (1302 of 1571) (Summer 98: 83.46%)

Teens	18-34	18-49	25-49	25-54	35+	12+ AMD	12+ Mid	12+ PMD	12+ Eve	12+ Wknd
1	WXXL-F	1 WTKS-F	1 WTKS-F	1 WTKS-F >	1 WTKS-F	1 WDBO	1 WDBO <	1 WTKS-F	1 WMGF-F	1 WXXL-F <
2	WJHM-F >>	2 WXXL-F	2 WXXL-F <	2 WWKA-F <	2 WWKA-F	2 WWKA-F <	2 WTKS-F	2 WWKA-F <	2 WXXL-F	2 WWKA-F
3	WPYO-F	3 WJHM-F <	3 WWKA-F <	3 WHTQ-F	3 WSHE-F <	3 WSHE-F	3 WWKA-F	3 WXXL-F <	3 WJHM-F	3 WMGF-F
4	WJRR-F >>	4 WJRR-F	4 WOMX-F <	4 WHTQ-F <	4 WMGF-F	4 WMGF-F	4 WXXL-F <	4 WSHE-F	4 WTKS-F	4 WSHE-F <
5	WOMX-F <	5 WMGF-F <	5 WMGF-F <	5 WMGF-F <	5 WLOQ-F <	5 WOMX-F	5 WMGF-F <	5 WDBO <	5 WCFB-F <	5 WJHM-F <
6	WWKA-F	6 WHTQ-F <	6 WMGF-F <	6 WMMO-F <	6 WMMO-F <	6 WMGF-F <	6 WSHE-F <	6 WOMX-F <	6 WPYO-F <	6 WJRR-F <
7	WMGF-F <	7 WJRR-F <	7 WXXL-F	7 WOMX-F <	7 WTKS-F <	7 WSHE-F	7 WMMO-F <	7 WJHM-F	7 WWKA-F	7 WCFB-F <
8	WHTQ-F	8 WMMO-F	8 WJRR-F	8 WXXL-F	8 WOMX-F <	8 WHTQ-F	8 WJRR-F	7 WMMO-F	7 WMGF-F <	8 WDBO <
9	WPYO-F <	9 WJHM-F	9 WDBO	9 WDBO	9 WCFB-F <	9 WCFB-F <	8 WOMX-F	7 WJRR-F <	9 WJRR-F <	9 WTKS-F <
10	WSHE-F <	10 WSHE-F <	9 WSHE-F <	9 WJRR-F	10 WHTQ-F	10 WJHM-F	10 WHTQ-F <	10 WMGF-F <	10 WLOQ-F <	10 WLOQ-F <

Wom 18-24	Wom 18-34	Wom 25-34	Wom 18-49	Wom 25-54	Men 18-24	Men 18-34	Men 25-34	Men 18-49	Men 25-54	12+ Ovrnrite
1	WXXL-F >	1 WXXL-F	1 WXXL-F <	1 WMGF-F	1 WJRR-F	1 WTKS-F >	1 WTKS-F >>	1 WTKS-F >	1 WTKS-F >	1 WDBO >>
2	WJHM-F	2 WJHM-F <	2 WWKA-F	2 WMGF-F	2 WWKA-F <	1 WTKS-F	2 WJRR-F >	2 WHTQ-F <	2 WHTQ-F	2 WXXL-F
3	WOMX-F	3 WOMX-F	3 WOMX-F	3 WOMX-F <	3 WXXL-F <	3 WJHM-F <	3 WHTQ-F <	3 WJRR-F >	2 WJRR-F	3 WMMO-F <
3	WMGF-F	3 WMGF-F <	3 WJHM-F	4 WWKA-F >	4 WOMX-F	4 WXXL-F >	4 WMMO-F	4 WMMO-F	4 WJRR-F <	4 WJRR-F
5	WPYO-F	5 WWKA-F	3 WMGF-F	5 WJHM-F	4 WSHE-F >	5 WPYO-F >	5 WJHM-F	4 WXXL-F	5 WWKA-F	5 WDBO
6	WTKS-F	6 WTKS-F	3 WTKS-F	6 WSHE-F <	6 WCFB-F	6 WMGF-F	6 WWKA-F <	4 WWKA-F	6 WDBO <	6 WWKA-F
7	WJRR-F	7 WMMO-F	7 WOCL-F	7 WCFB-F <	7 WMMO-F	6 WWKA-F	7 WOMX-F	7 WQTM	7 WXXL-F <	7 WSHE-F
7	WWKA-F	7 WOCL-F	8 WCFB-F	8 WTKS-F <	7 WOCL-F <	6 WOMX-F	7 WPYO-F	7 WOMX-F	8 WOMX-F <	8 WOMX-F
9	WCFB-F	9 WMMO-F	9 WJHM-F	9 WMMO-F <	9 WJHM-F	9 WMMO-F <	9 WJHM-F <	9 WJHM-F <	9 WJHM-F <	9 WLOQ-F
10		10 WOCL-F	9 WTKS-F	10 WOCL-F	9 WTKS-F			10 WLOQ-F	10 WXXL-F	

Other Rated Stations	Metro Share	Cume Rating	TSA AQH Cume	Other Rated Stations--Outside Market	Metro Share	Cume Rating	TSA AQH Cume				
WFIV	SP	1080	Kissimmee	0.3	0.5	WFLZ-F	CHR	93.3	Tampa	0.3	1.8
WHIM	REL	1520	Apopka	0.2	0.9	WGNE-F	C	98.1	Titusville	0.4	2.5
WRLQ	SP-C	1270	Eatonville	0.7	0.9	WKRO-F	AOR-NR	93.1	Edgewater	0.3	2.5
WRMQ	SP	1140	Oriando	0.8	1.3	WSJT-F	J	94.1	Lakeland	0.4	1.1
WTLN	REL	950	Oriando	0.3	1.8						
WWNZ	N	740	Oriando	0.3	2.3						

ORLANDO

Consolidation Report	12+	25-54	Revenue
AMFM (See Notes)	20.2 %	18.5 %	33.6 %
WJHM-FM, WOCL-FM, WOMX-FM, WXXL-FM			
Clear Channel (See Notes)	25.9 %	29.5 %	27.8 %
WJRR-FM, WMGF-FM, WQTM-AM, WSHE-FM, WTKS-FM, WWNZ-AM			
Cox Radio	31.0 %	30.3 %	31.4 %
WCFB-FM, WDBO-AM, WHOO-AM, WHTQ-FM, WMMO-FM, WPYO-FM, WWKA-FM			
	77.1 %	78.3 %	92.8 %

AM Stations

Station	Freq	Power	Format	Parent	Rate	Agency	Advertiser	Location
WDBO	580	5 kw (DA-N)	Full Service	ABC, Westwd	\$79.00	Katz	Cox Radio	
WHOO	990	50 kw/5 kw (DA-2)	Standards	ABC, Jones	\$21.00	Christal	Cox Radio	
WOKB	1600	5 kw (DA-2)	Black Gosp./Ethnic		\$ NA	--		Winter Garden
WONQ	1030	10 kw/0.5 kw (DA-2)	Spanish	UPI, CNN	\$<20.00	Caballero	WRMQ	
WQTM	540	50 kw (DA-2)	Sports	1-on-1, CBS, ESPN	\$20.00	Clr Chnl	Clear Channel	Pine Hills

FM Stations

Station	Freq	Power	Format	Parent	Rate	Agency	Advertiser	Location
WCFB	94.5	100 kw @ 1470	Black AC	ABC	\$53.00	Katz	Cox Radio	Daytona Beach
WHTQ	96.5	100 kw @ 1598	Classic AOR		\$64.00	Christal	Cox Radio	
WJHM	101.9	28 kw @ 1585	Black		\$95.00	Sentry	AMFM	Daytona Beach
WJRR	101.1	100 kw @ 1598	AOR		\$90.00	Clr Chnl	Clear Channel	Cocoa
WLOQ	103.1	14 kw @ 440	Jazz		\$64.00	Allied		Winter Park
WMGF	107.7	100 kw @ 1585	Soft AC		\$132.00	Clr Chnl	Clear Channel	Mt. Dora
WMMO	98.9	38 kw @ 440	Classic Hits		\$81.00	Christal	Cox Radio	
WOCL	105.9	100 kw @ 1585	Black Oldies		\$144.00	Eastman	AMFM	Deland
WOMX	105.1	100 kw @ 1598	AC	AMFM	\$155.00	Eastman	AMFM	
WPYO	95.3	6 kw @ 315	Dance CHR	Westwd	\$ NA	Christal	Cox Radio	Apopka
WSHE	100.3	100 kw @ 1188	Oldies		\$54.00	Clr Chnl	Clear Channel	
WTKS	104.1	100 kw @ 1598	Talk	Westwd	\$105.00	Clr Chnl	Clear Channel	Cocoa Beach
WWKA	92.3	100 kw @ 1341	Country		\$160.00	Katz	Cox Radio	
WXXL	106.7	100 kw @ 824	CHR	AMFM	\$110.00	Sentry	AMFM	Leesburg

Notes: WMMO-F reclassified from AC-AOR to Classic Hits based on M Street description and audience analysis . . . WPCV-F -- See Lakeland-Winter Haven in the Spring 1999 American Radio . . . 10/99 AMFM and Clear Channel announced plans to merge. Divestitures in the market will be required.

PHILADELPHIA

Arbitron Rank 5 Pop (12+): 4,065,900	Stations 33 / 28	Last Year's Revenue: \$251,900,000
MSA Rank: 4	Diaries: 4,718/ 862:1/ 49.6%	Household Income: \$53,572
MSA Pop: 4,950,000	Sample Target: 4,630	Total Retail Sales: \$47.8 Bil.
DMA: 4	% Below Line: 5.1	#1 Biller: KYW \$35,000,000
Average Persons Rating: 16.5	% Not Listed: 14.0	#1 Billing Portfolio
Market TSL in Hours 21.75	Pop per Station: 145,211	CBS/Infinity \$101,000,000

12+ Metro	Format	Summer 99 1/4 Share	Spg 99	Win 99	Fall 98	Sum 98	4-Book Avg	12+ Metro Cume / Rtg.	Spg 99	Sum 98	12+ TSA AQH / Cume	Revenue Level
1	KYW	457 / 6.8	5.9	7.8	6.4	6.4	6.7	11443 / 28.1	26.3	28.0	L	KYW
2	WYSP-F	391 / 5.8	6.0	5.9	5.6	5.4	5.8	6809 / 16.7	15.5	16.7	K	WYSP-F
3	WBEB-F	385 / 5.7	7.0	6.3	5.9	6.2	6.2	6057 / 14.9	17.1	15.7	J	WBEB-F
4	WDAS-F	372 / 5.5	5.5	5.8	5.9	5.8	5.7	4367 / 10.7	10.8	11.0	J	WDAS-F
5	WUSL-F	338 / 5.0	4.6	5.0	5.3	4.7	5.0	5398 / 13.3	13.5	13.9	I	WUSL-F
6	WJJZ-F	297 / 4.4	5.4	4.9	4.2	4.1	4.7	4243 / 10.4	11.3	10.8	H	WJJZ-F
7	WIOQ-F	280 / 4.2	4.6	3.7	4.1	4.0	4.1	6661 / 16.4	18.1	15.1	I	WIOQ-F
8	WPEN	272 / 4.1	4.0	3.6	4.0	3.3	3.9	3024 / 7.4	7.6	6.9	G	WPEN
9	WEJM-F	253 / 3.8	2.2	2.2	2.1	2.3	2.6	4412 / 10.9	9.7	11.0	E	WEJM-F
9	WOGL-F	253 / 3.8	4.4	4.7	5.5	4.9	4.6	5404 / 13.3	14.4	15.4	J	WOGL-F
11	WWDB-F	241 / 3.8	3.3	4.6	4.4	5.0	4.0	4149 / 10.2	9.0	11.5	H	WWDB-F
12	WPLY-F	233 / 3.5	3.1	2.5	2.1	2.3	2.8	5439 / 13.4	12.9	11.8	H	WPLY-F
13	WMGK-F	232 / 3.5	3.8	3.2	3.9	4.1	3.6	4834 / 11.4	11.4	12.1	I	WMGK-F
14	WMMR-F	227 / 3.4	3.4	3.0	3.6	3.6	3.3	4922 / 12.1	11.3	12.3	I	WMMR-F
15	WXTU-F	215 / 3.2	3.5	3.4	4.2	4.7	3.6	3419 / 8.4	8.4	10.6	H	WXTU-F
16	WPHI-F	172 / 2.6	3.0	3.0	3.3	3.1	3.0	3628 / 8.9	10.8	9.7	F	WPHI-F
17	WIP	167 / 2.5	3.0	3.5	2.9	2.7	3.0	3583 / 8.8	9.4	7.9	J	WIP
18	WYXR-F	165 / 2.5	2.7	3.1	3.1	3.1	2.8	4442 / 10.9	10.7	11.3	H	WYXR-F
19	WPST-F	122 / 1.8	1.4	1.3	1.4	1.5	1.5	3455 / 8.5	8.3	8.2	H	WPST-F
20	WPHT	112 / 1.7	1.1	1.1	1.0	1.3	1.2	2430 / 6.0	4.8	5.6	D	WPHT
21	WDAS	92 / 1.4	1.3	1.1	1.2	1.0	1.2	1241 / 3.1	3.0	2.3	C	WDAS
22	WKXW-F	68 / 1.0	1.0	1.1	1.3	0.9	1.1	1735 / 4.3	3.3	3.7	H	WKXW-F
23	WNJO-F	66 / 1.0	0.8	0.9	0.6	1.0	0.8	1372 / 3.4	2.7	2.8	W	WNJO-F
24	WHAT	64 / 1.0	1.0	1.6	0.8	1.2	1.1	868 / 2.1	1.6	2.2	B	WHAT

12+ FM Share (Metro): 76.75% (4423 of 5763) (Summer 98: 79.08%)

Teens	18-34	18-49	25-49	25-54	35+	12+ AMD	12+ Mid	12+ PMD	12+ Eve	12+ Wknd
1 WUSL-F	1 WYSP-F	1 WYSP-F	1 WYSP-F <	1 WDAS-F	1 KYW >	1 WYSP-F <	1 WBEB-F	1 KYW <	1 WUSL-F <	1 WDAS-F
2 WIOQ-F >	2 WUSL-F	2 WDAS-F	2 WDAS-F	1 WYSP-F <	2 WBEB-F <	2 KYW >>	2 WJJZ-F <	2 WBEB-F	2 WDAS-F	1 KYW <
3 WPHI-F	3 WPLY-F <	3 WBEB-F <	3 WBEB-F	3 WBEB-F	3 WPEN <	3 WDAS-F <	3 WYSP-F <	3 WUSL-F <	3 WIOQ-F	3 WUSL-F
4 WPST-F	4 WIOQ-F	4 WUSL-F	4 WEJM-F <	4 KYW <	4 WDAS-F <	4 WBEB-F	4 WJJZ-F <	4 WJJZ-F <	4 WJJZ-F <	4 WIOQ-F <
5 WPLY-F >	5 WDAS-F	5 WEJM-F <	5 WMMR-F <	5 WEJM-F <	5 WJJZ-F <	5 WPEN <	4 WWDB-F <	5 WDAS-F	5 WBEB-F <	5 WOGL-F <
6 WEJM-F <	6 WMMR-F <	6 KYW	6 WMGK-F <	6 WJJZ-F <	6 WOGL-F <	6 WUSL-F	6 KYW <	6 WIOQ-F <	6 KYW <	6 WPEN <
7 WPHI-F <	7 WIOQ-F	6 WMGK-F <	7 WJJZ-F <	7 WWDB-F	7 WIP <	7 WPEN	7 WEJM-F <	7 WEJM-F	7 WEJM-F	7 WBEB-F <
8 WBEB-F <	7 WMGK-F <	8 WJJZ-F	8 WMMR-F	8 WXTU-F	8 WXTU-F	8 WXTU-F	7 WMGK-F <	8 WPLY-F <	8 WPLY-F <	8 WEJM-F <
9 WMGK-F <	9 WPLY-F <	9 WUSL-F	9 WOGL-F <	9 WEJM-F <	8 WOGL-F <	9 WIOQ-F	9 WMGK-F	9 WMGK-F	9 WPHI-F	9 WJJZ-F <
10 WMMR-F <	10 KYW <		10 WUSL-F	10 WMGK-F <	10 WMMR-F <	9 WEJM-F	9 WPEN <	10 WWDB-F <	10 WWDB-F <	

Wom 18-24	Wom 18-34	Wom 25-34	Wom 18-49	Wom 25-54	Men 18-24	Men 18-34	Men 25-34	Men 18-49	Men 25-54	12+ Ovrrite
1 WIOQ-F <	1 WIOQ-F	1 WDAS-F	1 WBEB-F <	1 WBEB-F <	1 WYSP-F <	1 WYSP-F >	1 WYSP-F >>	1 WYSP-F >	1 WYSP-F >	1 KYW >
2 WUSL-F	2 WUSL-F	2 WEJM-F	2 WDAS-F	2 WDAS-F >	2 WUSL-F >	2 WUSL-F	2 WUSL-F	2 WMMR-F	2 WMMR-F	2 WUSL-F <
3 WPLY-F >	3 WDAS-F <	3 WBEB-F <	3 WIOQ-F <	3 WEJM-F	3 WPLY-F	3 WPLY-F	3 WPLY-F <	3 WUSL-F <	2 KYW <	3 WWDB-F
4 WPHI-F	4 WPLY-F <	4 WIOQ-F	4 WEJM-F <	4 WJJZ-F <	4 WPHI-F	4 WMMR-F <	4 WDAS-F <	4 WDAS-F <	4 WDAS-F	4 WJJZ-F <
5 WBEB-F	5 WEJM-F <	4 WYXR-F <	5 WUSL-F	5 KYW <	5 WIOQ-F	5 WPHI-F	5 WMGK-F <	5 KYW <	5 WIP <	5 WDAS-F >
5 WYXR-F	6 WBEB-F <	6 WYSP-F	6 WJJZ-F	6 WMGK-F	6 WMMR-F >>	6 WIOQ-F <	6 WMMR-F <	6 WMGK-F <	6 WMGK-F	6 WMGK-F
7 WPST-F <	7 WYXR-F	7 WUSL-F	6 WYXR-F <	7 WIOQ-F	7 WMGK-F <	7 WMGK-F <	7 WIP <	7 WIP <	7 WEJM-F <	7 WEJM-F <
8 WMGK-F <	8 WYSP-F	8 WPLY-F	8 WMGK-F <	7 WYXR-F <	8 WDAS-F	8 WEJM-F	8 WPLY-F <	8 WPLY-F <	8 WJJZ-F <	8 WJJZ-F <
9 WDAS-F	9 WMGK-F <	9 WMGK-F	9 WPLY-F	9 WOGL-F	9 WIP <	9 WPHI-F <	9 WEJM-F	9 WEJM-F	9 WBEB-F	9 WBEB-F
	10 WPHI-F	10 WJJZ-F <	10 WYSP-F <	10 WUSL-F <	10 WEJM-F	10 WBEB-F <	10 WJJZ-F <	10 WOGL-F <	10 WOGL-F <	

PHILADELPHIA

Other Rated Stations				Metro Share	Cume Rating	TSA AQH Cume	Consolidation Report			
Other Rated Stations--Outside Market				Metro Share	Cume Rating	TSA AQH Cume	12+	25-54	Revenue	
WEMG-AF	SP-TP	104.9	Egg Harbor, NJ	0.7	1.8		AMFM (Pend. to Clear Channel)	23.0 %	23.4 %	23.5 %
WFIL	REL	560	Philadelphia	0.4	1.5		WDAS-AM, WDAS-FM, WIOQ-FM, WJJZ-FM, WUSL-FM, WYXR-FM			
WNAP	B/G	1110	Norristown	0.3	0.7		Beasley	7.5 %	5.9 %	7.9 %
WSSJ	SP-C	1310	Camden, NJ	0.5	0.7		WTMR-AM, WWDB-AM, WWDB-FM, WXTU-FM			
WWDB	T	860	Philadelphia	0.7	1.6		CBS/Infinity	20.6 %	22.0 %	40.1 %
WWJZ	ST	640	Mount Holly, NJ	0.4	1.1		KYW-AM, WIP-AM, WOGL-FM, WPHT-AM, WYSP-FM			
							Greater Media	14.8 %	15.9 %	14.6 %
							WEJM-FM, WMGK-FM, WMMR-FM, WPEN-AM			
							Mega	1.2 %	1.5 %	%
							WEMG-AF, WSSJ-AM			
								67.1 %	68.7 %	86.1 %

AM Stations

KYW	1060	50 kw (DA-1)	News	CBS, ABC, CNN	\$420.00	CBS	CBS/Infinity
WDAS	1480	5 kw/1 kw (DA-2)	Black Gospel	AURN, AMFM	\$50.00	Eastman	AMFM
WHAT	1340	1 kw	Black Talk		\$ NA	---	
WIP	610	5 kw (DA-1)	Sports	Westwd, CBS	\$170.00	Interep	CBS/Infinity
WPEN	950	5 kw (DA-N)	Standards	Westwd	\$95.00	Mc-Guild	Greater Media
WPHT	1210	50 kw	Talk	CBS	\$75.00	Interep	CBS/Infinity

FM Stations

WBEB	101.1	14 kw @ 940	AC		\$211.00	Mc-Guild	
WDAS	105.3	16.5 kw @ 873	Black AC	ABC	\$253.00	Eastman	AMFM
WEJM	95.7	50 kw @ 500	Black Oldies		\$ NA	Mc-Guild	Greater Media
WIOQ	102.1	27 kw @ 670	CHR		\$171.00	Eastman	AMFM
WJJZ	106.1	22.5 kw @ 740	Jazz	AMFM	\$120.00	Christal	AMFM
WMGK	102.9	8.5 kw @ 1180	Classic Hits		\$180.00	Mc-Guild	Greater Media
WMMR	93.3	18 kw @ 827	AOR		\$250.00	Mc-Guild	Greater Media
WOGL	98.1	12.5 kw @ 1000	Oldies	CBS	\$254.00	CBS	CBS/Infinity
WPHI	103.9	0.34 kw @ 1000	Black		\$75.00	Mc-Guild	Radio One
WPLY	100.3	35 kw @ 600	CHR-New Rock		\$165.00	Allied	Jenkintown Media, PA
WUSL	98.9	18 kw @ 830	Black	AMFM	\$210.00	Katz	AMFM
WWDB	96.5	17 kw @ 865	Talk	ABC	\$175.00	D&R	Beasley
WXTU	92.5	15.5 kw @ 900	Country		\$195.00	D&R	Beasley
WYSP	94.1	16 kw @ 900	Talk/Classic AOR	Source, Westwd	\$390.00	Interep	CBS
WYXR	104.5	16.5 kw @ 873	AC/CHR		\$185.00	Katz	AMFM

Notes: Other ranked stations -- See Trenton, NJ in the Spring 1999 American Radio Small Market edition . . . 9/99 WXXM-F changed calls to WEJM-F; remains Black Oldies . . . 9/99 WWJZ changed from Standards to Childrens . . . 9/99 55% interest in WHAT (and co-owned WCXJ, Pittsburgh) sold to Inner City for \$1,500,000 . . . 10/99 AMFM and Clear Channel announced plans to merge

PHOENIX

Arbitron Rank 15	Pop (12+) 2,318,100	Stations 31 / 28	Last Year's Revenue: \$147,300,000
MSA Rank:	12	Diaries: 2,926 / 792:1 / 47.1%	Household Income: \$39,784
MSA Pop:	2,990,000	Sample Target: 3,030	Total Retail Sales: \$29.0 Bil.
DMA:	17	% Below Line: 1.4	#1 Biller: KMLE-F \$13,900,000
Average Persons Rating:	15.4	% Not Listed: 15.6	#1 Billing Portfolio
Market TSL in Hours	20.25	Pop per Station: 82,789	AMFM \$56,000,000

12+ Metro	Format	Summer 99 1/4 Share	Spq 99	Win 99	Fall 98	Sum 98	4-Book Avg	12+ Metro Cume / Rtg.	Spq 99	Sum 98	12+ TSA AQH / Cume	Revenue Level	
1	KNIX-F	232 / 6.5	6.0	6.0	5.7	6.1	6.1	3643 / 15.7	15.9	16.3		I	KNIX-F
2	KTAR	214 / 6.0	5.9	5.2	4.5	5.6	5.4	4223 / 18.2	15.6	15.7		I	KTAR
3	KMLE-F	202 / 5.7	5.5	4.7	5.9	5.3	5.4	3189 / 13.8	13.9	13.3		I	KMLE-F
4	KYOT-F	186 / 5.2	4.9	3.6	4.1	4.3	4.5	2571 / 11.1	10.6	8.5		G	KYOT-F
4	KOOL-F	186 / 5.2	5.5	4.2	4.3	4.0	4.8	3277 / 14.1	14.1	12.5		I	KOOL-F
6	KKFR-F	168 / 4.7	5.4	5.5	5.7	5.2	5.3	2808 / 12.1	13.4	13.5		H	KKFR-F
7	KZZP-F	163 / 4.6	4.4	4.1	4.6	5.7	4.4	4157 / 17.9	16.6	18.4		I	KZZP-F
8	KZON-F	162 / 4.6	3.1	3.3	3.6	3.8	3.6	3424 / 14.8	11.3	12.7		G	KZON-F
9	KESZ-F	159 / 4.5	4.7	5.4	6.7	4.9	5.3	2728 / 11.8	12.6	11.5		I	KESZ-F
10	KFYI	157 / 4.4	4.8	5.6	5.3	5.3	5.0	2159 / 9.3	10.2	11.1		H	KFYI
11	KUPD-F	136 / 3.8	3.9	5.4	4.4	4.6	4.4	2251 / 9.7	9.2	11.4		H	KUPD-F
12	KMXP-F	124 / 3.5	3.7	2.8	3.0	3.2	3.2	2259 / 9.7	10.7	8.9		E	KMXP-F
13	KKLT-F	118 / 3.3	3.9	3.9	3.0	3.4	3.5	2201 / 9.5	10.0	9.1		G	KKLT-F
14	KEDJ-F	117 / 3.3	2.9	3.0	3.9	4.4	3.3	2734 / 11.8	11.5	13.1		F	KEDJ-F
15	KSLX-F	100 / 2.8	3.0	2.4	2.5	2.6	2.7	1822 / 7.9	8.0	9.4		F	KSLX-F
16	KLNZ-F	92 / 2.6	2.2	1.6	1.2	1.3	1.9	1042 / 4.5	4.0	5.3			KLNZ-F
17	KDKB-F	90 / 2.5	2.1	2.7	2.1	3.0	2.4	1785 / 7.7	7.3	8.4		H	KDKB-F
18	KOY	82 / 2.3	3.4	4.2	3.6	3.9	3.4	1225 / 5.3	6.1	8.6		D	KOY
19	KPTY-F	60 / 1.7	1.8	1.9	2.2	1.4	1.9	1755 / 7.6	8.7	7.3		D	KPTY-F
20	KHOT-F	45 / 1.3	1.6	2.2	1.7	1.5	1.7	745 / 3.2	4.0	5.0		C	KHOT-F
21	KGME	41 / 1.2	0.8	1.3	1.0	0.6	1.1	667 / 2.9	2.9	2.4		B	KGME

12+ FM Share (Metro): 79.74% (2349 of 2946) (Summer 98: 78.44%)

Teens	18-34	18-49	25-49	25-54	35+	12+ AMD	12+ Mid	12+ PMD	12+ Eve	12+ Wknd
1 KKFR-F	1 KUPD-F <	1 KMLE-F	1 KNIX-F <	1 KYOT-F <	1 KTAR	1 KTAR <	1 KNIX-F	1 KMLE-F <	1 KTAR <	1 KOOL-F <
2 KZZP-F >>	2 KZON-F <	1 KNIX-F	2 KYOT-F	2 KOOL-F <	2 KYOT-F	2 KNIX-F <	2 KMLE-F <	2 KNIX-F	2 KKFR-F >	2 KNIX-F <
3 KPTY-F <	3 KKFR-F <	1 KZON-F	2 KMLE-F <	3 KNIX-F <	2 KOOL-F <	3 KEDJ-F	3 KOOL-F	3 KTAR <	3 KZZP-F <	3 KYOT-F <
4 KEDJ-F >	4 KZZP-F <	4 KUPD-F <	4 KZON-F <	4 KMLE-F <	4 KNIX-F	4 KESZ-F	3 KYOT-F	4 KYOT-F <	4 KMLE-F	4 KTAR <
5 KZON-F	5 KMLE-F	5 KMXP-F <	5 KESZ-F <	5 KESZ-F <	5 KFYI	5 KMLE-F	5 KFYI <	5 KZZP-F <	5 KYOT-F	5 KKFR-F
5 KMLE-F	6 KEDJ-F <	6 KYOT-F <	6 KMXP-F <	6 KZON-F <	6 KMLE-F <	5 KFYI	6 KESZ-F <	6 KZON-F <	6 KNIX-F <	6 KZZP-F <
	7 KMXP-F <	7 KESZ-F <	7 KUPD-F <	7 KMXP-F <	7 KESZ-F	7 KZON-F <	7 KZON-F <	7 KOOL-F	7 KUPD-F <	7 KMLE-F
	8 KNIX-F	8 KZZP-F <	8 KOOL-F	8 KUPD-F	8 KKLT-F	8 KOOL-F <	8 KTAR <	7 KKFR-F	8 KLNZ-F <	8 KZON-F <
	9 KLNZ-F <	9 KOOL-F <	9 KSLX-F	9 KSLX-F <	9 KOY	9 KYOT-F <	9 KZZP-F	9 KESZ-F	9 KZON-F	9 KUPD-F
	10 KESZ-F <	10 KKFR-F <	9 KZZP-F <	10 KZZP-F <	10 KSLX-F	10 KUPD-F <	9 KMXP-F	9 KFYI	9 KOOL-F	10 KFYI <
								9 KMXP-F		

Wom 18-24	Wom 18-34	Wom 25-34	Wom 18-49	Wom 25-54	Men 18-24	Men 18-34	Men 25-34	Men 18-49	Men 25-54	12+ Ovrnite
1 KKFR-F >	1 KMLE-F	1 KESZ-F <	1 KMLE-F	1 KESZ-F <	1 KKFR-F	1 KUPD-F	1 KUPD-F >	1 KUPD-F	1 KYOT-F	1 KTAR >
2 KMLE-F	2 KKFR-F <	2 KESZ-F	2 KMLE-F	2 KMLE-F	2 KEDJ-F	2 KEDJ-F	2 KEDJ-F	2 KZON-F <	2 KUPD-F <	2 KFYI <
3 KZZP-F	3 KZON-F <	3 KZON-F	3 KNIX-F <	3 KOOL-F <	3 KUPD-F	3 KZON-F	2 KZON-F <	3 KYOT-F <	3 KNIX-F	3 KNIX-F <
4 KZON-F <	4 KZZP-F	4 KZZP-F	4 KZZP-F	4 KNIX-F <	4 KZON-F	4 KKFR-F	4 KMXP-F	4 KNIX-F <	3 KOOL-F <	4 KZZP-F <
5 KNIX-F	5 KESZ-F <	5 KLNZ-F	4 KZON-F	5 KYOT-F	5 KLNZ-F	5 KMXP-F <	5 KDKB-F	5 KEDJ-F	5 KZON-F	5 KMLE-F
6 KMXP-F	6 KNIX-F	5 KMXP-F <	6 KKFR-F	6 KKLT-F	6 KZZP-F	6 KZZP-F	6 KZZP-F >	6 KMXP-F <	6 KMXP-F	6 KKFR-F
7 KEDJ-F	7 KMXP-F	7 KNIX-F	6 KMXP-F <	7 KZON-F <	6 KNIX-F	7 KDKB-F	7 KMLE-F	7 KDKB-F <	6 KTAR <	
	8 KLNZ-F	8 KUPD-F <	8 KKLT-F <	8 KMXP-F <	8 KNIX-F <	7 KNIX-F	8 KSLX-F <	8 KSLX-F <	8 KDKB-F <	
	9 KUPD-F	9 KKFR-F	9 KOOL-F	9 KZZP-F	9 KLNZ-F <	9 KLNZ-F <	9 KOOL-F <	9 KOOL-F <	9 KSLX-F	
		10 KKLT-F	10 KYOT-F	10 KSLX-F	10 KMLE-F		10 KTAR	10 KTAR	10 KEDJ-F <	

Other Rated Stations			Metro Share	Cume Rating	TSA AQH Cume	Other Rated Stations--Outside Market			Metro Share	Cume Rating	TSA AQH Cume
KFNN	T	1510 Mesa	0.6	1.3	KAHM-F	EZ	102.1 Prescott	0.4	1.2		
KIDR	SP-VA	740 Phoenix	0.8	1.1	KBZG-F	O	104.3 Payson	0.6	1.9		
KMJK-F	B/AC	106.9 Buckeye	0.3	1.4	KSZA	ST	580 Marana	0.4	0.8		
KMVP	SPRTS	860 Phoenix	0.5	2.2							
KMYL	ST	1190 Tolleson	0.6	1.5							
KVVA-F	SP-C	107.1 Apache Junction	0.6	1.4							

PHOENIX

Consolidation Report	12+	25-54	Revenue
AMFM (See Notes)	33.3 %	31.7 %	38.0 %
KFYI-AM, KGME-AM, KKFR-FM, KMLE-FM, KOOL-FM, KOY-AM, KYOT-FM, KZON-FM			
Big City	2.2 %	1.8 %	3.1 %
KBZR-FM, KEDJ-FM, KLVA-FM, KMYL-FM			
Clear Channel (See Notes)	19.1 %	21.2 %	25.5 %
KESZ-FM, KMXP-FM, KNIX-FM, KZZP-FM			
Hearst-Argyle	9.8 %	7.9 %	13.0 %
KKLT-FM, KMVP-AM, KTAR-AM			
Sandusky	9.1 %	12.5 %	15.3 %
KDKB-FM, KDUS-AM, KSLX-AM, KSLX-FM, KUPD-FM			
Z-Spanish	3.2 %	3.8 %	0.9 %
KLNZ-FM, KVVA-FM			
	76.6 %	78.9 %	95.8 %

AM Stations

Station	Freq	Power	Format	Advertiser	Agency	Station
KFYI	910	5 kw (DA-N)	Talk	CBS, Westwd, AMFM	\$88.00	Sentry AMFM
KGME	550	5 kw/1 kw	Sports	WW1, 1/1, ESPN	\$55.00	Katz AMFM
KOY	1230	1 kw	Standards	Westwd, CNN	\$ NA	Sentry AMFM
KTAR	620	5 kw (DA-N)	News/Talk	ABC	\$174.00	Christal Hearst-Argyle

FM Stations

Station	Freq	Power	Format	Advertiser	Agency	Station	Market
KDDJ	100.3	90 kw @ 2047	Simul. KEDJ-F				Globe
KDKB	93.3	100 kw @ 1540	AOR	\$141.00	Eastman	Sandusky	
KEDJ	106.3	23 kw @ 725	AOR-New Rock	\$84.00	Allied	Big City	Sun City
KESZ	99.9	100 kw @ 1702	AC	AP \$101.00	Katz	Clear Channel	
KHOT	105.9	36 kw @ 574	Hispanic-Regional	\$ NA	Allied	Hispanic	Paradise Valley
KKFR	92.3	100 kw @ 1647	CHR/Urban	\$100.00	D&R	AMFM	
KKLT	98.7	100 kw @ 1788	Soft AC	\$114.00	Christal	Hearst-Argyle	
KLNZ	103.5	62 kw @ 2428	Hispanic-Regional	\$ NA	Cabellero	Z-Spanish	Glendale
KMLE	107.9	100 kw @ 1736	Country	\$214.00	Sentry	AMFM	
KMXP	96.9	100 kw @ 1560	AC/CHR	\$77.00	Eastman	Clear Channel	
KNIX	102.5	100 kw @ 1620	Country	\$214.00	Katz	Clear Channel	
KOOL	94.5	100 kw @ 1655	Oldies	\$145.00	Christal	AMFM	
KPTY	103.9	1.4 kw @ 1345	AOR-New Rock	\$ NA	Mc-Guild	New Planet	Gilbert
KSLX	100.7	100 kw @ 1840	Classic AOR	\$110.00	Eastman	Sandusky	
KUPD	97.9	100 kw @ 1620	AOR	\$160.00	Eastman	Sandusky	Tempe
KYOT	96.5	100 kw @ 1570	Jazz	AMFM \$80.00	Sentry	AMFM	
KZON	101.5	100 kw @ 1740	Modern AC	\$70.00	Sentry	AMFM	
KZZP	104.7	100 kw @ 1550	CHR	\$85.00	Eastman	Clear Channel	

Notes: KPTY-F was placed "below the line" as the result of a contest in which the prizes were in proportion to the amount of listening to the station . . . 6/99 KHEP (1280) changed from Religion to Talk as KTKP . . . 7/99 KPTY-F changed from Dance CHR to New Rock . . . 10/99 Reportedly, the trade of Z-Spanish's KLNZ-F for Hispanic's KRTX-F (Houston) has been terminated . . . 10/99 The KCTK calls and Conservative Talk format moved from 1360 to 960 while the KPXQ calls and Religion moved from 960 to 1360 . . . 10/99 AMFM and Clear Channel announced plans to merge. Divestitures in the market will be necessary

PITTSBURGH

Arbitron Rank	21 Pop (12+)	2,002,800	Stations	30 / 26	Last Year's Revenue:	\$92,000,000
MSA Rank:		19	Diaries:	3,375 / 593:1 / 57.5%	Household Income:	\$41,403
MSA Pop:		2,350,000	Sample Target:	3,300	Total Retail Sales:	\$23.6 Bil.
DMA:		19	% Below Line:	1.4	#1 Biller:	KDKA \$14,500,000
Average Persons Rating:		16.4	% Not Listed:	12.2	#1 Billing Portfolio	
Market TSL in Hours		21.75	Pop per Station:	77,031		AMFM \$33,850,000

12+ Metro	Format	Summer 99 1/4 Share	Spg 99	Win 99	Fall 98	Sum 98	4-Book Avg	12+ Metro Cume / Rtg.	Spg 99	Sum 98	12+ TSA AQH / Cume	Revenue Level	
1	KDKA	N/T	396 / 12.1	11.2	13.7	11.9	12.9	12.2	4892 / 24.4	23.6	25.9	I	KDKA
2	WDSY-F	C	287 / 8.1	8.3	7.1	8.2	7.4	7.9	3001 / 15.0	15.8	16.0	H	WDSY-F
3	WDVE-F	AOR	281 / 7.9	8.2	8.3	7.3	9.7	7.9	3547 / 17.7	19.0	19.4	I	WDVE-F
4	WBZZ-F	CHR	236 / 7.2	5.7	5.9	5.4	5.8	6.0	4737 / 23.7	21.0	21.0	H	WBZZ-F
5	WXDX-F	AOR-NR	194 / 5.9	5.7	5.1	5.6	5.0	5.6	3088 / 15.4	14.9	14.1	F	WXDX-F
6	WWSW-AF	O	189 / 5.8	5.7	5.0	4.7	6.2	5.3	3223 / 16.1	16.1	17.2	H	WWSW-AF
7	WJAS	ST	176 / 5.4	4.9	4.1	6.0	4.9	5.1	1992 / 9.9	9.0	9.0	C	WJAS
8	WJJJ-F	B/O	171 / 5.2	4.0	3.5	3.8	3.0	4.1	2164 / 10.8	8.7	7.6	E	WJJJ-F
9	WSHH-F	SAC	154 / 4.7	4.4	5.7	5.1	4.7	5.0	2323 / 11.6	12.4	12.6	F	WSHH-F
10	WAMO-FF	B	139 / 4.2	4.3	4.4	3.6	4.1	4.1	1947 / 9.7	9.7	9.7	E*	WAMO-FF
11	WLTJ-F	SAC	124 / 3.8	3.9	4.1	3.7	4.1	3.9	2183 / 10.9	10.8	12.3	E	WLTJ-F
12	WRRK-F	CL AOR	111 / 3.4	3.3	3.6	3.2	3.0	3.4	2295 / 11.5	11.2	10.2	D	WRRK-F
13	WZPT-F	CL HITS	84 / 2.6	3.0	3.1	2.9	3.6	2.9	1794 / 9.0	10.3	11.6	D	WZPT-F
14	WPHH-F	AC/CHR	71 / 2.2	2.8	2.9	3.5	3.6	2.8	2334 / 11.7	12.5	13.2	F	WPHH-F
15	WPTT	T	49 / 1.5	1.3	1.3	1.2	0.8	1.3	794 / 4.0	4.3	2.5		WPTT
16	WASP-F	C	46 / 1.4	1.5	1.2	1.5	1.5	1.4	616 / 3.1	2.9	3.2		WASP-F
17	WEAE	SPRTS	36 / 1.1	1.6	1.6	2.2	1.3	1.6	928 / 4.6	5.0	5.0	G	WEAE
18	WORD-F	REL	35 / 1.1	1.0	1.3	0.9	1.1	1.1	686 / 3.4	3.3	3.1	C^	WORD-F
18	KQV	N	35 / 1.1	1.2	1.1	1.3	1.3	1.2	1022 / 5.1	4.4	4.9	C	KQV

12+ FM Share (Metro): 74.22% (2142 of 2886) (Summer 98: 72.80%)

Teens	18-34	18-49	25-49	25-54	35+	12+ AMD	12+ Mid	12+ PMD	12+ Eve	12+ Wknd
1 WBZZ-F	1 WXDX-F <	1 WDVE-F	1 WDVE-F >	1 WDVE-F >	1 KDKA >	1 KDKA >	1 KDKA	1 WDSY-F	1 KDKA >	1 KDKA
2 WAMO-FF	2 WDVE-F <	2 WBZZ-F <	2 WBZZ-F <	2 WDSY-F <	2 WDSY-F	2 WDVE-F	2 WDVE-F <	2 KDKA <	2 WBZZ-F	2 WDSY-F <
3 WXDX-F >>>	3 WBZZ-F >	3 WXDX-F	3 WDSY-F <	3 WBZZ-F <	3 WJAS <	3 WDSY-F <	3 WDSY-F	3 WDVE-F <	3 WAMO-FF <	3 WBZZ-F
4 WDSY-F	4 WDSY-F	4 WJJJ-F	4 WJJJ-F	4 WJJJ-F <	4 WWSW-AF	4 WBZZ-F	4 WBZZ-F <	4 WBZZ-F	4 WXDX-F <	4 WWSW-AF <
5 WAMO-FF	5 WJJJ-F	5 WXDX-F	5 WWSW-AF	5 WWSW-AF	5 WDVE-F <	5 WXDX-F	5 WWSW-AF <	5 WJAS <	5 WDSY-F <	5 WJAS <
6 WJJJ-F	6 WWSW-AF	6 WWSW-AF	6 WWSW-AF	6 WXDX-F <	6 WSHH-F	6 WRRK-F	6 WJJJ-F	6 WXDX-F <	6 WWSW-AF <	6 WDVE-F
	6 WAMO-FF <	7 WRRK-F	7 WRRK-F	7 KDKA	7 WJJJ-F	7 WJAS <	7 WXDX-F	7 WWSW-AF <	7 WJJJ-F	7 WJJJ-F
	8 WRRK-F <	8 KDKA <	8 WRRK-F	8 WRRK-F	8 WLTJ-F	8 WWSW-AF <	7 WSHH-F <	8 WJJJ-F	7 WDVE-F <	7 WXDX-F
	9 WZPT-F	9 WZPT-F	9 WZPT-F	9 WZPT-F	9 WRRK-F	9 WSHH-F <	9 WJAS	9 WSHH-F	9 WSHH-F >	9 WAMO-FF
	9 KDKA <	9 WAMO-FF	9 WLTJ-F	9 WLTJ-F	9 WBZZ-F >			9 WAMO-FF		10 WSHH-F
				9 WSHH-F						

Wom 18-24	Wom 18-34	Wom 25-34	Wom 18-49	Wom 25-54	Men 18-24	Men 18-34	Men 25-34	Men 18-49	Men 25-54	12+ Ovrnite
1 WBZZ-F	1 WBZZ-F >	1 WBZZ-F >	1 WBZZ-F >	1 WBZZ-F	1 WXDX-F >>	1 WXDX-F <	1 WDVE-F	1 WDVE-F >	1 WDVE-F >>	1 KDKA >>>
2 WXDX-F	2 WXDX-F	2 WDSY-F <	2 WDSY-F <	2 WJJJ-F <	2 WBZZ-F	2 WDVE-F >	2 WXDX-F >>	2 WXDX-F >	2 WDSY-F	2 WAMO-FF
3 WAMO-FF	3 WDSY-F <	3 WJJJ-F	3 WDSY-F <	3 WDSY-F	3 WDVE-F	3 WBZZ-F	3 WBZZ-F <	3 WDSY-F	2 WXDX-F	3 WSHH-F
4 WDSY-F	4 WDVE-F	3 WDVE-F <	4 WDVE-F	4 WWSW-AF	4 WDSY-F <	4 WDSY-F	4 WDSY-F	4 WBZZ-F <	4 KDKA <	4 WBZZ-F <
5 WDVE-F	5 WJJJ-F	5 WXDX-F	5 WXDX-F <	5 WLTJ-F <	5 WAMO-FF >	5 WAMO-FF >	5 WJJJ-F <	5 WJJJ-F <	5 WJJJ-F	5 WDVE-F <
6 WPHH-F	5 WAMO-FF	6 WPHH-F	6 WWSW-AF <	6 WDVE-F <	6 WZPT-F	6 WZPT-F	6 WRRK-F	6 WRRK-F	5 WWSW-AF <	6 WJJJ-F <
7 WLTJ-F	7 WPHH-F	7 WAMO-FF <	7 WAMO-FF <	7 WSHH-F	6 WJJJ-F		7 KDKA <	7 KDKA <	7 WRRK-F	7 WDSY-F
8 WJJJ-F		8 WZPT-F <	8 WLTJ-F <	8 KDKA			8 WAMO-FF <	8 WBZZ-F		
9 WRRK-F >		9 WLTJ-F >	9 WPHH-F <	9 WZPT-F <			9 WWSW-AF <			
				10 WAMO-FF <						

Other Rated Stations				Metro Share	Cume Rating	TSA AQH Cume	Other Rated Stations--Outside Market				Metro Share	Cume Rating	TSA AQH Cume
WAMO-F	B	106.7	Beaver Falls	3.8	8.8	WHOT-F	CHR	101.1	Youngstown, OH	0.3	1.5		
WISR	ST	680	Butler	0.3	0.8	WICT-F	C	95.1	Grove City, PA	0.3	0.6		
WJPA-AF	O	95.3	Washington, PA	0.5	1.5	WQXK-F	C	105.1	Salem, OH	0.3	1.0		
WMBS	FS	590	Uniontown	0.7	1.5	WRKY-F	C	103.5	Steubenville, OH	0.4	1.3		
WSSZ-F	B	107.1	Greensburg	0.4	1.1								
WZKT-F	CHR	98.3	Charleroi	0.4	2.2								

PITTSBURGH

Consolidation Report	12+	25-54	Revenue
AMFM (Pend. to Clear Channel)	27.0 %	36.3 %	36.8 %
WDVE-FM, WJJJ-FM, WPHH-FM, WWSW-AF, WDX-FM			
CBS/Infinity	30.0 %	25.9 %	36.3 %
KDKA-AM, WBZZ-FM, WDSY-FM, WZPT-FM			
Frischling	7.2 %	8.9 %	6.5 %
WLTJ-FM, WRRK-FM			
Renda	11.6 %	5.8 %	6.7 %
WJAS-AM, WPTT-AM, WSHH-FM			
Sheridan	4.2 %	3.7 %	3.6 %
WAMO-AM, WAMO-FM, WSSZ-FM			
	80.0 %	80.6 %	89.9 %

AM Stations

Station	Freq	Power	Format	Advertiser	Agency	Buyer	Comments
KDKA	1020	50 kw	News/Talk	WW1, CNN, AP	\$180.00	CBS	CBS/Infinity
KQV	1410	5 kw (DA-2)	News	CBS, CNN, WW1	\$35.00	---	
WEAE	1250	5 kw (DA-N)	Sports	ESPN	\$88.00	ABC	ABC
WJAS	1320	5 kw (DA-N)	Standards	CNN, Westwd	\$34.00	Katz	Renda
WPTT	1360	5 kw/1 kw (DA-N)	Talk	ABC	\$ NA	---	Renda
WWSW	970	5 kw (DA-2)	Simul. WWSW-F				McKeesport

FM Stations

Station	Freq	Power	Format	Advertiser	Agency	Buyer	Comments
WAMO	106.7	47 kw @ 518	Black	AURN	\$ 70.00	D&R	Sheridan
WASP	94.9	0.2 kw @ 1240	Country		\$<20.00	Dome	Forever
WBZZ	93.7	41 kw @ 547	CHR		\$155.00	Eastman	CBS/Infinity
WDSY	107.9	50 kw @ 500	Country	Westwd	\$130.00	Eastman	CBS/Infinity
WDVE	102.5	55 kw @ 820	AOR		\$200.00	Christal	AMFM
WJJJ	104.7	20 kw @ 781	Black Oldies	AMFM, ABC	\$45.00	D&R	AMFM
WLTJ	92.9	47 kw @ 894	Soft AC		\$58.00	K&P	WRRK-F
WORD	101.5	48 kw @ 505	Religion	SRN	\$38.00	Salem	Salem
WPHH	96.1	44 kw @ 522	AC/CHR		\$110.00	Sentry	AMFM
WRRK	96.9	45 kw @ 530	Classic AOR		\$53.00	Mc-Guild	WLTJ-F
WSHH	99.7	10.6 kw @ 928	Soft AC		\$80.00	Katz	Renda
WSSZ	107.1	1.6 kw @ 449	Simul. WAMO-F				Greensburg
WWSW	94.5	50 kw @ 810	Oldies	ABC, AMFM	\$160.00	Sentry	AMFM
WDX	105.9	72 kw @ 440	AOR-New Rock	Westwd, AMFM	\$ 50.00	Christal	AMFM
WZPT	100.7	17 kw @ 850	Classic Hits		\$59.00	Eastman	CBS/Infinity

Notes: * WAMO-F revenue level includes revenue of WAMO (AM); ^ WORD-F revenue level includes WPIT revenue . . . 9/99 55% interest in WCXJ (1550; Braddock) and co-owned WHAT (Philadelphia) sold to Inner City for \$1,500,000 . . . 10/99 AMFM and Clear Channel announced plans to merge

PORTLAND, OR

Arbitron Rank 25 Pop (12+) 1,707,900
MSA Rank: 27
MSA Pop: 1,850,000
DMA: 23
Average Persons Rating: 14.8
Market TSL in Hours 20.00

Stations 26 / 24
Diaries: 2,722 / 627:1 / 52.0%
Sample Target: 2,690
% Below Line: 1.1
% Not Listed: 16.2
Pop per Station: 71,162

Last Year's Revenue: \$107,500,000
Household Income: \$47,055
Total Retail Sales: \$22.8 Bil.
#1 Biller: KKCW-F \$11,400,000
#1 Billing Portfolio
 Clear Channel \$31,850,000

12+ Metro	Format	Summer 99 1/4 Share	Spg 99	Win 99	Fall 98	Sum 98	4-Book Avg	12+ Metro Cume / Rtg.	Spg 99	Sum 98	12+ TSA AQH / Cume	Revenue Level	
1	KKRZ-F	170 / 6.7	8.0	9.7	9.3	9.5	8.4	3407 / 19.9	21.8	24.0		I	KKRZ-F
2	KKCW-F	163 / 6.4	7.4	6.3	6.0	6.7	6.5	2158 / 12.6	14.5	14.1		I	KKCW-F
3	KXJM-F	150 / 5.9	5.9	1.6	1.2	1.1	3.7	2118 / 12.4	14.2	4.5		D	KXJM-F
4	KUPL-F	138 / 5.4	5.7	5.0	6.4	5.6	5.6	2192 / 12.8	12.6	13.3		H	KUPL-F
5	KKSN-F	132 / 5.2	5.0	3.9	5.8	6.1	5.0	2542 / 14.9	15.2	14.8		H	KKSN-F
6	KUFO-F	128 / 5.1	4.7	5.3	4.4	5.1	4.9	1965 / 11.5	11.8	13.6		G	KUFO-F
7	KGON-F	126 / 5.0	5.2	5.1	5.1	5.3	5.1	2425 / 14.2	13.7	14.5		I	KGON-F
8	KINK-F	120 / 4.7	3.9	4.2	3.5	3.3	4.1	1588 / 9.3	9.5	8.0		G	KINK-F
9	KEX	113 / 4.5	5.5	5.1	4.6	4.7	4.9	2062 / 12.1	14.8	11.3		G	KEX
10	KWJJ-F	111 / 4.4	4.7	4.9	4.3	3.8	4.6	1987 / 11.6	12.2	11.3		G	KWJJ-F
11	KEWS	95 / 3.7	3.4	3.8	4.3	4.7	3.8	1593 / 9.3	9.0	9.9		D	KEWS
12	KXL	89 / 3.5	3.4	3.7	3.7	3.6	3.6	1868 / 10.9	10.3	11.3		G	KXL
13	KRSK-F	84 / 3.3	2.9	3.4	3.9	4.4	3.4	1768 / 10.4	11.3	13.3		E	KRSK-F
13	KNRK-F	84 / 3.3	2.9	4.2	3.8	3.8	3.6	1979 / 11.6	10.2	11.1		E	KNRK-F
15	KKJZ-F	82 / 3.2	3.5	2.7	3.2	3.6	3.2	1440 / 8.4	8.0	8.4		F	KKJZ-F
16	KBBT-F	79 / 3.1	2.4	2.8	2.6	2.7	2.7	1913 / 11.2	9.6	12.0		F	KBBT-F
17	KKSN	56 / 2.2	2.2	2.1	2.4	2.8	2.2	719 / 4.2	4.7	4.6		B	KKSN
18	KOTK	52 / 2.1	1.0	1.6	1.5	1.4	1.5	758 / 4.4	3.6	4.0		B	KOTK
19	KPDQ-F	49 / 1.9	1.1	0.8	1.4	1.5	1.3	850 / 5.0	4.3	4.1			KPDQ-F
20	KFXA-AA	36 / 1.4	1.2	1.8	1.2	1.4	1.4	758 / 4.4	3.9	4.2		D	KFXA-AA

12+ FM Share (Metro): 77.41% (1645 of 2125) (Summer 98: 75.63%)

Teens	18-34	18-49	25-49	25-54	35+	12+ AMD	12+ Mid	12+ PMD	12+ Eve	12+ Wknd
1 KXJM-F	1 KUFO-F	1 KKRZ-F	1 KGON-F <	1 KKCW-F <	1 KKCW-F	1 KEX <	1 KKCW-F	1 KKRZ-F <	1 KXJM-F >	1 KXJM-F <
2 KKRZ-F >>>	2 KXJM-F	1 KUFO-F <	2 KINK-F <	2 KINK-F <	2 KKS-F <	2 KGON-F <	2 KEWS <	2 KKCW-F <	2 KKRZ-F	2 KKRZ-F
3 KNRK-F	3 KKRZ-F <	3 KGON-F <	3 KKCW-F <	3 KGON-F	3 KEX <	3 KKRZ-F <	3 KKS-F <	3 KKRZ-F	3 KEX	3 KUPL-F <
4 KUFO-F >	4 KNRK-F <	4 KKCW-F <	4 KKRZ-F	4 KKRZ-F <	4 KINK-F	4 KKCW-F	4 KKS-F	4 KXJM-F <	3 KUFO-F	4 KKCW-F <
5 KGON-F <	5 KINK-F	5 KUFO-F <	5 KKS-F	5 KKS-F	5 KEWS	5 KINK-F <	4 KUPL-F <	5 KUPL-F <	5 KNRK-F <	5 KWJJ-F <
6 KUPL-F	6 KXJM-F <	6 KKS-F	6 KUPL-F <	5 KUPL-F <	5 KUPL-F <	6 KUPL-F <	6 KINK-F	6 KUFO-F	6 KKCW-F <	6 KKS-F <
7 KBBT-F <	7 KKS-F <	7 KUPL-F	7 KUFO-F	7 KXL	7 KUFO-F	6 KXJM-F	7 KGON-F <	7 KKS-F <	7 KKS-F <	7 KUFO-F
8 KRSK-F	8 KUPL-F	8 KBBT-F <	8 KWJJ-F <	8 KKJZ-F <	8 KXL	8 KUFO-F <	8 KWJJ-F	8 KWJJ-F	8 KGON-F	8 KGON-F <
9 KWJJ-F	9 KBBT-F <	9 KRSK-F	9 KRSK-F	9 KRSK-F	9 KWJJ-F	8 KKS-F <	9 KGON-F	8 KINK-F	8 KUPL-F	9 KINK-F <
	10 KRSK-F <	10 KWJJ-F <	9 KBBT-F	9 KGON-F	10 KWJJ-F <	9 KWJJ-F	10 KOTK	10 KXL <	10 KEX <	
							10 KRSK-F			

Wom 18-24	Wom 18-34	Wom 25-34	Wom 18-49	Wom 25-54	Men 18-24	Men 18-34	Men 25-34	Men 18-49	Men 25-54	12+ Ovrnite
1 KXJM-F >	1 KXJM-F	1 KKRZ-F	1 KKCW-F	1 KKCW-F	1 KUFO-F	1 KUFO-F >	1 KUFO-F <	1 KGON-F <	1 KGON-F >	1 KEX >
2 KKRZ-F	1 KKRZ-F	2 KUPL-F	2 KKRZ-F	2 KKRZ-F	2 KXJM-F >	2 KGON-F	2 KGON-F >	2 KUFO-F >	2 KUFO-F <	2 KXJM-F
3 KNRK-F <	3 KUPL-F <	2 KRSK-F	3 KINK-F	3 KINK-F	3 KNRK-F >	3 KXJM-F	3 KNRK-F	3 KINK-F <	3 KINK-F	2 KUFO-F
4 KUPL-F	4 KRSK-F	4 KBBT-F <	3 KUPL-F <	4 KUPL-F <	4 KKRZ-F >	4 KNRK-F	4 KBBT-F	4 KKRZ-F <	4 KKS-F	4 KXL
5 KWJJ-F	5 KWJJ-F <	5 KUFO-F	5 KXJM-F <	5 KKS-F <	5 KGON-F	5 KKRZ-F	5 KKRZ-F	5 KKS-F <	5 KUPL-F	5 KUPL-F
6 KKCW-F	6 KNRK-F	6 KWJJ-F <	6 KRSK-F	6 KRSK-F <	6 KBBT-F	6 KBBT-F	5 KOTK <	6 KXJM-F	5 KKRZ-F <	
6 KRSK-F	6 KUFO-F	7 KXJM-F <	7 KKS-F <	7 KWJJ-F	7 KUPL-F	7 KUPL-F	7 KNRK-F <	7 KNRK-F <	7 KKCW-F	
	6 KBBT-F <	8 KKCW-F	8 KWJJ-F <	8 KBBT-F	8 KOTK	8 KUPL-F	8 KUPL-F	8 KUPL-F	8 KEX	
	9 KKCW-F >	9 KNRK-F	9 KBBT-F	9 KXJM-F		8 KRSK-F	9 KBBT-F	9 KBBT-F	8 KKJZ-F <	
	10 KGON-F		10 KUFO-F <	10 KKJZ-F <			10 KKCW-F	10 KEWS	10 KBBT-F <	

Other Rated Stations				Metro Share	Cume Rating	TSA AQH Cume	Other Rated Stations--Outside Market				Metro Share	Cume Rating	TSA AQH Cume
KMUZ	SP-R	1230	Gresham	0.4	0.6		KLOO-F	CL AOR	106.1	Corvallis	0.6	1.4	
KPDQ	REL	800	Portland	0.2	1.3		KRKT-F	C	99.9	Albany	0.6	1.9	
KUPL	C/O	970	Portland	0.9	2.5								

PORTLAND, OR

Consolidation Report	12+	25-54	Revenue
CBS/Infinity KBBT-FM, KINK-FM, KKJZ-FM, KUFO-FM, KUPL-AM, KUPL-FM	22.4 %	26.0 %	28.4 %
Clear Channel KEWS-AM, KEX-AM, KKCW-FM, KKRZ-FM	21.3 %	19.7 %	29.6 %
Entercom KFXX-AM, KGON-FM, KKSJ-AM, KKSJ-FM, KNRK-FM, KRSK-FM, KSLM-AM	20.4 %	22.2 %	26.5 %
	64.2 %	67.9 %	84.5 %

AM Stations

Station	Power	Frequency	Format	Daypart	Rate	Agency	Advertiser	City
KEWS	620	5 kw (DA-N)	News/Talk		ABC, AP \$27.00	Katz	Clear Channel	
KEX	1190	50 kw (DA-N)	Full Service		ABC, ESPN \$110.00	Katz	Clear Channel	
KFXX	910	5 kw (DA-2)	Sports	1/1, CBS, Westwd	\$35.00	D&R	Entercom	Vancouver, WA
KKSJ	1520	50 kw/15 kw (DA-2)	Standards	Westwd	\$34.00	D&R	Entercom	Oregon City
KOTK	1080	50 kw/10 kw (DA-2)	Talk	CNN, Westwd	\$ NA	Sentry	Fisher	
KSLM	1390	5 kw/0.69 kw	Simul. KFXX					Salem
KXL	750	50 kw/20 kw (DA-2)	News/Talk		CBS \$101.00	Mc-Guild	KXJM-F	

FM Stations

Station	Power	Frequency	Format	Daypart	Rate	Agency	Advertiser	City
KBBT	107.5	6.3 kw @ 1332	Modern AC	Westwd	\$50.00	Christal	CBS/Infinity	Banks
KGON	92.3	100 kw @ 1268	Classic AOR		\$140.00	D&R	Entercom	
KINK	101.9	100 kw @ 1674	Progressive AOR		\$117.00	Katz	CBS/Infinity	
KKCW	103.3	100 kw @ 1674	AC		\$148.00	Katz	Clear Channel	Beaverton
KKJZ	106.7	100 kw @ 880	Jazz		\$75.00	Katz	CBS/Infinity	Lake Oswego
KKRZ	100.3	100 kw @ 1434	CHR		\$120.00	Katz	Clear Channel	
KKSJ	97.1	100 kw @ 1268	Oldies	ABC	\$118.00	D&R	Entercom	
KNRK	94.7	3.7 kw @ 850	AOR-New Rock		\$68.00	D&R	Entercom	Camas, WA
KPDQ	93.7	100 kw @ 1268	Religion	SRN	\$23.00	Salem	Salem	
KRSK	105.1	100 kw @ 1840	AC/CHR		\$77.00	D&R	Entercom	Salem
KUFO	101.1	100 kw @ 1640	AOR	Westwd	\$110.00	Christal	CBS/Infinity	
KUPL	98.7	37 kw @ 1443	Country	AP	\$155.00	Katz	CBS/Infinity	
KWJJ	99.5	52 kw @ 1268	Country		\$155.00	Sentry	Fisher	
KXJM	95.5	100 kw @ 990	Dance CHR		\$60.00	Mc-Guild	KXL	

Notes:

PROVIDENCE

Arbitron Rank 32 Pop (12+): 1,263,700
 MSA Rank: 64
 MSA Pop: 904,000
 DMA: 50
 Average Persons Rating: 16.7
 Market TSL in Hours 22.25

Stations 43 / 22
 Diaries: 1,806/ 700:1/ 47.9%
 Sample Target: 1,760
 % Below Line: 20.4
 % Not Listed: 9.7
 Pop per Station: 57,441

Last Year's Revenue: \$43,700,000
 Household Income: \$45,203
 Total Retail Sales: \$13.5 Bil.
 #1 Biller: WHJY-F \$6,400,000
 #1 Billing Portfolio
 Citadel \$15,940,000

12+ Metro	Format	Summer 99 1/4 Share	Spg 99	Win 99	Fall 98	Sum 98	4-Book Avg	12+ Metro Cume / Rtg.	Spg 99	Sum 98	12+ TSA AQH / Cume	Revenue Level	
1	WWLI-F	SAC	176 / 8.3	7.4	7.4	8.1	8.7	7.8	2338 / 18.5	17.0	17.1	G	WWLI-F
2	WPRO-F	CHR	155 / 7.3	6.8	6.8	6.9	6.7	7.0	2694 / 21.3	22.1	22.5	G	WPRO-F
3	WHJY-F	AOR	153 / 7.2	7.2	6.1	6.6	6.7	6.8	2138 / 16.9	16.5	17.3	G	WHJY-F
4	WCTK-F	C	134 / 6.3	5.1	4.8	4.4	5.3	5.2	1695 / 13.4	11.4	10.5	D	WCTK-F
5	WWBB-F	O	121 / 5.7	6.0	7.3	6.3	6.2	6.3	1851 / 14.6	15.8	17.1	F	WWBB-F
6	WBRU-F	AOR-NR	107 / 5.1	4.5	4.8	3.9	4.0	4.6	1914 / 15.1	16.2	14.2	C	WBRU-F
7	WPRO	T	101 / 4.8	4.2	4.5	4.0	3.9	4.4	1440 / 11.4	11.1	11.0	D	WPRO
8	WSNE-F	AC	99 / 4.7	5.7	4.7	4.7	5.1	4.9	1988 / 15.7	15.6	15.2	F	WSNE-F
9	WWKX-F	CHR	95 / 4.5	4.6	4.4	5.5	4.1	4.7	1674 / 13.2	15.4	13.9	C	WWKX-F
10	WLKW	ST	59 / 2.8	4.2	4.4	3.3	4.7	3.7	762 / 6.0	7.4	8.2	B	WLKW
11	WWRX-F	CL AOR	55 / 2.6	2.9	3.5	3.3	3.3	3.1	1419 / 11.2	11.7	13.2	E	WWRX-F
12	WHJJ	N/T	53 / 2.5	2.8	1.9	2.8	2.6	2.5	959 / 7.6	7.4	7.2	C	WHJJ
13	WJMN-F	CHR	49 / 2.3	2.3	2.5	2.8	2.0	2.5	1199 / 9.5	10.4	9.6		WJMN-F
14	WPLM-F	SAC	42 / 2.0	1.9	1.9	0.8	0.9	1.6	688 / 5.4	4.3	3.0		WPLM-F
15	WFHN-F	CHR	40 / 1.9	1.9	1.6	2.1	2.1	1.9	836 / 6.6	6.1	6.7		WFHN-F
16	WBMX-F	AC	38 / 1.8	1.4	2.0	1.7	1.7	1.7	922 / 7.3	6.0	5.8		WBMX-F
17	WAAF-F	AOR-NR	34 / 1.6	1.8	1.9	1.6	1.5	1.7	610 / 4.8	4.8	4.2		WAAF-F
18	WHKK-F	CL HITS	32 / 1.5	1.8	1.8	2.6	2.6	1.9	737 / 5.8	6.8	5.8	B	WHKK-F
19	WBZ	N/T	30 / 1.4	1.6	1.2	1.3	1.3	1.4	703 / 5.6	6.1	5.1		WBZ
20	WCRB-F	CL	27 / 1.3	1.2	1.2	2.1	2.1	1.5	566 / 4.5	5.2	5.4		WCRB-F
21	WSKO	SPRTS	25 / 1.2	0.6	1.0	0.9	0.7	0.9	497 / 3.9	2.5	2.5	B	WSKO

12+ FM Share (Metro): 81.23% (1536 of 1891) (Summer 98: 81.18%)

Teens	18-34	18-49	25-49	25-54	35+	12+ AMD	12+ Mid	12+ PMD	12+ Eve	12+ Wknd
1 WWKX-F >>	1 WHJY-F <	1 WHJY-F <	1 WHJY-F	1 WHJY-F <	1 WWLI-F	1 WWLI-F <	1 WWLI-F	1 WHJY-F <	1 WPRO	1 WCTK-F <
2 WJMN-F	2 WPRO-F <	2 WPRO-F	2 WPRO-F	2 WWLI-F <	2 WWBB-F <	2 WHJY-F	2 WPRO-F <	2 WWLI-F <	2 WWKX-F <	2 WPRO-F <
3 WPRO-F	3 WBRU-F >	3 WWLI-F <	3 WWLI-F	3 WPRO-F	3 WPRO <	3 WPRO-F <	3 WHJY-F	3 WPRO-F	3 WHJY-F <	3 WWLI-F
4 WBRU-F	4 WWKX-F	4 WBRU-F	4 WCTK-F	4 WCTK-F	4 WCTK-F >	4 WPRO	4 WCTK-F <	4 WCTK-F	4 WWLI-F <	4 WWBB-F <
5 WFHN-F	5 WWLI-F	5 WCTK-F	5 WSNE-F <	5 WSNE-F <	5 WHJY-F <	5 WWBB-F <	5 WWBB-F	5 WBRU-F	5 WPRO-F	5 WHJY-F
6 WCTK-F	6 WCTK-F	6 WSNE-F	6 WBRU-F	6 WWBB-F <	6 WPRO-F <	6 WCTK-F	6 WBRU-F <	6 WWBB-F <	6 WSNE-F <	6 WBRU-F
7 WSNE-F	7 WWKX-F	7 WWBB-F	7 WBRU-F >	7 WBRU-F >	7 WLKW	7 WWKX-F	7 WSNE-F	7 WWKX-F <	7 WBRU-F	7 WWKX-F <
8 WAAF-F <	8 WWBB-F	8 WWRX-F <	8 WWRX-F	8 WWRX-F	7 WSNE-F	8 WSNE-F <	8 WPRO	8 WSNE-F	8 WJMN-F <	8 WSNE-F <
9 WBMX-F <	9 WWRX-F <	9 WWKX-F <	9 WWKX-F <	9 WWKX-F <	9 WHJJ	9 WBRU-F	9 WHJJ	9 WHJJ <	9 WWBB-F <	9 WPRO
	10 WBMX-F	10 WBMX-F	10 WHKK-F	10 WPLM-F <	10 WWRX-F	10 WWRX-F	9 WLKW <	10 WPRO	10 WCTK-F	10 WPLM-F
			10 WBMX-F							

Wom 18-24	Wom 18-34	Wom 25-34	Wom 18-49	Wom 25-54	Men 18-24	Men 18-34	Men 25-34	Men 18-49	Men 25-54	12+ Ovrnite
1 WPRO-F	1 WPRO-F >>	1 WPRO-F >	1 WPRO-F >	1 WPRO-F <	1 WHJY-F	1 WHJY-F	1 WHJY-F	1 WHJY-F >	1 WHJY-F >	1 WBZ
2 WWKX-F	2 WSNE-F <	2 WCTK-F	2 WSNE-F <	2 WWLI-F	2 WBRU-F >	2 WBRU-F >	2 WBRU-F >	2 WBRU-F >	2 WCTK-F <	2 WPRO
3 WBRU-F	3 WWKX-F <	3 WSNE-F <	3 WWLI-F	3 WSNE-F	3 WWKX-F	3 WWLI-F <	3 WWLI-F >	3 WPRO-F <	3 WWLI-F	3 WWLI-F <
4 WSNE-F	4 WBRU-F <	4 WHJY-F	4 WCTK-F	4 WCTK-F >	4 WAAF-F	4 WWKX-F	4 WCTK-F	4 WWLI-F	3 WBRU-F	4 WSNE-F
5 WJMN-F	5 WCTK-F <	5 WWLI-F	5 WHJY-F	5 WWBB-F	5 WPRO-F	5 WAAF-F	4 WWKX-F	5 WCTK-F	5 WPRO-F	4 WWKX-F
6 WWLI-F	6 WHJY-F <	5 WBMX-F <	5 WWKX-F <	6 WHJY-F >	6 WFHN-F	6 WPRO-F <	4 WAAF-F	6 WWRX-F <	5 WWBB-F <	6 WPRO-F
	7 WWLI-F	7 WBRU-F	7 WBRU-F	7 WBRU-F	7 WJMN-F	7 WCTK-F >	7 WPRO-F	7 WWKX-F <	7 WWRX-F >	
			8 WWBB-F	7 WBMX-F	8 WCTK-F	8 WFHN-F	8 WBCN-F	8 WWBB-F <	8 WHKK-F	
			9 WBMX-F	9 WWKX-F <		9 WBCN-F <		9 WAAF-F >	9 WWKX-F <	
			9 WJMN-F >	10 WJMN-F				10 WHKK-F <		

PROVIDENCE

Other Rated Stations				Metro Share	Cume Rating	TSA AQH Cume
WARV	REL	1590	Warwick	0.3	1.2	
WBSM	T	1420	New Bedford	0.8	1.9	
WJFD-F	E	97.3	New Bedford	0.9	1.3	
WOON	FS	1240	Woonsocket	0.3	0.7	
WPMZ	SP-C	1110	East Providence	0.7	0.8	
WSAR	T	1480	Fall River	0.4	1.7	

Other Rated Stations--Outside Market				Metro Share	Cume Rating	TSA AQH Cume
WBCN-F	AOR	104.1	Boston	1.1	4.7	
WBOS-F	AOR-P	92.9	Brookline, MA	0.5	2.5	
WCBS	N	880	New York	0.4	1.5	
WCIB-F	CL AOR	101.9	Falmouth, MA	1.1	2.7	
WEEI	SPRTS	850	Boston	0.6	2.6	
WMJX-F	AC	106.7	Boston	0.6	2.3	
WODS-F	O	103.3	Boston	0.7	3.6	
WQGN-F	CHR	105.5	Groton, CT	0.5	1.2	
WQRC-F	SAC	99.9	Barnstable, MA	0.4	0.9	
WQSX-F	AC/CHR	93.7	Lawrence, MA	0.4	1.2	
WRKO	T	680	Boston	0.6	2.2	
WROR-F	OL	105.7	Frammingham, MA	0.7	1.7	
WSJZ-F	J	96.9	Boston	0.5	1.7	
WXKS-F	CHR/AC	107.9	Medford, MA	1.0	3.8	
WZLX-F	CL AOR	100.7	Boston	1.0	2.7	

Consolidation Report	12+	25-54	Revenue
AMFM (See Notes)	14.4 %	17.4 %	29.3 %
WHJJ-AM, WHJY-FM, WSNE-FM			
Back Bay	7.3 %	3.1 %	5.5 %
WAKX-FM, WLKW-AM, WWKX-FM			
Citadel	21.8 %	21.9 %	36.5 %
WHCK-FM, WPRO-AM, WPRO-FM, WSKO-AM, WWLI-FM			
Clear Channel (See Notes)	8.3 %	9.4 %	16.6 %
WWBB-FM, WWRX-FM			
	51.8 %	51.8 %	87.9 %

AM Stations

Station	Power	Time	Format	Parent	Buyer	Agency
WHJJ	920	5 kw (DA-N)	News/Talk	CBS, Talknt	Katz	AMFM
WLKW	550	1 kw/0.5 kw (DA-N)	Standards	ABC	Allied	Back Bay
WPRO	630	5 kw (DA-N)	Talk/Sports	ABC, SBUSA, 1/1	Mc-Guild	Citadel
WSKO	790					

FM Stations

Station	Power	Time	Format	Parent	Buyer	Agency	Location
WBRU	95.5	20 kw @ 440	New Rock	\$45.00	D&R		
WCTK	98.1	47 kw @ 510	Country	\$50.00	D&R	Hall	New Bedford
WFHN	107.1	2.4 kw @ 348	CHR	\$ NA	Mc-Guild	Spring	Fairhaven, MA
WHCK	99.7	2.3 kw @ 535	Simul. WHKK-F				Wakefield-Peacedale
WHJY	94.1	50 kw @ 440	AOR	AMFM \$114.00	D&R	AMFM	
WHKK	100.3	3.9 kw @ 236	Classic Hits	\$ NA	Mc-Guild	Citadel	Middletown
WPRO	92.3	39 kw @ 551	CHR	\$80.00	Mc-Guild	Citadel	
WSNE	93.3	29.8 kw @ 619	AC	\$75.00	D&R	AMFM	Taunton
WWBB	101.5	13.5 kw @ 950	Oldies	\$79.00	Clr Chnl	Clear Channel	
WWKX	106.3	1.15 kw @ 518	CHR	Westwd \$45.00	Allied	Back Bay	Woonsocket
WWLI	105.1	50 kw @ 500	Soft AC	\$85.00	Mc-Guild	Citadel	
WWRX	103.7	37 kw @ 568	Classic AOR	Source \$65.00	Clr Chnl	Clear Channel	Westerly

Notes: Other ranked stations -- See Boston . . . 9/99 WLKW changed from Standards to Talk . . . 10/99 AMFM and Clear Channel announced plans to merge. Divestitures in the market may be necessary . . . 10/99 WOON (1240) sold for \$380,000

PUERTO RICO

Arbitron Rank 13 Pop (12+) 3,095,100	Stations 55 / 55	Last Year's Revenue: NA
MSA Rank: NA	Diaries: 2,497 / 1240:1 / 55.4%	Household Income: \$8,895
MSA Pop: NA	Sample Target: 2,400	Total Retail Sales: \$11.7 Bil.
DMA: NA	% Below Line: 0.0	#1 Biller: NA
Average Persons Rating: 19.3	% Not Listed: 12.1	#1 Billing Portfolio NA
Market TSL in Hours 25.50	Pop per Station: 56,275	

12+ Metro	Format	Summer 99 1/4 Share	Spg 99	Win 99	Fall 98	Sum 98	4 Book Avg	12+ Metro Cume / Rtg	Spg 99	Sum 98	12+ TSA AQH / Cume	Network Code
1 WPRM-F	TP	612 / 10.2	9.1		10.0	8.0		7336 / 23.7	22.8	19.5		9 WPRM-F
2 WKAQ-F	CHR	321 / 5.4	5.4		6.2	5.1		6261 / 20.2	22.0	17.5		5 WKAQ-F
3 WKAQ	N/T	304 / 5.1	5.6		5.9	5.0		4335 / 14.0	16.2	15.2		WKAQ
4 WFID-F	AC	248 / 4.1	5.1		3.9	3.8		3680 / 11.9	14.6	12.0		4 WFID-F
5 WZNT-F	TP	241 / 4.0	4.2		4.7	4.7		3696 / 11.9	12.9	14.3		12 WZNT-F
6 WIAC-F	AC	233 / 3.9	3.9		3.8	4.3		4460 / 14.4	13.9	18.0		10 WIAC-F
7 WMEG-F	CHR	224 / 3.7	3.8		4.6	3.7		4110 / 13.3	14.2	13.1		6 WMEG-F
8 WCMA-F	CHR	202 / 3.4	2.3		3.6	2.3		3733 / 12.1	9.4	10.7		WCMA-F
9 WXYX-F	CHR	177 / 3.0	2.7		2.8	2.8		3810 / 12.3	13.4	14.4		8 WXYX-F
10 WOYE-F	CHR	154 / 2.6	2.2		1.4	1.9		3139 / 10.1	7.8	6.0		1 WOYE-F
11 WCOM-F	CHR	151 / 2.5	2.5		2.5	2.9		3581 / 11.6	12.9	15.5		1 WCOM-F
12 WORO-F	EZ	150 / 2.5	2.1		2.1	3.2		2374 / 7.7	7.8	8.6		WORO-F
13 WUKQ-F	CHR	122 / 2.0	1.6		1.8	1.8		2311 / 7.5	6.1	11.1		5 WUKQ-F
14 WZAR-F	TP	120 / 2.0	1.1		1.3	1.5		1846 / 6.0	3.9	6.1		WZAR-F
14 WIVA-F	TP	120 / 2.0	1.4		1.0	2.0		1736 / 5.6	5.1	7.1		9 WIVA-F
16 WVJP-F	SAC	119 / 2.0	1.6		1.2	1.6		2027 / 6.5	6.0	6.1		WVJP-F
17 WIOA-F	SAC	117 / 2.0	3.1		2.5	2.7		2754 / 8.9	10.9	9.8		3 WIOA-F
18 WCMN-F	CHR	106 / 1.8	1.4		1.9	1.2		1746 / 5.6	4.8	5.3		WCMN-F
19 WNRT-F	REL	86 / 1.4	1.4		1.5	0.9		1317 / 4.3	4.5	3.5		WNRT-F
20 WKSA-F	AC	84 / 1.4	1.6		0.6	0.8		969 / 3.1	3.4	3.5		10 WKSA-F
21 WAPA	N/T	83 / 1.4	1.8		2.3	1.3		1554 / 5.0	6.2	4.9		7 WAPA
22 WRIO-F	TP	76 / 1.3	1.1		1.1	1.2		1107 / 3.6	3.4	9.1		9 WRIO-F
22 WCAD-F	AOR-P	76 / 1.3	1.4		1.0	1.0		1607 / 5.2	5.7	4.7		WCAD-F
24 WAEL-F	AC	73 / 1.2	0.9		0.9	0.9		1302 / 4.2	3.4	3.9		WAEL-F
25 WCMN	N/T	68 / 1.1	0.8		1.0	0.8		807 / 2.6	2.3	3.0		WCMN
26 WIAC	VA	60 / 1.0	1.7		1.7	1.2		1014 / 3.3	3.7	4.0		WIAC
27 WCTA-F	TP	56 / 0.9	0.7		1.1	1.7		1145 / 3.7	3.1	5.6		12 WCTA-F
27 WUNO	N/T	56 / 0.9	1.2		1.1	0.7		1172 / 3.8	3.4	3.2		WUNO

12+ FM Share (Metro): 77.36% (3027 of 3913) (Summer 98: 77.60%)

Teens	18-34	18-49	25-49	25-54	35+	12+ AMD	12+ Mid	12+ PMD	12+ Eve	12+ Wknd
1 WKAQ-F	1 WPRM-F >	1 WPRM-F >>	1 WPRM-F >>	1 WPRM-F >>	1 WPRM-F <	1 WPRM-F >>>	1 WPRM-F <	1 WPRM-F >	1 WKAQ >	1 WPRM-F >
2 WCOM-F	2 WKAQ-F	2 WKAQ-F <	2 WFID-F <	2 WZNT-F <	2 WKAQ >	2 WKAQ	2 WKAQ-F <	2 WKAQ	2 WKAQ-F	2 WKAQ-F
3 WMEG-F <	3 WMEG-F	3 WFID-F	3 WZNT-F <	3 WFID-F <	3 WZNT-F <	3 WIAC-F	3 WFID-F <	3 WKAQ-F <	2 WMEG-F	3 WZNT-F
4 WPRM-F	4 WFID-F	4 WIAC-F <	4 WIAC-F <	4 WKAQ-F <	4 WORO-F	4 WKAQ-F <	4 WIAC-F	4 WMEG-F	4 WCMA-F <	4 WORO-F <
5 WCMA-F	5 WIAC-F <	5 WZNT-F <	5 WKAQ-F	5 WIAC-F	5 WFID-F <	5 WFID-F <	5 WZNT-F	5 WFID-F <	5 WFID-F	5 WCMA-F <
6 WUKQ-F	6 WXYX-F <	6 WMEG-F	6 WCMA-F	6 WKAQ	6 WIAC-F <	6 WXYX-F	6 WXYX-F	6 WCMA-F <	5 WPRM-F	6 WMEG-F
6 WXYX-F	7 WCMA-F	7 WCMA-F <	7 WXYX-F <	7 WCMA-F	7 WKAQ-F <	6 WZNT-F <	7 WCMA-F <	7 WIAC-F <	7 WCOM-F	7 WFID-F
	8 WOYE-F	8 WXYX-F	8 WMEG-F	8 WZAR-F <	8 WVJP-F	8 WIVA-F	8 WKAQ <	8 WZNT-F >	8 WZAR-F <	8 WIAC-F
	9 WZNT-F	9 WOYE-F	8 WKAQ <	9 WIVA-F <	9 WAPA <	9 WCOM-F <	9 WORO-F	9 WOYE-F <	9 WZNT-F <	8 WKAQ <
	10 WCOM-F <	10 WZAR-F <	10 WZAR-F <	10 WXYX-F <	10 WIOA-F	10 WMEG-F <	10 WOYE-F	10 WUKQ-F <	10 WIAC-F <	10 WCOM-F <
					10 WIVA-F		10 WMEG-F <			

Wom 18-24	Wom 18-34	Wom 25-34	Wom 18-49	Wom 25-54	Men 18-24	Men 18-34	Men 25-34	Men 18-49	Men 25-54	12+ Ovrnite
1 WPRM-F <	1 WPRM-F	1 WPRM-F	1 WPRM-F >	1 WPRM-F >	1 WPRM-F >	1 WPRM-F >	1 WPRM-F >	1 WPRM-F >>	1 WPRM-F	1 WORO-F >
2 WKAQ-F	2 WKAQ-F	2 WKAQ-F <	2 WKAQ-F <	2 WKAQ-F <	2 WMEG-F >	2 WMEG-F >	2 WMEG-F >	2 WZNT-F <	2 WZNT-F >	2 WPRM-F <
3 WCMA-F <	3 WIAC-F	3 WKAQ-F <	3 WIAC-F <	3 WFID-F <	3 WOYE-F <	3 WKAQ-F <	3 WXYX-F <	3 WMEG-F	3 WKAQ	3 WCMN <
4 WMEG-F <	4 WFID-F	4 WFID-F >	4 WFID-F	4 WKAQ-F >	4 WKAQ-F	4 WXYX-F	4 WZNT-F	4 WKAQ-F	4 WFID-F	4 WKAQ <
5 WIAC-F <	5 WCMA-F	5 WCMA-F	5 WCMA-F	5 WZAR-F <	5 WXYX-F	5 WOYE-F <	5 WFID-F	4 WFID-F	5 WKAQ-F <	5 WIAC
6 WCOM-F <	6 WMEG-F	6 WZAR-F	6 WMEG-F <	6 WZNT-F <	6 WCOM-F <	6 WZNT-F	5 WKAQ-F	6 WXYX-F <	6 WIVA-F <	6 WCMA-F
7 WFID-F <	7 WXYX-F <	7 WXYX-F	7 WZAR-F <	7 WCMA-F <	7 WZNT-F <	7 WFID-F	7 WCMA-F	7 WOYE-F	7 WXYX-F <	
8 WXYX-F	8 WZAR-F	8 WMEG-F <	8 WIOA-F	8 WIOA-F <	8 WFID-F	8 WCMA-F	8 WCAD-F <	8 WCMA-F <	8 WMEG-F <	
9 WOYE-F	9 WCOM-F	9 WIOA-F <	8 WXYX-F	9 WKAQ	9 WUKQ-F <	9 WCAD-F <	9 WZAR-F <	9 WKAQ <	9 WIAC-F	
10 WUKQ-F	10 WUKQ-F	10 WZNT-F <	8 WZNT-F	10 WVJP-F	10 WAEL-F	10 WCOM-F <	10 WIAC-F	9 WCMA-F		
				10 WCMA-F						

PUERTO RICO

Other Rated Stations			Metro Share	Cume Rating	TSA AQH Cume	Island Network Report	12+	25-54
WABA	SAC	850	Aguadilla	0.4	1.4	Cosmos - 1	6.0 %	3.9 %
Wael	O	600	Mayaguez	0.4	1.2	WCOM-FM, WOQI-FM, WOYE-FM		
WALO	TP	1240	Humacao	0.3	0.6	Dimension - 2	0.3 %	0.3 %
WEGM-F	CHR	92.1	Hormigueros	0.8	3.4	WAHQ-FM, WDM-FM, WVOZ-FM		
WERR-F	SP	104.1	Utua	0.7	2.7	Estereotempo - 3	3.5 %	4.5 %
WIOB-F	SAC	97.5	Mayaguez	0.8	4.1	WIOA-FM, WIOB-FM, WIOC-FM		
WIOC-F	SAC	105.1	Ponce	0.7	2.5	Fidelity - 4	4.4 %	5.7 %
WKVM	REL	810	San Juan	0.4	1.2	WFID-FM, WMIO-FM		
WLRP	VA	1460	San Sebastian	0.3	0.8	KQ-105 - 5	7.4 %	6.6 %
WLUZ	ST	1600	Bayamon	0.8	2.2	WKAQ-FM, WUKQ-FM		
WMIO-F	AC	102.3	Cabo Rojo	0.3	1.1	Mega Estacion - 6	4.5 %	3.5 %
WMSW	SAC	1120	Hatillo	0.4	0.9	WEGM-FM, WMEG-FM		
WNEL	ST	1430	Caguas	0.7	1.7	Notiradio - 7	1.4 %	0.7 %
WNK-F	AC	106.5	Arecibo	0.3	1.1	WAPA-AM, WISO-AM		
WNNV-F	REL-CC	105.5	Aguada	0.5	1.4	Nueva X - 8	3.0 %	2.8 %
WOSO	N/T (E)	1030	San Juan	0.4	1.1	WCFI-FM, WXYX-FM		
WPAB	N/T	550	Ponce	0.8	3.1	Salsoul - 9	13.5 %	17.1 %
WPRA	TP	990	Mayaguez	0.3	1.4	WIVA-FM, WPRM-FM, WRIO-FM		
WQQZ-F	O	98.3	Quebradillas	0.4	1.6	Sistema 102 - 10	5.3 %	6.2 %
WRRH-F	REL-CC	106.1	Hormigueros	0.6	1.1	WIAC-FM, WKSA-FM		
WSAN-F	EZ	98.9	Vieques	0.6	1.5	Super Kadena - 11	0.9 %	0.5 %
WSKN	N/T	630	San Juan	0.4	2.1	WORA-AM, WPRP-AM, WSKN-AM		
WTPM-F	REL	92.9	Aguadilla	0.4	0.9	Zeta - 12	5.5 %	7.8 %
WVOZ-F	AC	107.7	Carolina	0.3	1.2	WCTA-FM, WZMT-FM, WZNT-FM		
WYQE-F	TP	92.9	Naguabo	0.4	1.5			
WZMT-F	TP	93.3	Ponce	0.6	2.6			
WZNA	ST	1040	Moca	0.6	1.6			
							55.9 %	59.6 %

AM Stations

WAPA	680	10 kw	News/Talk	Notiradio	--	Blanco Pi	San Juan
WCMN	1280	5 kw/1 kw	News/Talk	Noti-Uno	Caballero		Arecibo
WIAC	740	10 kw (DA-1)	Variety		--	Bestov	San Juan
WKAQ	580	10 kw (DA-1)	News/Talk	Reloj	--		San Juan
WUNO	1320	5 kw/2.3 kw	News/Talk	Noti-Uno	Caballero	Arso	San Juan

FM Stations

Wael	96.1	24 kw @ 2011	AC		--	Lopez	Maricao
WCAD	105.7	50 kw @ 1099	Progressive AOR		--		San Juan
WCMA	96.5	11.5 kw @ 2795	Tropical		--	SBS	Fajardo
WCMN	107.3	50 kw @ 1027	CHR	Noti-Uno	--		Arecibo
WCOM	94.7	32 kw @ 1778	CHR	Cosmos	--	SBS, pend.	Bayamon
WCTA	95.1	25 kw @ 1969	Simul. WZNT-F	Zeta	--	SBS, pend.	San German
WFID	95.7	50 kw @ 942	AC		Caballero	Arso	Rio Piedras
WIAC	102.5	50 kw @ 1138	AC	Sistema 102	--	Bestov	San Juan
WIOA	99.9	50 kw @ 978	Soft AC	Estereotempo	--	SBS, pend.	San Juan
WIVA	100.3	22 kw @ 2014	Simul. WPRM-F	Salsoul	Caballero	Arso	Aguadilla
WKAQ	104.7	50 kw @ 1220	CHR	KQ-105	--	El Mundo	San Juan
WKSA	101.5	42 kw @ -26	Simul. WIAC-F	Sistema 102	--	Bestov	Isabela
WMEG	106.9	21.5 kw @ 1949	CHR	Mega	--	SBS	Guayama
WNRT	96.9	50 kw @ 951	Religion	Kadena	--		Manati
WORO	92.5	50 kw @ 1198	Easy Listening		--	WKVM	Corozal
WOYE	94.1	25 kw @ 1959	Simul. WCOM-F	Cosmos	--	SBS, pend.	Mayaguez
WPRM	98.5	25 kw @ 1909	Tropical	Salsoul	Caballero	Arso	San Juan
WRIO	101.1	50 kw @ -46	Simul. WPRM-F	Salsoul	Caballero	Arso	Ponce
WUKQ	99.1	50 kw @ 1972	Simul. WKAQ-F	KQ-105	--	El Mundo	Mayaguez
WVJP	103.3	28 kw @ 1906	Soft AC		--		Caguas
WXYX	100.7	50 kw @ 781	CHR	Nueva X	--	RAAD	Bayamon
WZAR	101.9	14 kw @ 2589	Tropical	Noti-Uno	--	Uno	Ponce
WZNT	93.7	50 kw @ 259	Tropical	Zeta	--	SBS, pend.	San Juan

Notes: Unless specifically noted with an (E), all stations listed program in Spanish . . . 7/99 WOQI-F (93.3; Ponce) changed calls to WZMT-F . . . 8/99 WDOY-F (96.5; Fajardo) changed calls to WCMA-F . . . 9/99 WIAC (AM) changed from Hispanic-Tropical to Hispanic News/Talk . . . 9/99 AMFM sold these stations to Spanish Broadcasting System for \$90,000,000: WCOM-F; WCTA-F; WIOA-F; WIOB-F; WIOC-F; WOYE-F; WZMT-F; WZNT-F

RALEIGH-DURHAM

Arbitron Rank 48 Pop (12+)	917,200	Stations	30 / 21	Last Year's Revenue:	\$66,700,000
MSA Rank:	55	Diaries:	2,078 / 441:1 / 54.4%	Household Income:	\$47,906
MSA Pop:	1,090,000	Sample Target:	2,060	Total Retail Sales:	\$12.8 Bil.
DMA:	29	% Below Line:	5.9	#1 Biller:	WDCG-F \$10,200,000
Average Persons Rating:	14.3	% Not Listed:	20.9	#1 Billing Portfolio	
Market TSL in Hours	19.00	Pop per Station:	43,676		AMFM \$25,170,000

12+ Metro	Format	Summer 99 1/4 Share	Spg 99	Win 99	Fall 98	Sum 98	4-Book Avg	12+ Metro Cume / Rtg.	Spg 99	Sum 98	12+ TSA AQH / Cume	Revenue Level	
1	WDCG-F	CHR	110 / 8.4	6.4	7.5	8.7	6.3	7.8	2276 / 24.8	22.3	21.6	I	WDCG-F
2	WQOK-F	B	101 / 7.7	7.5	7.3	8.1	6.9	7.7	1378 / 15.0	16.4	16.7	H	WQOK-F
3	WPTF	FS/T	89 / 6.8	5.6	6.1	5.4	5.7	6.0	1188 / 12.9	12.0	11.9	H	WPTF
4	WNNL-AF	B/G	82 / 6.3	8.5	5.5	5.1	6.2	6.3	918 / 10.0	11.9	10.5	B	WNNL-AF
5	WQDR-F	C	79 / 6.0	5.5	6.3	5.7	8.2	5.9	1330 / 14.5	14.8	16.6	F	WQDR-F
6	WRAL-F	AC/CHR	75 / 5.7	5.3	6.2	5.7	6.8	5.7	1935 / 21.1	20.0	21.4	H	WRAL-F
6	WTRG-F	O	75 / 5.7	5.5	5.3	5.0	5.9	5.4	1432 / 15.6	15.2	16.0	G	WTRG-F
8	WRDU-F	AOR	68 / 5.2	5.9	5.2	5.1	4.6	5.3	1193 / 13.0	15.8	13.9	F	WRDU-F
9	WFXC-FF	B/AC	65 / 5.0	4.8	5.1	4.2	4.1	4.8	763 / 8.3	9.1	9.3	E	WFXC-FF
10	WRSN-F	AC	60 / 4.6	5.0	4.4	4.5	4.2	4.6	1188 / 13.0	12.8	11.8	E	WRSN-F
11	WBBB-F	AOR	53 / 4.1	4.7	3.5	4.5	3.5	4.2	1153 / 12.6	13.3	12.1	D	WBBB-F
12	WWND-F	J	31 / 2.4	2.5	2.3	2.3	1.3	2.4	473 / 5.2	6.5	3.7	A	WWND-F
13	WJMH-F	B	25 / 1.9	2.2	2.4	2.3	2.7	2.2	666 / 7.3	6.3	7.4		WJMH-F
14	WKIX-F	C	23 / 1.8	1.4	2.3	2.6	3.0	2.0	602 / 6.6	6.8	9.6	F*	WKIX-F
15	WKXU-F	C	15 / 1.1	1.4	1.0	1.4	1.4	1.2	458 / 5.0	5.1	4.3	*	WKXU-F
16	WRBZ	T/SPRTS	10 / 0.8	1.8	1.8	1.3	1.0	1.4	281 / 3.1	4.5	3.5	B	WRBZ

12+ FM Share (Metro): 88.31% (914 of 1035) (Summer 98: 87.57%)

Teens	18-34	18-49	25-49	25-54	35+	12+ AMD	12+ Mid	12+ PMD	12+ Eve	12+ Wknd
1 WQOK-F >>	1 WDCG-F	1 WDCG-F	1 WDCG-F	1 WDCG-F <	1 WPTF	1 WDCG-F >	1 WPTF	1 WDCG-F <	1 WQOK-F >>	1 WQOK-F
2 WDCG-F >	2 WQOK-F >	2 WQOK-F	2 WRDU-F	2 WNNL-AF <	2 WTRG-F <	2 WQDR-F <	2 WDCG-F	2 WQOK-F	2 WDCG-F	2 WNNL-AF
3 WJMH-F	3 WBBB-F	3 WRDU-F <	2 WNNL-AF <	3 WRAL-F <	3 WQDR-F <	3 WPTF <	3 WTRG-F <	3 WRDU-F	2 WNNL-AF <	3 WDCG-F <
4 WRAL-F	4 WRAL-F <	4 WNNL-AF <	4 WRAL-F	4 WFXC-FF	4 WNNL-AF <	4 WNNL-AF <	4 WQOK-F <	4 WQDR-F <	4 WRSN-F <	4 WTRG-F
5 WBBB-F	5 WRDU-F	5 WRAL-F	5 WQOK-F	4 WRDU-F <	5 WFXC-FF	5 WRAL-F <	5 WQDR-F <	5 WNNL-AF <	5 WRAL-F	5 WRAL-F <
6 WRSN-F	6 WQDR-F	5 WFXC-FF <	6 WTRG-F <	6 WRAL-F	6 WRDU-F <	6 WRAL-F <	6 WRAL-F <	6 WRAL-F <	6 WBBB-F <	6 WQDR-F
7 WNNL-AF	6 WRSN-F <	7 WRSN-F <	7 WQDR-F <	7 WRDU-F	7 WQOK-F <	7 WNNL-AF	7 WTRG-F <	7 WFXC-FF	7 WPTF	7 WPTF
8 WJMH-F <	8 WFXC-FF	8 WQDR-F <	8 WRSN-F <	7 WRSN-F	8 WFXC-FF <	7 WRDU-F	8 WFXC-FF	8 WTRG-F <	8 WFXC-FF	8 WFXC-FF
	8 WBBB-F	9 WTRG-F	9 WQOK-F	9 WDCG-F <	9 WTRG-F	9 WFXC-FF <	8 WBBB-F <	9 WQDR-F	9 WQDR-F	9 WBBB-F <
	10 WTRG-F	10 WPTF <	10 WPTF <	10 WWND-F	10 WRSN-F >	10 WRSN-F	10 WPTF <	10 WRSN-F	10 WPTF <	10 WRSN-F <

Wom 18-24	Wom 18-34	Wom 25-34	Wom 18-49	Wom 25-54	Men 18-24	Men 18-34	Men 25-34	Men 18-49	Men 25-54	12+ Ovrnite
1 WDCG-F >	1 WDCG-F >	1 WDCG-F >	1 WDCG-F >	1 WNNL-AF <	1 WQOK-F <	1 WQOK-F	1 WRDU-F	1 WRDU-F	1 WRDU-F >	1 WQOK-F >
2 WQOK-F >>	2 WQOK-F >	2 WRAL-F	2 WRAL-F <	2 WRAL-F	2 WBBB-F	1 WBBB-F	1 WQOK-F	2 WDCG-F <	2 WFXC-FF	2 WQDR-F
3 WJMH-F	3 WRAL-F	3 WQOK-F	3 WNNL-AF <	2 WDCG-F	3 WDCG-F >	3 WDCG-F >	1 WBBB-F	3 WQOK-F	3 WDCG-F <	2 WRSN-F
4 WRAL-F	4 WRSN-F	3 WRSN-F	4 WQOK-F	4 WRSN-F	4 WRDU-F	4 WRDU-F >>	4 WDCG-F	4 WBBB-F >	4 WTRG-F <	4 WDCG-F
5 WNNL-AF	5 WNNL-AF >	5 WNNL-AF >>	5 WRSN-F	5 WQDR-F <	5 WQDR-F >	5 WRAL-F	5 WRAL-F >	5 WFXC-FF	5 WPTF	5 WFXC-FF
5 WBBB-F	6 WBBB-F	6 WFXC-FF	6 WQDR-F	6 WFXC-FF	6 WNNL-AF	6 WQDR-F	6 WPTF	5 WQDR-F	5 WQOK-F <	5 WTRG-F
5 WRSN-F >	6 WJMH-F	6 WRDU-F	7 WFXC-FF	6 WTRG-F <	7 WJMH-F	6 WRSN-F	7 WNNL-AF	7 WQDR-F	7 WQDR-F	7 WQDR-F
			8 WTRG-F >	8 WQOK-F >	7 WRSN-F	8 WRCQ-F	7 WPTF	8 WBBB-F <	7 WPTF	8 WBBB-F <
				9 WPTF	9 WPTF	8 WJMH-F	7 WTRG-F	9 WNNL-AF	9 WNNL-AF	9 WNNL-AF
				9 WWND-F			10 WRAL-F	10 WRAL-F <	10 WRAL-F <	

Other Rated Stations				Metro Share	Cume Rating	TSA AQH Cume	Other Rated Stations--Outside Market				Metro Share	Cume Rating	TSA AQH Cume
WDNC	N/T	620	Durham	0.7	2.5		WHSI-F	C	100.3	High Point	0.6	1.6	
WHLQ-AF	C	102.5	Louisburg	0.4	1.2		WKRR-F	AOR	92.3	Asheboro	0.5	2.2	
WMPM	C	1270	Smithfield	0.6	0.8		WKZL-F	CHR	107.5	Winston Salem	0.5	1.3	
							WMAG-F	AC	99.5	High Point	0.4	2.2	
							WMQX-F	O	93.1	Winston Salem	0.5	1.7	
							WQMG-F	B/AC	97.1	Greensboro	0.5	1.9	
							WRCQ-F	AOR	103.5	Dunn	0.7	3.0	
							WZFX-F	B	99.1	Whiteville	0.4	2.6	

RALEIGH-DURHAM

Consolidation Report	12+	25-54	Revenue
AMFM (See Notes) WDCG-FM, WRDU-FM, WRSN-FM, WTRG-FM	23.9 %	27.1 %	37.7 %
Clear Channel (See Notes) WDUR-AM, WFXC-FM, WFXK-FM, WNNL-FM, WQOK-FM	18.9 %	19.9 %	17.0 %
Curtis WBBB-FM, WCHL-AM, WCLY-AM, WKIX-FM, WKXU-FM, WPTF-AM, WQDR-FM, WRDT-AM, WWND-FM	22.2 %	20.2 %	27.9 %
	65.0 %	67.2 %	82.6 %

AM Stations

Station	Power	Frequency	Service	Company	Rep	City
WDUR	1490	1 kw	Simul. WNNL-F			Durham
WPTF	680	50 kw (DA-N)	Full Service/Talk	CBS	\$76.00	Mc-Guild Curtis
WRBZ	850	10 kw/5 kw (DA-N)	Talk/Sports	Westwd, ESPN	\$ NA	Reg'l. Reps

FM Stations

Station	Power	Frequency	Service	Company	Rep	City
WBBB	96.1	100 kw @ 985	AOR	\$ NA	Mc-Guild	Curtis
WDCG	105.1	100 kw @ 1040	CHR	AMFM	\$125.00	Christal AMFM
WFXC	107.1	2.6 kw @ 500	Black AC	ABC	\$64.00	Eastman Clear Channel
WFXK	104.3	100 kw @ 981	Simul. WFXC-F			Tarboro
WKIX	96.9	100 kw @ 984	Country	\$26.00	Mc-Guild	Curtis
WKXU	101.1	100 kw @ 1190	Country	\$ NA	Mc-Guild	Curtis
WNNL	103.9	7.9 kw @ 577	Black Gospel	ABC	\$ NA	Clr Chnl Clear Channel
WQDR	94.7	100 kw @ 1680	Country	Westwd	\$83.00	Mc-Guild Curtis
WQOK	97.5	100 kw @ 981	Black	ABC	\$75.00	Clr Chnl Clear Channel
WRAL	101.5	100 kw @ 1821	AC/CHR	\$150.00	Katz	Capitol
WRDU	106.1	100 kw @ 1350	AOR	AMFM	\$101.00	Allied AMFM
WRSN	93.9	100 kw @ 1270	AC	\$55.00	Allied	AMFM
WTRG	100.7	100 kw @ 1968	Oldies	ABC, AMFM	\$100.00	Christal AMFM
WWND	102.9	1.7 kw @ 620	Jazz	\$ NA	Mc-Guild	Curtis

Notes: Combined revenue stations: ^ WFXC-F revenue level includes WFXK-F revenue; * WKIX-F revenue level includes WKXU-F revenue . . . WJMH-F - See Greensboro-Winston Salem . . . WDNC is LMA'd to Curtis . . . 10/99 AMFM and Clear Channel announced plans to merge. Divestitures in the market will be necessary

RICHMOND

Arbitron Rank 57 Pop (12+) 793,500	Stations 24 / 21	Last Year's Revenue: \$44,400,000
MSA Rank: 61	Diaries: 2,005 / 396:1 / 51.5%	Household Income: \$47,618
MSA Pop: 950,000	Sample Target: 1,980	Total Retail Sales: \$9.7 Bil.
DMA: 61	% Below Line: 1.1	#1 Biller: WTVR-F \$6,400,000
Average Persons Rating: 14.7	% Not Listed: 12.4	#1 Billing Portfolio
Market TSL in Hours 19.75	Pop per Station: 37,786	Clear Channel \$19,350,000

12+ Metro	Format	Summer 99		Spg 99	Win 99	Fall 98	Sum 98	4-Book Avg	12+ Metro Cume / Rtg.	Spg 99	Sum 98	12+ TSA AQH / Cume	Revenue Level
		1/4	Share										
1	WCDX-F	108	9.3	9.4	8.4	8.8	9.5	9.0	1274 / 16.1	18.2	17.5	G	WCDX-F
2	WTVR-F	102	8.8	9.1	8.7	9.5	9.1	9.0	1400 / 17.8	19.0	19.9	G	WTVR-F
3	WRVQ-F	98	8.4	7.8	6.7	6.5	6.3	7.4	1794 / 22.6	22.8	20.9	F	WRVQ-F
4	WRVA	92	7.9	7.2	6.7	7.3	8.8	7.3	1335 / 16.8	16.0	17.9	F	WRVA
5	WMXB-F	75	6.4	5.0	6.1	4.4	6.0	5.5	1449 / 18.3	16.7	17.5	F	WMXB-F
6	WKJS-F	72	6.2	5.2	4.6	8.2	5.4	6.0	1072 / 13.5	10.7	11.6	C	WKJS-F
7	WKHK-F	65	5.6	7.4	8.7	8.8	9.4	7.6	1173 / 14.8	15.8	19.7	G	WKHK-F
8	WRCL-F	61	5.2	4.6	4.9	5.4	4.7	5.0	1006 / 12.7	12.9	11.1	C	WRCL-F
9	WRXL-F	60	5.2	5.5	5.4	5.8	3.6	5.5	1178 / 14.9	13.7	12.6	E	WRXL-F
10	WPLZ-F	54	4.6	4.0	4.6	4.8	3.6	4.5	756 / 9.5	9.7	11.7	C	WPLZ-F
11	WKLR-F	51	4.4	4.9	4.7	4.6	4.7	4.6	1003 / 12.6	13.0	13.5	D	WKLR-F
12	WJRV-F	38	3.3	2.2	2.1	1.5	3.5	2.3	528 / 6.6	6.5	9.8	C	WJRV-F
13	WBBT-F	32	2.7						509 / 6.4				WBBT-F
14	WSOJ-F	21	1.8	3.2	3.9	3.2	2.6	3.0	349 / 4.4	8.0	8.6	B	WSOJ-F
15	WTVR	17	1.5	1.7	1.7	0.8	1.8	1.4	252 / 3.2	3.8	4.2	A	WTVR
16	WXGI	14	1.2	1.8	2.0	1.5	1.5	1.6	200 / 2.5	3.4	2.5	A	WXGI
16	WRNL	14	1.2	1.1	1.3	1.6	1.7	1.3	320 / 4.0	3.7	5.1	B	WRNL

12+ FM Share (Metro): 83.33% (850 of 1020) (Summer 98: 78.42%)

Teens	18-34	18-49	25-49	25-54	35+	12+ AMD	12+ Mid	12+ PMD	12+ Eve	12+ Wknd
1 WRVQ-F	1 WCDX-F	1 WCDX-F	1 WTVR-F	1 WTVR-F	1 WRVA	1 WRVA	1 WTVR-F	1 WTVR-F	1 WCDX-F >>	1 WCDX-F
2 WCDX-F >>>	2 WRVQ-F	2 WRVQ-F <	2 WMXB-F <	2 WKJS-F <	2 WTVR-F	2 WTVR-F	2 WRVA <	1 WCDX-F	2 WRVQ-F	2 WRVQ-F
3 WRXL-F	3 WMXB-F <	3 WTVR-F <	3 WCDX-F <	3 WCDX-F	3 WRCL-F <	3 WRVQ-F <	3 WRVQ-F <	3 WRVQ-F	3 WKJS-F	3 WKJS-F
4 WMXB-F	4 WRXL-F	4 WMXB-F	4 WRVQ-F <	3 WMXB-F <	4 WKJS-F <	4 WKJS-F <	4 WMXB-F <	4 WMXB-F	4 WPLZ-F <	4 WPLZ-F <
5 WTVR-F	5 WRXL-F <	5 WKJS-F <	5 WKJS-F <	5 WRVQ-F <	5 WKHK-F	5 WCDX-F	5 WCDX-F	5 WRCL-F <	5 WTVR-F <	5 WTVR-F
6 WKJS-F	6 WKJS-F <	6 WKLR-F	6 WKLR-F	6 WRCL-F <	6 WPLZ-F <	6 WKLR-F <	6 WKHK-F <	6 WKHK-F <	6 WRVA	5 WRVA <
6 WKLR-F	7 WKLR-F	7 WRCL-F	7 WKLR-F	7 WKLR-F	7 WMXB-F <	7 WMXB-F <	7 WRXL-F <	7 WRXL-F <	7 WRCL-F <	7 WKHK-F <
	8 WRCL-F <	8 WRXL-F <	8 WPLZ-F	8 WKLR-F <	8 WKHK-F	8 WKHK-F	8 WRCL-F	8 WKJS-F <	8 WRXL-F <	8 WMXB-F
	9 WPLZ-F <	9 WPLZ-F	9 WKHK-F	9 WKHK-F	9 WJRV-F <	9 WRXL-F	9 WKJS-F <	9 WRVA <	9 WMXB-F	8 WRCL-F
			9 WRXL-F	10 WCDX-F <	10 WRCL-F				10 WKHK-F <	10 WRXL-F

Wom 18-24	Wom 18-34	Wom 25-34	Wom 18-49	Wom 25-54	Men 18-24	Men 18-34	Men 25-34	Men 18-49	Men 25-54	12+ Ovrnite
1 WCDX-F	1 WCDX-F	1 WRVQ-F	1 WTVR-F <	1 WTVR-F >	1 WCDX-F >	1 WCDX-F <	1 WRXL-F	1 WRXL-F <	1 WKLR-F	1 WCDX-F >>
2 WRVQ-F >	1 WRVQ-F	2 WMXB-F <	2 WRVQ-F <	2 WMXB-F <	2 WRXL-F >	2 WRXL-F >	2 WCDX-F	2 WCDX-F <	2 WKJS-F	2 WRVA <
3 WMXB-F	3 WMXB-F	3 WCDX-F	3 WCDX-F <	3 WRVQ-F	3 WRVQ-F	3 WRVQ-F <	3 WKLR-F	3 WKLR-F	2 WRXL-F	3 WKHK-F
4 WTVR-F	4 WTVR-F >	4 WTVR-F >	4 WMXB-F >	4 WRCL-F <	4 WMXB-F	4 WKLR-F <	4 WPLZ-F	4 WRVQ-F <	4 WCDX-F	3 WKJS-F <
4 WRXL-F >	5 WKJS-F	5 WKJS-F >	5 WKJS-F <	5 WCDX-F <	5 WSOJ-F	5 WMXB-F	4 WRVQ-F	5 WKJS-F <	5 WPLZ-F	5 WTVR-F
	6 WRXL-F	6 WKLR-F	6 WRCL-F >	6 WKJS-F >	6 WPLZ-F <	6 WTVR-F	6 WTVR-F	6 WPLZ-F	6 WRCL-F	5 WRVQ-F
	6 WBBT-F	6 WBBT-F	7 WKHK-F <	7 WKHK-F	7 WKJS-F	6 WKJS-F	6 WKJS-F	6 WMXB-F	6 WTVR-F	6 WTVR-F
			7 WPLZ-F <	7 WPLZ-F <	7 WSOJ-F	6 WMXB-F	8 WKHK-F	8 WKHK-F	8 WMXB-F	8 WMXB-F
							8 WTVR-F	8 WTVR-F	8 WRVQ-F	8 WRVQ-F
									8 WKHK-F <	

Other Rated Stations					Other Rated Stations--Outside Market						
			Metro Share	Cume Rating	TSA AQH Cume				Metro Share	Cume Rating	TSA AQH Cume
WCLM	B/O	1450	Highland Springs	0.3	1.1	WAFX-F	CL AOR	106.9	Suffolk	0.3	2.0
WFTH	B/G	1590	Richmond	0.6	2.1	WWUZ-F	CL HITS	96.9	Bowling Green	0.4	1.7
WGCV	B/G	1240	Petersburg	0.9	2.1	WXEZ-F	SAC	94.1	Yorktown	0.3	0.7
WREJ	B/G	1540	Richmond	0.9	2.2						

RICHMOND

Consolidation Report	12+	25-54	Revenue
AMFM (See Notes)	21.6 %	26.0 %	32.0 %
WKHK-FM, WKLR-FM, WMXB-FM, WRCL-FM			
Clear Channel (See Notes)	33.0 %	28.2 %	43.6 %
WRNL-AM, WRVA-AM, WRVQ-FM, WRXL-FM, WTVR-AM, WTVR-FM			
Radio One	26.1 %	27.0 %	22.4 %
WCDX-FM, WDYL-FM, WGCV-AM, WJRV-FM, WKJS-FM, WPLZ-FM, WSOJ-FM			
	80.7 %	81.2 %	98.0 %

AM Stations

Station	Freq	Power	Format	Company	Revenue	Ownership	Market
WRNL	910	5 kw/1.5 kw (DA-N)	Sports	Westwd, CBS, 1/1	\$21.00	Clr Chnl	Clear Channel
WRVA	1140	50 kw (DA-1)	Full Service	ABC	\$80.00	Mc-Guild	Clear Channel
WTVR	1380	5 kw (DA-2)	Standards	Jones	\$<20.00	Clr Chnl	Clear Channel
WXGI	950	5 kw/0.057 kw	Country	Westwd	\$<20.00	---	

FM Stations

Station	Freq	Power	Format	Company	Revenue	Ownership	Market
WBBT	107.3	1.4 kw @ 679	Black Oldies		\$ NA	---	Powhatan
WCDX	92.1	4.5 kw @ 771	Black		\$95.00	Mc-Guild	Mechanicsville
WJRV	105.7	2.3 kw @ 531	Country		\$ NA	Mc-Guild	Radio One
WKHK	95.3	17.5 kw @ 394	Country		\$125.00	Mc-Guild	AMFM
WKJS	104.7	100 kw @ 981	Black AC	ABC	\$ NA	Sentry	Radio One
WKLR	96.5	50 kw @ 492	Classic AOR		\$45.00	Katz	AMFM
WMXB	103.7	20 kw @ 840	AC/CHR	AP	\$81.00	Mc-Guild	AMFM
WPLZ	99.3	6 kw @ 328	Black Oldies		\$46.00	---	Radio One
WRCL	106.5	7.6 kw @ 1234	Oldies		\$ NA	Banner	AMFM
WRVQ	94.5	200 kw @ 350	CHR		\$75.00	Clr Chnl	Clear Channel
WRXL	102.1	20 kw @ 791	AOR		\$73.00	Clr Chnl	Clear Channel
WSOJ	100.3	4.7 kw @ 371	Black	ABC	\$22.00	Sentry	Radio One
WTVR	98.1	50 kw @ 840	Soft AC		\$85.00	Clr Chnl	Clear Channel

Notes: 10/99 AMFM and Clear Channel announced plans to merge. Divestitures will be necessary in the market . . . 10/99 WREJ (1540) sold to 4 M Tidewater (WVNZ 990, WLEE 1320) (price NA)

RIVERSIDE-SAN BERNARDINO

Arbitron Rank 29 Pop (12+): 1,406,100
MSA Rank: 11
MSA Pop: 3,110,000
DMA: Los Angeles (#2)
Average Persons Rating: 15.8
Market TSL in Hours 21.00

Stations 47 / 16
Diaries: 2,368/ 594:1/ 46.9%
Sample Target: 2,420
% Below Line: 52.9
% Not Listed: 11.9
Pop per Station: 87,881

Last Year's Revenue: \$29,300,000
Household Income: \$39,317
Total Retail Sales: \$12.4 Bil.
#1 Biller: KFRG-FF \$11,100,000
#1 Billing Portfolio
 CBS/Infinity \$11,100,000

12+ Metro	Format	Summer 99 1/4 Share	Spg 99	Win 99	Fall 98	Sum 98	4-Book Avg	12+ Metro Cume / Rtg.	Spg 99	Sum 98	12+ TSA AQH / Cume	Revenue Level	
1	KFRG-F	193 / 8.7	8.9	9.5	9.9	9.6	9.3	2437 / 17.3	17.9	19.5		I	KFRG-F
2	KGGI-F	133 / 6.0	5.9	6.1	7.0	5.9	6.2	2482 / 17.7	17.3	18.8		G	KGGI-F
3	KFI	130 / 5.9	5.9	7.3	6.6	6.9	6.4	1832 / 13.0	13.1	13.0			KFI
4	KOLA-F	123 / 5.5	5.2	5.1	4.7	4.6	5.1	1807 / 12.9	13.5	12.9		F	KOLA-F
5	KCAL-F	100 / 4.5	3.1	2.8	3.2	2.8	3.4	1367 / 9.7	9.1	8.0		E	KCAL-F
6	KIIS-F	84 / 3.8	3.3	3.3	3.3	3.9	3.4	1904 / 13.5	12.5	14.4			KIIS-F
7	KLOS-F	73 / 3.3	2.7	3.5	3.0	2.7	3.1	1297 / 9.2	7.9	8.2			KLOS-F
8	KSCA-F	70 / 3.2	2.4	3.1	3.7	3.7	3.1	787 / 5.6	4.4	5.5			KSCA-F
9	KOST-F	60 / 2.7	3.5	2.7	3.1	3.3	3.0	1308 / 9.3	10.5	10.1			KOST-F
10	KLVE-F	59 / 2.7	2.7	1.7	2.8	2.6	2.5	844 / 6.0	5.6	6.1			KLVE-F
10	KKBT-F	59 / 2.7	4.5	3.1	3.1	3.4	3.3	1211 / 8.6	10.3	10.1			KKBT-F
10	KWRP-F	59 / 2.7	3.0	3.0	3.2	2.9	3.0	619 / 4.4	4.3	4.0		C	KWRP-F
13	KCXX-F	56 / 2.5	2.1	2.6	2.4	2.5	2.4	1111 / 7.9	8.8	8.3		D	KCXX-F
14	KROQ-F	55 / 2.5	1.8	1.7	2.5	2.1	2.1	1238 / 8.8	7.7	7.4			KROQ-F
15	KSSE-F	49 / 2.2	2.5	1.8	2.1	2.3	2.2	713 / 5.1	6.9	5.7			KSSE-F
16	KBIG-F	48 / 2.2	1.5	2.2	2.0	1.8	2.0	835 / 5.9	6.2	6.4			KBIG-F
17	KCBS-F	45 / 2.0	2.4	2.4	2.0	2.3	2.2	1161 / 8.3	8.1	7.4			KCBS-F
18	KPWR-F	44 / 2.0	1.8	1.7	2.0	2.0	1.9	1207 / 8.6	7.6	8.1			KPWR-F
19	KLSX-F	40 / 1.8	2.1	1.3	1.2	1.3	1.6	548 / 3.9	4.4	3.2			KLSX-F
19	KTWW-F	40 / 1.8	1.9	1.8	2.5	2.6	2.0	729 / 5.2	5.1	6.6			KTWW-F
21	KNX	36 / 1.6	1.5	1.5	2.1	1.6	1.7	878 / 6.2	7.6	7.1			KNX
22	KYSR-F	35 / 1.6	1.0	1.0	0.9	1.0	1.1	762 / 5.4	4.9	4.3			KYSR-F
23	KRTH-F	31 / 1.4	1.5	1.7	1.7	1.8	1.6	838 / 6.0	5.5	6.6			KRTH-F
24	KCMG-F	28 / 1.3	1.5	1.3	1.3	1.6	1.3	726 / 5.2	5.3	5.2			KCMG-F
25	KXSB-F	27 / 1.2	1.2	1.1	0.7	1.0	1.1	406 / 2.9	2.7	2.7		B*	KXSB-F

12+ FM Share (Metro): 84.86% (1648 of 1942) (Summer 98: 83.81%)

Teens	18-34	18-49	25-49	25-54	35+	12+ AMD	12+ Mid	12+ PMD	12+ Eve	12+ Wknd
1 KGGI-F >	1 KGGI-F <	1 KCAL-F <	1 KFRG-F <	1 KFRG-F <	1 KFRG-F	1 KFRG-F >	1 KFRG-F <	1 KFRG-F	1 KGGI-F >	1 KFRG-F
2 KIIS-F >	2 KCAL-F >	2 KFRG-F <	2 KCAL-F <	2 KOLA-F <	2 KFI <	2 KFI	2 KOLA-F <	2 KGBT-F <	2 KGGI-F	2 KGGI-F
3 KGBT-F	3 KFRG-F	3 KGGI-F	3 KOLA-F <	3 KCAL-F <	3 KOLA-F >	3 KLOS-F <	3 KOLA-F	3 KGGI-F	2 KIIS-F <	3 KOLA-F
4 KCXX-F	3 KROQ-F <	4 KOLA-F <	4 KLOS-F	4 KLOS-F	4 KWRP-F	4 KOLA-F <	4 KGGI-F <	4 KCAL-F	4 KCXX-F <	4 KCAL-F <
5 KPWR-F >	5 KSCA-F <	5 KLOS-F	5 KGGI-F <	5 KFI <	5 KOST-F	5 KSCA-F <	5 KCAL-F >	5 KIIS-F <	5 KFRG-F	5 KIIS-F
	6 KKBT-F <	6 KSCA-F	6 KGGI-F <	6 KSCA-F	5 KLOS-F	6 KGGI-F	6 KWRP-F <	6 KFI <	6 KROQ-F <	6 KFI
	7 KSSE-F <	7 KIIS-F <	7 KFI	7 KSCA-F	7 KCAL-F	7 KCAL-F	7 KOST-F	7 KLOS-F	7 KPWR-F	7 KWRP-F <
	8 KIIS-F	8 KROQ-F <	8 KLSX-F <	8 KOST-F	7 KTWW-F	8 KIIS-F	7 KIIS-F	8 KCXX-F	8 KFI <	8 KKBT-F <
	8 KLOS-F <	9 KFI <	9 KLVE-F <	8 KCBS-F <	9 KGGI-F <	9 KLSX-F	7 KBIG-F	8 KKBT-F <	9 KOLA-F <	9 KCXX-F <
	10 KPWR-F <	10 KKBT-F	10 KCBS-F <	10 KLSX-F	10 KLVE-F	10 KROQ-F <	10 KLOS-F	10 KLVE-F	10 KLVE-F <	10 KSCA-F <
		10 KCXX-F <		10 KLVE-F <			10 KLVE-F <	10 KROQ-F		

Wom 18-24	Wom 18-34	Wom 25-34	Wom 18-49	Wom 25-54	Men 18-24	Men 18-34	Men 25-34	Men 18-49	Men 25-54	12+ Ovrite
1 KGGI-F >	1 KGGI-F >	1 KGGI-F	1 KFRG-F <	1 KFRG-F	1 KPWR-F	1 KCAL-F >	1 KCAL-F	1 KCAL-F	1 KCAL-F <	1 KFI
2 KIIS-F	2 KFRG-F <	2 KFRG-F	2 KGGI-F >	2 KOLA-F	2 KCAL-F	2 KSCA-F	2 KLOS-F <	2 KLOS-F	2 KLOS-F	2 KFRG-F >
3 KFRG-F	3 KSSE-F <	3 KSSE-F	3 KIIS-F	3 KGGI-F	3 KGGI-F	2 KLOS-F <	3 KSCA-F	3 KSCA-F	3 KOLA-F	3 KCAL-F <
3 KSSE-F >	4 KIIS-F	3 KBIG-F	3 KOLA-F <	4 KOST-F	4 KGBT-F	4 KROQ-F <	4 KLSX-F <	4 KOLA-F	4 KFRG-F <	4 KSCA-F <
5 KCXX-F	5 KBIG-F	3 KLVE-F	5 KOST-F	5 KBIG-F	5 KROQ-F	5 KPWR-F <	5 KROQ-F	4 KFRG-F <	5 KSCA-F	5 KOST-F
5 KKBT-F	6 KBIG-F	6 KCAL-F	6 KBIG-F <	6 KFI <	6 KCXX-F >	6 KGGI-F <	6 KFRG-F <	6 KGGI-F	6 KFI <	5 KGGI-F
7 KROQ-F	5 KROQ-F <	6 KSCA-F	7 KSSE-F	7 KIIS-F	7 KIIS-F	7 KKBT-F	7 KFI <	6 KLSX-F	7 KLSX-F	7 KLSX-F
8 KCAL-F	8 KCAL-F	6 KROQ-F	8 KLVE-F <	8 KLVE-F	7 KSSE-F	8 KLSX-F	8 KGGI-F	8 KROQ-F <	8 KCBS-F	8 KCBS-F
8 KPWR-F	8 KCXX-F	9 KGBT-F	9 KCAL-F <	9 KSSE-F	9 KSCA-F	9 KFRG-F <	9 KFRG-F	9 KFI	9 KGBT-F	9 KGGI-F
8 KOST-F	8 KLVE-F		10 KKBT-F	9 KTWW-F	9 KLOS-F	10 KCXX-F	10 KYSR-F		10 KROQ-F	
			10 KSCA-F <	9 KSCA-F <						

RIVERSIDE-SAN BERNARDINO

Other Rated Stations				Metro Share	Cume Rating	TSA AQH Cume	Consolidation Report			12+	25-54	Revenue
KATY-F	AC	101.3	Idyllwild	0.6	1.9		CBS/Infinity		8.7 %	7.4 %	37.9 %	
KCAL	SP	1410	Redlands	0.5	1.3		KFRG-FM, KXFG-FM					
KDIF	SP-C	1440	Riverside	0.7	1.6		Clear Channel		0.7 %	0.7 %	1.7 %	
KELT-F	SAC	92.7	Riverside	0.9	2.6		KCKC-AM, KDIF-AM					
KKDD	KIDS	1290	San Bernardino	0.4	1.3		EXCL		0.9 %	0.7 %	2.7 %	
KPRO	REL	1570	Riverside	0.4	0.5		KCAL-AM, KSZZ-AM					
KSZZ	SP	590	San Bernardino	0.5	0.7		SBR		10.0 %	12.6 %	24.6 %	
KXRS-F	SP-C	105.7	Hemet	0.5	1.0		KCAL-FM, KOLA-FM					
Other Rated Stations--Outside Market				Metro Share	Cume Rating	TSA AQH Cume			20.3 %	21.4 %	66.9 %	
KABC	T	790	Los Angeles	0.9	2.6							
KBRT	REL	740	Avalon	0.5	1.2							
KKGO-F	CL	105.1	Los Angeles	0.8	2.1							
KLAC	ST	570	Los Angeles	0.9	2.2							
KLAX-F	SP-R	97.9	E. Los Angeles	0.5	1.7							
KLTH-AA	REL	1240	San Bernardino	0.4	1.2							
KLYY-F	AOR-NR	107.1	Arcadia	0.7	3.0							
KRTO-F	B/O	98.3	West Covina	0.9	2.3							
KTNQ	SP-NT	1020	Los Angeles	0.6	1.0							
KWVE-F	REL	107.9	San Clemente	0.4	2.1							
KZLA-F	C	93.9	Los Angeles	0.9	3.1							
XTRA	SPRTS	690	Los Angeles	0.6	2.0							

FM Stations

KCAL	96.7	1.75 kw @ 376	AOR	\$81.00	D&R	SBR	Redlands
KCXX	103.9	0.19 kw @ 1751	Progressive AOR	\$ NA	Mc-Guild	All-Pro	Lake Arrowhead
KFRG	95.1	50 kw @ 490	Country	\$175.00	Allied	CBS/Infinity	
KGGI	99.1	2.5 kw @ 1844	CHR/Urban	\$102.00	Sentry	AMFM	
KOLA	99.9	29.5 kw @ 1663	Oldies	\$85.00	D&R	SBR	
KWRP	96.1	0.25 kw @ 1565	Standards	USA, JRN	\$35.00	---	San Jacinto
KXSB	101.7	0.27 kw @ 1414	Simul. KXRS-F				Big Bear Lake

Notes: Other ranked stations -- See Los Angeles . . . * KXSB-F revenue level includes revenue of KXRS-F . . . 10/99 AMFM (KKDD 1290/KGGI 99.1) and Clear Channel announced plans to merge. Some divestitures may be necessary

ROCHESTER, NY

Arbitron Rank 50	Pop (12+) 898,800	Stations 26 / 20	Last Year's Revenue: \$36,900,000
MSA Rank: 52		Diaries: 2,237 / 402:1 / 56.4%	Household Income: \$48,538
MSA Pop: 1,090,000		Sample Target: 2,200	Total Retail Sales: \$10.1 Bil.
DMA: 77		% Below Line: 3.4	#1 Biller: WHAM \$6,000,000
Average Persons Rating: 14.6		% Not Listed: 18.0	#1 Billing Portfolio
Market TSL in Hours 19.25		Pop per Station: 44,940	CBS/Infinity \$15,100,000

12+ Metro	Format	Summer 99 1/4 Share	Spg 99	Win 99	Fall 98	Sum 98	4-Book Avg	12+ Metro Cume / Rtg.	Spg 99	Sum 98	12+ TSA AQH / Cume	Revenue Level
1	WHAM	135 / 10.3	10.5	12.8	13.1	10.8	11.7	1971 / 21.9	24.2	24.0		G WHAM
2	WBEE-F	93 / 7.1	8.5	9.4	12.0	11.3	9.2	1522 / 16.9	17.6	18.9		G WBEE-F
3	WRMM-F	89 / 6.8	6.8	6.5	7.3	7.4	6.8	1452 / 16.2	17.0	18.5		F WRMM-F
3	WPXY-F	89 / 6.8	5.6	5.0	4.5	5.2	5.5	1845 / 20.5	20.1	21.3		F WPXY-F
5	WDKX-F	85 / 6.5	6.6	5.8	6.0	6.9	6.2	899 / 10.0	9.9	10.9		C WDKX-F
6	WCMF-F	84 / 6.4	5.5	5.6	5.7	5.3	5.8	1412 / 15.7	15.4	14.5		G WCMF-F
7	WVOR-F	75 / 5.7	6.4	5.9	5.2	5.1	5.8	1256 / 14.0	16.4	14.2		D WVOR-F
8	WBBF-F	68 / 5.2	5.3	4.8	4.6	5.4	5.0	1362 / 15.2	15.8	15.4		C WBBF-F
9	WNVE-F	63 / 4.8	4.8	5.1	3.9	3.8	4.7	1287 / 14.3	14.7	13.7		D WNVE-F
10	WKGS-F	49 / 3.7	2.5	0.9	1.3	1.3	2.1	1021 / 11.4	9.0	5.0		B WKGS-F
11	WZNE-F	45 / 3.4	2.7	3.8	3.3	3.7	3.3	1133 / 12.6	12.7	13.7		C WZNE-F
12	WEZO	42 / 3.2	3.4	2.6	2.5	2.7	2.9	512 / 5.7	6.9	5.9		A WEZO
13	WQRV-F	31 / 2.4	2.3	1.3	2.5	2.3	2.1	743 / 8.3	8.8	8.3		B WQRV-F
14	WLCL-F	22 / 1.7	1.2	2.7	2.7	2.1	2.1	555 / 6.2	5.4	8.4		B WLCL-F
15	WJZR-F	17 / 1.3	1.5	1.7	1.4	1.4	1.5	357 / 4.0	4.0	3.5		A WJZR-F
16	WHTK	16 / 1.2	1.3	1.6	1.5	1.7	1.4	409 / 4.5	4.3	4.3		A WHTK

12+ FM Share (Metro): 81.21% (873 of 1075) (Summer 98: 80.72%)

Teens	18-34	18-49	25-49	25-54	35+	12+ AMD	12+ Mid	12+ PMD	12+ Eve	12+ Wknd
1 WPXY-F <	1 WNVE-F <	1 WCMF-F <	1 WCMF-F	1 WCMF-F	1 WHAM >	1 WHAM >	1 WHAM	1 WHAM	1 WDKX-F	1 WDKX-F
2 WKGS-F	2 WCMF-F <	2 WPXY-F <	2 WVOR-F <	2 WBEE-F <	2 WBEE-F <	2 WCMF-F	2 WRMM-F	2 WBEE-F	2 WHAM >	2 WHAM <
3 WDKX-F >	3 WPXY-F <	3 WVOR-F <	3 WBEE-F <	3 WVOR-F	3 WRMM-F	3 WBEE-F <	3 WPXY-F <	2 WPXY-F <	3 WBEE-F <	3 WBEE-F
4 WNVE-F >>>	4 WDKX-F <	4 WBEE-F <	4 WPXY-F <	4 WRMM-F <	4 WBBF-F <	4 WRMM-F <	4 WVOR-F <	4 WRMM-F <	4 WCMF-F <	4 WPXY-F
	5 WVOR-F	5 WDKX-F	5 WDKX-F <	5 WPXY-F <	5 WCMF-F	5 WNVE-F <	5 WBEE-F <	5 WCMF-F <	5 WKGS-F <	5 WRMM-F <
	6 WKGS-F	6 WNVE-F	6 WHAM <	6 WHAM <	6 WVOR-F <	6 WPXY-F <	6 WBBF-F <	6 WDKX-F	6 WPXY-F <	6 WBBF-F <
	7 WBEE-F	7 WRMM-F <	7 WRMM-F	7 WDKX-F	7 WEZO <	7 WDKX-F <	7 WCMF-F	6 WVOR-F <	7 WRMM-F	7 WVOR-F <
	8 WRMM-F	8 WHAM	8 WBBF-F <	8 WBBF-F	8 WDKX-F	8 WVOR-F	8 WNVE-F <	8 WBBF-F	8 WNVE-F <	8 WCMF-F <
	9 WZNE-F <	8 WBBF-F	9 WNVE-F	9 WZNE-F <	8 WPXY-F >	9 WBBF-F	9 WEZO <	9 WNVE-F <	9 WVOR-F <	9 WNVE-F
		10 WZNE-F	9 WZNE-F >	10 WNVE-F >	10 WZNE-F		10 WDKX-F	10 WZNE-F <	10 WBBF-F <	9 WKGS-F
								10 WZNE-F <		

Wom 18-24	Wom 18-34	Wom 25-34	Wom 18-49	Wom 25-54	Men 18-24	Men 18-34	Men 25-34	Men 18-49	Men 25-54	12+ Ovrnite
1 WPXY-F	1 WVOR-F	1 WVOR-F >	1 WPXY-F	1 WPXY-F <	1 WKGS-F	1 WNVE-F	1 WCMF-F	1 WCMF-F	1 WCMF-F >	1 WHAM
2 WDKX-F	2 WPXY-F	2 WBEE-F	2 WVOR-F	2 WVOR-F <	1 WNVE-F >	2 WCMF-F >	2 WNVE-F >	2 WNVE-F	2 WBEE-F	2 WDKX-F <
3 WVOR-F	3 WDKX-F	2 WRMM-F	3 WDKX-F <	3 WRMM-F	3 WPXY-F	3 WKGS-F	3 WDKX-F	3 WBEE-F <	2 WHAM	3 WBEE-F
4 WRMM-F	4 WRMM-F	2 WPXY-F	4 WRMM-F <	4 WBEE-F	4 WCMF-F >	4 WDKX-F <	4 WHAM	4 WHAM	4 WNVE-F	4 WPXY-F
4 WBBF-F	5 WBEE-F	5 WDKX-F	5 WBEE-F	5 WDKX-F	5 WQRV-F	5 WPXY-F	5 WBEE-F	5 WVOR-F <	5 WVOR-F <	5 WVOR-F
6 WNVE-F	6 WKGS-F	6 WCMF-F	6 WBBF-F <	6 WCMF-F <	5 WBBF-F	6 WBEE-F	6 WZNE-F	6 WDKX-F	6 WDKX-F	6 WDKX-F
6 WKGS-F	7 WZNE-F	7 WKGS-F	7 WCMF-F <	7 WBBF-F <	7 WDKX-F	6 WHAM	6 WVOR-F	7 WPXY-F	6 WBBF-F	6 WBBF-F
	8 WNVE-F	8 WHAM	8 WZNE-F	8 WHAM <	7 WHTK	8 WVOR-F		7 WBBF-F <	8 WRMM-F <	8 WRMM-F <
	8 WCMF-F	8 WZNE-F >>	9 WHAM <	9 WZNE-F >	7 WVOR-F	9 WZNE-F		9 WZNE-F <	9 WZNE-F	9 WZNE-F
					7 WBEE-F >	9 WBBF-F		10 WQRV-F <	10 WQRV-F <	
						9 WQRV-F				

Other Rated Stations				Metro Share	Cume Rating	TSA AQH Cume	Other Rated Stations--Outside Market				Metro Share	Cume Rating	TSA AQH Cume
WBTA	SAC	1490	Batavia	0.7	1.3		CFMX-F	CL	103.1	Coburg, ON	0.5	1.7	
WISY-F	SAC	102.3	Canadaigua	0.5	2.3		WBLK-F	B	93.7	Depew	0.5	1.1	
WNNR-F	CL AOR	103.5	Sodus	0.4	1.7		WKSE-F	CHR	98.5	Niagara Falls	0.5	1.5	
WZXY-F	REL	99.7	Palmyra	0.5	2.0		WMJQ-F	AC/CHR	102.5	Buffalo	0.7	1.6	
							WNUC-F	C	107.7	Wethersfield	0.8	3.8	
							WWHT-F	CHR	107.9	Syracuse	0.4	1.5	

ROCHESTER, NY

Consolidation Report	12+	25-54	Revenue
CBS/Infinity WCMF-FM, WPXY-FM, WRMM-FM, WZNE-FM	23.4 %	28.4 %	40.9 %
Clear Channel WHAM-AM, WHTK-AM, WISY-FM, WKGS-FM, WLCL-FM, WNVE-FM, WVOR-FM	27.9 %	25.7 %	31.7 %
Entercom WBBF-FM, WBEE-FM, WEZO-FM, WQRV-FM	14.7 %	17.0 %	21.4 %
	66.0 %	71.1 %	94.0 %

AM Stations

Station	Freq	Power	Format	Advertiser	Agency	Buyer	Station
WEZO	950	1 kw (DA-2)	Standards	CNN	\$25.00	Katz	Entercom
WHAM	1180	50 kw	Full Service	CBS, Talknt, ABC	\$79.00	Eastman	Clear Channel
WHTK	1280	5 kw (DA-N)	Sports	CNN, ESPN	\$ NA	Eastman	Clear Channel

FM Stations

Station	Freq	Power	Format	Advertiser	Agency	Buyer	Station
WBBF	98.9	37 kw @ 564	Oldies	Westwd	\$52.00	Katz	Entercom
WBEE	92.5	50 kw @ 500	Country	Westwd	\$92.00	Katz	Entercom
WCMF	96.5	50 kw @ 450	AOR		\$109.00	Sentry	CBS/Infinity
WDKX	103.9	0.8 kw @ 540	Black		\$34.00	Allied	
WJZR	105.9	3 kw @ 180	Jazz	AP	\$<20.00	---	
WKGS	106.7	3.5 kw @ 266	Dance CHR		\$ NA	Eastman	Clear Channel
WLCL	107.3	0.65 kw @ 994	Black Oldies		\$<20.00	Eastman	Clear Channel
WNVE	95.1	50 kw @ 417	New Rock		\$45.00	Eastman	Clear Channel
WPXY	97.9	50 kw @ 400	CHR		\$78.00	Eastman	CBS/Infinity
WQRV	93.3	4 kw @ 390	Classic AOR	Westwd	\$<20.00	Katz	Entercom
WRMM	101.3	27 kw @ 640	Soft AC		\$82.00	Allied	CBS/Infinity
WVOR	100.5	50 kw @ 480	AC		\$46.00	Eastman	Clear Channel
WZNE	94.1	3.1 kw @ 328	Modern AC		\$ NA	---	CBS/Infinity

Notes: 10/99 WYSL (1040; Avon) changed from News/Talk to News . . . 11/99 WNNR-F (103.5; Sodus) changed from Classic AOR to Country

SACRAMENTO

Arbitron Rank 28 Pop (12+) 1,412,500
MSA Rank: 34
MSA Pop: 1,730,000
DMA: 20 (w/Stockton, Modesto)
Average Persons Rating: 15.1
Market TSL in Hours 20.50

Stations 31 / 24
Diaries: 3,062 / 461:1 / 51.7%
Sample Target: 2,790
% Below Line: 3.9
% Not Listed: 16.2
Pop per Station: 58,854

Last Year's Revenue: \$81,800,000
Household Income: \$45,424
Total Retail Sales: \$16.0 Bil.
#1 Biller: KFBK \$12,304,000
#1 Billing Portfolio
 CBS/Infinity \$30,740,000

12+ Metro	Format	Summer 99 1/4 Share	Spg 99	Win 99	Fall 98	Sum 98	4-Book Avg	12+ Metro Cume / Rtg.	Spg 99	Sum 98	12+ TSA AQH / Cume	Revenue Level	
1	KFBK	N/T	199 / 9.3	8.1	10.1	10.3	10.0	9.5	2770 / 19.6	18.8	18.4	I	KFBK
2	KNCI-F	C	124 / 5.8	5.2	4.8	5.8	5.0	5.4	1579 / 11.2	11.7	11.0	H	KNCI-F
3	KDND-F	CHR	117 / 5.5	4.8	4.2	4.4	3.8	4.7	2421 / 17.1	16.5	14.3	E	KDND-F
4	KSEG-F	CL AOR	115 / 5.4	4.8	4.6	4.9	3.8	4.9	2038 / 14.4	12.4	11.4	F	KSEG-F
5	KSSJ-F	J	101 / 4.7	5.1	4.6	4.0	3.7	4.6	1380 / 9.8	8.9	8.2	D	KSSJ-F
6	KRXQ-F	AOR	94 / 4.4	5.1	4.6	4.0	5.1	4.5	1752 / 12.4	11.4	11.8	F	KRXQ-F
7	KBMB-F	CHR/U	92 / 4.3	4.6	3.8	3.8	3.7	4.1	1562 / 11.1	11.3	9.6	B	KBMB-F
8	KYMX-F	SAC	87 / 4.1	4.7	4.0	4.3	4.1	4.3	1691 / 12.0	13.0	12.0	F	KYMX-F
9	KZZO-F	AC-NR	86 / 4.0	3.6	4.3	4.6	6.4	4.1	2050 / 14.5	14.0	20.5	H	KZZO-F
9	KCTC	ST	86 / 4.0	3.9	3.8	4.3	3.5	4.0	1138 / 8.1	7.8	7.5	B	KCTC
11	KWOD-F	AOR-NR	84 / 3.9	3.1	2.8	3.4	4.3	3.3	1959 / 13.9	12.5	15.3	E	KWOD-F
12	KSFM-F	CHR/U	76 / 3.6	5.0	5.6	5.6	6.3	4.9	2250 / 15.9	17.9	19.1	G	KSFM-F
13	KHYL-F	B/O	73 / 3.4	3.6	4.0	4.0	4.1	3.8	1508 / 10.7	11.8	12.9	F	KHYL-F
14	KHTK	SPRTS	62 / 2.9	3.6	3.4	3.2	3.6	3.3	842 / 6.0	8.8	7.7	D	KHTK
14	KGBY-F	AC	62 / 2.9	3.9	3.3	4.0	4.5	3.5	1385 / 9.8	10.5	12.5	H	KGBY-F
16	KXOA-F	CL HITS	59 / 2.8	2.5	3.5	2.4	2.6	2.8	1056 / 7.5	7.0	6.1	D	KXOA-F
17	KSTE	T	57 / 2.7	2.5	2.5	3.3	3.2	2.7	1054 / 7.5	7.5	8.1	D	KSTE
18	KHZZ-F	B/O	48 / 2.2	2.9	2.2	2.5	1.1	2.5	812 / 5.7	6.4	3.7	B	KHZZ-F
19	KNBR	SPRTS	34 / 1.6	1.3	0.7	0.7	1.1	1.1	646 / 4.6	4.4	4.3	B	KNBR
20	KRAK	C/O	21 / 1.0	0.6	0.8	0.8	0.9	0.8	371 / 2.6	1.9	2.8		KRAK

12+ FM Share (Metro): 71.55% (1280 of 1789) (Summer 98: 70.84%)

Teens	18-34	18-49	25-49	25-54	35+	12+ AMD	12+ Mid	12+ PMD	12+ Eve	12+ Wknd	
1	KDND-F	1 KRXQ-F	1 KSEG-F	1 KSEG-F	1 KSEG-F	1 KFBK >>	1 KFBK >>	1 KFBK >>	1 KFBK	1 KBMB-F <	1 KDND-F <
2	KBMB-F	2 KWOD-F <	2 KRXQ-F <	2 KNCI-F <	2 KFBK <	2 KNCI-F <	2 KNCI-F <	2 KNCI-F <	2 KDND-F	2 KDND-F	2 KNCI-F <
3	KSFM-F	3 KDND-F	3 KDND-F <	3 KRXQ-F <	3 KNCI-F <	3 KSSJ-F	2 KSEG-F	3 KSEG-F <	2 KNCI-F	3 KRXQ-F	3 KSSJ-F
4	KWOD-F >	4 KBMB-F	4 KNCI-F <	4 KZZO-F <	4 KSSJ-F	3 KCTC	4 KDND-F <	4 KSSJ-F <	2 KSEG-F	4 KNCI-F	4 KSEG-F
5	KSFM-F	5 KZZO-F	5 KSSJ-F <	5 KRXQ-F <	5 KSEG-F	5 KGBY-F <	5 KGBY-F <	5 KCTC <	5 KRXQ-F <	5 KWOD-F <	4 KBMB-F <
5	KSEG-F	6 KWOD-F <	6 KFBK	6 KZZO-F <	6 KYMX-F <	6 KRXQ-F	6 KDND-F	6 KSSJ-F <	6 KFBK	6 KFBK	6 KFBK
5	KZZO-F <	7 KSSJ-F <	7 KDND-F <	7 KYMX-F <	7 KSTE <	7 KSSJ-F	6 KZZO-F <	7 KZZO-F <	7 KZZO-F <	6 KYMX-F <	7 KCTC
8	KNCI-F	8 KBMB-F <	8 KYMX-F <	8 KHYL-F <	8 KHYL-F	7 KYMX-F	8 KHTK <	8 KHTK <	8 KSEG-F <	7 KRXQ-F	7 KSFM-F <
9	KYMX-F <	9 KFBK <	9 KHYL-F	9 KDND-F <	9 KXOA-F <	7 KWOD-F	9 KYMX-F <	9 KBMB-F <	9 KSFM-F <	9 KSFM-F <	7 KRXQ-F <
10	KHTK	10 KYMX-F <	10 KGBY-F	10 KHTK	10 KHTK	7 KZZO-F	10 KRXQ-F <	10 KWOD-F <	10 KSSJ-F	10 KWOD-F <	10 KSSJ-F
			10 KHTK <	10 KGBY-F <		7 KBMB-F <					

Wom 18-24	Wom 18-34	Wom 25-34	Wom 18-49	Wom 25-54	Men 18-24	Men 18-34	Men 25-34	Men 18-49	Men 25-54	12+ Ovrnite	
1	KDND-F	1 KNCI-F <	1 KDND-F	1 KNCI-F <	1 KRXQ-F	1 KRXQ-F >	1 KRXQ-F	1 KSEG-F	1 KSEG-F >	1 KFBK >	
2	KWOD-F <	2 KDND-F <	2 KNCI-F <	2 KSSJ-F	2 KWOD-F	2 KWOD-F <	2 KSEG-F	2 KRXQ-F	2 KRXQ-F	2 KDND-F	
3	KBMB-F >	2 KZZO-F <	3 KZZO-F <	3 KYMX-F <	3 KSFM-F	3 KSEG-F	3 KHTK	3 KHTK	3 KFBK	2 KBMB-F	
4	KSFM-F	4 KBMB-F	4 KYMX-F	4 KSSJ-F <	4 KGBY-F <	3 KBMB-F >	4 KHTK	4 KWOD-F >	4 KFBK <	3 KHTK >	4 KSTE
5	KZZO-F	4 KWOD-F	5 KGBY-F <	5 KYMX-F	5 KDND-F	5 KZZO-F	5 KBMB-F	5 KBMB-F <	5 KWOD-F	5 KNCI-F <	4 KRXQ-F
6	KNCI-F	6 KSFM-F	6 KSFM-F <	6 KGBY-F <	5 KZZO-F	5 KSEG-F	6 KSFM-F	6 KHYL-F	6 KZZO-F <	6 KSSJ-F <	
7	KZSA-F	6 KYMX-F	7 KHZZ-F	7 KHYL-F	7 KFBK	7 KDND-F	7 KDND-F	7 KSFM-F	7 KBMB-F <	7 KWOD-F	
8	KGBY-F	8 KBMB-F	7 KBMB-F	7 KHYL-F	7 KHTK	7 KHYL-F	7 KNCI-F	8 KNCI-F	7 KZZO-F <	7 KZZO-F <	
8	KHZZ-F <	8 KSSJ-F	9 KSEG-F	9 KXOA-F <		7 KZZO-F	9 KDND-F	9 KSFM-F <	10 KHYL-F	10 KHYL-F	
		8 KWOD-F	10 KSFM-F	10 KSEG-F				10 KHYL-F	10 KYMX-F	10 KYMX-F	
			10 KWOD-F <					10 KSSJ-F <	10 KBMB-F	10 KBMB-F	

Other Rated Stations				Metro Share	Cume Rating	TSA AQH Cume	Other Rated Stations--Outside Market				Metro Share	Cume Rating	TSA AQH Cume
KNCO	N/T	830	Grass Valley	0.5	1.3		KFRC-AF	O	610	San Francisco	0.4	1.4	
KRCX-F	SP-R	99.9	Marysville	0.6	1.6		KGO	T	810	San Francisco	0.7	3.2	
KRRE-F	SP-C	101.9	Shingle Springs	0.6	2.0		KOIT-AF	SAC	96.5	San Francisco	0.5	1.0	
KTTA-F	SP-R	97.9	Esparto	0.7	1.4		KSFO	T	560	San Francisco	0.8	1.5	
KZSA-F	SP-C	92.1	Placerville	0.5	1.1								

SACRAMENTO

Consolidation Report	12+	25-54	Revenue
AMFM (Pend. to Clear Channel) KFBK-AM, KGBY-FM, KHYL-FM, KSTE-AM	18.3 %	17.5 %	32.1 %
CBS/Infinity KHTK-AM, KNCI-FM, KRAK-AM, KSFM-FM, KXOA-FM, KYMX-FM, KZZO-FM	24.2 %	27.6 %	37.6 %
Entercom KCTC-AM, KDND-FM, KRXQ-FM, KSEG-FM, KSSJ-FM	24.0 %	24.6 %	18.1 %
EXCL KRCX-FM, KRRE-FM	1.2 %	1.0 %	2.7 %
Z-Spanish KHZZ-FM, KSQR-AM, KZSA-FM	2.7 %	3.0 %	1.3 %
	70.4 %	73.7 %	91.8 %

AM Stations

Station	Power	Frequency	Format	Company	Advertiser	Agency	Product	Location
KCTC	1320	5 kw (DA-2)	Standards	Westwd, ABC	\$29.00	D&R	Entercom	
KFBK	1530	50 kw (DA-2)	News/Talk	ABC, CNN	\$180.00	Sentry	AMFM	
KHTK	1140	50 kw (DA-2)	Sports	CBS, 1-on-1, ESPN	\$30.00	Katz	CBS/Infinity	
KRAK	1470	5 kw/1 kw (DA-2)	Classic Country		\$ NA	Katz	CBS/Infinity	
KSTE	650	21.4 kw/0.92 kw (DA-2)	Talk	ABC, Westwd	\$40.00	Christal	AMFM	Rancho Cordova

FM Stations

Station	Power	Frequency	Format	Company	Advertiser	Agency	Product	Location
KBMB	103.5	3 kw @ 295	CHR/Urban	ABC	\$ NA	Allied		
KDND	107.9	50 kw @ 404	CHR		\$100.00	D&R	Entercom	
KGBY	92.5	50 kw @ 450	AC	AMFM	\$145.00	Sentry	AMFM	
KHYL	101.1	36.3 kw @ 577	Black Oldies	AMFM	\$106.00	Sentry	AMFM	Auburn
KHZZ	104.3	2.95 kw @ 463	Black Oldies	Jones	\$ NA	Allied	Z-Spanish	Davis
KNCI	105.1	50 kw @ 500	Country	CBS	\$95.00	Katz	CBS/Infinity	
KRXQ	98.5	50 kw @ 500	AOR		\$85.00	D&R	Entercom	Roseville
KSEG	96.9	50 kw @ 500	Classic AOR		\$99.00	D&R	Entercom	
KSFM	102.5	50 kw @ 500	CHR/Urban	Westwd	\$147.00	Eastman	CBS/Infinity	Woodland
KSSJ	94.7	25 kw @ 325	Jazz		\$45.00	D&R	Entercom	Fair Oaks
KWOD	106.5	50 kw @ 410	AOR-New Rock	CBS, ABC	\$70.00	D&R		
KXOA	93.7	25 kw @ 328	Classic Hits		\$ NA	Katz	CBS/Infinity	Roseville
KYMX	96.1	50 kw @ 476	Soft AC		\$76.00	Eastman	CBS/Infinity	
KZZO	100.5	115 kw @ 328	Modern AC		\$80.00	Eastman	CBS/Infinity	

Notes: 9/99 KLNA-F (105.5; Dunnagin) changed from Hispanic-Regional to Dance CHR (CHR/U) as "Power 105.5"; former simulcast partner, KTTA-F (97.9; Esparto), remains Hispanic-Regional

SAGINAW-BAY CITY-MIDLAND

Arbitron Rank 124 **Pop (12+)** 330,400
MSA Rank: 125
MSA Pop: 402,000
DMA: 64 (w/Flint)
Average Persons Rating: 15.6
Market TSL in Hours 21.00

Stations 25 / 17
Diaries: 979 / 337:1 / 56.2%
Sample Target: 950
% Below Line: 5.4
% Not Listed: 12.2
Pop per Station: 19,435

Last Year's Revenue: \$17,300,000
Household Income: \$41,456
Total Retail Sales: \$4.3 Bil.
#1 Biller: WKQC-F \$3,100,000
#1 Billing Portfolio
 Citadel \$8,240,000

12+ Metro	Format	Summer 99 1/4 Share	Spg 99	Win 99	Fall 98	Sum 98	4-Book Avg	12+ Metro Cume / Rtg.	Spg 99	Sum 98	12+ TSA AQH / Cume	Revenue Level
1	WKQC-F	67 / 13.0	13.3	10.0	12.7	11.1	12.3	836 / 25.3	24.5	25.9	E	WKQC-F
2	WIOG-F	51 / 9.9	6.3	7.5	7.7	7.9	7.9	867 / 26.2	21.2	21.3	D	WIOG-F
3	WKQZ-F	50 / 9.7	9.4	7.3	8.2	9.0	8.7	693 / 21.0	21.3	17.8	D	WKQZ-F
4	WHNN-F	42 / 8.2	9.8	8.6	9.3	9.2	9.0	599 / 18.1	19.7	21.7	D	WHNN-F
5	WSGW	40 / 7.8	10.2	10.0	8.8	8.2	9.2	498 / 15.1	19.2	18.7	C	WSGW
6	WTCF-F	34 / 6.6	6.1	6.5	7.1	8.0	6.6	713 / 21.6	21.2	21.3	C	WTCF-F
7	WGER-F	28 / 5.4	5.5	4.8	6.2	5.0	5.5	427 / 12.9	12.6	12.5	C	WGER-F
8	WTLZ-F	26 / 5.0	4.3	6.1	4.9	5.0	5.1	300 / 9.1	9.7	12.5	B	WTLZ-F
9	WCEN-F	22 / 4.3	3.5	2.9	4.7	4.2	3.8	317 / 9.6	10.1	9.6	C	WCEN-F
10	WSAM	19 / 3.7	3.7	4.8	4.3	3.8	4.1	298 / 9.0	8.2	8.2	A	WSAM
11	WEEG-F	16 / 3.1	2.7	3.4	3.5	1.7	3.2	321 / 9.7	9.3	5.5	A	WEEG-F
12	WILZ-F	15 / 2.9	4.1	3.4	2.4	3.1	3.2	340 / 10.3	11.7	9.1	B	WILZ-F

12+ FM Share (Metro): 82.96% (375 of 452) (Summer 98: 81.52%)

Teens	18-34	18-49	25-49	25-54	35+	12+ AMD	12+ Mid	12+ PMD	12+ Eve	12+ Wknd
1 WTCF-F >	1 WKQZ-F >>	1 WKQZ-F <	1 WKQC-F <	1 WKQC-F	1 WKQC-F >	1 WKQC-F	1 WKQC-F	1 WKQC-F	1 WKQC-F	1 WKQC-F
2 WIOG-F	2 WIOG-F <	2 WKQC-F <	2 WKQC-F <	2 WKQC-F <	2 WSGW <	2 WSGW <	2 WIOG-F	2 WKQC-F <	2 WKQC-F <	2 WIOG-F
3 WKQZ-F	3 WTCF-F <	3 WIOG-F >	3 WIOG-F >	3 WHNN-F <	3 WHNN-F	3 WKQZ-F <	3 WSGW <	3 WIOG-F	3 WTCF-F	3 WKQZ-F
4 WTLZ-F >>>	4 WKQC-F >	4 WHNN-F <	4 WHNN-F	4 WIOG-F >	4 WIOG-F	4 WHNN-F <	4 WKQZ-F <	4 WHNN-F	4 WTLZ-F	4 WHNN-F <
5 WCEN-F	5 WTCF-F	5 WTCF-F	5 WGER-F <	5 WGER-F	5 WGER-F	5 WIOG-F >	5 WHNN-F >	5 WTCF-F <	5 WIOG-F	5 WTCF-F <
6 WTLZ-F	6 WTLZ-F <	6 WCEN-F <	6 WCEN-F	6 WCEN-F	6 WSAM	6 WGER-F	6 WTCF-F <	6 WSGW	6 WHNN-F <	6 WTLZ-F
	7 WGER-F	7 WTCF-F	7 WTCF-F	7 WSGW	7 WKQZ-F	7 WTCF-F <	7 WGER-F	7 WGER-F	7 WGER-F	7 WSGW <
	7 WCEN-F	7 WTLZ-F <	7 WTLZ-F <	7 WTLZ-F <	8 WTLZ-F	8 WILZ-F	8 WILZ-F	8 WCEN-F <	8 WCEN-F	8 WGER-F
					8 WCEN-F <	8 WTLZ-F		9 WTLZ-F <	8 WSGW >	

Wom 18-24	Wom 18-34	Wom 25-34	Wom 18-49	Wom 25-54	Men 18-24	Men 18-34	Men 25-34	Men 18-49	Men 25-54	12+ Ovrmte
1 WIOG-F	1 WIOG-F <	1 WTCF-F	1 WIOG-F	1 WKQC-F <	1 WKQC-F >	1 WKQC-F >>>	1 WKQC-F >>>	1 WKQC-F >	1 WKQC-F	1 WSGW <
2 WTCF-F >>	2 WTCF-F	1 WKQC-F	2 WKQC-F >	2 WIOG-F	2 WTCF-F	2 WCEN-F	2 WCEN-F	2 WKQC-F >	2 WKQC-F	2 WHNN-F
3 WTLZ-F	3 WKQC-F	1 WIOG-F >	3 WTCF-F <	3 WHNN-F >	3 WIOG-F >	3 WKQC-F	3 WKQC-F >	3 WIOG-F <	3 WHNN-F >	3 WKQC-F
3 WKQC-F	4 WTLZ-F >	4 WTLZ-F	4 WTLZ-F	4 WGER-F	4 WKQC-F	4 WTCF-F	4 WIOG-F	4 WILZ-F	4 WIOG-F	4 WKQC-F
3 WKQC-F >>	5 WKQC-F	5 WSGW >	4 WHNN-F	4 WTLZ-F	4 WILZ-F	4 WIOG-F	4 WHNN-F <	4 WHNN-F <	4 WCEN-F <	4 WCEN-F
	6 WGER-F		6 WGER-F >	6 WTCF-F	4 WHNN-F	4 WILZ-F >		6 WCEN-F	6 WILZ-F	
	6 WHNN-F				4 WTLZ-F >			7 WTCF-F	7 WSGW	
	6 WSGW >							7 WEEG-F >	7 WEEG-F	
									7 WGER-F >	

Other Rated Stations				Metro Share	Cume Rating	TSA AQH Cume	Other Rated Stations--Outside Market				Metro Share	Cume Rating	TSA AQH Cume
WKNX	ST	1250	Frankenmuth	1.2	3.4		WCRZ-F	AC	107.9	Flint	0.4	2.1	
WMAX	SPRTS	1440	Bay City	0.6	2.5		WDZZ-F	B	92.7	Flint	0.4	1.9	
WMPX-AF	ST	1490	Midland	0.8	2.3		WDFD	T	910	Flint	0.6	2.3	
							WJR	FS/T	760	Detroit	0.8	3.8	
							WOWE-F	B	98.9	Vassar	1.2	3.3	
							WUPS-F	AC	98.5	Houghton Lake	0.6	1.8	
							WWBN-F	AOR	101.5	Tuscola	1.2	5.9	
							WWCK-F	CHR	105.5	Flint	0.4	1.8	

SAGINAW-BAY CITY-MIDLAND

Consolidation Report	12+	25-54	Revenue
Citadel (See Notes)	35.9 %	36.9 %	47.6 %
WGER-FM, WILZ-FM, WIOG-FM, WKQZ-FM, WSGW-AM, WYLZ-FM			
Liggett (See Notes)	14.8 %	15.4 %	23.1 %
WHNN-FM, WTCF-FM			
	50.7 %	52.3 %	70.7 %

AM Stations

WSAM	1400	1 kw	Standards	ABC, CNN, Westwd	\$<20.00	---	MacDonald
WSGW	790	5 kw/1 kw (DA-2)	Full Service/Talk	CBS, Westwd, AP	\$48.00	Mc-Guild	Citadel

FM Stations

WCEN	94.5	100 kw @ 981	Country	Westwd	\$29.00	Christal		Mt. Pleasant
WEEG	97.3	3 kw @ 328	Classic AOR		\$<20.00	---	Mid-West Family	Essexville
WGER	106.3	2.05 kw @ 380	Soft AC		\$30.00	Katz	Citadel	
WHNN	96.1	100 kw @ 1020	Oldies	Westwd, ABC	\$60.00	Eastman	Liggett	
WILZ	104.5	2.9 kw @ 413	Classic AOR	ABC	\$<20.00	Mc-Guild	Citadel	
WIOG	102.5	86 kw @ 800	AC/CHR	ABC	\$48.00	Mc-Guild	Citadel	
WKQZ	98.1	50 kw @ 493	Country	ABC	\$66.00	---	MacDonald	
WKQZ	93.3	39.2 kw @ 554	AOR	Westwd, ABC	\$40.00	Mc-Guild	Citadel	Midland
WTCF	100.5	3 kw @ 328	CHR		\$21.00	Eastman	Liggett	Carrollton
WTLZ	107.1	4.9 kw @ 397	Black	ABC	\$10.00	Allied	Cumulus, pend.	
WYLZ	100.9	2.6 kw @ 500	Simul. WILZ-F					Pinconning

Notes: 11/99 WTLZ-F sold by Connoisseur to Cumulus as part of a \$242,000,000 group transaction . . . 12/99 Liggett sold WHNN-F and WTCF-F to Citadel as part of a \$120,500,000 group transaction. Divestitures in the market will be necessary

FORMAT CODES

AC	- Adult Contemporary	J	- Jazz and New Adult Contemporary
AC-NR	- Modern AC	KIDS	- Children's
AOR	- Album Oriented Rock	N	- News
AOR-NR	- New Rock	O	- Oldies (50's & 60's)
AOR-P	- Progressive AOR	REL	- Religion, Christian
B	- Black (audience 75%+ Black)	REL-CC	- Contemporary Christian
B/AC	- Black Adult Contemporary	SAC	- Soft Adult Contemporary
B/G	- Black Gospel	SP	- Hispanic/Spanish
B/O	- Black Oldies	SP-C	- Hispanic Contemporary
BIZ	- Business News & Talk	SP-NT	- Hispanic News/Talk/Information
C	- Country	SP-R	- Hispanic-Regional
C/O	- Classic Country	SP-TP	- Hispanic-Tropical
CHR	- Contemporary Hit Radio, Top 40	SP-VA	- Hispanic Variety
CL	- Classical	SP-TJ	- Tejano
CL AOR	- Classic AOR, Classic Rock	SPRTS	- Sports
CL HITS	- Classic Hits/70's Oldies	ST	- Standards, Big Band, Nostalgia
E	- Ethnic (usually Foreign Lang.)	T	- Talk
EZ	- Easy Listening, Beautiful Music	U	- Urban (majority of audience is non-white)
FS	- Full Service	VA	- Variety
G	- Gospel	?	- Others or Unknown

REVENUE LEVEL CODES

A - Less than \$500,000	E - \$3,000,000 to \$3,999,999	I - \$10,000,000 to \$14,999,999
B - \$500,000 to \$999,999	F - \$4,000,000 to \$4,999,999	J - \$15,000,000 to \$19,999,999
C - \$1,000,000 to \$1,999,999	G - \$5,000,000 to \$6,999,999	K - \$20,000,000 to \$29,999,999
D - \$2,000,000 to \$2,999,999	H - \$7,000,000 to \$9,999,999	L - \$30,000,000+

SAINT LOUIS

Arbitron Rank	19 Pop (12+)	2,112,400	Stations	27 / 27	Last Year's Revenue:	\$117,200,000
MSA Rank:		17	Diaries:	3,312 / 638:1 / 52.7%	Household Income:	\$48,212
MSA Pop:		2,580,000	Sample Target:	3,340	Total Retail Sales:	\$24.5 Bil.
DMA:		21	% Below Line:	0.0	#1 Biller:	KMOX \$23,700,000
Average Persons Rating:		15.5	% Not Listed:	10.9	#1 Billing Portfolio	
Market TSL in Hours		20.50	Pop per Station:	78,237		CBS/Infinity \$45,400,000

12+ Metro	Format	Summer 99 1/4 Share	Spg 99	Win 99	Fall 98	Sum 98	4-Book Avg	12+ Metro Cume / Rtg.	Spg 99	Sum 98	12+ TSA AQH / Cume	Revenue Level
1	KMOX	FS/T	415 / 12.6	13.1	11.1	11.0	14.1	12.0	5916 / 28.0	30.7	31.0	K KMOX
2	KEZK-F	SAC	234 / 7.1	7.3	7.1	6.5	7.1	7.0	3634 / 17.2	17.3	17.1	I KEZK-F
3	WIL-F	C	226 / 6.9	7.1	6.7	6.8	6.9	6.9	3533 / 16.7	16.5	16.0	I WIL-F
4	KSLZ-F	CHR	190 / 5.8	4.6	5.4	4.3	4.4	5.0	3704 / 17.5	15.8	15.1	D KSLZ-F
5	KMJM-F	B/AC	170 / 5.2	6.0	6.2	6.7	6.0	6.0	1906 / 9.0	10.9	11.2	H KMJM-F
6	KYKY-F	AC	149 / 4.5	4.4	4.2	5.0	4.9	4.5	3075 / 14.6	14.2	14.4	I KYKY-F
7	WKXX-F	C	133 / 4.1	4.5	4.1	3.8	4.3	4.1	2459 / 11.6	12.5	12.2	G WKXX-F
8	KLOU-F	O	129 / 3.9	4.5	4.3	4.8	4.5	4.4	3041 / 14.4	13.6	13.9	G KLOU-F
9	KATZ-F	B	128 / 3.9	4.5	3.6	3.7	2.7	3.9	1985 / 9.4	9.2	6.2	C KATZ-F
10	KSHE-F	AOR	126 / 3.8	3.0	3.2	3.6	4.7	3.4	2113 / 10.0	10.0	13.7	H KSHE-F
11	KTRS	T	116 / 3.5	3.6	3.8	4.0	3.4	3.7	1715 / 8.1	9.2	9.1	E KTRS
12	WVRV-F	AC-NR	115 / 3.5	2.9	3.0	3.2	2.7	3.2	2787 / 13.2	11.3	10.2	F WVRV-F
13	KPNT-F	AOR-NR	111 / 3.4	3.1	2.9	3.3	3.3	3.2	2532 / 12.0	11.5	11.7	F KPNT-F
14	KXOK-F	CL AOR	92 / 2.8	2.9	4.2	3.7	2.4	3.4	1613 / 7.6	8.4	5.6	C KXOK-F
15	KIHT-F	CL HITS	90 / 2.7	3.3	2.9	2.6	3.0	2.9	2130 / 10.1	10.6	10.2	E KIHT-F
16	WXTM-F	AOR-NR	87 / 2.6	2.2	2.1	2.9	2.8	2.5	1938 / 9.2	8.0	9.2	D WXTM-F
17	KFUO-F	CL	83 / 2.5	2.4	3.3	3.2	2.4	2.9	1382 / 6.5	6.9	8.0	C KFUO-F
18	KSD-F	AC/CHR	81 / 2.5	2.3	2.3	2.7	2.8	2.4	2110 / 10.0	9.1	9.9	F KSD-F
19	KATZ	B/G	79 / 2.4	2.1	2.4	2.3	2.1	2.3	1010 / 4.8	5.0	4.2	B KATZ
20	WRTH	ST	50 / 1.5	2.4	2.3	2.0	2.5	2.1	912 / 4.3	5.0	5.1	B WRTH
21	KFNS-AF	SPRTS	42 / 1.3	1.0	1.5	1.4	1.0	1.3	799 / 3.8	4.3	3.4	C KFNS-AF

12+ FM Share (Metro): 73.36% (2145 of 2924) (Summer 98: 72.20%)

Teens	18-34	18-49	25-49	25-54	35+	12+ AMD	12+ Mid	12+ PMD	12+ Eve	12+ Wknd
1 KSLZ-F >>	1 KPNT-F <	1 KEZK-F <	1 KEZK-F <	1 KMOX <	1 KMOX >	1 KMOX >	1 KMOX <	1 KMOX	1 KMOX >>	1 KMOX >>
2 KATZ-F >	2 KSLZ-F <	2 KMJM-F	2 KMOX <	2 KEZK-F	2 KEZK-F	2 WIL-F	2 KEZK-F	2 KEZK-F <	2 KSLZ-F	2 WIL-F <
3 KPNT-F >	3 KMJM-F <	2 KMOX	3 WIL-F <	3 WIL-F <	3 WIL-F >	3 KEZK-F	3 WIL-F >	3 WIL-F <	3 KMJM-F	3 KSLZ-F <
4 WXTM-F <	4 WKXX-F <	2 WIL-F <	4 KYKY-F <	4 KMJM-F <	4 KLOU-F <	4 KYKY-F <	4 KYKY-F <	4 KSLZ-F	4 KATZ-F <	4 KEZK-F <
5 KMJM-F	5 WXTM-F <	5 KYKY-F	5 KMJM-F	5 KYKY-F <	5 KTRS <	5 WKXX-F <	5 KSLZ-F <	5 KTRS	5 KEZK-F	5 KMJM-F
6 WVRV-F <	5 KSLZ-F <	5 KSHE-F	6 KSHE-F	6 KSHE-F	6 KMJM-F <	6 KSHE-F <	6 KMJM-F <	6 KYKY-F	6 KPNT-F	6 KATZ-F
7 KATZ-F	7 KSHE-F	7 WVRV-F <	7 WVRV-F	7 WVRV-F	7 KYKY-F <	7 KTRS <	7 KLOU-F <	6 KMJM-F <	7 WIL-F	7 KLOU-F <
7 WIL-F <	8 WKXX-F <	8 WKXX-F <	7 WKXX-F <	8 KSHE-F	8 WXTM-F <	8 WKXX-F <	8 KPNT-F	8 KLOU-F <	8 KLOU-F <	8 KYKY-F <
9 KXOK-F <	9 WVRV-F	9 KSLZ-F <	9 KLOU-F <	9 KLOU-F <	9 KFUO-F	9 KMJM-F <	9 KSHE-F <	8 WVRV-F <	9 KYKY-F	9 KATZ <
10 KYKY-F	10 KPNT-F <	10 KXOK-F <	10 KSLZ-F <			10 KSLZ-F	10 WVRV-F	10 WKXX-F	10 KATZ-F <	10 WKXX-F <

Wom 18-24	Wom 18-34	Wom 25-34	Wom 18-49	Wom 25-54	Men 18-24	Men 18-34	Men 25-34	Men 18-49	Men 25-54	12+ Ovrite
1 KSLZ-F >	1 KSLZ-F	1 KMJM-F	1 KEZK-F	1 KEZK-F >	1 KPNT-F	1 KPNT-F <	1 KXOK-F <	1 KSHE-F <	1 KMOX	1 KMOX >>>
2 WKXX-F	2 KMJM-F	2 WVRV-F	2 KYKY-F	2 KYKY-F <	2 KATZ-F	2 WXTM-F	2 WXTM-F	2 KMOX	2 KSHE-F	2 KTRS
3 KATZ-F	3 KYKY-F <	2 KYKY-F <	3 KMJM-F	3 KMJM-F	3 KSLZ-F	3 KXOK-F	3 KPNT-F	3 KXOK-F <	3 WIL-F <	3 WIL-F
4 WIL-F	4 WIL-F <	4 WIL-F	4 WIL-F <	4 WIL-F	4 WXTM-F	4 KSHE-F <	4 KSHE-F <	4 WIL-F <	4 KXOK-F	4 KATZ-F
4 KMJM-F	5 WVRV-F	5 KSLZ-F	5 KSLZ-F	5 WVRV-F <	5 KMJM-F	5 KATZ-F	5 WVRV-F	5 WXTM-F <	5 KMJM-F <	4 KEZK-F
6 KPNT-F	5 WKXX-F	6 WKXX-F <	6 WVRV-F <	6 KMOX <	5 KSHE-F	6 WKXX-F <	5 WKXX-F	6 KPNT-F <	6 WXTM-F <	4 KMJM-F
7 KYKY-F	7 KATZ-F <	7 KEZK-F	7 WKXX-F	7 WKXX-F <	7 WKXX-F	7 KSLZ-F <	7 KMOX	7 KMJM-F <	7 WKXX-F <	
8 KEZK-F	8 KPNT-F <	8 KSD-F	8 KSD-F	8 KLOU-F	8 KMOX	8 KMJM-F	7 WIL-F <	8 KSLZ-F <	8 WVRV-F	
9 WVRV-F	8 KEZK-F	8 KPNT-F <	8 KMOX <	9 KSLZ-F	8 KXOK-F	8 WVRV-F <	9 KYKY-F <	9 WKXX-F <	8 KIHT-F	
9 WXTM-F	10 KSD-F	10 KATZ-F	10 KLOU-F <	10 KIHT-F <	10 WIL-F	10 KMOX <	10 KMJM-F <	10 WVRV-F <	8 KLOU-F <	

Other Rated Stations	Metro Share	Cume Rating	TSA AQH Cume
KIRL	B/G	1460	Saint Charles, MO 0.7 0.8
KWRE	C/O	730	Warrenton, MO 0.4 0.6
WESL	B/AC	1490	E. St. Louis, IL 0.5 1.4
WEW	ST	770	Saint Louis 0.5 1.2
WGNU	T	920	Granite City, IL 0.3 1.2

SAINT LOUIS

Consolidation Report	12+	25-54	Revenue
CBS/Infinity KEZK-FM, KMOX-AM, KYKY-FM	24.2 %	21.9 %	38.7 %
Clear Channel KATZ-AM, KATZ-FM, KLOU-FM, KMJM-FM, KSD-FM, KSLZ-FM	23.7 %	23.3 %	17.5 %
Emmis KSHE-FM, WKXX-FM, WXTM-FM	10.5 %	13.4 %	15.0 %
Emmis, pend. KIHT-FM, KPNT-FM, KXOK-FM, WIL-FM, WRTH-AM, WVRV-FM	20.8 %	22.7 %	22.4 %
	79.2 %	81.3 %	93.6 %

AM Stations

Station	Power	Frequency	Format	Advertiser	Agency	Buyer	Product	Location
KATZ	1600	5 kw (DA-N)	Black Gospel	AURN	\$ NA	Eastman	Clear Channel	
KFNS	590	1 kw (DA-2)	Sports	ESPN, Westwd	\$40.00	D&R		Wood River, IL
KMOX	1120	50 kw	Talk/Full Svc.	CBS, CNN, AP	\$300.00	CBS	CBS/Infinity	
KTRS	550	5 kw (DA-N)	Talk	ABC	\$32.00	Mc-Guild		
WRTH	1430	5 kw (DA-2)	Standards	Westwd	\$36.00	Christal	Emmis, pend.	

FM Stations

Station	Power	Frequency	Format	Advertiser	Agency	Buyer	Product	Location
KATZ	100.3	50 kw @ 492	Black		\$36.00	Eastman	Clear Channel	Alton, IL
KEZK	102.5	100 kw @ 1026	Soft AC	CBS	\$165.00	Katz	CBS/Infinity	
KFUO	99.1	100 kw @ 1026	Classical	Westwd	\$56.00	Allied		
KIHT	96.3	80 kw @ 1026	Classic Hits		\$73.00	Allied	Emmis, pend.	
KLOU	103.3	100 kw @ 920	Oldies	CBS	\$81.00	CBS	Clear Channel	
KMJM	104.9	7.8 kw @ 575	Black AC		\$150.00	Eastman	Clear Channel	Columbia, IL
KPNT	105.7	100 kw @ 1375	AOR-New Rock		\$88.00	Mc-Guild	Emmis, pend.	Ste. Genevieve
KSD	93.7	100 kw @ 860	AC/CHR		\$104.00	Katz	Clear Channel	
KSHE	94.7	100 kw @ 1026	AOR		\$160.00	D&R	Emmis	Crestwood
KSLZ	107.7	100 kw @ 1026	CHR		\$ NA	Eastman	Clear Channel	
KXOK	97.1	100 kw @ 560	Classic AOR	ABC	\$50.00	Allied	Emmis, pend.	Florissant
KYKY	98.1	90 kw @ 1026	AC	CBS	\$180.00	Katz	CBS/Infinity	
KZMM	100.7	6 kw @ 328	Simul. KFNS					Troy, MO
WIL	92.3	100 kw @ 984	Country	ABC	\$160.00	Allied	Emmis, pend.	
WKXX	106.5	90 kw @ 1026	Country		\$65.00	D&R	Emmis	Granite City, IL
WVRV	101.1	44 kw @ 525	Modern AC		\$60.00	Mc-Guild	Emmis, pend.	E. St. Louis, IL
WXTM	104.1	39 kw @ 550	New Rock		\$71.00	D&R	Emmis	Jerseyville, IL

Notes: 6/99 WVRV-F changed from Progressive AOR/Alternative to Modern AC (AC-NR) . . . As the required divestitures of the Sinclair Broadcast Group/Emmis transaction have not been announced, we have kept the two portfolios separate in the Consolidation Report

SALT LAKE CITY

Arbitron Rank 35 Pop (12+): 1,233,500
MSA Rank: 45
MSA Pop: 1,620,000
DMA: 36
Average Persons Rating: 14.1
Market TSL in Hours 19.00

Stations 32 / 32
Diaries: 2,373/ 520:1/ 53.7%
Sample Target: 2,350
% Below Line: 0.0
% Not Listed: 10.0
Pop per Station: 38,547

Last Year's Revenue: \$74,400,000
Household Income: \$47,190
Total Retail Sales: \$14.2 Bil.
#1 Biller: KSL \$9,525,000
#1 Billing Portfolio
 Simmons \$17,800,000

12+ Metro	Format	Summer 99 1/4 Share	Spg 99	Win 99	Fall 98	Sum 98	4-Book Avg	12+ Metro Cume / Rtg.	Spg 99	Sum 98	12+ TSA AQH / Cume	Revenue Level
1	KSFI-F	126 / 7.2	5.8	6.4	8.0	6.4	6.9	2237 / 18.1	15.3	18.8	H	KSFI-F
2	KSL	106 / 6.1	5.1	5.6	6.5	5.4	5.8	2268 / 18.4	16.7	16.7	H	KSL
3	KZHT-F	93 / 5.3	6.0	6.4	6.4	6.7	6.0	2303 / 18.7	19.2	20.4	D	KZHT-F
4	KUBL-F	89 / 5.1	4.7	3.7	4.8	4.8	4.6	1759 / 14.3	12.7	12.0	E	KUBL-F
5	KENZ-F	77 / 4.4	4.6	4.1	4.7	4.6	4.5	1615 / 13.1	12.3	12.9	E	KENZ-F
6	KQMB-F	74 / 4.2	3.1	3.7	4.3	3.5	3.8	2096 / 17.0	15.4	14.8	C	KQMB-F
7	KSOP-AF	72 / 4.1	3.7	4.7	3.9	5.0	4.1	1198 / 9.7	10.2	12.3	F	KSOP-AF
8	KODJ-F	71 / 4.1	4.1	4.3	4.7	4.9	4.3	1384 / 11.3	11.9	14.7	F	KODJ-F
9	KBER-F	69 / 4.0	3.4	4.2	4.0	4.0	3.9	1424 / 11.5	11.1	11.6	D	KBER-F
9	KXRK-F	69 / 4.0	4.8	4.9	5.4	5.2	4.8	1543 / 12.5	14.1	14.1	E	KXRK-F
11	KRSP-F	63 / 3.6	2.9	4.4	4.1	3.4	3.8	1425 / 11.5	11.9	12.5	F	KRSP-F
12	KKAT-F	62 / 3.6	4.3	4.1	3.4	4.1	3.8	1280 / 10.4	11.2	11.3	D	KKAT-F
13	KURR-F	60 / 3.4	3.1	3.6	2.1	3.9	3.1	930 / 7.5	7.0	8.3	C	KURR-F
14	KUUU-FF	57 / 3.3	3.9	1.0				1042 / 8.4	10.1			KUUU-FF
14	KNRS	57 / 3.3	3.4	2.8	3.3	3.0	3.2	921 / 7.5	7.0	7.4	C	KNRS
16	KBEE-F	52 / 3.0	3.0	3.6	2.7	3.4	3.1	1714 / 13.9	12.2	13.2	E	KBEE-F
16	KCPX-F	52 / 3.0	3.3	1.4	1.6	2.4	2.3	1011 / 8.2	8.2	7.4	C	KCPX-F
18	KISN-F	49 / 2.8	3.6	3.2	3.6	3.8	3.3	1582 / 12.8	13.1	15.4	F	KISN-F
19	KDYL	45 / 2.6	2.4	3.1	2.5	3.3	2.7	591 / 4.8	5.8	7.8	B	KDYL
20	KOSY-FF	42 / 2.4	2.9	3.0	2.5	2.8	2.7	1172 / 9.5	8.9	7.4		KOSY-FF
21	KALL	40 / 2.3	2.3	2.2	2.0	2.0	2.2	764 / 6.2	6.6	5.2	D	KALL
22	KBZN-F	36 / 2.1	2.0	2.3	2.1	2.0	2.1	708 / 5.7	6.4	6.5	C	KBZN-F
23	KWLW	27 / 1.5	1.3	1.3	0.1	0.2	1.1	436 / 3.5	3.6	0.2		KWLW
24	KFNZ	24 / 1.4	2.7	2.0	1.9	1.7	2.0	532 / 4.3	10.5	5.0	D	KFNZ
25	KSNU-F	20 / 1.1						417 / 3.4				KSNU-F

12+ FM Share (Metro): 78.54% (1233 of 1570) (Summer 98: 77.95%)

Teens	18-34	18-49	25-49	25-54	35+	12+ AMD	12+ Mid	12+ PMD	12+ Eve	12+ Wknd
1 KZHT-F >	1 KENZ-F >	1 KSFI-F	1 KSFI-F	1 KSFI-F >	1 KSL <	1 KSL	1 KSFI-F >	1 KSFI-F	1 KZHT-F >	1 KSFI-F <
2 KUUU-FF	2 KBER-F <	2 KENZ-F	2 KRSP-F <	2 KUBL-F <	2 KSFI-F >	2 KSFI-F >	2 KNRS <	2 KSL <	2 KBER-F <	2 KZHT-F <
3 KXRK-F	3 KQMB-F <	3 KUBL-F <	3 KURR-F	3 KRSP-F <	3 KODJ-F	3 KURR-F	3 KENZ-F	3 KUBL-F <	3 KXRK-F <	3 KSL <
4 KQMB-F	4 KXRK-F <	4 KRSP-F <	3 KENZ-F <	4 KSL <	4 KNRS <	3 KUBL-F	3 KUBL-F	4 KZHT-F <	3 KQMB-F <	4 KUBL-F
5 KUBL-F <	5 KURR-F <	5 KUBL-F	5 KUBL-F	5 KENZ-F	5 KDYL <	5 KBER-F <	3 KSOP-AF <	5 KQMB-F <	5 KSL <	5 KUUU-FF
6 KZHT-F <	6 KBER-F	6 KCPX-F <	5 KODJ-F <	6 KUBL-F	6 KUBL-F	6 KXRK-F	6 KSL	6 KENZ-F	6 KSFI-F	5 KBER-F
7 KURR-F <	6 KQMB-F	7 KSL <	7 KURR-F <	6 KSOP-AF <	6 KALL <	7 KZHT-F <	7 KODJ-F	6 KODJ-F <	6 KODJ-F <	5 KSOP-AF <
8 KBEE-F <	8 KKAT-F <	8 KBER-F <	8 KCPX-F <	8 KCPX-F <	8 KZHT-F <	8 KQMB-F <	8 KXRK-F	8 KUUU-FF <	8 KQMB-F <	8 KQMB-F <
9 KSFI-F <	9 KXRK-F	9 KKAT-F	9 KSOP-AF <	9 KRSP-F	9 KENZ-F	9 KODJ-F	8 KRSP-F <	9 KUBL-F	9 KXRK-F	9 KXRK-F
10 KKAT-F	9 KCPX-F	9 KCPX-F <	10 KKAT-F <		9 KSOP-AF <	9 KRSP-F <	10 KKAT-F <	10 KNRS	9 KENZ-F <	
10 KSOP-AF	9 KZHT-F <									

Wom 18-24	Wom 18-34	Wom 25-34	Wom 18-49	Wom 25-54	Men 18-24	Men 18-34	Men 25-34	Men 18-49	Men 25-54	12+ Ovrnite
1 KQMB-F <	1 KENZ-F	1 KENZ-F >	1 KSFI-F	1 KSFI-F >	1 KBER-F <	1 KBER-F	1 KURR-F	1 KURR-F <	1 KURR-F <	1 KZHT-F
2 KENZ-F	2 KQMB-F <	2 KBEE-F	2 KENZ-F	2 KUBL-F	2 KXRK-F	2 KURR-F <	2 KBER-F <	2 KBER-F <	2 KRSP-F <	2 KXRK-F
2 KZHT-F	3 KUBL-F <	2 KUBL-F	3 KQMB-F	3 KENZ-F <	3 KUUU-FF	3 KENZ-F	3 KENZ-F	3 KRSP-F	3 KSL	3 KSL <
4 KUBL-F	4 KZHT-F	4 KISN-F	3 KUBL-F	4 KODJ-F <	3 KZHT-F	4 KXRK-F	4 KRSP-F	4 KENZ-F <	4 KBER-F <	4 KBER-F
5 KXRK-F	5 KISN-F	5 KSOP-AF	5 KZHT-F <	5 KKAT-F <	5 KRENZ-F >	5 KRSP-F	5 KBEE-F	5 KSFI-F <	5 KSOP-AF <	4 KUBL-F
6 KUUU-FF	5 KBEE-F	5 KQMB-F	6 KKAT-F	6 KQMB-F	6 KQMB-F	6 KBEE-F	5 KSOP-AF <	6 KSL <	6 KSFI-F <	6 KNRS <
6 KISN-F	7 KSFI-F	7 KSFI-F	7 KISN-F <	7 KCPX-F	6 KURR-F	6 KQMB-F	7 KQMB-F	7 KXRK-F <	7 KCPX-F <	
6 KKAT-F	7 KKAT-F <	8 KKAT-F	8 KBEE-F	7 KISN-F <	6 KUBL-F	6 KZHT-F	8 KXRK-F	8 KUBL-F <	8 KUBL-F	
6 KSFI-F	9 KXRK-F <	9 KZHT-F	9 KCPX-F	9 KBEE-F	9 KRSP-F	6 KSFI-F	8 KSFI-F	9 KSOP-AF <	8 KODJ-F <	
	10 KSOP-AF	9 KOSY-FF	9 KOSY-FF	9 KSL <	9 KSFI-F	6 KSOP-AF <		10 KCPX-F	10 KENZ-F	

SALT LAKE CITY

Other Rated Stations				Metro Share	Cume Rating	TSA AQH Cume	Consolidation Report			
							12+	25-54	Revenue	
KBEE	KIDS	860	Salt Lake City	0.5	2.0		Citadel	18.4 %	20.6 %	21.5 %
KLO	ST	1430	Ogden	0.7	1.4		KBEE-AM, KBEE-FM, KBER-FM, KENZ-FM, KFZ-AM, KUBL-FM			
KSGO	SP-R	1600	Centerville	0.5	0.8		Clear Channel	23.5 %	22.1 %	21.0 %
KSVN	SP	730	Ogden	0.5	0.9		KALL-AM, KKAT-FM, KNRS-AM, KODJ-FM, KURR-FM, KWLV-AM, KZHT-FM			
							Simmons	21.6 %	20.7 %	23.9 %
							KDYL-AM, KQMB-FM, KRSP-FM, KSFI-FM, KXRK-FM			
							Trumper	8.2 %	10.3 %	9.1 %
							KCPX-FM, KISN-FM, KOSY-FM, KRAR-FM			
								71.7 %	73.7 %	75.5 %

AM Stations

Call	Freq	Power	City	Format	Station	Advertiser	Agency	Product
KALL	910	5 kw/1 kw	(DA-2)	Talk	Westwd, ABC	\$49.00	Eastman	Clear Channel
KDYL	1280	10 kw/0.6 kw	(DA-2)	Standards	CNN, Westwd	\$27.00	Katz	Simmons
KFNZ	1320	5 kw	(DA-1)	Sports	1-On-1, CNN, WW1	\$ NA	Mc-Guild	Citadel
KNRS	570	5 kw	(DA-1)	News/Talk	ABC	\$ NA	Eastman	Clear Channel
KSL	1160	50 kw		Full Service	CBS, ESPN, ABC	\$121.00	Sentry	Bonneville
KSOP	1370	5 kw/0.5 kw	(DA-N)	Simul. KSOP-F				S. Salt Lake City
KWLW	700	50 kw/1 kw	(DA-2)	Classic Country		\$ NA	Eastman	Clear Channel N. Salt Lake City

FM Stations

Call	Freq	Power	City	Format	Station	Advertiser	Agency	Product
KBEE	98.7	40 kw @	2933	AC		\$60.00	Mc-Guild	Citadel
KBER	101.1	26.3 kw @	3740	AOR	ABC	\$51.00	Mc-Guild	Citadel Ogden
KBZN	97.9	26.3 kw @	3740	Jazz		\$35.00	D&R	KLO Ogden
KCPX	105.7	7.3 kw @	3661	Classic Hits		\$40.00	Christal	Trumper Centerville
KENZ	107.5	45 kw @	2850	AOR-New Rock		\$30.00	Allied	Citadel Orem
KISN	97.1	30 kw @	3652	CHR/AC		\$71.00	Christal	Trumper
KKAT	101.9	26.3 kw @	3740	Country		\$86.00	Eastman	Clear Channel Ogden
KODJ	94.1	40 kw @	3063	Oldies		\$65.00	Eastman	Clear Channel
KOSY	106.5	7.5 kw @	2709	Soft AC		\$ NA	Christal	Trumper Spanish Fork
KQMB	102.7	47 kw @	2699	Modern AC		\$<20.00	Katz	Simmons Midvale
KRAR	106.9	67.5 kw @	2369	Simul. KOSY-F				Brigham City
KRSP	103.5	27.5 kw @	3630	Classic AOR		\$95.00	Katz	Simmons
KSFI	100.3	26.3 kw @	3740	Soft AC		\$155.00	Katz	Simmons
KSNU	107.9	67 kw @	2383	AOR-NR		\$ NA	---	Trumper Roy
KSOP	104.3	25.1 kw @	3640	Country		\$78.00	Allied	
KTCE	92.3	0.58 kw @	2162	Simul. KUUU-F				Payson
KUBL	93.3	26.3 kw @	3740	Country	ABC	\$60.00	Mc-Guild	Citadel
KURR	99.5	40 kw @	2953	Classic AOR		\$36.00	Eastman	Clear Channel Bountiful
KUUU	92.1	6.5 kw @	653	Dance CHR	CNN, Westwd	\$ NA	---	Mag Mile Tooele
KXRK	96.3	38 kw @	2952	AOR-New Rock		\$50.00	Katz	Simmons Provo
KZHT	94.9	48 kw @	2799	CHR		\$34.00	Eastman	Clear Channel Provo

Notes: 3/99 KCNR (860) changed calls to KBEE; remains Childrens

SAN ANTONIO

Arbitron Rank 32 Pop (12+) 1,336,700
MSA Rank: 35
MSA Pop: 1,550,000
DMA: 37
Average Persons Rating: 16.3
Market TSL in Hours 21.75

Stations 32 / 30
Diaries: 2,616 / 511:1 / 43.9%
Sample Target: 2,680
% Below Line: 0.8
% Not Listed: 9.5
Pop per Station: 44,557

Last Year's Revenue: \$73,600,000
Household Income: \$37,163
Total Retail Sales: \$13.8 Bil.
#1 Biller: KXTN-AF \$8,900,000
#1 Billing Portfolio
 Cox Radio \$23,545,000

12+ Metro	Format	Summer 99 1/4 Share	Spg 99	Win 99	Fall 98	Sum 98	4-Book Avg	12+ Metro Cume / Rtg.	Spg 99	Sum 98	12+ TSA AQH / Cume	Revenue Level	
1	KTFM-F	211 / 9.7	11.3	9.4	9.2	10.3	9.9	3115 / 23.3	27.3	26.2		H	KTFM-F
2	KISS-F	166 / 7.6	7.5	5.8	5.2	6.1	6.5	2380 / 17.8	17.7	15.3		G	KISS-F
3	KXXM-F	148 / 6.8	7.6	8.4	7.4	0.7	7.6	2983 / 22.3	22.1	1.9			KXXM-F
4	KZEP-F	128 / 5.9	6.3	7.0	7.4	7.4	6.6	1912 / 14.3	13.9	15.5		G	KZEP-F
5	KXTN-F	124 / 5.7	6.4	4.7	5.3	5.5	5.5	1667 / 12.5	14.4	13.7		H	KXTN-F
6	KONO-AF	118 / 5.4	5.5	6.3	5.3	4.9	5.6	1928 / 14.4	15.1	16.3		E	KONO-AF
7	KAJA-F	116 / 5.3	3.9	4.2	5.3	5.1	4.7	1892 / 14.2	12.1	14.9		G	KAJA-F
8	KCYF-F	113 / 5.2	4.4	4.0	4.0	4.8	4.4	1830 / 13.7	12.7	14.1		G	KCYF-F
9	KCJZ-F	102 / 4.7	2.2	2.6	3.1	2.9	3.1	1327 / 9.9	6.6	7.1		C	KCJZ-F
10	KQXT-F	92 / 4.2	3.2	4.2	3.5	4.5	3.8	1462 / 10.9	8.5	12.7		E	KQXT-F
11	KROM-F	81 / 3.7	2.8	4.0	2.7	3.9	3.3	907 / 6.8	6.6	8.8		F	KROM-F
12	KSMG-F	80 / 3.7	4.6	4.3	5.5	7.5	4.5	1766 / 13.2	15.2	21.2		G	KSMG-F
13	WOAI	78 / 3.6	3.9	3.4	2.7	2.5	3.4	1547 / 11.6	13.0	8.5		F	WOAI
14	KTSA	77 / 3.5	3.7	5.7	4.7	5.9	4.4	1097 / 8.2	7.5	10.2		F	KTSA
15	KLUP	52 / 2.4	2.6	2.1	2.2	2.2	2.3	700 / 5.2	5.0	5.1		B	KLUP
16	KKYX	43 / 2.0	1.6	1.8	2.0	1.5	1.8	570 / 4.3	3.8	4.0		B	KKYX
17	KLEY-F	41 / 1.9	2.5	3.5	3.2	1.9	2.8	759 / 5.7	6.9	6.4		C	KLEY-F
18	KSJL-AF	34 / 1.6	2.1	1.6	2.7	3.4	2.0	328 / 2.5	3.5	7.7		C	KSJL-AF
18	KCOR	34 / 1.6	0.8	2.1	1.9	1.7	1.6	295 / 2.2	2.8	3.2		C	KCOR

12+ FM Share (Metro): 79.05% (1555 of 1967) (Summer 98: 77.81%)

Teens	18-34	18-49	25-49	25-54	35+	12+ AMD	12+ Mid	12+ PMD	12+ Eve	12+ Wknd
1 KTFM-F >>	1 KISS-F	1 KTFM-F <	1 KZEP-F	1 KZEP-F	1 KONO-AF <	1 KTFM-F	1 KTFM-F	1 KTFM-F	1 KTFM-F >	1 KTFM-F
2 KXXM-F	2 KTFM-F	2 KISS-F <	2 KISS-F <	2 KISS-F	2 KXTN-F	2 KISS-F	2 WOAI <	2 KISS-F	2 KISS-F	2 KXXM-F
3 KISS-F >>>	3 KXXM-F	3 KZEP-F	3 KTFM-F	2 KTFM-F <	3 KCJZ-F <	3 KXTN-F	3 KISS-F <	3 KXXM-F	3 KXXM-F	3 KISS-F
	4 KZEP-F >	4 KXXM-F	4 KCJZ-F <	4 KONO-AF <	4 KCYF-F	3 KAJA-F	4 KZEP-F <	4 KZEP-F	4 KXTN-F	4 KXTN-F
	5 KAJA-F	5 KCJZ-F <	5 KCYF-F <	5 KCJZ-F	4 KAJA-F <	5 KCYF-F	5 KCYF-F <	5 KAJA-F <	5 KONO-AF <	4 KONO-AF <
	5 KSMG-F <	6 KCYF-F <	6 KSMG-F <	5 KCYF-F	6 KTSA <	5 KZEP-F <	6 KCJZ-F	6 KXTN-F <	6 KQXT-F	6 KZEP-F
	7 KCYF-F	7 KXXM-F	7 KXXM-F	7 KXTN-F <	7 WOAI <	7 KXXM-F	6 KONO-AF <	7 KCYF-F <	7 KCJZ-F <	7 KROM-F
	7 KSMG-F <	7 KONO-AF <	8 KAJA-F <	8 KZEP-F <	8 KONO-AF <	8 KAJA-F <	8 KONO-AF <	8 KONO-AF <	8 KZEP-F	7 KAJA-F <
	9 KONO-AF <	9 KAJA-F <	9 KQXT-F	9 KQXT-F <	9 KQXT-F <	9 KTSA <	9 KXXM-F	9 KCJZ-F <	9 KCYF-F	9 KCYF-F <
	10 KXTN-F	10 KXTN-F	9 KSMG-F <	10 KROM-F	10 KROM-F <	10 KQXT-F <	10 KQXT-F <	10 KQXT-F <	9 KAJA-F <	10 KCJZ-F

Wom 18-24	Wom 18-34	Wom 25-34	Wom 18-49	Wom 25-54	Men 18-24	Men 18-34	Men 25-34	Men 18-49	Men 25-54	12+ Ovrnite
1 KTFM-F	1 KTFM-F	1 KTFM-F	1 KTFM-F	1 KTFM-F	1 KISS-F	1 KISS-F >>	1 KISS-F >>	1 KISS-F	1 KZEP-F <	1 KTFM-F
2 KXXM-F >	2 KXXM-F >	2 KXXM-F	2 KXXM-F	2 KQXT-F <	2 KTFM-F	2 KZEP-F	2 KZEP-F >	2 KZEP-F >	2 KISS-F >	2 KXXM-F
3 KISS-F <	3 KAJA-F	3 KCYF-F <	3 KAJA-F	3 KONO-AF <	3 KXXM-F	2 KTFM-F	3 KTFM-F	3 KTFM-F	3 KCJZ-F <	3 KISS-F
4 KAJA-F >	4 KCYF-F	4 KQXT-F	3 KSMG-F <	4 KXTN-F <	4 KZEP-F >	4 KXXM-F >>	4 KXXM-F	4 KCJZ-F <	4 KCYF-F <	4 KXTN-F
5 KROM-F	4 KISS-F	4 KSMG-F <	5 KQXT-F <	5 KAJA-F <	5 KCYF-F	5 KSMG-F	5 KXXM-F <	5 KONO-AF	5 KONO-AF	5 KCJZ-F
5 KZEP-F	4 KSMG-F <	6 KAJA-F	6 KCYF-F <	6 KCYF-F	6 KTFM-F	5 KSMG-F <	6 KCJZ-F	6 KCYF-F <	6 KTFM-F	6 KAJA-F
5 KSMG-F	7 KQXT-F <	7 KZEP-F <	7 KZEP-F <	6 KSMG-F <	6 KXXM-F	6 KCYF-F	7 KONO-AF	7 KXTN-F	7 KXTN-F	6 KCYF-F
	8 KZEP-F	8 KCJZ-F <	8 KCJZ-F	8 KCJZ-F	8 KXTN-F <	8 KAJA-F <	8 KXTN-F <	8 KAJA-F <	8 KAJA-F <	
	9 KCJZ-F	8 KXTN-F <	8 KXXM-F	10 KZEP-F			9 KSMG-F <	9 KSMG-F <	9 KSMG-F <	
							10 KAJA-F	10 WOAI <		

Other Rated Stations	Metro Share	Cume Rating	TSA AQH Cume	Other Rated Stations--Outside Market	Metro Share	Cume Rating	TSA AQH Cume				
KBUC-F	C	98.3	Pleasanton	0.3	0.9	KEYI-F	O	103.5	San Marcos	0.4	2.2
KCHL	B/G	1480	San Antonio	0.6	1.2	KROX-F	AOR-NR	101.5	Giddings	0.4	1.9
KEDA	SP	1540	San Antonio	0.8	1.5						
KGNB	N/T	1420	New Braunfels	0.4	1.1						
KRNH-F	C	95.1	Comfort	0.6	0.8						
KSLR	REL	630	San Antonio	0.6	2.1						
KTKR	SPRTS	760	San Antonio	0.8	2.6						
KWED	C	1580	Seguin	0.4	0.7						
KZDC	SP-NT	1250	San Antonio	0.6	1.2						

SAN ANTONIO

Consolidation Report	12+	25-54	Revenue
Clear Channel KAJA-FM, KQXT-FM, KSJL-FM, KTKR-AM, KXXM-FM, WOAI-AM	21.6 %	21.0 %	20.8 %
Cox Radio KCJZ-FM, KCYY-FM, KISS-FM, KKYX-AM, KLUP-AM, KONO-AM, KSMG-FM	31.0 %	34.7 %	32.0 %
Hispanic KCOR-AM, KROM-FM, KXTN-AM, KXTN-FM	11.0 %	10.6 %	19.5 %
	63.6 %	66.3 %	72.3 %

AM Stations

Station	Power	Time	Format	Revenue	Advertiser	Agency	Product	Comments
KCOR	1350	5 kw (DA-N)	Hispanic	\$32.00	Katz Hisp.		Hispanic	
KKYX	680	50 kw/10 kw (DA-N)	Classic Country	Westwd \$30.00	Katz		Cox Radio	
KLUP	930	5 kw/1 kw (DA-N)	Standards	\$24.00	CBS		Cox Radio	
KONO	860	5 kw/0.9 kw (DA-N)	Simul. KONO-F					
KSJL	810	0.25 kw (DA-2)	Simul. KSJL-F					Somerset
KTSA	550	5 kw (DA-N)	Talk	ABC \$61.00	Eastman		KTFM-F	
WOAI	1200	50 kw	News/Talk	CBS, ABC \$87.00	Clr Chnl		Clear Channel	

FM Stations

Station	Power	Time	Format	Revenue	Advertiser	Agency	Product	Comments
KAJA	97.3	100 kw @ 984	Country	\$85.00	Clr Chnl		Clear Channel	
KCJZ	106.7	100 kw @ 1016	Black Oldies	\$45.00	Katz		Cox Radio	Terrell Hills
KCYY	100.3	100 kw @ 984	Country	\$131.00	Katz		Cox Radio	
KISS	99.5	100 kw @ 1111	AOR	\$110.00	Christal		Cox Radio	
KLEY	94.1	22 kw @ 696	Hispanic	\$34.00	Caballero		SBS	Floresville
KONO	101.1	100 kw @ 1368	Oldies	Westwd \$54.00	Katz		Cox Radio	Helotes
KQXT	101.9	100 kw @ 672	Soft AC	\$87.00	Clr Chnl		Clear Channel	
KROM	92.9	100 kw @ 1016	Hispanic	\$39.00	Katz Hisp.		Hispanic	
KSJL	92.5	50 kw @ 492	Urban	ABC \$35.00	Clr Chnl		Clear Channel	Devine
KSMG	105.3	100 kw @ 1250	AC	\$83.00	Christal		Cox Radio	Seguin
KTFM	102.7	100 kw @ 672	CHR/Urban	\$105.00	Christal		KTSA	
KXTN	107.5	100 kw @ 1470	Hispanic-Tejano	\$156.00	Katz Hisp.		Hispanic	
KXXM	96.1	100 kw @ 597	CHR	\$ NA	Clr Chnl		Clear Channel	
KZEP	104.5	100 kw @ 660	Classic AOR	\$71.00	D&R		Lotus	

Notes: KSJL (AM) is LMA'd to Clear Channel

SAN DIEGO

Arbitron Rank 16 Pop (12+): 2,307,700
MSA Rank: 14
MSA Pop: 2,790,000
DMA: 26
Average Persons Rating: 14.9
Market TSL in Hours 20.25

Stations 35 / 31
Diaries: 3,412/ 676:1/ 50.7%
Sample Target: 3,270
% Below Line: 2.9
% Not Listed: 11.0
Pop per Station: 74,442

Last Year's Revenue: \$139,900,000
Household Income: \$45,530
Total Retail Sales: \$25.1 Bil.
#1 Biller: KFMB \$15,413,000
#1 Billing Portfolio
 Clear Channel \$56,860,000

12+ Metro	Format	Summer 99		Spg 99	Win 99	Fall 98	Sum 98	4-Book Avg	12+ Metro Cume / Rtg.	Spg 99	Sum 98	12+ TSA AQH / Cume	Revenue Level
		1/4	Share										
1	KSON-F	C	202 / 5.9	5.3	5.5	6.2	5.0	5.7	2680 / 11.6	12.2	10.3	I*	KSON-F
2	KHTS-F	CHR	195 / 5.7	4.6	4.6	5.2	4.7	5.0	4298 / 18.6	18.2	16.8	G	KHTS-F
3	KOGO	N/T	183 / 5.3	5.0	5.4	4.5	4.2	5.1	2429 / 10.5	10.5	9.4	G	KOGO
4	XTRA-F	AOR-NR	176 / 5.1	4.8	4.6	4.5	4.0	4.8	3501 / 15.2	14.7	14.4	F	XTRA-F
5	KYXY-F	AC	173 / 5.0	4.5	5.6	5.6	6.3	5.2	2872 / 12.4	12.5	14.5	I	KYXY-F
6	XHTZ-F	CHR/U	168 / 4.9	4.2	5.0	5.0	5.3	4.8	3066 / 13.3	13.5	14.3	G	XHTZ-F
7	KFMB-F	AC/CHR	165 / 4.8	4.9	5.1	4.9	6.2	4.9	3759 / 16.3	16.0	18.9	I	KFMB-F
8	KIOZ-F	AOR	142 / 4.1	4.7	4.1	4.0	3.9	4.2	2475 / 10.7	10.4	10.2	H	KIOZ-F
9	KFMB	FS/T	140 / 4.1	4.4	2.5	4.4	5.1	3.8	2732 / 11.8	11.8	14.6	J	KFMB
10	XHRM-F	B/AC	136 / 3.9	4.2	4.3	2.7	3.1	3.8	2446 / 10.6	11.3	8.1	F	XHRM-F
11	KGB-F	CL AOR	132 / 3.8	3.7	4.0	4.4	3.5	4.0	2500 / 10.8	11.0	11.2	H	KGB-F
12	KIFM-F	J	124 / 3.6	3.7	3.6	3.8	3.8	3.7	2026 / 8.8	9.0	9.6	G	KIFM-F
13	KPOP	ST	116 / 3.4	2.9	3.6	2.5	2.8	3.1	1204 / 5.2	5.4	5.1	D	KPOP
14	KLNV-F	SP-R	114 / 3.3	3.4	3.7	2.5	1.7	3.2	1489 / 6.5	6.7	7.2	C^	KLNV-F
15	KJQY-F	SAC	96 / 2.8	2.7	2.6	2.8	2.3	2.7	1830 / 7.9	8.2	7.4	D	KJQY-F
16	KMSX-F	AC/CHR	92 / 2.7	2.8	2.7	1.6		2.4	2062 / 8.9	8.4		D	KMSX-F
17	KBZT-F	O	81 / 2.3	2.7	2.7	2.6	3.0	2.6	1889 / 8.2	9.3	10.7	G	KBZT-F
18	KPLN-F	CL HITS	77 / 2.2	2.1	1.9	2.6	2.5	2.2	1540 / 6.7	6.5	7.4	E	KPLN-F
19	XTRA	SPRTS	56 / 1.6	1.8	2.0	2.6	2.5	2.0	1216 / 5.3	6.2	7.0	H	XTRA
20	KXST-F	AOR-P	53 / 1.5	1.8	1.4	1.3	1.3	1.5	1007 / 4.4	4.6	4.6	D	KXST-F
21	KLQV-F	SP-C	49 / 1.4	1.5	1.7	1.4	0.6	1.5	795 / 3.4	3.8	1.9	^	KLQV-F
22	KFSD-F	CL	43 / 1.2	1.4	1.3	1.3	1.7	1.3	849 / 3.7	4.1	4.7	C	KFSD-F
23	XHCR-F	C	40 / 1.2	0.9	1.1	0.7	1.2	1.0	698 / 3.0	2.4	3.9		XHCR-F
24	KFI	T	40 / 1.2	1.7	1.6	2.1	1.9	1.6	975 / 4.2	5.0	5.8		KFI
25	KSPA	ST	38 / 1.1	1.2	0.8	0.7	1.2	1.0	429 / 1.9	1.8	2.5		KSPA
26	XBAC	CL	36 / 1.0	1.0	0.8	1.3	1.0	1.0	528 / 2.3	2.6	2.0		XBAC
27	KSDO	T	35 / 1.0	0.8	0.8	1.5	1.3	1.0	562 / 2.4	2.8	5.5	D	KSDO
27	XLTN-F	SP-C	35 / 1.0	1.3	1.1	0.6	1.1	1.0	654 / 2.8	3.6	2.8	C	XLTN-F

12+ FM Share (Metro): 76.25% (2340 of 3069) (Summer 98: 72.44%)

Teens	18-34	18-49	25-49	25-54	35+	12+ AMD	12+ Mid	12+ PMD	12+ Eve	12+ Wknd
1 KHTS-F >>	1 XTRA-F	1 XTRA-F	1 KSON-F <	1 KSON-F <	1 KOGO	1 KFMB-F <	1 KOGO	1 KHTS-F <	1 KHTS-F	1 KHTS-F <
2 XHTZ-F >>	2 XHTZ-F	2 KFMB-F <	2 KFMB-F <	2 KFMB-F <	2 KSON-F	2 KSON-F <	2 KSON-F	2 KSON-F <	2 XHTZ-F <	2 KSON-F <
3 XTRA-F >>	3 KIOZ-F <	3 KIOZ-F <	3 KGB-F <	3 KYXY-F <	3 KFMB <	3 KGB-F <	2 KYXY-F	3 KYXY-F <	3 KFMB <	3 XHTZ-F <
4 KFMB-F	4 KHTS-F	4 KSON-F <	4 KYXY-F <	4 KGB-F	4 KYXY-F <	4 KIOZ-F <	4 KFMB-F <	4 XTRA-F <	4 XTRA-F	4 XTRA-F
4 KLN-V <	5 KFMB-F	5 XHTZ-F <	5 XTRA-F <	5 XTRA-F <	5 KPOP <	5 KOGO	5 XTRA-F <	5 KFMB-F <	5 KOGO	5 KYXY-F
6 XHRM-F	6 KGB-F <	6 KIOZ-F	6 XHRM-F	6 XHRM-F <	6 KIFM-F	6 KYXY-F <	6 KHTS-F	6 KOGO <	6 KSON-F <	5 KFMB <
7 KLN-V <	7 KHTS-F	6 XHRM-F	7 KIFM-F <	7 KJQY-F	7 XTRA-F	7 XHRM-F	7 XHRM-F	7 KIOZ-F <	7 XHRM-F <	7 XHRM-F <
8 KGB-F <	7 KYXY-F <	8 KIFM-F	8 KIOZ-F	8 KFMB-F	7 KHTS-F <	7 XHTZ-F <	8 XHTZ-F	8 KYXY-F	8 KYXY-F	8 KIFM-F <
9 KMSX-F <	9 XHRM-F	9 KHTS-F <	9 KLN-V <	8 KGB-F	9 XHTZ-F <	9 KIFM-F <	9 KIOZ-F	9 XHRM-F <	9 XHRM-F <	9 KLN-V <
10 KYXY-F <	10 KMSX-F <	10 KLN-V	10 KOGO <	10 KBZT-F <	10 XHRM-F <	10 KLN-V <	10 XHRM-F	10 KPOP	10 KPOP	10 KFMB-F <

Wom 18-24	Wom 18-34	Wom 25-34	Wom 18-49	Wom 25-54	Men 18-24	Men 18-34	Men 25-34	Men 18-49	Men 25-54	12+ Ovrnite
1 KHTS-F <	1 KHTS-F	1 KFMB-F	1 KYXY-F <	1 KYXY-F	1 XHTZ-F	1 XTRA-F <	1 XTRA-F <	1 KIOZ-F <	1 KGB-F	1 KOGO >
2 XTRA-F <	2 KFMB-F	2 KYXY-F <	2 KFMB-F <	2 KSON-F	2 XTRA-F	2 KIOZ-F	2 KIOZ-F >	2 XTRA-F <	2 KIOZ-F	2 XHTZ-F
3 XHTZ-F	2 XHTZ-F <	3 KHTS-F	3 KSON-F	3 KFMB-F	3 KIOZ-F	3 XHTZ-F >	3 KGB-F	3 KGB-F	3 XTRA-F	3 KHTS-F
4 KMSX-F	4 XTRA-F	3 XHRM-F	4 KHTS-F <	4 XHRM-F <	4 KHTS-F >	4 KGB-F <	4 KLN-V	4 XHTZ-F <	4 KFMB <	4 KYXY-F <
5 KFMB-F	5 XHRM-F <	5 XHTZ-F	5 XHRM-F <	5 KIFM-F	5 KGB-F	5 KHTS-F	5 XHTZ-F	5 KFMB-F <	5 KFMB-F <	5 KSON-F
6 KIOZ-F	6 KMSX-F <	5 KSON-F <	6 XTRA-F <	6 KMSX-F <	6 XHRM-F <	6 KLN-V	5 KHTS-F <	6 KHTS-F <	6 KSON-F <	6 KIOZ-F
7 KLN-V	7 KYXY-F	7 XTRA-F	7 KMSX-F <	7 KHTS-F <	7 KMSX-F	7 KFMB-F	7 KFMB-F	7 KSON-F	7 KOGO <	7 KOGO <
7 XHRM-F >	8 KSON-F <	8 KMSX-F <	8 XHTZ-F	8 KLN-V	7 KFMB-F	7 XHRM-F <	8 XTRA	7 XHRM-F	8 KPLN-F <	8 KPLN-F <
	9 KLN-V	9 KLN-V <	9 KIFM-F	9 XTRA-F <	9 XHTZ-F	9 KPLN-F <	9 KFMB-F <	9 KPLN-F <	9 XTRA	9 XTRA
	10 KIOZ-F	10 KLQV-F >	9 KLN-V	10 XHTZ-F	10 KBZT-F <		10 XHRM-F	10 XTRA	9 KIFM-F	9 KIFM-F
								10 KLN-V	9 XHRM-F	9 XHRM-F

SAN DIEGO

Other Rated Stations				Metro Share	Cume Rating	TSA AQH Cume	Consolidation Report			
KCBQ	T	1170	San Diego	0.3	1.4		AMFM (See Notes)	7.2 %	9.2 %	11.3 %
KPRZ	REL	1210	San Marcos	0.8	2.1		KPLN-FM, KYXY-FM			
XPRS	SP-R	1090	Rosarito, MX	0.5	0.8		Astor	2.3 %	0.9 %	1.1 %
XTIM-F	SP-R	91.7	Tijuana, MX	0.5	1.8		KCEO-AM, KFSD-FM, KSPA-AM			
Other Rated Stations--Outside Market				Metro Share	Cume Rating	TSA AQH Cume				
KKBT-F	B	92.3	Los Angeles	0.4	1.9		Clear Channel (See Notes)	39.4 %	36.0 %	42.5 %
KNX	N	1070	Los Angeles	0.8	3.1		KGB-FM, KHTS-FM, KIOZ-FM, KJQY-FM, KMSX-FM, KOGO-AM, KPOP-AM, KSDO-AM, XHRM-FM, XTRA-AM, XTRA-FM			
KWVE-F	REL	107.9	San Clemente	0.4	1.3		Hispanic	4.7 %	5.9 %	0.9 %
							KLNV-FM, KLQV-FM			
							Jefferson-Pilot	11.8 %	13.9 %	18.9 %
							KBZT-FM, KIFM-FM, KSON-AM, KSON-FM			
								65.4 %	65.9 %	74.7 %

AM Stations

KFMB	760	5 kw/50 kw (DA-N)	Full Service/Talk	CBS	\$141.00	Mc-Guild	Midwest TV
KOGO	600	5 kw (DA-1)	News/Talk	CNN, ABC, WW1	\$38.00	Katz	Clear Channel
KPOP	1360	5 kw/1 kw	Standards	Westwd, JRN, CNN	\$44.00	Katz	Clear Channel
KSDO	1130	10 kw (DA-2)	Talk	ABC	\$129.00	Katz	Clear Channel
KSPA	1450	1 kw	Standards		\$ NA	---	Astor
							Escondido
XBAC	540	1 kw	Classical		\$ NA	Mc-Guild	Mt. Wilson (LMA)
							Tijuana, MX
XTRA	690	77 kw/50 kw (DA-2)	Sports	CBS, ESPN	\$151.00	Katz	Clr Chnl (LMA)
							Tijuana, MX

FM Stations

KBZT	94.9	22 kw @ 702	Oldies		\$130.00	Banner	Jefferson-Pilot
KFMB	100.7	30 kw @ 620	AC/CHR		\$94.00	Mc-Guild	Midwest TV
KFSD	92.1	0.58 kw @ 1024	Classical	Westwd	\$ NA	---	Astor
							Escondido
KGB	101.5	50 kw @ 500	Classic AOR		\$110.00	Eastman	Clear Channel
KHTS	93.3	1.8 kw @ 1886	CHR		\$ NA	Eastman	Clear Channel
							El Cajon
KIFM	98.1	28 kw @ 640	Jazz		\$120.00	CBS	Jefferson-Pilot
KIOZ	105.3	29 kw @ 620	AOR		\$107.00	Eastman	Clear Channel
KJQY	94.1	100 kw @ 640	Soft AC		\$ 55.00	Eastman	Clear Channel
KLNV	106.5	50 kw @ 440	Hispanic Regional		\$ NA	Katz Hisp.	Hispanic
KLQV	102.9	32 kw @ 617	Hispanic-Contemp.		\$ NA	Katz Hisp.	Hispanic
KMSX	95.7	29 kw @ 640	AC/CHR		\$ NA	Katz	Clear Channel
							Carlsbad
KPLN	103.7	36 kw @ 578	Classic Hits	AMFM	\$60.00	Christal	AMFM
KSON	97.3	50 kw @ 440	Country		\$230.00	Banner	Jefferson-Pilot
KXST	102.1	14.5 kw @ 817	Progressive AOR		\$77.00	Christal	Compass
							Oceanside
KYXY	96.5	41 kw @ 540	AC	AMFM	\$214.00	Christal	AMFM
XHCR	99.3	25 kw @ 328	Country		\$50.00	Sentry	XHTZ-F/XLTN-F
							Tijuana
XHRM	92.5	50 kw @ 650	Black AC		\$65.00	Katz	Clr Chnl (LMA)
							Tijuana
XHTZ	90.3	93 kw @ 840	CHR/Urban		\$125.00	Sentry	XHKY-F/XLTN-F
							Tijuana
XLTN	104.5	57 kw @ 721	Hispanic-Contemp.		\$ NA	Katz Hisp.	XHKY-F/XHTZ-F
							Tijuana
XTRA	91.1	100 kw @ 791	New Rock		\$130.00	Eastman	Clr Chnl (LMA)
							Tijuana

Notes: KFI -- See Los Angeles . . . XHRM-F and XTRA-AM are LMA'd to Clear Channel . . . * KSON-F revenue level includes revenue of KSON; ^ KLNQ-F revenue level includes revenue of KLQV-F . . . 10/99 AMFM and Clear Channel announced plans to merge. Divestitures in the market will be necessary.

SAN FRANCISCO

Arbitron Rank	4 Pop (12+): 5,665,700	Stations	47 / 45	Last Year's Revenue:	\$308,700,000
MSA Rank:	28-SF; 20-Oakland	Diaries:	6,498/ 872:1/ 49.6%	Household Income:	\$59,431
MSA Pop:	5,240,000	Sample Target:	5,100	Total Retail Sales:	\$65.3 Bil.
DMA:	5	% Below Line:	0.7	#1 Biller:	KGO \$36,000,000
Average Persons Rating:	14.7	% Not Listed:	17.9	#1 Billing Portfolio	
Market TSL in Hours	20.00	Pop per Station:	125,904	AMFM	\$80,800,000

12+ Metro	Format	Summer 99		Spg 99	Win 99	Fall 98	Sum 98	4-Book Avg	12+ Metro Cume / Rtg.	Spg 99	Sum 98	12+ TSA AQH / Cume	Revenue Level	
		1/4 Share	Share											
1	KGO	T	517 / 6.2	6.7	6.4	7.3	6.5	6.6	8327 / 14.7	14.7	15.6	L	KGO	
2	KCBS	N/T	366 / 4.4	4.2	4.3	4.4	4.6	4.3	8070 / 14.2	14.6	16.3	K	KCBS	
3	KOIT-AF	SAC	346 / 4.1	4.2	4.7	4.9	4.2	4.5	5931 / 10.5	11.9	11.7	J	KOIT-AF	
4	KNBR	SPRTS/F5	330 / 4.0	2.9	3.3	2.8	3.8	3.2	5912 / 10.4	8.7	10.5	L	KNBR	
5	KYLD-F	U/CHR	328 / 3.9	4.0	4.0	3.9	4.4	4.0	6638 / 11.7	12.5	12.0	I	KYLD-F	
6	KMEL-F	CHR/U	290 / 3.5	3.3	3.4	3.6	2.9	3.4	5293 / 9.3	10.9	10.4	J	KMEL-F	
7	KFRC-AF	O	284 / 3.4	3.8	3.3	3.2	3.4	3.4	5316 / 9.4	9.2	10.1	J	KFRC-AF	
8	KKSF-F	J	268 / 3.2	3.3	3.3	3.6	3.0	3.4	4504 / 8.0	7.6	9.4	J	KKSF-F	
9	KDFC-F	CL	263 / 3.2	3.4	3.3	3.5	3.0	3.3	4800 / 8.5	7.8	8.1	G	KDFC-F	
9	KFOG-FF	AOR-P	263 / 3.2	2.6	2.9	2.7	2.7	2.8	4690 / 8.3	8.2	8.8	K	KFOG-FF	
11	KZQZ-F	CHR	258 / 3.1	3.0	2.9	2.5	2.5	2.9	6239 / 11.0	11.6	10.4	G	KZQZ-F	
12	KBLX-F	B/AC	246 / 2.9	2.8	2.9	2.7	2.1	2.8	3521 / 6.2	6.1	5.9	I	KBLX-F	
13	KLLC-F	AC-NR	245 / 2.9	2.9	2.7	2.6	2.8	2.8	5596 / 9.9	9.4	10.2	I	KLLC-F	
14	KISQ-F	B/O	238 / 2.9	2.4	3.4	3.4	3.4	3.0	5127 / 9.0	7.8	9.6	I	KISQ-F	
15	KSFO	T	237 / 2.8	3.1	2.6	3.1	3.2	2.9	2694 / 4.8	5.2	5.8	H	KSFO	
16	KITS-F	AOR-NR	219 / 2.6	2.9	2.9	2.7	3.0	2.8	5222 / 9.2	9.6	9.4	H	KITS-F	
17	KIOI-F	AC/CHR	213 / 2.6	2.7	2.8	2.9	2.9	2.7	4446 / 7.8	10.0	9.2	J	KIOI-F	
18	KABL	ST	198 / 2.4	2.2	3.1	2.4	3.6	2.5	3060 / 5.4	5.0	6.8	D	KABL	
19	KSOL-FF	SP-R	182 / 2.2	2.0	2.3	1.8	2.0	2.1	2628 / 4.6	4.2	4.5	G	KSOL-FF	
20	KSJO-F	AOR	178 / 2.1	2.4	2.1	1.7	1.7	2.1	3424 / 6.0	5.5	4.9		KSJO-F	
21	KBRG-F	SP-C	129 / 1.5	1.7	1.7	1.6	1.4	1.6	1999 / 3.5	3.7	3.2		KBRG-F	
22	KSAN-F	CL AOR	110 / 1.3	1.5	1.2	1.5	2.0	1.4	2696 / 4.8	4.8	5.5	F	KSAN-F	
23	KLOK	SP-R	101 / 1.2	1.2	1.4	1.6	1.2	1.4	1239 / 2.2	2.2	2.4		KLOK	
23	KYCY-F	C	101 / 1.2	1.4	1.7	1.1	1.8	1.4	2276 / 4.0	4.1	4.8	G	KYCY-F	
25	KUFX-F	CL AOR	100 / 1.2	1.2	1.2	1.0	1.2	1.1	2138 / 3.8	4.0	4.0		KUFX-F	
26	KEZR-F	AC/CHR	87 / 1.0	1.0	1.0	1.0	1.1	1.0	2113 / 3.7	3.9	4.1		KEZR-F	
27	KCNL-F	AOR-P	85 / 1.0	0.8	1.1	0.9	0.3	1.0	2198 / 3.9	3.7	1.2		KCNL-F	
28	KBAY-F	SAC	81 / 1.0	1.0	0.8	1.0	0.8	1.0	1645 / 2.9	3.0	2.9		KBAY-F	

12+ FM Share (Metro): 73.39% (4789 of 6525) (Summer 98: 67.79%)

Teens	18-34	18-49	25-49	25-54	35+	12+ AMD	12+ Mid	12+ PMD	12+ Eve	12+ Wknd
1 KYLD-F	1 KYLD-F	1 KFOG-FF <	1 KFOG-FF	1 KGO <	1 KGO	1 KGO >	1 KGO	1 KGO <	1 KGO >	1 KGO >
2 KZQZ-F	2 KMEL-F <	2 KLLC-F <	2 KOIT-AF <	2 KFOG-FF <	2 KCBS	2 KCBS >	2 KOIT-AF <	2 KOIT-AF <	2 KMEL-F <	2 KYLD-F <
3 KMEL-F >	3 KLLC-F	3 KYLD-F <	3 KLLC-F <	3 KOIT-AF <	3 KNBR	3 KYLD-F <	3 KNBR <	3 KMEL-F <	3 KZQZ-F	3 KCBS >
4 KITS-F >>	4 KITS-F	4 KOIT-AF	4 KISQ-F <	4 KFRC-AF <	4 KOIT-AF <	4 KNBR	4 KFRC-AF <	4 KSFO <	3 KNBR <	4 KOIT-AF <
	5 KZQZ-F <	4 KMEL-F <	5 KBLX-F <	5 KBLX-F <	5 KFRC-AF <	4 KOIT-AF <	5 KFOG-FF	5 KYLD-F	5 KYLD-F	5 KMEL-F <
	6 KSJO-F <	6 KISQ-F	6 KFRC-AF	6 KNBR	6 KKSF-F <	6 KITS-F <	5 KKSF-F	5 KCBS <	6 KDFC-F <	6 KKSF-F <
	7 KSOL-FF <	7 KBLX-F	6 KGO <	6 KKSF-F <	7 KDFC-F	7 KLLC-F <	7 KDFC-F	7 KNBR <	7 KITS-F <	7 KDFC-F <
	8 KOIT-AF <	7 KITS-F <	8 KKSF-F	8 KLLC-F	7 KSFO	8 KSFO <	7 KCBS <	8 KZQZ-F	8 KOIT-AF	7 KNBR <
	9 KISQ-F	9 KFRC-AF	8 KNBR	8 KISQ-F	9 KBLX-F <	9 KFRC-AF <	9 KYLD-F <	8 KFRC-AF <	9 KBLX-F	9 KFRC-AF <
	9 KIOI-F	9 KGO <	10 KIOI-F <	10 KCBS	10 KFOG-FF	10 KFOG-FF <	10 KMEL-F	10 KKSF-F	10 KSFO <	10 KFOG-FF <
				10 KIOI-F	10 KABL		10 KBLX-F <	10 KDFC-F		
								10 KFOG-FF <		

Wom 18-24	Wom 18-34	Wom 25-34	Wom 18-49	Wom 25-54	Men 18-24	Men 18-34	Men 25-34	Men 18-49	Men 25-54	12+ Ovrmt
1 KYLD-F <	1 KLLC-F <	1 KLLC-F	1 KLLC-F <	1 KGO <	1 KYLD-F	1 KYLD-F	1 KYLD-F	1 KNBR <	1 KNBR	1 KGO >>
2 KMEL-F	2 KMEL-F	2 KMEL-F	2 KMEL-F <	2 KOIT-AF	2 KMEL-F	2 KITS-F	2 KITS-F <	2 KSJO-F <	2 KFOG-FF <	2 KSFO <
3 KZQZ-F	3 KYLD-F	3 KISQ-F <	3 KFOG-FF <	3 KBLX-F <	3 KITS-F	3 KSJO-F <	3 KSJO-F <	3 KYLD-F <	3 KSJO-F <	3 KCBS >
4 KLLC-F >	4 KZQZ-F	4 KFOG-FF	4 KOIT-AF <	4 KFOG-FF <	4 KSOL-FF <	4 KMEL-F <	4 KLLC-F	4 KITS-F <	4 KFRC-AF <	4 KBRG-F
5 KSOL-FF <	5 KOIT-AF <	4 KIOI-F	5 KISQ-F <	5 KKSF-F <	5 KSJO-F	5 KLLC-F	5 KNBR	5 KFOG-FF	5 KGO <	4 KOIT-AF <
6 KBRG-F	6 KISQ-F	6 KOIT-AF	6 KBLX-F <	6 KISQ-F <	6 KZQZ-F >	6 KSOL-FF	6 KIOI-F	6 KLLC-F	6 KOIT-AF	6 KBLX-F
6 KOIT-AF	6 KIOI-F <	7 KYLD-F	7 KZQZ-F <	7 KFRC-AF <	7 KLLC-F	7 KZQZ-F	7 KISQ-F	6 KOIT-AF <	7 KCBS	
8 KEZR-F	8 KFOG-FF <	8 KEZR-F	8 KKSF-F <	8 KLLC-F <	8 KOIT-AF	8 KNBR <	8 KNBR <	8 KMEL-F <	7 KLLC-F	
8 KITS-F	9 KSOL-FF <	8 KZQZ-F <	9 KYLD-F	9 KIOI-F	9 KISQ-F	9 KIOI-F	9 KMEL-F <	9 KFRC-AF <	7 KBLX-F <	
8 KLOK	10 KBRG-F <		9 KIOI-F <	10 KMEL-F	9 KLOK	9 KISQ-F	10 KOIT-AF	10 KISQ-F <	10 KITS-F <	
						9 KLOK <				

SAN FRANCISCO

Other Rated Stations				Metro Share	Cume Rating	TSA AQH Cume	Consolidation Report			
KARA-F	O	105.7	Santa Clara	0.8	2.2		ABC	9.0 %	6.6 %	13.8 %
KFGY-F	C	92.9	Healdsburg	0.4	1.1		KGO-AM, KMKY-AM, KSFO-AM			
KIQI	SP-NT	1010	San Francisco	0.9	2.3		AMFM (See notes)	18.5 %	16.1 %	26.2 %
KJQI-AF	ST	100.7	San Rafael	0.6	1.3		KABL-AM, KIOI-FM, KISQ-FM, KKSF-FM, KMEL-FM, KNEW-AM, KYLD-FM			
KRPQ-F	C	104.9	Rohnert Park	0.5	1.1		Bonneville	10.4 %	8.6 %	10.2 %
KRTY-F	C	95.3	Los Gatos	0.7	1.9		KDFC-FM, KOIT-AF, KZQZ-FM			
KSRO	N/T	1350	Santa Rosa	0.4	0.8		CBS/Infinity	14.5 %	14.4 %	24.3 %
KTCT	SPRST	1050	San Mateo	0.6	1.7		KCBS-AM, KFRC-AF, KITS-FM, KLLC-FM, KYCY-AM, KYCY-FM			
KUIC-F	AC	95.3	Vacaville	0.4	1.1		Hispanic	2.2 %	2.2 %	2.1 %
KVTO	E	1400	Berkeley	0.4	1.1		KSOL-FM, KZOL-FM			
KXJO-F	AOR	92.7	Alameda	0.3	0.6		Susquehanna	9.1 %	10.6 %	18.8 %
KZST-F	AC	100.1	Santa Rosa	0.4	1.1		KFOG-F, KNBR-AM, KSAN-FM, KTCT-AM			
Other Rated Stations--Outside Market								63.6 %	58.5 %	95.4 %

Other Rated Stations--Outside Market				Metro Share	Cume Rating	TSA AQH Cume
KATM-F	C	103.3	Modesto	0.4	1.2	
KSTE	T	650	Rancho Cordova	0.3	0.9	

AM Stations

Station	Power	Time	Format	Advertiser	Agency	Product	City
KABL	960	5 kw (DA-1)	Standards	AMFM \$70.00	Sentry	AMFM	Oakland
KCBS	740	50 kw (DA-2)	News/Talk	CBS \$355.00	CBS	CBS/Infinity	
KFRC	610	5 kw	Simul. KFRC-F				
KGO	810	50 kw (DA-1)	Talk	ABC \$440.00	ABC	ABC	
KLOK	1170	50 kw/5 kw (DA-2)	Hispanic-Regional	\$74.00	Caballero	EXCL	San Jose
KNBR	680	50 kw	Sports/Full Svc.	ABC \$335.00	Mc-Guild	Susquehanna	
KOIT	1260	5 kw/1 kw	Simul. KOIT-F				
KSFO	560	5 kw (DA-N)	Talk	ABC \$55.00	ABC	ABC	

FM Stations

Station	Freq	Power	Format	Advertiser	Agency	Product	City
KBLX	102.9	6.6 kw @ 1290	Black AC	\$168.00	D&R	Inner City	Berkeley
KDFC	102.1	33 kw @ 1047	Classical	\$105.00	Katz	Bonneville	
KFFG	97.7	1.6 kw @ 449	Simul. KFOG-F				Los Altos
KFOG	104.5	7.1 kw @ 1506	Progressive AOR	\$240.00	Mc-Guild	Susquehanna	
KFRC	99.7	40 kw @ 1299	Oldies	Westwd \$285.00	CBS	CBS	
KIOI	101.3	125 kw @ 1162	AC/CHR	AMFM \$300.00	Christal	AMFM	
KISQ	98.1	100 kw @ 960	Black Oldies	\$95.00	Eastman	AMFM	
KITS	105.3	15 kw @ 1200	AOR-New Rock	\$205.00	D&R	CBS/Infinity	
KKSF	103.7	7.8 kw @ 1470	Jazz	AMFM \$234.00	Eastman	AMFM	
KLLC	97.3	82 kw @ 1014	Modern AC	CBS \$105.00	CBS	CBS/Infinity	
KMEL	106.1	69 kw @ 1290	CHR/Urban	\$263.00	Christal	AMFM	
KOIT	96.5	33 kw @ 1410	Soft AC	\$275.00	Katz	Bonneville	
KSAN	107.7	8.9 kw @ 1161	Classic AOR	\$145.00	Mc-Guild	Susquehanna	
KYCY	93.3	50 kw @ 492	Country	Westwd \$105.00	CBS	CBS/Infinity	
KYLD	94.9	30 kw @ 1210	Urban/CHR	AP, AMFM \$163.00	Katz	AMFM	San Mateo
KZQZ	95.7	6.9 kw @ 1290	CHR	\$100.00	Sentry	Bonneville	

Notes: Other ranked stations - See San Jose . . . KBLX-F reclassified from Jazz/Urban to Black AC based on audience analysis, M Street classification and station self-description . . . 9/99 KYCY (1550) changed from simulcasting KYCY-F to Talk as "Yada Yada Talk" . . . 10/99 AMFM and Clear Channel announced plans to merge; some divestitures will be required . . . 10/99 KJQI-F (100.7; San Rafael) sold to Salem for \$8,000,000

SAN JOSE

Arbitron Rank 27 **Pop (12+):** 1,427,100
MSA Rank: 27
MSA Pop: 1,720,000
DMA: San Francisco (#5)
Average Persons Rating: 13.9
Market TSL in Hours 18.75

Stations 44 / 13
Diaries: 2,685/ 532:1/ 49.4%
Sample Target: 2,620
% Below Line: NA
% Not Listed: NA
Pop per Station: 109,777

Last Year's Revenue: \$43,700,000
Household Income: \$72,383
Total Retail Sales: \$17.7 Bil.
#1 Biller: KSJO-F \$7,200,000
#1 Billing Portfolio
 CBS/Infinity \$12,900,000

12+ Metro	Format	Summer 99		Spg 99	Win 99	Fall 98	Sum 98	4-Book Avg	12+ Metro Cume / Rtg.	Spg 99	Sum 98	12+ TSA AQH / Cume	Revenue Level
		1/4	Share										
1	KEZR-F	AC/CHR	73 / 3.7	3.6	3.8	3.9	3.8	3.7	1647 / 11.5	12.2	12.8		G KEZR-F
2	KSJO-F	AOR	71 / 3.6	4.1	3.9	3.1	3.8	3.7	1440 / 10.1	8.3	9.4		H KSJO-F
3	KBAY-F	SAC	67 / 3.4	3.4	3.0	3.6	2.3	3.3	1266 / 8.9	8.8	7.5		G KBAY-F
4	KBRG-F	SP-C	62 / 3.1	3.3	3.4	3.0	2.5	3.2	914 / 6.4	6.5	5.4		D KBRG-F
5	KUFX-F	CL AOR	61 / 3.1	3.3	3.3	2.4	2.4	3.0	1294 / 9.1	9.5	8.1		F KUFX-F
6	KARA-F	AC	60 / 3.0	3.8	3.0	2.7	3.0	3.1	1090 / 7.6	7.7	8.1		E KARA-F
7	KLOK	SP-R	52 / 2.6	3.1	2.7	3.1	2.5	2.9	678 / 4.8	5.2	4.9		F KLOK
8	KRTY-F	C	50 / 2.5	4.1	2.2	2.9	3.2	2.9	903 / 6.3	8.4	7.6		E KRTY-F
9	KCNL-F	AOR-P	36 / 1.8	2.0	2.1	2.1	0.8	2.0	1050 / 7.4	7.2	2.2		A KCNL-F
10	KZSJ	E	23 / 1.2		0.4		0.4		130 / 0.9		0.6		KZSJ
11	KZSF	SP-R	15 / 0.8	0.4		0.5	0.8		258 / 1.8	1.0	1.4		KZSF
12	KAZA	SP	12 / 0.6	1.5	0.6	1.3	0.8	1.0	209 / 1.5	1.4	1.5		A KAZA
13	KLIV	N	11 / 0.6	0.7	0.5	0.8	0.7	0.6	323 / 2.3	3.2	3.3		B KLIV
14	KSJX	E	9 / 0.5	0.6					210 / 1.5	1.6			KSJX

12+ FM Share (Metro): NA

Teens	18-34	18-49	25-49	25-54	35+	12+ AMD	12+ Mid	12+ PMD	12+ Eve	12+ Wknd
1 KZSJ	1 KEZR-F <	1 KSJO-F <	1 KSJO-F <	1 KARA-F	1 KBAY-F <	1 KSJO-F	1 KEZR-F <	1 KUFX-F	1 KBAY-F <	1 KBAY-F <
1 KSJO-F	2 KSJO-F	2 KEZR-F	2 KUFX-F <	1 KSJO-F <	2 KARA-F	2 KARA-F <	2 KARA-F <	1 KEZR-F <	2 KSJO-F <	2 KEZR-F
1 KBRG-F	3 KLOK <	3 KUFX-F	3 KEZR-F	3 KUFX-F	3 KUFX-F <	3 KEZR-F	3 KBRG-F	3 KSJO-F <	3 KLOK <	3 KBRG-F <
1 KEZR-F >>	4 KBRG-F >	4 KBRG-F	3 KARA-F	4 KEZR-F <	4 KRTY-F	3 KBAY-F	4 KSJO-F <	4 KBAY-F <	4 KBRG-F	4 KSJO-F <
	5 KCNL-F <	4 KARA-F <	5 KBRG-F <	5 KBAY-F <	5 KEZR-F	5 KLOK	5 KUFX-F <	5 KRTY-F	5 KEZR-F <	5 KLOK
	6 KUFX-F	6 KLOK <	6 KBAY-F	6 KBRG-F	5 KSJO-F <	5 KBRG-F <	6 KBAY-F	6 KARA-F <	6 KUFX-F	6 KUFX-F
	7 KBAY-F	7 KBAY-F	7 KLOK <	7 KLOK		7 KRTY-F	7 KRTY-F <	7 KLOK <		7 KRTY-F
			8 KCNL-F							

Wom 18-24	Wom 18-34	Wom 25-34	Wom 18-49	Wom 25-54	Men 18-24	Men 18-34	Men 25-34	Men 18-49	Men 25-54	12+ Ovrnite
1 KEZR-F >	1 KEZR-F >>	1 KEZR-F >	1 KEZR-F >	1 KARA-F <	1 KSJO-F >	1 KSJO-F >	1 KSJO-F	1 KSJO-F >	1 KSJO-F	1 KBRG-F <
2 KBRG-F >	2 KLOK	2 KARA-F	2 KARA-F <	2 KEZR-F <	2 KLOK	2 KLOK	2 KYLD-F <	2 KUFX-F >	2 KUFX-F >	2 KEZR-F
3 KCNL-F	3 KARA-F	3 KBAY-F	3 KBAY-F	3 KBAY-F >	3 KEZR-F >>	3 KBRG-F	3 KBRG-F <	3 KLOK <	3 KBRG-F <	2 KLOK
4 KUFX-F	3 KBAY-F <	3 KLOK	4 KBRG-F	4 KBRG-F	4 KBAY-F	4 KUFX-F	4 KLOK >	4 KBRG-F <	4 KLOK <	4 KSJO-F
4 KSJO-F	5 KCNL-F	5 KBRG-F	5 KUFX-F	5 KUFX-F	4 KUFX-F	4 KEZR-F <	5 KCNL-F	5 KEZR-F <	5 KARA-F	
	6 KUFX-F	6 KCNL-F	6 KLOK <	5 KRTY-F	4 KBRG-F	6 KCNL-F	5 KUFX-F >	6 KCNL-F <	6 KCNL-F	
		6 KUFX-F	7 KRTY-F		4 KCNL-F >			7 KARA-F	6 KBAY-F <	

SAN JOSE

Other Rated Stations—Outside Market				Metro Share	Cume Rating	TSA AQH Cume	Consolidation Report	12+	25-54	Revenue
KABL	ST	960	Oakland	1.4	3.8		CBS/Infinity	7.1 %	7.3 %	29.5 %
KBLX-F	B/AC	102.9	Berkeley	1.2	3.7		KBAY-FM, KEZR-FM			
KCBS	N/T	740	San Francisco	3.3	12.6		Clear Channel (See Notes)	8.5 %	10.8 %	27.3 %
KDFC-F	CL	102.1	San Francisco	2.1	6.3		KCNL-FM, KSJO-FM, KUFX-FM			
KDON-F	CHR	102.5	Salinas	0.5	2.1		Kieve	6.1 %	7.1 %	18.1 %
KFAX	REL	1100	San Francisco	0.4	1.6		KARA-FM, KLIV-AM, KRTY-FM			
KFOG-FF	AOR-P	104.5	San Francisco	2.3	6.8					
KFRC-AF	O	99.7	San Francisco	2.7	7.8					
KGO	T	810	San Francisco	8.1	16.0			21.7 %	25.2 %	74.9 %
KJIO-F	AC/CHR	101.3	San Francisco	2.7	7.8					
KIQI	SP-NT	1010	San Francisco	1.0	2.3					
KISQ-F	B/AC	98.1	San Francisco	2.1	7.0					
KITS-F	AOR-NR	105.3	San Francisco	2.9	9.5					
KKSF-F	J	103.7	San Francisco	2.3	7.0					
KLLC-F	AC-NR	97.3	San Francisco	1.2	5.8					
KMEL-F	CHR/U	106.1	San Francisco	2.1	7.0					
KNBR	PRTS/FS	680	San Francisco	4.0	9.0					
KOIT-AF	SAC	96.5	San Francisco	2.9	9.5					
KSAN-F	CLAOR	107.7	San Mateo	0.7	2.9					
KSFO	T	560	San Francisco	2.8	5.0					
KSOL-FF	SP	99.1	Santa Cruz	2.6	5.7					
KTCT	SPRTS	1050	San Mateo	0.6	1.7					
KTOM-F	C	100.7	Salinas	0.5	0.6					
KYCY-F	C	93.3	San Francisco	0.7	2.9					
KYLD-F	U/CHR	94.9	San Francisco	4.9	12.7					
KZQZ-F	CHR	95.7	San Francisco	3.1	11.7					

AM Stations

KAZA	1290	5 kw/0.088 kw (DA-2)	Hispanic	\$ NA	Lotus		Gilroy
KLIV	1590	5 kw (DA-N)	News	CNN \$18.00	Allied	Kieve	
KLOK	1170	50 kw/5 kw (DA-2)	Hispanic-Regional	\$74.00	Caballero	EXCL	
KSJX	1500	10 kw/5 kw (DA-2)	Ethnic	\$ NA	--	Multicultural	
KZSF	1370	5 kw (DA-2)	Hispanic-Regional	\$ NA	--	Z-Spanish	
KZSJ	1120	5 kw/0.15 kw	Ethnic		--		San Martin

FM Stations

KARA	105.7	50 kw @ 500	AC	\$78.00	Allied	Kieve	Santa Clara
KBAY	94.5	34 kw @ 587	Soft AC	UPI, AP \$100.00	Christal	CBS/Infinity	
KBRG	100.3	14.5 kw @ 2580	Hispanic Contemp.	\$ NA	Caballero	EXCL	
KEZR	106.5	50 kw @ 430	AC/CHR	\$107.00	Christal	CBS/Infinity	
KRTY	95.3	0.9 kw @ 860	Country	\$89.00	Allied	Kieve	Los Gatos
KSJO	92.3	50 kw @ 466	AOR	\$145.00	Eastman	Clear Channel	
KUFX	98.5	12.5 kw @ 880	Classic AOR	ABC \$55.00	Eastman	Clear Channel	Gilroy

Notes: San Jose is a portion of the San Francisco metro survey area. Only stations home to the San Jose market are included in these listings . . . 10/99 AMFM and Clear Channel announced plans to merge; overlap with San Francisco may require divestitures

SEATTLE-TACOMA

Arbitron Rank 14 Pop (12+): 2,844,400
MSA Rank: 21-Seattle; 79-Tacoma
MSA Pop: 3,450,000
DMA: 12
Average Persons Rating: 14.5
Market TSL in Hours 19.50

Stations 31 / 30
Diaries: 3,825/ 744:1/ 52.1%
Sample Target: 3,690
% Below Line: 0.5
% Not Listed: 14.7
Pop per Station: 94,813

Last Year's Revenue: \$178,000,000
Household Income: \$53,046
Total Retail Sales: \$34.1 Bil.
#1 Biller: KIRO \$23,900,000
#1 Billing Portfolio
 Entercom \$64,850,000

12+ Metro	Format	Summer 99 1/4 Share	Spg 99	Win 99	Fall 98	Sum 98	4-Book Avg	12+ Metro Cume / Rtg.	Spg 99	Sum 98	12+ TSA AQH / Cume	Revenue Level	
1	KIRO	316 / 7.7	6.6	5.6	4.9	7.5	6.2	5562 / 19.6	17.7	20.6		K	KIRO
2	KUBE-F	261 / 6.3	5.5	5.5	6.0	6.6	5.8	4746 / 16.7	15.5	16.9		I	KUBE-F
3	KMPS-F	203 / 4.9	5.0	4.6	5.5	5.2	5.0	3428 / 12.1	12.4	12.0		J	KMPS-F
4	KBKS-F	201 / 4.9	4.9	4.4	4.9	4.8	4.8	4692 / 16.5	17.1	16.3		G	KBKS-F
5	KNDD-F	194 / 4.7	4.8	4.4	3.6	4.6	4.4	3885 / 13.7	14.6	13.4		H	KNDD-F
6	KWJZ-F	188 / 4.6	3.4	3.3	3.8	3.6	3.8	2634 / 9.3	8.0	8.3		G	KWJZ-F
7	KLSY-F	182 / 4.4	4.0	3.2	4.7	4.8	4.1	3692 / 13.0	11.1	12.3		H	KLSY-F
8	KBSG-AF	176 / 4.3	3.7	5.1	4.6	5.1	4.4	3881 / 13.6	12.4	14.2		I	KBSG-AF
9	KPLZ-F	164 / 4.0	3.9	4.1	3.5	4.2	3.9	4142 / 14.6	12.7	13.9		I	KPLZ-F
10	KVI	142 / 3.5	4.5	3.6	4.3	3.6	4.0	1834 / 6.4	7.2	6.7		I	KVI
11	KING-F	135 / 3.3	3.0	3.5	3.8	3.8	3.4	2393 / 8.4	8.1	8.6		G	KING-F
12	KZOK-F	134 / 3.3	3.1	2.9	3.4	3.0	3.2	2708 / 9.5	9.2	9.2		I	KZOK-F
13	KIXI	132 / 3.2	3.7	4.0	3.8	4.0	3.7	1774 / 6.2	6.8	7.1		D	KIXI
14	KISW-F	128 / 3.1	3.5	4.1	3.5	3.6	3.6	2459 / 8.6	9.0	9.1		H	KISW-F
15	KOMO	119 / 2.9	3.7	3.3	4.1	3.1	3.5	2795 / 9.8	10.2	10.7		G	KOMO
16	KJR-F	117 / 2.8	3.9	2.9	3.4	3.1	3.3	2738 / 9.6	8.9	10.2		H	KJR-F
17	KMTT-F	110 / 2.7	2.9	2.8	3.0	2.4	2.8	2203 / 7.7	7.8	7.4		H	KMTT-F
18	KRWM-F	109 / 2.7	3.5	3.8	3.1	2.8	3.3	2129 / 7.5	8.3	6.4		G	KRWM-F
19	KYCW-F	103 / 2.5	2.4	2.5	2.1	2.3	2.4	1702 / 6.0	5.8	4.9		G	KYCW-F
20	KQBZ-F	85 / 2.1	2.0	3.0	2.6	2.7	2.4	2017 / 7.1	6.7	7.9		F	KQBZ-F
21	KNWX	65 / 1.6	1.4	1.9	1.6	1.5	1.6	1572 / 5.5	5.8	5.9		C	KNWX
22	KCMS-F	58 / 1.4	1.8	1.8	1.5	1.4	1.6	1307 / 4.6	5.1	4.1			KCMS-F
22	KJR-AA	58 / 1.4	2.1	3.5	2.1	2.0	2.3	1472 / 5.2	7.2	6.5			KJR-AA

12+ FM Share (Metro): 74.81% (2625 of 3509) (Summer 98: 74.55%)

Teens	18-34	18-49	25-49	25-54	35+	12+ AMD	12+ Mid	12+ PMD	12+ Eve	12+ Wknd
1 KUBE-F >>	1 KUBE-F <	1 KUBE-F	1 KLSY-F <	1 KIRO <	1 KIRO >	1 KIRO	1 KIRO	1 KIRO <	1 KIRO >	1 KIRO
2 KBKS-F	2 KNDD-F	2 KNDD-F <	2 KPLZ-F <	2 KLSY-F <	2 KWJZ-F <	2 KUBE-F	2 KUBE-F <	2 KUBE-F	2 KUBE-F	2 KUBE-F
3 KNDD-F >>>	3 KBKS-F <	2 KLSY-F <	3 KIRO <	3 KWJZ-F	3 KBSG-AF <	3 KMPS-F	3 KBKS-F <	3 KMPS-F <	3 KBKS-F <	3 KWJZ-F
4 KPLZ-F	4 KBKS-F	4 KZOK-F <	4 KZOK-F <	3 KPLZ-F <	4 KMPS-F	4 KLSY-F <	4 KNDD-F <	4 KBKS-F <	4 KNDD-F <	4 KMPS-F <
5 KISW-F	4 KPLZ-F	5 KUBE-F	5 KBSG-AF <	5 KIXI	5 KVI <	5 KBSG-AF	5 KNDD-F <	5 KWJZ-F <	5 KBKS-F <	5 KBKS-F <
6 KLSY-F	6 KISW-F <	5 KMPS-F <	6 KMPS-F <	5 KVI <	6 KBSG-AF	5 KMPS-F	6 KWJZ-F <	6 KOMO <	6 KNDD-F <	6 KNDD-F <
7 KMPS-F >	7 KIRO	7 KBKS-F	7 KZOK-F <	7 KING-F <	6 KNDD-F <	5 KLSY-F <	7 KQBZ-F <	7 KLSY-F	7 KBSG-AF	7 KBSG-AF
8 KMTT-F <	7 KMPS-F <	7 KNDD-F <	8 KUBE-F	8 KOMO <	8 KPLZ-F <	8 KVI <	8 KLSY-F <	8 KQBZ-F	8 KIXI <	8 KIXI <
9 KQBZ-F	9 KZOK-F <	9 KBSG-AF <	8 KBKS-F <	9 KLSY-F	9 KBKS-F <	9 KPLZ-F <	9 KPLZ-F <	9 KPLZ-F <	9 KING-F <	9 KING-F <
9 KZOK-F <	10 KBSG-AF	10 KISW-F	10 KNDD-F <	10 KZOK-F	10 KZOK-F <	10 KWJZ-F	10 KBSG-AF	10 KING-F <	10 KLSY-F <	10 KLSY-F <
			10 KWJZ-F <							

Wom 18-24	Wom 18-34	Wom 25-34	Wom 18-49	Wom 25-54	Men 18-24	Men 18-34	Men 25-34	Men 18-49	Men 25-54	12+ Ovrnite
1 KUBE-F	1 KBKS-F <	1 KPLZ-F	1 KLSY-F <	1 KLSY-F <	1 KNDD-F	1 KNDD-F	1 KNDD-F	1 KNDD-F <	1 KIRO <	1 KIRO <
2 KBKS-F >	2 KUBE-F <	2 KBKS-F	2 KBKS-F	2 KMPS-F <	1 KUBE-F >	2 KISW-F <	1 KISW-F >	2 KISW-F	2 KZOK-F <	2 KUBE-F <
3 KNDD-F	3 KPLZ-F <	3 KLSY-F	2 KPLZ-F <	3 KPLZ-F <	3 KISW-F	3 KUBE-F >	3 KUBE-F	3 KZOK-F <	3 KISW-F	3 KOMO
3 KLSY-F	4 KLSY-F	4 KMPS-F	4 KUBE-F	4 KWJZ-F <	4 KBKS-F	4 KPLZ-F	4 KPLZ-F >	4 KUBE-F <	4 KNDD-F	4 KMPS-F
5 KPLZ-F >	5 KNDD-F	4 KUBE-F	5 KMPS-F	5 KBSG-AF	5 KQBZ-F	5 KBKS-F <	5 KZOK-F	5 KIRO	5 KJR-F <	5 KNDD-F <
	6 KMPS-F	6 KNDD-F	6 KBSG-AF <	6 KBKS-F <	6 KMPS-F	6 KQBZ-F <	5 KIRO	6 KJR-F <	6 KWJZ-F <	6 KBSG-AF <
	7 KRWM-F <	6 KYCW-F	7 KWJZ-F	7 KUBE-F <	6 KPLZ-F	7 KZOK-F <	7 KBKS-F	7 KBKS-F <	7 KBSG-AF	7 KBSG-AF
	8 KYCW-F	8 KWJZ-F <	8 KNDD-F <	8 KIRO	8 KJR-AA	8 KMPS-F <	7 KQBZ-F <	8 KPLZ-F <	7 KVI	7 KVI
	9 KMTT-F	9 KMTT-F <	9 KMTT-F	8 KRWM-F		9 KIRO <	9 KJR-F <	9 KLSY-F <	7 KUBE-F <	7 KUBE-F <
		10 KRWM-F	9 KRWM-F	10 KMTT-F <		10 KJR-AA <	10 KMPS-F	10 KQBZ-F	10 KQBZ-F <	10 KQBZ-F <

SEATTLE-TACOMA

Other Rated Stations				Metro Share	Cume Rating	TSA AQH Cume	Consolidation Report			12+	25-54	Revenue
KCIS	REL	630	Edmonds	0.4	1.5		Ackerley		10.5 %	9.8 %	14.9 %	
KKBY-F	B	104.9	Eatonville	0.9	1.9		KHHO-AM, KJR-AM, KJR-FM, KUBE-FM					
KRPM	C/O	1090	Seattle	0.3	0.7		CBS/Infinity		15.9 %	16.6 %	19.3 %	
KSRB	B/O	1150	Seattle	0.5	0.7		KBKS-FM, KMPS-FM, KRPM-AM, KYCW-FM, KZOK-FM					
KXXO-F	AC	96.1	Olympia	0.6	1.6		Entercom		26.2 %	26.4 %	32.1 %	
							KBSG-AF, KIRO-AM, KISW-FM, KMTT-FM, KNDD-FM, KNWX-AM, KQBZ-FM					
							Fisher		10.4 %	10.2 %	14.6 %	
							KOMO-AM, KPLZ-FM, KVI-AM					
							Sandusky		15.4 %	14.7 %	13.1 %	
							KIXI-AM, KLSY-FM, KRWM-FM, KSRB-AM, KWJZ-FM					
									78.4 %	77.7 %	94.0 %	

AM Stations

Station	Freq	Power	Location	Program	Advertiser	Agency	Station	Location
KBSG	1210	27.5 kw/10 kw (DA-2)		Simul. KBSG-F				Auburn
KHHO	850	10 kw/1 kw (DA-2)		Simul. KJR				Tacoma
KIRO	710	50 kw (DA-N)		News/Talk	CBS, AP	\$291.00	Katz	Entercom
KIXI	880	50 kw/10 kw (DA-2)		Standards	Westwd	\$50.00	Christal	Sandusky
KJR	950	50 kw (DA-N)		Sports	ESPN, CBS	\$54.00	---	Ackerley
KNWX	770	50 kw/5 kw (DA-2)		News	AP	\$25.00	Katz	Entercom
KOMO	1000	50 kw (DA-N)		Talk	ABC	\$85.00	Sentry	Fisher
KVI	570	5 kw		Talk	ABC	\$117.00	Sentry	Fisher

FM Stations

Station	Freq	Power	Location	Program	Advertiser	Agency	Station	Location	
KBKS	106.1	58 kw @ 2343		CHR/AC		\$58.00	Eastman	CBS/Infinity	Tacoma
KBSG	97.3	55 kw @ 2393		Oldies		\$225.00	D&R	Entercom	Tacoma
KCMS	105.3	115 kw @ 722		Contemp. Christian	UPI	\$44.00	---	KCIS	Edmonds
KING	98.1	58 kw @ 2343		Classical		\$95.00	Sentry		
KISW	99.9	100 kw @ 1148		AOR		\$138.00	D&R	Entercom	
KJR	95.7	100 kw @ 1180		Classic Hits	ESPN, CBS	\$110.00	Allied	Ackerley	
KLSY	92.5	58 kw @ 2343		AC	AP	\$145.00	Christal	Sandusky	Bellevue
KMPS	94.1	58 kw @ 2343		Country	AP	\$185.00	Eastman	CBS/Infinity	
KMTT	103.7	58 kw @ 2343		Progressive AOR		\$125.00	D&R	Entercom	Tacoma
KNDD	107.7	100 kw @ 1194		AOR-New Rock		\$140.00	D&R	Entercom	
KPLZ	101.5	100 kw @ 1200		CHR/AC		\$120.00	Sentry	Fisher	
KQBZ	100.7	100 kw @ 736		Talk	AP	\$ NA	Katz	Entercom	
KRWM	106.9	100 kw @ 819		Soft AC		\$71.00	Christal	Sandusky	Bremerton
KUBE	93.3	100 kw @ 1290		CHR		\$145.00	Allied	Ackerley	
KWJZ	98.9	100 kw @ 1110		Jazz		\$ 65.00	Christal	Sandusky	
KYCW	96.5	100 kw @ 1223		Country		\$105.00	Eastman	CBS/Infinity	
KZOK	102.5	100 kw @ 1194		Classic AOR		\$180.00	Eastman	CBS/Infinity	

Notes:

SHREVEPORT

Arbitron Rank 129 **Pop (12+)** 308,800
MSA Rank: 131
MSA Pop: 382,000
DMA: 75
Average Persons Rating: 14.6
Market TSL in Hours 19.75

Stations 18 / 16
Diaries: 969 / 319:1 / 49.7%
Sample Target: 940
% Below Line: 1.6
% Not Listed: 8.9
Pop per Station: 19,300

Last Year's Revenue: \$15,000,000
Household Income: \$34,562
Total Retail Sales: \$3.9 Bil.
#1 Biller: KRMD-F \$4,000,000
#1 Billing Portfolio
 AMFM \$5,690,000

12+ Metro	Format	Summer 99 1/4 Share	Spg 99	Win 99	Fall 98	Sum 98	4-Book Avg	12+ Metro Cume / Rtg.	Spg 99	Sum 98	12+ TSA AQH / Cume	Revenue Level
1	KMJJ-F	69 / 15.3	16.1	13.6	11.6	15.8	14.2	698 / 22.6	26.3	24.2		C
2	KDKS-F	50 / 11.1	12.0	10.9	10.6	11.9	11.1	644 / 20.9	19.0	21.3		C
3	KRUF-F	47 / 10.4	9.1	8.9	7.4	9.8	9.0	728 / 23.6	21.4	21.7		B
4	KRMD-F	36 / 8.0	8.1	13.0	7.6	13.3	9.2	564 / 18.3	18.6	25.1		F
5	KVKI-F	31 / 6.9	5.7	6.8	8.2	5.6	6.9	478 / 15.5	15.0	15.1		D
6	KOKA	27 / 6.0	6.8	5.5	7.0	5.4	6.3	270 / 8.7	8.2	9.9		A
7	KTUX-F	26 / 5.8	3.3	4.1	4.6	2.3	4.4	265 / 8.6	8.3	7.6		B
8	KEEL	24 / 5.3	6.3	4.5	7.2	5.4	5.8	316 / 10.2	11.4	11.7		B
9	KITT-F	18 / 4.0	4.1	3.9	3.4	5.6	3.8	386 / 12.5	11.0	14.2		C
10	KWKH	15 / 3.3	1.7	2.3	2.1	1.9	2.4	226 / 7.3	6.3	0.0		A
11	KSYR-F	13 / 2.9	2.0	2.7	5.3	3.7	3.2	351 / 11.4	7.7	11.9		A
11	KLKL-F	13 / 2.9	2.8	2.3	3.8	2.8	2.9	277 / 9.0	8.5	9.5		B
13	KRVQ-F	12 / 2.7	5.2	4.1	1.5		3.4	238 / 7.7	10.7			B
14	KTAL-F	11 / 2.4	3.0	3.4	3.4	4.0	3.1	233 / 7.5	8.9	9.9		B

12+ FM Share (Metro): 81.02% (333 of 411) (Summer 98: 84.02%)

Teens	18-34	18-49	25-49	25-54	35+	12+ AMD	12+ Mid	12+ PMD	12+ Eve	12+ Wknd
1 KMJJ-F >>	1 KMJJ-F	1 KMJJ-F	1 KDKS-F	1 KDKS-F	1 KRMD-F <	1 KDKS-F	1 KRUF-F <	1 KMJJ-F	1 KMJJ-F >	1 KMJJ-F >
2 KRUF-F >	2 KRUF-F	2 KDKS-F	2 KMJJ-F <	2 KMJJ-F	2 KOKA <	2 KMJJ-F <	2 KMJJ-F	2 KRUF-F	2 KDKS-F >	2 KDKS-F >
3 KDKS-F >	3 KDKS-F <	3 KRUF-F >	3 KRUF-F >>	3 KRUF-F	3 KDKS-F <	3 KRMD-F <	3 KVKI-F <	3 KDKS-F	3 KRUF-F >	3 KRUF-F
	4 KTUX-F >>	4 KTUX-F <	4 KVKI-F	4 KVKI-F	4 KEEL	4 KRUF-F	4 KEEL <	4 KRMD-F <	4 KTUX-F <	4 KOKA
		5 KVKI-F <	5 KRMD-F	5 KRMD-F	4 KVKI-F	5 KOKA <	5 KDKS-F	5 KVKI-F <	5 KOKA	4 KRMD-F
		6 KRMD-F >	5 KTUX-F >	6 KTUX-F	6 KMJJ-F	6 KVKI-F	5 KRMD-F	6 KTUX-F	5 KRMD-F	6 KTUX-F <
			7 KTAL-F	7 KEEL	7 KWKH <	7 KEEL	7 KTUX-F	7 KEEL		7 KVKI-F
			7 KSYR-F	8 KTAL-F	8 KRUF-F <	8 KTUX-F <	8 KOKA	8 KOKA <		
			7 KEEL	8 KITT-F	9 KLKL-F <					

Wom 18-24	Wom 18-34	Wom 25-34	Wom 18-49	Wom 25-54	Men 18-24	Men 18-34	Men 25-34	Men 18-49	Men 25-54	12+ Ovrnite
1 KMJJ-F >>	1 KMJJ-F >	1 KRUF-F	1 KMJJ-F	1 KDKS-F	1 KMJJ-F >	1 KMJJ-F	1 KTUX-F	1 KMJJ-F	1 KDKS-F	1 KMJJ-F
2 KRUF-F >	2 KRUF-F	1 KMJJ-F	2 KRUF-F	2 KMJJ-F	2 KTUX-F	1 KTUX-F	2 KRUF-F	2 KDKS-F	2 KMJJ-F <	2 KDKS-F
3 KDKS-F >	3 KDKS-F >	1 KDKS-F >	2 KDKS-F	2 KVKI-F	3 KRUF-F	3 KRUF-F	3 KMJJ-F	2 KTUX-F	3 KTUX-F <	3 KRMD-F >
	4 KVKI-F	4 KVKI-F	4 KVKI-F >	4 KRUF-F >		4 KDKS-F >>	4 KDKS-F >	4 KRUF-F >	4 KRUF-F	4 KRUF-F
			5 KRMD-F	5 KRMD-F				5 KRMD-F	5 KEEL	5 KITT-F >
			6 KSYR-F	6 KOKA				6 KEEL	6 KRMD-F	
									7 KTAL-F	

Other Rated Stations	Metro Share	Cume Rating	TSA AQH Cume
KIOU	B/G	1480	Shreveport 1.6 1.6
KRMD	SPRTS	1340	Shreveport 1.1 4.3

Other Rated Stations--Outside Market	Metro Share	Cume Rating	TSA AQH Cume
KPYN-F	G	100.1	Atlanta, TX 0.4 1.1
KYLA-F	C	106.7	Homer, LA 1.1 3.3

Consolidation Report	12+	25-54	Revenue
AMFM (See Notes)	24.4 %	20.2 %	38.0 %
KMJJ-FM, KRMD-AM, KRMD-FM			
Clear Channel (See Notes)	35.7 %	36.5 %	41.8 %
KEEL-AM, KITT-FM, KRUF-FM, KTUX-FM, KVKI-FM, KWKH-AM			
Local - 1	20.0 %	20.7 %	13.7 %
KDKS-FM, KLKL-FM, KOKA-AM			
Local - 2	5.6 %	7.2 %	1.2 %
KASO-AM, KRVQ-FM, KSYR-FM			
Total	85.7 %	84.6 %	94.7 %

SHREVEPORT

AM Stations

KEEL	710	50 kw/5 kw (DA-2)	Talk	CNN, TARN, ABC	\$24.00	Katz	Clear Channel
KOKA	980	5 kw/0.08 kw	Gospel/Black	AURN, WW1, ABC	\$20.00	Allied	KDKS-F/KLKL-F
KWKH	1130	50 kw (DA-N)	Talk/Sports	Westwd	\$ NA	Katz	Clear Channel

FM Stations

KDKS	103.7	6 kw @ 328	Black	ABC	\$22.00	Allied	KOKA/KLKL-F	Haughton
KITT	93.7	100 kw @ 1010	Country	ABC, CNN, Westwd	\$30.00	D&R	Clear Channel	
KLKL	92.1	6 kw @ 325	Oldies	ABC	\$<20.00	Allied	KOKA/KDKS-F	Benton
KMJJ	99.7	50 kw @ 462	Black	Westwd, ABC	\$36.00	Eastman	AMFM	
KRMD	101.1	100 kw @ 1118	Country		\$68.00	Eastman	AMFM	
KRUF	94.5	100 kw @ 1296	CHR	Westwd	\$ NA	D&R	Clear Channel	
KRVQ	102.1	14 kw @ 440	Oldies		\$ NA	---	KASO/KSYR-F	Blanchard
KSYR	95.7	50 kw @ 469	AC		\$ NA	---	KASO/KRVQ-F	Minden
KTAL	98.1	100 kw @ 1361	AOR		\$25.00	Banner		Texarkana
KTUX	98.9	100 kw @ 718	AOR-New Rock		\$<20.00	Banner	Clr Chnl, pend.	Carthage, TX
KVKI	96.5	100 kw @ 797	AC		\$46.00	Clr Chnl	Clear Channel	

Notes: KYLA-F (106.7; Homer, LA) is LMA'd to KOKA/KDKS-F/KLKL-F . . . 9/99 KWKH changed from Talk/Sports to Classic Country (C/O) . . . 10/99 AMFM and Clear Channel announced plans to merge. Divestitures in the market may be necessary, due to revenue concentration . . . 10/99 Further complicating matters, KTUX-F was sold to Clear Channel for \$5,500,000

FORMAT CODES

AC	- Adult Contemporary	J	- Jazz and New Adult Contemporary
AC-NR	- Modern AC	KIDS	- Children's
AOR	- Album Oriented Rock	N	- News
AOR-NR	- New Rock	O	- Oldies (50's & 60's)
AOR-P	- Progressive AOR	REL	- Religion, Christian
B	- Black (audience 75%+ Black)	REL-CC	- Contemporary Christian
B/AC	- Black Adult Contemporary	SAC	- Soft Adult Contemporary
B/G	- Black Gospel	SP	- Hispanic/Spanish
B/O	- Black Oldies	SP-C	- Hispanic Contemporary
BIZ	- Business News & Talk	SP-NT	- Hispanic News/Talk/Information
C	- Country	SP-R	- Hispanic-Regional
C/O	- Classic Country	SP-TP	- Hispanic-Tropical
CHR	- Contemporary Hit Radio, Top 40	SP-VA	- Hispanic Variety
CL	- Classical	SP-TJ	- Tejano
CL AOR	- Classic AOR, Classic Rock	SPRTS	- Sports
CL HITS	- Classic Hits/70's Oldies	ST	- Standards, Big Band, Nostalgia
E	- Ethnic (usually Foreign Lang.)	T	- Talk
EZ	- Easy Listening, Beautiful Music	U	- Urban (majority of audience is non-white)
FS	- Full Service	VA	- Variety
G	- Gospel	?	- Others or Unknown

REVENUE LEVEL CODES

A - Less than \$500,000	E - \$3,000,000 to \$3,999,999	I - \$10,000,000 to \$14,999,999
B - \$500,000 to \$999,999	F - \$4,000,000 to \$4,999,999	J - \$15,000,000 to \$19,999,999
C - \$1,000,000 to \$1,999,999	G - \$5,000,000 to \$6,999,999	K - \$20,000,000 to \$29,999,999
D - \$2,000,000 to \$2,999,999	H - \$7,000,000 to \$9,999,999	L - \$30,000,000+

SPOKANE

Arbitron Rank 87 Pop (12+) 427,800	Stations 20 / 20	Last Year's Revenue: \$17,700,000
MSA Rank: 121	Diaries: 1,430 / 299:1 / 51.4%	Household Income: \$38,307
MSA Pop: 416,000	Sample Target: 1,420	Total Retail Sales: \$5.5 Bil.
DMA: 72	% Below Line: 0.0	#1 Biller: KKZX-F \$2,400,000
Average Persons Rating: 15.1	% Not Listed: 12.2	#1 Billing Portfolio
Market TSL in Hours 20.75	Pop per Station: 21,390	AMFM \$6,310,000

12+ Metro	Format	Summer 99 1/4 Share	Spg 99	Win 99	Fall 98	Sum 98	4-Book Avg	12+ Metro Cume / Rtg.	Spg 99	Sum 98	12+ TSA AQH / Cume	Revenue Level	
1	KZZU-F	CHR	69 / 10.7	9.4	10.2	11.1	9.1	10.3	1139 / 26.6	23.0	22.1	C	KZZU-F
2	KKZX-F	CL AOR	60 / 9.3	8.9	7.8	7.9	9.1	8.5	780 / 18.2	18.6	17.7	D	KKZX-F
3	KDRK-F	C	52 / 8.0	8.9	8.5	8.8	8.2	8.6	714 / 18.1	17.4	19.4	D	KDRK-F
4	KAEP-F	AOR-NR	49 / 7.6	4.5	5.2	5.3	6.0	5.6	712 / 16.7	14.7	15.5	C	KAEP-F
5	KXLY	N/T	40 / 6.2	5.1	5.5	5.8	5.8	5.6	595 / 13.9	11.4	15.9	B	KXLY
6	KXLY-F	SAC	39 / 6.0	6.5	7.3	7.0	6.6	6.7	671 / 15.7	14.6	14.8	C	KXLY-F
7	KISC-F	AC	33 / 5.1	4.5	6.4	5.5	5.0	5.4	503 / 11.7	11.3	13.3	C	KISC-F
8	KEYF-AF	O	32 / 4.9	6.5	4.9	5.8	7.1	5.5	619 / 14.5	16.0	18.1	C	KEYF-AF
9	KHTQ-F	AOR	29 / 4.5	4.7	4.2	4.3	4.6	4.4	506 / 11.8	12.1	14.8	B	KHTQ-F
10	KAQQ	ST	28 / 4.3	5.9	4.6	5.2	4.6	5.0	298 / 7.0	9.1	8.1	A	KAQQ
11	KGA	N/T	24 / 3.7	5.1	5.4	5.8	6.0	5.0	322 / 7.5	9.9	10.5	B*	KGA
12	KEZE-F	AC/CHR	21 / 3.2	4.5	0.7				330 / 7.7	10.1			KEZE-F
13	KNFR-F	C	20 / 3.1	2.7	4.3	4.9	4.6	3.7	424 / 9.9	8.7	12.0	C	KNFR-F
14	KCDA-F	C	18 / 2.8	2.1	3.1	2.7	3.0	2.7	254 / 5.9	4.8	6.3	B	KCDA-F
15	KWHK-F	CL AOR	17 / 2.6	2.0	3.4	3.2	3.6	2.8	277 / 6.5	5.4	8.6	A	KWHK-F
16	KTSL-F	REL-CC	14 / 2.2	1.2	1.2	1.5	1.6	1.5	219 / 5.1	3.5	4.0		KTSL-F

12+ FM Share (Metro): 80.63% (458 of 568) (Summer 98: 77.19%)

Teens	18-34	18-49	25-49	25-54	35+	12+ AMD	12+ Mid	12+ PMD	12+ Eve	12+ Wknd
1 KZZU-F >>>	1 KZZU-F	1 KKZX-F <	1 KKZX-F	1 KKZX-F	1 KXLY <	1 KKZX-F	1 KKZX-F <	1 KZZU-F	1 KZZU-F >	1 KZZU-F >
2 KAEP-F >	2 KAEP-F	2 KZZU-F	2 KAEP-F <	2 KDRK-F	2 KKZX-F <	2 KDRK-F <	2 KAEP-F <	2 KKZX-F <	2 KXLY <	2 KDRK-F
3 KHTQ-F	3 KKZX-F	3 KAEP-F	3 KDRK-F	3 KAEP-F <	3 KDRK-F <	3 KZZU-F	3 KZZU-F	3 KDRK-F <	3 KAEP-F	3 KKZX-F <
	4 KHTQ-F	4 KDRK-F >	3 KZZU-F	4 KZZU-F <	4 KXLY-F <	4 KXLY	4 KDRK-F	4 KAEP-F	3 KKZX-F	4 KAEP-F
	5 KDRK-F >	5 KISC-F	5 KISC-F	5 KISC-F	5 KEYF-AF <	5 KAEP-F <	5 KXLY-F <	5 KXLY-F	5 KHTQ-F <	5 KXLY <
	6 KEZE-F >>	5 KHTQ-F	6 KHTQ-F	6 KXLY-F	6 KAQQ	6 KXLY-F	6 KISC-F	6 KXLY	6 KDRK-F <	6 KEYF-AF <
		7 KXLY-F <	7 KEZE-F	7 KEYF-AF <	7 KISC-F <	7 KISC-F	7 KXLY <	6 KEYF-AF <	7 KAQQ	7 KXLY-F
		8 KEZE-F	7 KXLY-F	8 KHTQ-F	8 KGA	8 KAQQ	8 KEYF-AF	8 KHTQ-F	7 KISC-F	8 KISC-F <
				9 KEZE-F <	9 KZZU-F	8 KEYF-AF <	8 KHTQ-F <	9 KISC-F <	9 KXLY-F	9 KAQQ
							10 KGA <	10 KEZE-F	9 KGA <	
								10 KAQQ		

Wom: 18-24	Wom 18-34	Wom 25-34	Wom 18-49	Wom 25-54	Men 18-24	Men 18-34	Men 25-34	Men 18-49	Men 25-54	12+ Ovrite
1 KZZU-F >>>	1 KZZU-F	1 KAEP-F	1 KZZU-F	1 KISC-F <	1 KKZX-F	1 KHTQ-F	1 KHTQ-F	1 KKZX-F >	1 KKZX-F >	1 KZZU-F
2 KAEP-F >	2 KAEP-F >	2 KKZX-F	2 KDRK-F <	2 KDRK-F <	2 KZZU-F >	1 KKZX-F <	2 KEZE-F	2 KAEP-F	2 KAEP-F <	2 KXLY
3 KHTQ-F	3 KDRK-F	3 KAEP-F	3 KAEP-F	3 KZZU-F <	3 KAEP-F >	3 KZZU-F <	2 KAEP-F	3 KHTQ-F	3 KDRK-F <	3 KGA
3 KDRK-F >	3 KKZX-F >	3 KZZU-F >	4 KISC-F	4 KXLY-F	4 KHTQ-F	4 KAEP-F	4 KZZU-F	3 KZZU-F	4 KHTQ-F	3 KDRK-F <
	5 KHTQ-F	5 KEZE-F >	5 KKZX-F	5 KKZX-F	4 KXLY-F	5 KEZE-F	5 KKZX-F	5 KDRK-F <	5 KXLY <	5 KKZX-F >
		5 KEZE-F >	6 KXLY-F	5 KAEP-F	4 KDRK-F	6 KDRK-F >	6 KDRK-F >	6 KXLY	6 KZZU-F	
			7 KEYF-AF	7 KEYF-AF >	4 KTSL-F			7 KEZE-F	7 KWHK-F	
					4 KJRB >>			8 KWHK-F	7 KEZE-F	

Other Rated Stations				Metro Cume Share	TSA Rating	AQH Cume
KAZZ-F	ST	107.1	Deer Park	0.9	2.0	
KJRB	SPRTS	790	Spokane	1.5	4.1	
KKPL	ST	630	Opportunity	1.1	3.5	

SPOKANE

Consolidation Report	12+	25-54	Revenue
AMFM (Pend. to Clear Channel) KAQQ-AM, KISC-FM, KKZX-FM, KNFR-FM	21.8 %	23.7 %	35.6 %
Citadel KAEP-FM, KDRK-FM, KEYF-AF, KGA-AM, KJRB-AM, KWHK-FM	28.3 %	32.8 %	32.6 %
Morgan Murphy KEZE-FM, KHTQ-FM, KKPL-AM, KVNI-AM, KXLY-AM, KXLY-FM, KZZU-FM	31.7 %	29.3 %	24.7 %
	81.8 %	85.8 %	92.9 %

AM Stations

Station	Power	Frequency	Format	Advertiser	Agency	Station	Advertiser
KAQQ	590	5 kw	Standards	Westwd, CNN	\$<20.00	Katz	AMFM
KEYF	1050	5 kw/0.355 kw	Simul. KEYF-F				Dishman
KGA	1510	50 kw (DA-N)	News/Talk	Westwd	\$20.00	Mc-Guild	Citadel
KXLY	920	5 kw	News/Talk	ABC	\$22.00	Eastman	Morgan Murphy

FM Stations

Station	Power	Frequency	Format	Advertiser	Agency	Station	Advertiser
KAEP	105.7	100 kw @ 1910	AOR-New Rock		\$28.00	Mc-Guild	Citadel
KCDA	103.1	2.4 kw @ 1886	Country	ABC	\$<20.00	Allied	American Gen'l. Coeur d'Alene, ID
KDRK	93.7	56 kw @ 2380	Country		\$57.00	Mc-Guild	Citadel
KEYF	101.1	100 kw @ 1965	Oldies		\$38.00	Mc-Guild	Citadel Cheney
KEZE	96.9	9.8 kw @ 531	AC/CHR	ABC	\$ NA	Eastman	Morgan Murphy
KHTQ	94.5	100 kw @ 1883	AOR	ABC	\$<20.00	Eastman	Morgan Murphy Hayden, ID
KISC	98.1	94 kw @ 2031	AC		\$44.00	Allied	AMFM
KKZX	98.9	100 kw @ 1614	Classic AOR		\$41.00	Mc-Guild	AMFM
KNFR	96.1	56 kw @ 2380	Country		\$22.00	Allied	AMFM Opportunity
KTSL	101.9	12 kw @ 495	Contemp. Christian	SRN	\$ NA	Salem	Medical Lake
KWHK	103.9	5.5 kw @ 303	Classic AOR	ABC	\$<20.00	Mc-Guild	Citadel
KXLY	99.9	37 kw @ 3000	Soft AC		\$23.00	Allied	Morgan Murphy
KZZU	92.9	85 kw @ 2080	CHR		\$32.00	Christal	Morgan Murphy

Notes: * KGA revenue level includes revenue of KJRB . . . 9/99 KCDA-F changed from Country to Hot AC (AC/CHR) . . . 9/99 KISC-F changed from AC to Soft AC . . . 10/99 AMFM and Clear Channel announced plans to merge

SPRINGFIELD, MA

Arbitron Rank 80 **Pop (12+)** 493,800
MSA Rank: 89
MSA Pop: 590,000
DMA: 104
Average Persons Rating: 15.6
Market TSL in Hours 20.75

Stations 29 / 15
Diaries: 1,684 / 293:1 / 48.3%
Sample Target: 1,670
% Below Line: 28.5
% Not Listed: 19.2
Pop per Station: 32,920

Last Year's Revenue: \$17,800,000
Household Income: \$42,664
Total Retail Sales: \$4.4 Bil.
#1 Biller: WAQY-AF \$4,100,000
#1 Billing Portfolio
 Clear Channel \$4,475,000

12+ Metro	Format	Summer 99 1/4 Share	Spg 99	Win 99	Fall 98	Sum 98	4-Book Avg	12+ Metro Cume / Rtg.	Spg 99	Sum 98	12+ TSA AQH / Cume	Revenue Level
1	WMAS-F	74 / 9.6	8.4	9.1	10.2	9.4	9.3	947 / 19.2	19.9	20.6		D
2	WAQY-F	61 / 7.9	7.8	5.7	8.7	7.6	7.5	892 / 18.1	19.6	20.1		F
3	WPXK-F	58 / 7.5	7.6	7.6	7.9	6.9	7.7	700 / 14.2	17.2	14.7		E
4	WHYN-F	51 / 6.6	7.2	6.4	5.6	6.3	6.5	931 / 18.9	16.3	17.5		D
5	WKSS-F	48 / 6.2	6.1	5.1	5.2	5.3	5.7	952 / 19.3	18.0	18.4		
6	WHYN	41 / 5.3	5.2	4.7	5.3	6.5	5.1	681 / 13.8	14.3	14.4		C
7	WTIC-F	30 / 3.9	4.6	4.3	4.4	4.9	4.3	820 / 16.6	15.9	17.4		WTIC-F
8	WAAF-F	25 / 3.2	3.3	2.3	2.6	2.7	2.9	479 / 9.7	9.5	9.3		WAAF-F
9	WNNZ	23 / 3.0	4.7	3.6	2.2	3.3	3.4	427 / 8.7	10.4	7.5		B
10	WDRC-F	22 / 2.9	2.7	2.9	3.2	2.7	2.9	481 / 9.7	10.3	9.2		WDRC-F
11	WRCH-F	21 / 2.7	2.5	2.0	2.3	3.1	2.4	317 / 6.4	6.8	8.2		WRCH-F
11	WHMP-F	21 / 2.7	2.6	2.0	2.2	3.2	2.4	536 / 10.9	9.5	10.5		C
13	WMAS	20 / 2.6	3.7	4.5	4.0	3.6	3.7	265 / 5.4	6.9	5.9		B
14	WCCC-F	19 / 2.5	2.5	3.3	3.6	2.7	3.0	492 / 10.0	9.0	10.8		WCCC-F
15	WRNX-F	16 / 2.1	2.0	2.9	2.7	2.1	2.4	313 / 6.3	6.3	6.7		C
15	WSPR	16 / 2.1	0.7	1.7	1.7	1.7	1.5	119 / 2.4	1.4	2.7		A

12+ FM Share (Metro): 80.39% (500 of 622) (Summer 98: 75.45%)

Teens	18-34	18-49	25-49	25-54	35+	12+ AMD	12+ Mid	12+ PMD	12+ Eve	12+ Wknd
1 WKSS-F >>>	1 WAQY-F <	1 WMAS-F <	1 WMAS-F	1 WMAS-F	1 WMAS-F	1 WMAS-F	1 WMAS-F	1 WMAS-F	1 WKSS-F <	1 WPXK-F <
2 WAQY-F	2 WMAS-F <	2 WAQY-F >	2 WAQY-F	2 WAQY-F	1 WPXK-F	2 WAQY-F <	2 WAQY-F	2 WPXK-F <	2 WMAS-F	2 WKSS-F <
3 WAAF-F	3 WKSS-F	3 WHYN-F <	3 WPXK-F	3 WPXK-F	3 WHYN <	3 WHYN-F <	3 WHYN-F <	3 WHYN-F <	3 WAQY-F	3 WMAS-F
3 WMAS-F	4 WAAF-F	4 WPXK-F <	4 WHYN-F	4 WHYN-F >	4 WHYN-F	4 WPXK-F <	4 WPXK-F	4 WHYN-F <	4 WHYN	4 WAQY-F
3 WHMP-F	5 WTIC-F	5 WKSS-F	5 WTIC-F	5 WTIC-F	5 WAQY-F	5 WHYN >	5 WHYN	5 WKSS-F	5 WAAF-F	5 WHYN-F <
3 WTIC-F >	6 WHYN-F <	6 WTIC-F	6 WKSS-F	6 WDRC-F <	6 WNNZ <	6 WKSS-F <	6 WKSS-F >	6 WNNZ <	6 WRCH-F	6 WTIC-F
	7 WHMP-F	7 WAAF-F	7 WDRC-F	7 WKSS-F	7 WMAS <	7 WCCC-F	7 WCCC-F	7 WTIC-F <	7 WPXK-F	7 WRCH-F <
	7 WPXK-F	8 WHMP-F	7 WAAF-F	8 WHYN <	8 WDRC-F <	8 WTIC-F	8 WAAF-F <	8 WTIC-F	8 WHMP-F	8 WHYN
	7 WCCC-F >	8 WCCC-F	9 WHYN	9 WAAF-F	9 WRCH-F >	9 WMAS	9 WDRC-F	9 WHMP-F <	8 WTIC-F	8 WDRC-F
						9 WNNZ		10 WHYN	8 WHYN-F	

Wom 18-24	Wom 18-34	Wom 25-34	Wom 18-49	Wom 25-54	Men 18-24	Men 18-34	Men 25-34	Men 18-49	Men 25-54	12+ Ovrnite
1 WMAS-F	1 WMAS-F	1 WMAS-F >	1 WMAS-F >	1 WMAS-F >	1 WAQY-F	1 WAQY-F >	1 WAQY-F >	1 WAQY-F >>	1 WAQY-F >>	1 WMAS-F <
1 WKSS-F >	2 WKSS-F >	2 WKSS-F	2 WHYN-F	2 WHYN-F	2 WAAF-F	2 WAAF-F >	2 WAAF-F >	2 WAAF-F	2 WMAS-F	2 WNNZ
3 WHYN-F >	3 WHYN-F <	3 WPXK-F	2 WKSS-F	2 WPXK-F >	3 WKSS-F	3 WCCC-F	3 WCCC-F	3 WPXK-F <	2 WPXK-F	3 WAQY-F
4 WRNX-F	4 WTIC-F	4 WTIC-F	4 WPXK-F	4 WTIC-F <	3 WCCC-F	4 WHMP-F	4 WHMP-F	4 WMAS-F	4 WHYN-F	4 WKSS-F <
4 WTIC-F	5 WPXK-F	5 WHYN-F >	5 WTIC-F	5 WKSS-F	5 WHMP-F	5 WTIC-F	4 WTIC-F	4 WCCC-F	4 WAAF-F <	5 WAAF-F
6 WHMP-F	6 WRNX-F	6 WRNX-F	6 WAQY-F	6 WAQY-F >	5 WMRQ-F	5 WMRQ-F	4 WMAS-F	6 WHYN-F <	6 WDRC-F <	
6 WAQY-F >	7 WAQY-F	6 WAQY-F >	7 WRNX-F >	7 WDRC-F		5 WKSS-F	4 WPXK-F	7 WHMP-F	7 WHYN	
	8 WHMP-F >		8 WHMP-F	8 WRNX-F				7 WTIC-F	8 WCCC-F	
			8 WRCH-F	8 WRCH-F >				9 WKSS-F	9 WHMP-F	
			8 WDRC-F					9 WHYN	9 WTIC-F	
								9 WDRC-F	9 WNNZ	

Other Rated Stations	Metro Share	Cume Rating	TSA AQH Cume
WACE	REL	730	Chicopee 0.4 2.0
WEIB-F	VA	106.3	Northampton 0.5 1.6
WHMP	T	1400	Northampton 1.2 3.5
WPVQ-F	C	93.9	Turners Falls 0.6 1.7

Other Rated Stations--Outside Market	Metro Share	Cume Rating	TSA AQH Cume
WFAN	SPRTS	660	New York 0.4 1.1
WHCN-F	CL AOR	105.9	Hartford, CT 0.9 3.3
WMRQ-F	AOR-NR	104.1	Waterbury, CT 1.6 8.0
WRSI-F	AOR-P	95.3	Greenfield 0.4 1.1
WSRS-F	AC	96.1	Worcester 1.3 4.4
WTIC	FS	96.5	Hartford, CT 0.9 2.7
WWYZ-F	C	92.5	Waterbury, CT 0.5 2.4
WZMX-F	B/O	93.7	Hartford, CT 1.2 4.2

SPRINGFIELD, MA

Consolidation Report	12+	25-54	Revenue
AMFM (See Notes) WHMP-AM, WHMP-FM, WPKX-FM	11.4 %	11.7 %	21.7 %
Clear Channel (See Notes) WHYN-AM, WHYN-FM, WNNZ-AM	14.9 %	13.0 %	25.5 %
	26.3 %	24.7 %	47.2 %

AM Stations

WHYN	560	5 kw/1 kw (DA-2)	Talk	ABC, CNN, ESPN	\$39.00	Clr Chnl	Clear Channel	
WMAS	1450	1 kw	Standards	Westwd, Jones	\$25.00	Mc-Guild		
WNNZ	640	50 kw/1 kw (DA-2)	Talk/News	CBS, ABC, Westwd	\$25.00	Katz	Clear Channel	Westfield
WSPR	1270	5 kw/1 kw (DA-2)	Hispanic	CAR, Unica	\$ NA	Roslin		

FM Stations

WAQY	102.1	17 kw @ 780	Classic AOR		\$75.00	Katz	Saga	
WHMP	99.3	6 kw @ 325	New Rock	Jones	\$30.00	Sentry	AMFM	Northampton
WHYN	93.1	8.9 kw @ 1000	AC		\$56.00	Clr Chnl	Clear Channel	
WMAS	94.7	50 kw @ 195	AC		\$50.00	Mc-Guild		
WPKX	97.9	2.2 kw @ 528	Country		\$70.00	D&R	AMFM	Enfield, CT
WRNX	100.9	1.35 kw @ 692	Progressive AOR		\$25.00	Allied		Amherst

Notes: Other ranked stations -- See Hartford or Boston . . . 10/99 AMFM and Clear Channel announced plans to merge. Some divestitures in the market may be necessary

SYRACUSE

Arbitron Rank 73 Pop (12+) 541,300	Stations 33 / 23	Last Year's Revenue: \$28,900,000
MSA Rank: 73	Diaries: 1,733 / 312:1 / 56.3%	Household Income: \$43,885
MSA Pop: 739,000	Sample Target: 1,740	Total Retail Sales: \$5.6 Bil.
DMA: 74	% Below Line: 7.5	#1 Biller: WBBS-F \$4,335,000
Average Persons Rating: 14.9	% Not Listed: 14.5	#1 Billing Portfolio
Market TSL in Hours 20.00	Pop per Station: 23,535	Clear Channel, pend. \$14,155,000

12+ Metro	Format	Summer 99 1/4 Share	Spg 99	Win 99	Fall 98	Sum 98	4-Book Avg	12+ Metro Cume / Rtg.	Spg 99	Sum 98	12+ TSA AQH / Cume	Revenue Level
1	WNTQ-F	67 / 8.3	8.2	7.2	6.2	7.2	7.5	1391 / 25.7	26.2	23.9	E	WNTQ-F
2	WBBS-F	65 / 8.1	10.7	10.1	10.4	9.7	9.8	999 / 18.5	20.3	18.9	F	WBBS-F
2	WSYR	65 / 8.1	7.9	8.9	9.9	8.9	8.7	937 / 17.3	19.4	20.0	E	WSYR
4	WAQX-F	54 / 6.7	6.8	7.5	7.0	7.6	7.0	1008 / 18.6	18.8	18.6	E	WAQX-F
5	WSEN-F	50 / 6.2	5.9	5.5	5.9	5.9	5.9	913 / 16.9	16.5	15.3	C	WSEN-F
6	WYYY-F	49 / 6.1	6.1	7.1	7.0	5.7	6.6	927 / 17.1	17.7	17.3	F	WYYY-F
7	WWHT-F	45 / 5.6	6.8	6.6	6.1	6.7	6.3	1018 / 18.8	20.9	19.8	C	WWHT-F
8	WLTI-F	39 / 4.8	4.8	4.2	5.6	4.6	4.9	577 / 10.7	11.4	10.2	B	WLTI-F
9	WKRL-F	37 / 4.8	4.3	3.7	4.6	3.6	4.3	639 / 11.8	11.7	9.6	B	WKRL-F
10	WTKW-F	29 / 3.6	3.9	4.2	4.7	3.7	4.1	481 / 8.9	11.3	9.4	B	WTKW-F
11	WRDS-F	25 / 3.1	3.0	1.1	1.5	2.3	2.2	278 / 5.1	6.8	4.1	A	WRDS-F
12	WKRH-F	16 / 2.0	0.9	0.9	1.3	0.6	1.3	149 / 2.8	2.7	1.8	A	WKRH-F
12	WHEN	16 / 2.0	2.0	2.5	2.0	2.4	2.1	341 / 6.3	5.6	7.1	A	WHEN
12	WFRG-F	16 / 2.0	1.8	1.8	1.9	2.2	1.9	260 / 4.8	4.9	5.0	A	WFRG-F
12	WFBL	16 / 2.0	2.2	2.5	2.6	3.0	2.3	246 / 4.6	5.4	7.0	A	WFBL
16	WTLA	13 / 1.6	2.5	2.8	1.6	1.6	2.1	169 / 3.1	5.1	3.7	A	WTLA
17	WHCD-F	10 / 1.2	0.7	1.1	0.9	1.0	1.0	178 / 3.3	2.7	3.5	A	WHCD-F

12+ FM Share (Metro): 81.74% (564 of 690) (Summer 98: 78.64%)

Teens	18-34	18-49	25-49	25-54	35+	12+ AMD	12+ Mid	12+ PMD	12+ Eve	12+ Wknd
1	WWHT-F	1 WAQX-F	1 WNTQ-F <	1 WNTQ-F <	1 WNTQ-F <	1 WSYR	1 WAQX-F	1 WNTQ-F <	1 WBBS-F	1 WWHT-F >
2	WKRL-F >	2 WNTQ-F <	2 WAQX-F <	2 WBBS-F	2 WBBS-F	2 WSEN-F <	2 WSYR	2 WBBS-F <	1 WNTQ-F	2 WSYR
3	WNTQ-F	3 WKRL-F	3 WBBS-F	3 WAQX-F	3 WYYY-F <	3 WBBS-F	3 WNTQ-F	3 WSYR <	3 WSYR	3 WKRL-F
4	WRDS-F	3 WWHT-F <	4 WYYY-F	3 WYYY-F	4 WAQX-F <	4 WNTQ-F <	4 WBBS-F	4 WYYY-F <	4 WSEN-F	3 WNTQ-F <
4	WOLF	5 WBBS-F >	5 WWHT-F <	5 WSEN-F	5 WSEN-F >	5 WYYY-F	5 WYYY-F	5 WSEN-F	4 WWHT-F <	5 WBBS-F <
6	WRDS-F	6 WSEN-F	6 WTKW-F <	6 WTKW-F <	6 WLTI-F	6 WSEN-F	6 WLTI-F	6 WYYY-F <	6 WLTI-F	6 WAQX-F <
7	WYYY-F	7 WKRL-F	7 WLTI-F	7 WLTI-F <	7 WTKW-F	7 WWHT-F <	7 WAQX-F <	7 WLTI-F <	6 WAQX-F	7 WYYY-F
8	WLTI-F	7 WTKW-F <	8 WKRL-F	8 WSYR	8 WAQX-F <	8 WLTI-F <	8 WKRL-F	8 WKRL-F	8 WRDS-F <	8 WKRL-F <
		9 WLTI-F	8 WSYR <	9 WKRL-F	9 WFBL	9 WTKW-F <	8 WTKW-F <	9 WAQX-F	9 WSEN-F	9 WLTI-F <
					10 WHEN <	10 WKRL-F	10 WWHT-F >	10 WTKW-F	10 WRDS-F >	

Wom 18-24	Wom 18-34	Wom 25-34	Wom 18-49	Wom 25-54	Men 18-24	Men 18-34	Men 25-34	Men 18-49	Men 25-54	12+ Ovrnite
1	WWHT-F >>	1 WNTQ-F <	1 WNTQ-F	1 WNTQ-F >	1 WNTQ-F	1 WAQX-F	1 WAQX-F >	1 WAQX-F >	1 WAQX-F >	1 WAQX-F
2	WNTQ-F	2 WWHT-F >	2 WYYY-F	2 WYYY-F <	2 WYYY-F	2 WRDS-F	2 WKRL-F >	2 WKRL-F	2 WBBS-F	2 WBBS-F
3	WKRH-F	3 WBBS-F <	3 WBBS-F	3 WBBS-F <	3 WBBS-F	3 WKRL-F	3 WBBS-F <	3 WBBS-F >	3 WKRL-F	3 WSEN-F
4	WBBS-F	4 WYYY-F	4 WLTI-F	4 WWHT-F	4 WSEN-F	4 WWHT-F	4 WRDS-F	4 WNTQ-F	4 WTKW-F	4 WTKW-F
4	WKRL-F	5 WAQX-F	4 WAQX-F	5 WLTI-F <	4 WLTI-F >	5 WNTQ-F	5 WNTQ-F	4 WTKW-F	5 WNTQ-F <	5 WSYR <
4	WAQX-F	6 WLTI-F	6 WWHT-F	6 WSEN-F >	6 WSYR	6 WBBS-F >	6 WWHT-F	6 WWHT-F	6 WSEN-F <	6 WYYY-F
7	WNVE-F	7 WKRL-F	7 WRDS-F	7 WAQX-F	6 WWHT-F		7 WTKW-F	7 WNVE-F	7 WRDS-F	6 WKRL-F <
7	WLTI-F >	8 WRDS-F	7 WKRL-F	8 WTKW-F		8 WNVE-F >		8 WYYY-F <	8 WNTQ-F	8 WNTQ-F
		8 WKRH-F >>	7 WSYR >					9 WWHT-F	9 WLTI-F	9 WLTI-F
									10 WHEN >	

Other Rated Stations				Metro Share	Cume Rating	TSA AQH Cume	Other Rated Stations--Outside Market				Metro Share	Cume Rating	TSA AQH Cume
WDCW	REL	1390	Syracuse	0.4	1.5	WFRY-F	C	97.5	Watertown	0.6	1.1		
WMCR-AF	AC	106.3	Oneida	0.5	1.2	WIII-F	CL AOR	99.9	Cortland	0.5	1.5		
WNSS	N	1260	Syracuse	0.6	4.1	WKLL-F	AOR-NR	94.9	Frankfort	0.5	1.5		
WOLF	KIDS	1490	Syracuse	0.9	2.1	WLZW-F	AC	98.7	Utica	0.5	1.7		
WSCP-F	C	101.7	Pulaski	1.0	2.1	WNVE-F	AOR-NR	95.1	Honeoye Falls	1.1	2.8		
WTKV-F	CL AOR	105.5	Oswego	0.9	2.7	WODZ-F	O	96.1	Rome	0.4	1.1		
						WOUR-F	AOR	96.9	Utica	0.9	4.2		
						WRCK-F	AOR/CL	107.3	Utica	0.4	1.1		
						WSKS-F	CHR	102.5	Rome	0.6	2.8		

SYRACUSE

Consolidation Report	12+	25-54	Revenue
Citadel, pend. WAQX-FM, WLTJ-FM, WNSS-AM, WNTQ-FM	20.4 %	24.5 %	28.3 %
Clear Channel, pend. WBBS-FM, WHCD-FM, WHEN-AM, WSYR-AM, WWHT-FM, WYYY-FM	31.1 %	30.8 %	48.9 %
Radio Corp. WKRH-FM, WKRL-FM, WSGO-AM, WTKV-FM, WTKW-FM, WTLA-AM	12.7 %	11.7 %	9.9 %
	64.2 %	67.0 %	87.1 %

AM Stations

Call	Freq	Pwr	Service	Net	Revenue	Company	City
WFBL	1050	2.5 kw/0.019 kw (DA-2)	Standards	CNN, Westwd	\$<20.00	Mc-Guild	Baldwinsville
WHEN	620	5 kw/1 kw (DA-N)	Sports	ABC, 1-On-1, Westwd	\$22.00	Katz	Clear Channel
WSYR	570	5 kw (DA-2)	Full Service	Westwd, ABC, CNN	\$66.00	Katz	Clear Channel
WTLA	1200	1 kw (DA-N)	Standards	ABC	\$<20.00	Allied	N. Syracuse

FM Stations

Call	Freq	Pwr	Service	Net	Revenue	Company	City
WAQX	95.7	25 kw @ 298	AOR	CBS	\$75.00	D&R	Manlius
WBBS	104.7	50 kw @ 492	Country		\$54.00	---	Clear Channel
WHCD	106.9	13.8 kw @ 940	Jazz		\$ NA	---	Clr Chnl, pend.
WKRH	106.5	5 kw @ 328	Simul. WKRL-F				Minetto
WKRL	100.9	6 kw @ 165	AOR-New Rock	ABC	\$25.00	Allied	N. Syracuse
WLTJ	105.9	1.25 kw @ 200	Soft AC	CBS	\$ NA	D&R	Citadel, pend.
WNTQ	93.1	97 kw @ 660	CHR		\$75.00	D&R	Citadel, pend.
WRDS	102.1	6 kw @ 220	Black AC	ABC, AURN	\$ NA	Roslin	Phoenix
WSEN	92.1	25 kw @ 300	Oldies	CBS, Westwd	\$38.00	Mc-Guild	Baldwinsville
WTKW	99.5	6 kw @ 328	Classic AOR	ABC, AP	\$30.00	Allied	Radio Corp.
WWHT	107.9	50 kw @ 500	CHR	ABC	\$<20.00	Eastman	Clear Channel
WYYY	94.5	100 kw @ 650	AC		\$93.00	Clr Chnl	Clear Channel

Notes: WFRG-F -- See Utica-Rome in the Spring 1999 American Radio . . . To the best of our knowledge, WTKV-F continues to simulcast WTKW-F and WKRH-F continues to simulcast WKRL-F . . . 10/99 Pilot/Broadcasting Partners/VS&A sold WAQX-F, WLTJ-F, WNSS and WNTQ-F to Citadel as part of a \$190,000,000 transaction

TAMPA-SAINT PETERSBURG

Arbitron Rank 22	Pop (12+) 1,976,800	Stations 30 / 29	Last Year's Revenue: \$106,900,000
MSA Rank: 22		Diaries: 3,027 / 653.1 / 47.0%	Household Income: \$35,596
MSA Pop: 2,290,000		Sample Target: 3,080	Total Retail Sales: \$25.9 Bil.
DMA: 14		% Below Line: 0.3	#1 Biller: WQYK-F \$14,360,000
Average Persons Rating: 16.1		% Not Listed: 12.6	#1 Billing Portfolio
Market TSL in Hours 22.00		Pop per Station: 68,166	Clear Channel \$50,755,000

12+ Metro	Format	Summer 99 1/4 Share	Spg 99	Wln 99	Fall 98	Sum 98	4-Book Avg	12+ Metro Cume / Rtg.	Spg 99	Sum 98	12+ TSA AQH / Cume	Revenue Level	
1	WDUV-F	EZ/ST	300 / 9.4	8.2	8.9	8.5	6.8	8.8	3013 / 15.2	14.1	13.6	E	WDUV-F
2	WQYK-F	C	212 / 6.7	6.6	6.5	5.6	7.4	6.3	2625 / 13.3	14.1	15.1	I	WQYK-F
3	WFLZ-F	CHR	207 / 6.5	5.9	6.2	6.5	6.4	6.3	4034 / 20.4	19.7	19.8	I	WFLZ-F
4	WXTB-F	AOR	192 / 6.0	6.5	5.2	5.6	5.0	5.8	2255 / 11.4	13.5	10.6	G	WXTB-F
5	WLLD-F	CHR/U	185 / 5.8	6.1	4.9	5.6	5.9	5.6	2638 / 13.3	14.0	13.3	B	WLLD-F
6	WFLA	T	180 / 5.6	6.1	5.9	6.6	6.1	6.1	2541 / 12.9	13.0	13.5	H	WFLA
7	WTBT-F	CL AOR	154 / 4.8	6.3	4.2	5.2	6.2	5.1	2271 / 11.5	12.4	12.5	H	WTBT-F
8	WRBQ-F	C	147 / 4.6	4.5	4.7	4.2	4.7	4.5	2185 / 11.1	10.5	11.2	H	WRBQ-F
9	WWRM-F	SAC	134 / 4.2	3.5	5.2	4.1	5.3	4.3	2092 / 10.6	10.1	12.9	H	WWRM-F
10	WGUL-AF	ST	126 / 4.0	4.1	4.8	3.9	3.8	4.2	1164 / 5.9	5.6	6.1	C	WGUL-AF
11	WSSR-F	AC-NR	114 / 3.6	3.8	3.9	3.3	3.5	3.6	2172 / 11.0	12.4	11.8	H	WSSR-F
12	WHPT-F	CL AOR	107 / 3.4	2.0	2.0	2.2	2.0	2.4	1834 / 9.3	7.4	7.7	E	WHPT-F
13	WMTX-F	AC/CHR	101 / 3.2	2.7	3.2	2.9	4.3	3.0	1875 / 9.5	9.2	9.9	G	WMTX-F
14	WSJT-F	J	97 / 3.0	3.4	3.5	3.0	4.0	3.2	1635 / 8.3	8.1	8.9	F	WSJT-F
15	WFJO-F	B/O	93 / 2.9	2.5	2.9	3.9	1.6	3.1	1532 / 7.7	7.1	5.2	B	WFJO-F
16	WBBY-F	CL HITS	72 / 2.3	2.4	3.1	2.3	3.1	2.5	1360 / 6.9	7.0	8.7	F	WBBY-F
16	WYUU-F	O	72 / 2.3	2.5	2.3	2.6	3.0	2.4	1509 / 7.6	7.0	9.3	E	WYUU-F
16	WSUN-F	O	72 / 2.3	2.8	2.7	2.6	2.3	2.6	1488 / 7.5	8.8	4.5		WSUN-F
19	WTMP	B	50 / 1.6	1.3	0.9	1.0	1.0	1.2	582 / 2.9	3.3	3.0	A	WTMP
20	WQYK	SPRTS	36 / 1.1	0.7	0.5	0.9	0.8	0.8	777 / 3.9	3.4	2.8	A	WQYK

12+ FM Share (Metro): 82.99% (2313 of 2787) (Summer 98: 81.40%)

Teens	18-34	18-49	25-49	25-54	35+	12+ AMD	12+ Mid	12+ PMD	12+ Eve	12+ Wknd
1 WLLD-F >>	1 WXTB-F <	1 WXTB-F <	1 WTBT-F <	1 WTBT-F <	1 WDUV-F >	1 WFLZ-F	1 WDUV-F	1 WDUV-F	1 WLLD-F >	1 WDUV-F >
2 WFLZ-F >>	2 WFLZ-F	2 WFLZ-F	2 WXTB-F	2 WXTB-F	2 WQYK-F <	2 WXTB-F <	2 WFLA <	2 WLLD-F <	2 WXTB-F <	2 WQYK-F <
3 WXTB-F >	3 WLLD-F >	3 WTBT-F	3 WFLZ-F	3 WFLZ-F	3 WFLA	3 WDUV-F	3 WQYK-F	3 WQYK-F <	3 WDUV-F	3 WFLZ-F <
4 WSSR-F	4 WLLD-F	4 WHPT-F <	4 WHPT-F <	4 WHPT-F <	4 WGUL-AF <	4 WQYK-F <	4 WTBT-F <	4 WFLZ-F <	4 WFLZ-F	4 WLLD-F
5 WHPT-F	5 WSSR-F <	5 WSSR-F <	5 WQYK-F <	5 WQYK-F <	5 WTBT-F	5 WFLA	5 WXTB-F <	5 WXTB-F <	5 WQYK-F	5 WTBT-F <
6 WRBQ-F <	6 WHPT-F <	6 WQYK-F <	6 WQYK-F <	6 WRBQ-F	6 WRBQ-F	6 WRBQ-F <	6 WFLA <	6 WFLA <	6 WWRM-F	6 WRBQ-F <
7 WMTX-F <	7 WQYK-F <	7 WRBQ-F <	7 WRBQ-F <	7 WRBQ-F <	6 WWRM-F	7 WWRM-F <	7 WRBQ-F <	7 WTBT-F <	7 WRBQ-F <	7 WXTB-F
8 WFJO-F <	8 WRBQ-F <	8 WFJO-F <	8 WWRM-F <	8 WWRM-F <	8 WSJT-F <	8 WTBT-F <	8 WLLD-F <	8 WRBQ-F	8 WTBT-F	7 WGUL-AF
9 WQYK-F <	9 WMTX-F <	9 WMTX-F <	9 WFJO-F <	9 WFJO-F <	9 WGUL	9 WLLD-F	9 WWRM-F <	9 WWRM-F <	8 WSSR-F <	9 WWRM-F <
10 WTBT-F	10 WFJO-F	10 WLLD-F <	10 WMTX-F <	10 WMTX-F <		9 WGUL-AF		10 WGUL-AF <	10 WFLA <	10 WSJT-F <

Wom 18-24	Wom 18-34	Wom 25-34	Wom 18-49	Wom 25-54	Men 18-24	Men 18-34	Men 25-34	Men 18-49	Men 25-54	12+ Ovrite
1 WLLD-F <	1 WFLZ-F	1 WFLZ-F	1 WFLZ-F	1 WFLZ-F	1 WXTB-F	1 WXTB-F >	1 WXTB-F >>	1 WXTB-F >	1 WXTB-F <	1 WFLA
2 WFLZ-F >>	2 WLLD-F	2 WSSR-F >	2 WSSR-F	2 WWRM-F	2 WLLD-F	2 WLLD-F <	2 WFLZ-F <	2 WTBT-F	2 WTBT-F >	2 WLLD-F <
3 WSSR-F	2 WSSR-F >	3 WLLD-F	3 WMTX-F <	3 WSSR-F <	3 WFLZ-F >>>	3 WFLZ-F >	3 WHPT-F	3 WFLZ-F	3 WHPT-F >	3 WFLZ-F >
4 WMTX-F	4 WMTX-F <	4 WQYK-F	4 WLLD-F <	4 WQYK-F <	4 WHPT-F	4 WHPT-F	4 WLLD-F	3 WHPT-F <	4 WFLZ-F	4 WTMP <
5 WRBQ-F	5 WXTB-F <	5 WMTX-F <	5 WWRM-F <	5 WMTX-F	5 WTBT-F	5 WTBT-F	5 WLLD-F >	4 WRBQ-F <	5 WQYK-F	5 WQYK-F
5 WXTB-F	6 WQYK-F <	6 WXTB-F <	6 WQYK-F	6 WRBQ-F	6 WSSR-F	6 WSSR-F	6 WFJO-F	6 WRBQ-F <	6 WQYK-F	6 WDUV-F
	7 WWRM-F	7 WFJO-F <	7 WRBQ-F	7 WTBT-F	6 WRBQ-F <	6 WSSR-F <	7 WQYK-F <	7 WFJO-F <	7 WFJO-F <	
	8 WRBQ-F <	8 WHPT-F	8 WFJO-F <	8 WFJO-F		8 WRBQ-F >	8 WSSR-F <	8 WSJT-F <	8 WSJT-F <	
		8 WWRM-F	9 WTBT-F <	9 WBBY-F			9 WFJO-F <	9 WSSR-F	9 WSSR-F	
			10 WXTB-F <	10 WLLD-F				10 WLLD-F	10 WLLD-F	
				10 WYUU-F <					10 WFLA	

Other Rated Stations				Metro Cume Share Rating	TSA AQH Cume	Other Rated Stations--Outside Market				Metro Cume Share Rating	TSA AQH Cume
WDAE	SPRTS	1250	Tampa	0.9	2.8	WPCV-F	C	97.5	Lakeland	0.3	1.2
WHNZ	N/T	570	Pinellas Park	0.4	2.1						
WLCC	SP-VA	760	Brandon	0.5	1.0						
WQBN	SP-VA	1300	Tampa	0.4	1.1						
WRMD	SP-TP	680	St. Petersburg	0.8	1.8						
WSAA	N	620	St. Petersburg	0.6	3.7						
WSUN	O	910	Plant City	0.4	1.4						

TAMPA-SAINT PETERSBURG

Consolidation Report	12+	25-54	Revenue
CBS/Infinity WLLD-FM, WQYK-AM, WQYK-FM, WRBQ-FM, WSJT-FM, WYUU-FM	23.5 %	22.8 %	29.0 %
Clear Channel, pend. WDAE-AM, WFLA-AM, WFLZ-FM, WMTX-FM, WSAA-AM, WSSR-FM, WTBT-FM, WXTB-FM	31.1 %	37.1 %	47.5 %
Cox Radio WBBY-FM, WDUV-FM, WFJO-FM, WHPT-FM, WSUN-AM, WSUN-FM, WWRM-FM	24.9 %	24.1 %	18.0 %
Mega WLCC-AM, WMGG-AM, WMGG-FM	0.5 %	0.5 %	1.4 %
	80.1 %	84.5 %	95.9 %

AM Stations

Call	Freq	Power	Format	Company	Advertiser	Agency	Market
WFLA	970	5 kw (DA-2)	Talk	ABC	\$109.00	Eastman	Clear Channel
WGUL	860	2 kw/1.5 kw (DA-2)	Standards	UPI, Jones	\$47.00	Allied	Dunedin
WQYK	1010	50 kw/5 kw (DA-2)	Sports	1-on-1	\$ NA	Katz	CBS/Infinity Seffner
WTMP	1150	5 kw/2.5 kw(DA-2)	Black	AURN, Westwd	\$29.00	Allied	

FM Stations

Call	Freq	Power	Format	Company	Advertiser	Agency	Market
WBBY	107.3	100 kw @ 620	Classic Hits		\$75.00	Christal	Cox Radio
WDUV	105.5	46 kw @ 1345	EZ List./Standards	Westwd	\$70.00	Eastman	Cox Radio Bradenton
WFJO	101.5	100 kw @ 1358	Black Oldies		\$ NA	Katz	Cox Radio
WFLZ	93.3	100 kw @ 1358	CHR	ABC	\$165.00	Eastman	Clear Channel
WGUL	106.3	12 kw @ 469	Simul. WGUL				Beverly Hills
WHPT	102.5	100 kw @ 1663	Classic AOR		\$140.00	Katz	Cox Radio Sarasota
WLLD	98.7	50 kw @ 489	CHR/Urban		\$ NA	CBS	CBS/Infinity Holmes Beach
WMTX	100.7	100 kw @ 1358	AC/CHR		\$115.00	Eastman	Clear Channel
WQYK	99.5	100 kw @ 550	Country		\$215.00	CBS	CBS/Infinity
WRBQ	104.7	100 kw @ 555	Country	ABC	\$118.00	CBS	CBS/Infinity
WSJT	94.1	100 kw @ 1493	Jazz		\$79.00	CBS	CBS/Infinity Lakeland
WSSR	95.7	100 kw @ 606	Modern AC		\$195.00	Clr Chnl	Clear Channel
WSUN	97.1	11.5 kw @ 735	Oldies		\$30.00	Christal	Cox Radio Holiday
WTBT	103.5	100 kw @ 1358	Classic AOR	ABC	\$50.00	Eastman	Clear Channel New Port Richey
WWRM	94.9	100 kw @ 1290	Soft AC		\$110.00	Christal	Cox Radio
WXTB	97.9	100 kw @ 1345	AOR		\$148.00	Eastman	Clear Channel Clearwater
WYUU	92.5	50 kw @ 488	Oldies		\$85.00	D&R	CBS/Infinity Safety Harbor

Notes: 7/99 WCOF-F changed calls to WBBY-F ("Bay 107.3") . . . 7/99 WHPT-F changed from Progressive AOR to Classic Rock . . . 11/99 WSAA (620) sold by Concord to Clear Channel for WHNZ (570) + \$1,000,000

TOLEDO

Arbitron Rank 78	Pop (12+) 499,200	Stations 25 / 18	Last Year's Revenue: \$27,200,000
MSA Rank: 87		Diaries: 2,013 / 248:1 / 51.7%	Household Income: \$42,866
MSA Pop: 607,000		Sample Target: 1,910	Total Retail Sales: \$6.9 Bil.
DMA: 66		% Below Line: 8.2	#1 Biller: WTOD/WKCO-F \$6,500,000
Average Persons Rating: 14.9		% Not Listed: 14.5	#1 Billing Portfolio
Market TSL in Hours 20.00		Pop per Station: 27,733	Cumulus \$13,590,000

12+ Metro	Format	Summer 99		Spg 99	Win 99	Fall 98	Sum 98	4-Book Avg	12+ Metro Cume / Rtg.	Spg 99	Sum 98	12+ TSA AQH / Cume	Revenue Level
		1/4 Share	Share										
1	WKCO-F	C	95 / 12.8	13.2	13.7	13.0	13.5	13.2	1186 / 23.8	23.6	23.8	G*	WKCO-F
2	WVKS-F	CHR	81 / 10.9	9.7	11.1	9.2	11.6	10.2	1461 / 29.3	26.5	29.3	F	WVKS-F
3	WRVF-F	AC	55 / 7.4	8.6	7.2	9.1	7.5	8.1	943 / 18.9	18.1	17.1	E	WRVF-F
4	WIOT-F	AOR	50 / 6.7	5.8	5.5	6.6	5.9	6.2	837 / 16.8	16.6	17.3	E	WIOT-F
5	WWWM-F	AC	47 / 6.3	7.1	5.2	6.2	6.3	6.2	814 / 16.3	16.6	16.4	E	WWWM-F
6	WRQN-F	O	39 / 5.2	5.5	5.3	5.5	5.2	5.4	796 / 16.0	15.0	14.6	C	WRQN-F
7	WSPD	FS	37 / 5.0	7.4	6.8	6.3	5.1	6.4	658 / 13.2	14.8	13.8	C	WSPD
7	WXKR-F	CL AOR	37 / 5.0	5.5	4.8	3.8	4.1	4.8	670 / 13.4	13.4	13.4	B	WXKR-F
9	WJUC-F	B	30 / 4.0	5.0	4.5	4.3	4.4	4.5	468 / 9.4	9.7	9.1	B	WJUC-F
10	WIMX-F	B/AC	27 / 3.6	3.0	2.4	1.8	2.3	2.7	344 / 6.9	6.3	5.0	A	WIMX-F
11	WCWA	ST	23 / 3.1	2.6	3.2	2.8	2.9	2.9	278 / 5.6	5.3	9.7	A	WCWA
12	WBUZ-F	AOR	20 / 2.7	3.0	2.9	3.0	2.8	2.9	399 / 8.0	11.1	9.7	B	WBUZ-F
13	WJR	FS	16 / 2.2	2.9	2.0	2.8	2.5	2.5	382 / 7.6	9.1	8.5		WJR
14	CIMX-F	AOR-NR	14 / 1.9	1.6	1.3	1.6	1.3	1.6	346 / 6.9	6.0	5.9		CIMX-F
15	WTWR-F	CHR	13 / 1.7	1.5	1.7	1.6	1.3	1.6	484 / 9.7	8.9	7.7		WTWR-F
15	WCKY-F	C	13 / 1.7	0.4					214 / 4.3	1.8			WCKY-F

12+ FM Share (Metro): 85.51% (543 of 635) (Summer 98: 83.67%)

Teens	18-34	18-49	25-49	25-54	35+	12+ AMD	12+ Mid	12+ PMD	12+ Eve	12+ Wknd
1 WVKS-F >>	1 WVKS-F >	1 WVKS-F <	1 WKCO-F	1 WKCO-F	1 WKCO-F >	1 WKCO-F	1 WKCO-F	1 WKCO-F	1 WVKS-F	1 WKCO-F
2 WJUC-F >	2 WIOT-F	2 WKCO-F	2 WVKS-F	2 WVKS-F	2 WRVF-F	2 WVKS-F >	2 WVKS-F	2 WVKS-F >	2 WKCO-F	2 WVKS-F >
3 WTWR-F	3 WWWM-F <	3 WIOT-F	3 WIOT-F <	3 WRVF-F	3 WSPD <	3 WRVF-F <	3 WRVF-F <	3 WRVF-F <	3 WJUC-F <	3 WRVF-F
4 WIOT-F	4 WKCO-F >	4 WWWM-F	4 WWWM-F <	3 WWWM-F <	4 WRQN-F	4 WIOT-F	4 WWWM-F	4 WIOT-F <	4 WIOT-F <	4 WIOT-F <
5 WBUZ-F <	5 WXKR-F <	5 WXKR-F <	5 WIOT-F <	5 WVKS-F <	5 WRQN-F <	5 WSPD <	5 WWWM-F	5 WSPD <	5 WSPD <	5 WRQN-F <
6 WJUC-F	6 WRVF-F	6 WRVF-F	6 WXKR-F	6 WXKR-F <	6 WWWM-F <	6 WIOT-F	6 WXKR-F	6 WXKR-F <	6 WWWM-F <	6 WXKR-F
7 CIMX-F	7 WRQN-F	7 WRQN-F	7 WRQN-F >	7 WWWM-F <	7 WSPD <	7 WRQN-F	7 WRQN-F	7 WRQN-F <	7 WRVF-F	6 WWWM-F
7 WRVF-F <	8 WJUC-F <	8 WIMX-F	8 WIMX-F	9 WIOT-F	9 WBUZ-F	9 WCWA	9 WSPD	9 WJUC-F	9 WXKR-F	9 WIMX-F
										10 WIMX-F <

Wom 18-24	Wom 18-34	Wom 25-34	Wom 18-49	Wom 25-54	Men 18-24	Men 18-34	Men 25-34	Men 18-49	Men 25-54	12+ Ovrnite
1 WVKS-F >>	1 WVKS-F >	1 WVKS-F >	1 WVKS-F	1 WKCO-F	1 WIOT-F	1 WIOT-F	1 WIOT-F >	1 WIOT-F	1 WKCO-F <	1 WSPD >
2 WJUC-F	2 WKCO-F	2 WWWM-F	2 WKCO-F	2 WRVF-F <	2 WBUZ-F	2 WVKS-F	2 WVKS-F	2 WKCO-F	2 WIOT-F <	2 WKCO-F <
3 WKCO-F	2 WWWM-F >	2 WKCO-F	3 WWWM-F <	3 WVKS-F	2 WVKS-F >	3 WBUZ-F >	3 WWWM-F	3 WVKS-F <	3 WXKR-F	3 WVKS-F >
4 WWWM-F	4 WJUC-F	4 WRVF-F >	4 WRVF-F >	4 WWWM-F >	4 CIMX-F	4 WWWM-F	4 WBUZ-F	4 WXKR-F >	4 WVKS-F <	4 WXKR-F
5 CIMX-F >	5 WRVF-F	5 WIOT-F	5 WIMX-F	5 WRQN-F <	5 WKCO-F	5 WKCO-F	5 WKCO-F	5 WBUZ-F	5 WRQN-F	5 WRVF-F
	6 WIOT-F	6 WXKR-F	5 WIOT-F	6 WIOT-F	5 CIMX-F	5 WXKR-F	5 WWWM-F	5 WWWM-F	6 WWWM-F	6 WWWM-F
	7 WXKR-F	6 WJUC-F	5 WJUC-F <	7 WIMX-F	7 WXKR-F	7 WRIF-F >	7 WRQN-F	7 WRQN-F	7 WSPD <	7 WSPD <
				7 WXKR-F >			8 WSPD	8 WRVF-F	8 WSPD	8 WRVF-F
							9 WJUC-F	9 WIMX-F	9 WIMX-F	

Other Rated Stations				Metro Share	Cume Rating	TSA AQH Cume	Other Rated Stations--Outside Market				Metro Share	Cume Rating	TSA AQH Cume
WDMN	REL	1520	Toledo	0.4	0.9		CIDR-F	AOR-P	93.9	Windsor, ON	0.4	2.3	
WFOB	T	1430	Fostoria, OH	0.4	0.7		WJLB-F	B	97.9	Detroit	0.8	3.6	
WLQR	SPRTS	1470	Toledo	0.9	3.6		WRIF-F	AOR	101.1	Detroit	0.8	2.1	
WMTR-F	CL HITS	96.1	Archbold	0.5	1.8		WVMV-F	J	98.7	Detroit	0.4	1.5	
WTOD	C	1560	Toledo	0.4	1.7								

TOLEDO

Consolidation Report	12+	25-54	Revenue
Clear Channel	34.8 %	32.5 %	45.3 %
WCKY-FM, WCWA-AM, WIOT-FM, WRVF-FM, WSPD-AM, WVKS-FM			
Cumulus	35.0 %	40.3 %	50.0 %
WBUZ-FM, WKKO-FM, WLQR-AM, WRQN-FM, WTOD-AM, WTWR-FM, WWWM-FM, WXKR-FM			
	69.8 %	72.8 %	95.3 %

AM Stations

WCWA	1230	1 kw	Standards	CBS	\$<20.00	Eastman	Clear Channel
WSPD	1370	5 kw (DA-N)	Full Service	ABC	\$38.00	Mc-Guild	Clear Channel

FM Stations

WBUZ	106.5	3 kw @ 328	AOR		\$20.00	Allied	Cumulus	Delta
WCKY	103.7	50 kw @ 430	Country	ABC	\$ NA	--	Clear Channel	Tiffin, OH
WIMX	95.7	3.5 kw @ 433	Black AC		\$20.00	Interep		Gibsonburg
WIOT	104.7	50 kw @ 540	AOR	Source	\$61.00	Eastman	Clear Channel	
WJUC	107.3	3 kw @ 328	Black		\$ NA	Allied		Swanton
WKKO	99.9	50 kw @ 500	Country	ABC	\$94.00	Katz	Cumulus	
WRQN	93.5	4.1 kw @ 397	Oldies	ABC	\$30.00	Katz	Cumulus	Bowling Green
WRVF	101.5	19 kw @ 807	AC		\$54.00	Mc-Guild	Clear Channel	
WTWR	98.3	1.4 kw @ 466	CHR	AP	\$ NA	--	Cumulus	Monroe
WVKS	92.5	50 kw @ 480	CHR		\$67.00	Mc-Guild	Clear Channel	
WWWM	105.5	4.3 kw @ 390	AC		\$52.00	D&R	Cumulus	Sylvania
WXKR	94.5	30 kw @ 630	Classic AOR		\$29.00	D&R	Cumulus	Port Clinton

Notes: * WKKO-F revenue level includes WTOD revenue . . . Other ranked stations - See Detroit

FORMAT CODES

AC - Adult Contemporary	J - Jazz and New Adult Contemporary
AC-NR - Modern AC	KIDS - Children's
AOR - Album Oriented Rock	N - News
AOR-NR - New Rock	O - Oldies (50's & 60's)
AOR-P - Progressive AOR	REL - Religion, Christian
B - Black (audience 75%+ Black)	REL-CC - Contemporary Christian
B/AC - Black Adult Contemporary	SAC - Soft Adult Contemporary
B/G - Black Gospel	SP - Hispanic/Spanish
B/O - Black Oldies	SP-C - Hispanic Contemporary
BIZ - Business News & Talk	SP-NT - Hispanic News/Talk/Information
C - Country	SP-R - Hispanic-Regional
C/O - Classic Country	SP-TP - Hispanic-Tropical
CHR - Contemporary Hit Radio, Top 40	SP-VA - Hispanic Variety
CL - Classical	SP-TJ - Tejano
CL AOR - Classic AOR, Classic Rock	SPRTS - Sports
CL HITS - Classic Hits/70's Oldies	ST - Standards, Big Band, Nostalgia
E - Ethnic (usually Foreign Lang.)	T - Talk
EZ - Easy Listening, Beautiful Music	U - Urban (majority of audience is non-white)
FS - Full Service	VA - Variety
G - Gospel	? - Others or Unknown

REVENUE LEVEL CODES

A - Less than \$500,000	E - \$3,000,000 to \$3,999,999	I - \$10,000,000 to \$14,999,999
B - \$500,000 to \$999,999	F - \$4,000,000 to \$4,999,999	J - \$15,000,000 to \$19,999,999
C - \$1,000,000 to \$1,999,999	G - \$5,000,000 to \$6,999,999	K - \$20,000,000 to \$29,999,999
D - \$2,000,000 to \$2,999,999	H - \$7,000,000 to \$9,999,999	L - \$30,000,000+

TUCSON

Arbitron Rank	61 Pop (12+)	669,800	Stations	29 / 26	Last Year's Revenue:	\$34,600,000
MSA Rank:		70	Diaries:	1,861 / 360:1 / 51.5%	Household Income:	\$33,575
MSA Pop:		811,000	Sample Target:	1,760	Total Retail Sales:	\$7.3 Bil.
DMA:		78	% Below Line:	2.2	#1 Biller:	KIIM-F \$6,430,000
Average Persons Rating:		16.1	% Not Listed:	12.8	#1 Billing Portfolio	
Market TSL in Hours		21.75	Pop per Station:	25,762		AMFM \$9,240,000

12+ Metro	Format	Summer 99 1/4 Share	Spg 99	Win 99	Fall 98	Sum 98	4-Book Avg	12+ Metro Cume / Rtg.	Spg 99	Sum 98	12+ TSA AQH / Cume	Revenue Level	
1	KIIM-F	C	110 / 10.2	11.7	9.8	13.2	9.3	11.2	1520 / 22.7	22.3	21.9	G	KIIM-F
2	KMXZ-F	AC	99 / 9.2	5.8	7.3	7.6	8.8	7.5	1253 / 18.7	15.7	19.7	G	KMXZ-F
2	KRQQ-F	CHR	99 / 9.2	9.3	8.5	8.5	9.2	8.9	1702 / 25.4	25.0	26.3	F	KRQQ-F
4	KLPX-F	AOR	78 / 7.2	6.0	6.0	6.4	5.4	6.4	987 / 14.7	13.7	14.1	E	KLPX-F
5	KNST	T/N	58 / 5.4	5.2	5.9	4.8	5.1	5.3	777 / 11.6	12.4	11.9	D	KNST
6	KZPT-F	AC/CHR	49 / 4.5	3.9	4.0	4.3	5.8	4.2	1027 / 15.3	25.0	16.1	C	KZPT-F
7	KFMA-F	AOR-NR	46 / 4.3	4.3	3.9	3.3	3.6	3.9	944 / 14.1	13.3	12.1	C	KFMA-F
8	KWFM-F	O	44 / 4.1	4.0	4.8	4.5	4.4	4.3	876 / 13.1	14.9	15.1	C	KWFM-F
9	KOHT-F	CHR/U	41 / 3.8	5.6	5.2	6.1	6.2	5.2	760 / 11.3	13.0	13.4	B	KOHT-F
10	KHYT-F	CL HITS	37 / 3.4	5.5	3.8	5.3	4.8	4.5	769 / 11.5	13.6	14.3	D	KHYT-F
11	KGMG-F	B/O	32 / 3.0	4.4	1.6	1.9	2.2	2.7	485 / 7.2	8.2	5.3		KGMG-F
12	KSAZ	ST	27 / 2.5	1.3	1.3	1.2	1.3	1.6	242 / 3.6	3.0	2.8		KSAZ
12	KOAZ-F	J	27 / 2.5	2.7	3.5	3.6	3.3	3.1	487 / 7.3	7.8	7.5	A	KOAZ-F
14	KXEW	SP-TJ	26 / 2.4	1.5	1.8	2.4	1.7	2.0	322 / 4.8	2.6	3.4	A	KXEW
15	KQTL	SP	23 / 2.1	2.4	1.5	2.3	1.0	2.1	253 / 3.8	2.9	2.1		KQTL
16	KCEE	ST	22 / 2.0	2.0	3.5	2.0	2.6	2.4	299 / 4.5	6.3	5.7	A	KCEE
17	KCUB	C	16 / 1.5	1.5	1.2	0.9	2.0	1.3	249 / 3.7	3.3	4.6	A	KCUB
18	KTZR	SP-R	13 / 1.2	1.2	3.0	1.1	1.2	1.6	161 / 2.4	2.4	2.0		KTZR
18	KFFN	SPRTS	13 / 1.2	0.8	1.5	1.4	1.8	1.2	299 / 4.5	3.6	3.8	A	KFFN
20	KZLZ-F	SP-C	12 / 1.1	1.7	2.6	1.4	1.5	1.7	215 / 3.2	3.4	3.0	B	KZLZ-F

12+ FM Share (Metro): 73.86% (695 of 941) (Summer 98: 76.19%)

Teens	18-34	18-49	25-49	25-54	35+	12+ AMD	12+ Mid	12+ PMD	12+ Eve	12+ Wknd
1 KRQQ-F >>	1 KRQQ-F	1 KLPX-F <	1 KLPX-F <	1 KMXZ-F <	1 KIIM-F	1 KIIM-F <	1 KMXZ-F <	1 KIIM-F <	1 KRQQ-F >	1 KRQQ-F <
2 KOHT-F >>	2 KIIM-F <	2 KIIM-F <	2 KMXZ-F <	2 KLPX-F <	2 KMXZ-F	2 KRQQ-F <	2 KIIM-F	2 KMXZ-F	2 KFMA-F	2 KIIM-F >
3 KFMA-F >>>	3 KLPX-F	3 KMXZ-F <	3 KIIM-F >	3 KIIM-F >	3 KNST	3 KMXZ-F >	3 KLPX-F	3 KRQQ-F <	3 KIIM-F <	3 KLPX-F <
	3 KMXZ-F <	4 KRQQ-F	4 KRQQ-F	4 KRQQ-F	4 KLPX-F	4 KLPX-F	4 KNST	4 KLPX-F >	4 KOHT-F	3 KMXZ-F <
	5 KZPT-F <	5 KZPT-F	5 KZPT-F	5 KZPT-F <	5 KWFM-F	5 KNST >	5 KRQQ-F	5 KZPT-F	5 KMXZ-F	5 KOHT-F
	6 KFMA-F >	6 KFMA-F	6 KHYT-F	6 KHYT-F	6 KHYT-F <	6 KHYT-F <	6 KZPT-F	6 KFMA-F	6 KNST <	6 KWFM-F <
	7 KOHT-F	7 KHYT-F <	7 KGMG-F	7 KWFM-F	7 KSAZ	7 KZPT-F	7 KWFM-F <	6 KWFM-F <	7 KLPX-F	7 KZPT-F <
		8 KGMG-F	8 KNST <	8 KGMG-F <	8 KOAZ-F <	7 KWFM-F	8 KFMA-F <	8 KOHT-F	8 KWFM-F <	8 KFMA-F <
			9 KFMA-F	9 KNST	9 KRQQ-F <	9 KFMA-F <	9 KHYT-F <	9 KGMG-F	9 KZPT-F >	9 KHYT-F
			9 KWFM-F		10 KCEE	10 KXEW <	10 KGMG-F	10 KHYT-F <		10 KNST

Wom 18-24	Wom 18-34	Wom 25-34	Wom 18-49	Wom 25-54	Men 18-24	Men 18-34	Men 25-34	Men 18-49	Men 25-54	12+ Ovrnite
1 KRQQ-F >	1 KRQQ-F	1 KMXZ-F >	1 KMXZ-F	1 KMXZ-F >	1 KFMA-F	1 KLPX-F	1 KLPX-F >	1 KLPX-F >	1 KLPX-F >	1 KNST
2 KIIM-F	2 KMXZ-F >	2 KRQQ-F	2 KRQQ-F <	2 KIIM-F	2 KRQQ-F >	2 KFMA-F	2 KIIM-F	2 KIIM-F	2 KIIM-F	2 KIIM-F
3 KFMA-F	3 KZPT-F	3 KZPT-F	3 KIIM-F >	3 KRQQ-F	3 KOHT-F	3 KIIM-F	3 KFMA-F	3 KFMA-F	3 KMXZ-F	3 KMXZ-F
3 KZPT-F	3 KIIM-F >	4 KIIM-F >	4 KZPT-F	4 KLPX-F	3 KIIM-F	3 KRQQ-F	4 KZPT-F	3 KRQQ-F <	4 KHYT-F	4 KRQQ-F <
5 KMXZ-F	5 KFMA-F	5 KLPX-F >	5 KLPX-F	5 KZPT-F	5 KLPX-F	5 KZPT-F	4 KRQQ-F >	5 KZPT-F <	5 KZPT-F	5 KFMA-F
5 KOHT-F >	6 KLPX-F	6 KGMG-F	6 KGMG-F	6 KGMG-F	6 KZPT-F	6 KOHT-F	6 KMXZ-F	6 KMXZ-F	6 KWFM-F <	
			7 KHYT-F <	6 KWFM-F <			7 KGMG-F	7 KHYT-F	7 KNST	
			8 KFMA-F <	8 KHYT-F >				8 KOHT-F	7 KRQQ-F	
								8 KGMG-F	9 KFMA-F	
								8 KNST <		

Other Rated Stations				Metro Share	Cume Rating	TSA AQH Cume	Other Rated Stations--Outside Market				Metro Share	Cume Rating	TSA AQH Cume
KEVT	SP	1030	Cortaro	0.6	1.9		KDDJ-F	AOR-NR	100.3	Globe	0.6	2.6	
KGMS-F	REL	97.1	Green Valley	0.8	2.3		KYOT-F	J	95.5	Phoenix	0.6	1.9	
KGVM	ST	1080	Green Valley	0.8	2.6								
KJLL	T	1330	South Tucson	0.7	1.9								
KTKT	N	990	Tucson	0.7	3.0								
KTUC	ST	1400	Tucson	0.9	3.0								
KVOI	REL	690	Tucson	0.6	1.4								

TUCSON

Consolidation Report	12+	25-54	Revenue
AMFM (Pend. to Clear Channel)	20.7 %	15.9 %	26.7 %
KCEE-AM, KNST-AM, KRQQ-FM, KWFM-FM			
Journal Broadcast Group	17.9 %	23.2 %	21.6 %
KFFN-AM, KGMG-FM, KMXZ-FM, KZPT-FM			
Local	7.4 %	5.2 %	3.6 %
KOHT-FM, KTZR-AM, KXEW-AM			
Lotus	12.2 %	14.9 %	13.7 %
KFMA-FM, KLPX-FM, KTKT-AM			
Slone	18.5 %	19.5 %	25.8 %
KCUB-AM, KHYT-FM, KIIM-FM, KOAZ-FM, KTUC-AM			
	76.8 %	78.7 %	91.4 %

AM Stations

Station	Freq	Power	Format	Daypart	Revenue	Advertiser	Agency	Notes
KCEE	940	1 kw/0.25 kw (DA-2)	Standards	Westwd	\$20.00	Sentry	AMFM	
KCUB	1290	1 kw	Country	ABC	\$22.00	Katz	Slone	
KFFN	1490	1 kw	Sports	1-on-1, ABC	\$ NA	Eastman	Journal Bcst Gp	
KNST	790	5 kw/0.5 kw (DA-1)	News/Talk	ABC, Westwd, ESPN	\$46.00	Sentry	AMFM	
KQTL	1210	10 kw/1 kw (DA-2)	Hispanic		\$ NA	Caballero		Sahuarita
KSAZ	580	5 kw/0.32 kw (DA-N)	Standards	ABC	\$ NA	--		Marana
KTZR	1450	1 kw	Hispanic Regional		\$<20.00	Lotus	KXEW/KOHT-F	
KXEW	1600	1 kw (DA-N)	Tejano		\$<20.00	Lotus	KTZR/KOHT-F	

FM Stations

Station	Freq	Power	Format	Daypart	Revenue	Advertiser	Agency	Notes
KFMA	92.1	50 kw @ 492	AOR-New Rock		\$23.00	Christal	Lotus	Green Valley
KGMG	106.3	0.44 kw @ 4472	Black Oldies		\$ NA	Eastman	Journal Bcst Gp	Oracle
KHYT	107.5	15 kw @ 3527	Classic Hits		\$44.00	Katz	Slone	
KIIM	99.5	93 kw @ 2036	Country		\$105.00	Katz	Slone	
KLPX	96.1	100 kw @ 1952	AOR		\$56.00	Christal	Lotus	
KMXZ	94.9	100 kw @ 1952	AC		\$85.00	Eastman	Journal Bcst Gp	
KOAZ	97.5	6 kw @ 154	Jazz			Katz	Slone	Oro Valley
KOHT	98.3	6 kw @ 184	Bilingual Dance CHR		\$30.00	Lotus	KTZR/KXEW	Marana
KRQQ	93.7	94 kw @ 2032	CHR		\$57.00	Sentry	AMFM	
KWFM	92.9	93 kw @ 2036	Oldies	ABC, Westwd	\$51.00	Sentry	AMFM	
KZLZ	105.3	50 kw @ 492	Hispanic Contemp.		\$ NA	Katz Hisp.	Z-Spanish	Kearney
KZPT	104.1	3 kw @ 102	Hot AC (AC/CHR)		\$45.00	Eastman	Journal Bcst Gp	

Notes: 8/99 Reportedly, the trade of KZLZ-F (and KZNO-F Nogales + \$10,000,000) by Z-Spanish to Desert West Air for KCDX-F (103.1; Florence) has been cancelled
 ... 10/99 AMFM and Clear Channel announced plans to merge

TULSA

Arbitron Rank 63	Pop (12+) 661,200	Stations 24 / 22	Last Year's Revenue: \$36,800,000
MSA Rank: 72		Diaries: 1,339 / 494:1 / 51.8%	Household Income: \$38,476
MSA Pop: 771,000		Sample Target: 1,290	Total Retail Sales: \$7.8 Bil.
DMA: 59		% Below Line: 0.8	#1 Biller: KWEN-F \$5,100,000
Average Persons Rating: 15.8		% Not Listed: 11.8	#1 Billing Portfolio
Market TSL in Hours 21.00		Pop per Station: 30,055	Cox Radio \$15,305,000

12+ Metro	Format	Summer 99 1/4 Share	Spg 99	Win 99	Fall 98	Sum 98	4-Book Avg	12+ Metro Cume / Rtg.	Spg 99	Sum 98	12+ TSA AQH / Cume	Revenue Level	
1	KRMG	FS	97 / 9.3	9.6	9.6	10.4	9.1	9.7	1325 / 20.0	20.9	18.5	F	KRMG
2	KHTT-F	CHR	78 / 7.5	7.3	6.0	7.9	8.7	7.2	1464 / 22.1	20.8	22.8	D	KHTT-F
3	KWEN-F	C	70 / 6.7	8.0	8.6	7.3	8.4	7.7	1144 / 17.3	17.2	20.0	G	KWEN-F
4	KMOD-F	AOR	69 / 6.6	6.2	6.8	9.3	8.1	7.2	931 / 14.1	13.9	15.5	F	KMOD-F
5	KRAV-F	AC	58 / 5.6	4.7	4.7	4.4	5.0	4.8	877 / 13.3	12.2	14.9	D	KRAV-F
6	KQLL-F	O	57 / 5.5	4.9	6.6	4.5	6.0	5.4	907 / 13.7	12.0	14.7	C	KQLL-F
7	KJSR-F	CL HITS	56 / 5.4	5.6	5.2	6.7	6.0	5.7	1194 / 18.1	15.5	19.0	D	KJSR-F
8	KVOO-F	C	54 / 5.2	5.2	4.7	4.0	5.0	4.8	745 / 11.3	11.2	10.6	E*	KVOO-F
9	KBEZ-F	SAC	52 / 5.0	3.9	5.1	5.1	4.2	4.8	791 / 12.0	11.5	12.7	E	KBEZ-F
10	KVOO	C	44 / 4.2	3.5	2.1	3.9	4.0	3.4	515 / 7.8	7.2	6.9	*	KVOO
11	KRTQ-F	AOR-NR	42 / 4.0	4.8	4.3	1.1	0.4	3.6	745 / 11.3	11.1	1.0		KRTQ-F
12	KJMM-F	B	39 / 3.7	3.8	5.2	5.2	4.4	4.5	402 / 6.1	7.2	7.3	B	KJMM-F
13	KXOJ-F	REL-CC	37 / 3.5	4.8	4.7	2.8	3.8	4.0	608 / 9.2	9.2	8.3	A	KXOJ-F
14	KMYZ-F	AOR-NR	36 / 3.4	5.0	3.8	5.5	5.4	4.4	790 / 12.0	14.5	12.9	D	KMYZ-F
15	KCKI-F	C	35 / 3.4	2.4	3.2	2.4	2.6	2.8	587 / 8.9	7.5	9.1	C	KCKI-F
16	KCFM-F	CL	30 / 2.9	2.9	2.8	1.9	2.2	2.6	530 / 8.0	6.8	6.1	B	KCFM-F
17	KGTO	ST	20 / 1.9	1.3	2.1	2.4	1.8	1.9	258 / 3.9	3.3	3.6	A	KGTO
18	KOAS-F	SAC	13 / 1.2	1.7	1.3	1.8	2.1	1.5	231 / 3.5	5.3	5.0	A	KOAS-F
19	KQLL	SPRTS	11 / 1.1	1.0	0.6	1.1	0.6	0.9	199 / 3.0	2.8	2.3	A	KQLL

12+ FM Share (Metro): 80.78% (744 of 921) (Summer 98: 81.25%)

Teens	18-34	18-49	25-49	25-54	35+	12+ AMD	12+ Mid	12+ PMD	12+ Eve	12+ Wknd
1 KHTT-F >>>	1 KRTQ-F <	1 KMOD-F	1 KMOD-F <	1 KMOD-F	1 KRMG >	1 KRMG >>	1 KRMG >	1 KRMG <	1 KHTT-F >	1 KHTT-F
2 KMYZ-F	2 KHTT-F <	2 KRAV-F	2 KRAV-F	2 KRAV-F <	2 KQLL-F	2 KMOD-F <	2 KRAV-F <	2 KHTT-F	2 KWEN-F <	2 KWEN-F
3 KJMM-F >>	3 KMOD-F <	3 KJSR-F <	3 KJSR-F	3 KJSR-F	3 KWEN-F	3 KWEN-F <	3 KBEZ-F <	3 KWEN-F <	3 KMOD-F	3 KMOD-F
4 KRAV-F	4 KHTT-F <	4 KWEN-F	4 KWEN-F	3 KRMG <	4 KBEZ-F <	4 KHTT-F	4 KMOD-F <	4 KMOD-F <	3 KMYZ-F <	4 KRMG <
5 KMYZ-F	5 KWEN-F	5 KRMG <	5 KWEN-F	5 KWEN-F	5 KVOO <	5 KRAV-F <	5 KJSR-F <	5 KQLL-F <	5 KQLL-F <	5 KVOO-F
6 KWEN-F <	6 KRTQ-F	6 KHTT-F <	6 KQLL-F <	6 KQLL-F <	6 KVOO-F	6 KVOO-F <	6 KHTT-F <	6 KRAV-F <	6 KRTQ-F <	5 KVOO <
7 KJSR-F	7 KBEZ-F <	7 KRTQ-F <	7 KBEZ-F <	7 KBEZ-F <	6 KMOD-F <	7 KQLL-F	7 KWEN-F	7 KVOO-F <	7 KRMG	7 KJMM-F <
7 KJMM-F	8 KRMG	8 KVOO-F	8 KHTT-F <	8 KHTT-F <	8 KJSR-F	7 KBEZ-F <	8 KQLL-F <	8 KJSR-F <	8 KBEZ-F	8 KJSR-F <
9 KVOO-F	9 KVOO-F	8 KBEZ-F <	9 KVOO-F <	9 KVOO-F <	9 KRAV-F <	9 KVOO	9 KVOO-F	9 KRTQ-F <	8 KCKI-F	9 KQLL-F
	9 KXOJ-F	10 KXOJ-F	10 KXOJ-F	10 KRTQ-F <	10 KCFM-F	9 KJSR-F	10 KRTQ-F	10 KBEZ-F	8 KVOO-F <	10 KMYZ-F <

Wom 18-24	Wom 18-34	Wom 25-34	Wom 18-49	Wom 25-54	Men 18-24	Men 18-34	Men 25-34	Men 18-49	Men 25-54	12+ Ovrnite
1 KHTT-F >>>	1 KHTT-F	1 KRAV-F	1 KRAV-F <	1 KRAV-F	1 KMYZ-F	1 KRTQ-F <	1 KRTQ-F	1 KMOD-F >	1 KMOD-F	1 KHTT-F
2 KMYZ-F	2 KRAV-F >>	2 KHTT-F >	2 KHTT-F	2 KBEZ-F	2 KMOD-F	2 KMOD-F >	2 KMOD-F >	2 KJSR-F <	2 KJSR-F <	2 KVOO <
2 KWEN-F	3 KWEN-F	3 KJMM-F	3 KBEZ-F <	3 KWEN-F <	3 KRTQ-F >	3 KMYZ-F >	3 KVOO-F	3 KRTQ-F	3 KRMG	3 KWEN-F
2 KRAV-F	4 KJMM-F	4 KXOJ-F	4 KWEN-F >	4 KHTT-F	4 KWEN-F	4 KVOO-F	4 KJSR-F	4 KRMG	4 KRTQ-F	4 KCKI-F <
2 KBEZ-F	5 KXOJ-F	4 KWEN-F	5 KXOJ-F	5 KQLL-F <	5 KHTT-F	4 KJMM-F	5 KMYZ-F	5 KWEN-F <	5 KQLL-F	5 KRMG
	5 KRTQ-F	4 KVOO-F	5 KVOO-F	6 KVOO-F <	5 KJMM-F	4 KJSR-F	5 KXOJ-F	6 KRAV-F	5 KWEN-F	
	5 KBEZ-F	7 KJSR-F	5 KJSR-F	7 KRMG <	5 KJSR-F >	7 KWEN-F	5 KJMM-F	7 KMYZ-F >	7 KRAV-F	
	5 KJSR-F	7 KRTQ-F	8 KMOD-F <	8 KXOJ-F <	9 KJSR-F <	7 KRAV-F	5 KRAV-F	8 KXOJ-F	8 KVOO-F	
				9 KJSR-F <		7 KHTT-F		8 KVOO-F	9 KXOJ-F	
								8 KHTT-F <	10 KJMM-F	

Other Rated Stations				Metro Share	Cume Rating	TSA AQH Cume	Other Rated Stations--Outside Market				Metro Share	Cume Rating	TSA AQH Cume
KCFO	REL	970	Tulsa	0.5	2.2		KHJM-F	G	100.3	Taft	0.4	1.7	
KMRX-F	AOR-P	101.5	Collinsville	0.6	4.6		KOMA-F	O	92.5	Oklahoma City	0.4	1.1	
KREK-F	C	104.9	Bristow	0.4	0.7								

TULSA

Consolidation Report	12+	25-54	Revenue
Clear Channel KAKC-AM, KMOD-FM, KMRX-FM, KOAS-FM, KQLL-AM, KQLL-FM	15.0 %	18.1 %	19.9 %
Cox Radio KGTO-AM, KJSR-FM, KRAV-FM, KRMG-AM, KRTQ-FM, KWEN-FM	32.9 %	34.0 %	41.6 %
Journal Broadcast Group KCKI-FM, KVOO-AM, KVOO-FM	12.8 %	11.0 %	13.2 %
Renda KBEZ-FM, KHTT-FM	12.5 %	11.4 %	14.3 %
Shamrock KCFM-FM, KMYZ-FM	6.3 %	3.8 %	7.3 %
	79.5 %	78.3 %	96.3 %

AM Stations

Station	Freq	Power	Format	Network	Revenue	Advertiser	Station
KGTO	1050	1 kw/0.022 kw	Standards	CNN, Westwd	\$<20.00	Allied	Cox Radio
KQLL	1430	5 kw (DA-N)	Sports	WW1, ABC, CBS	\$ NA	Clr Chnl	Clear Channel
KRMG	740	50 kw/25 kw (DA-2)	Full Service	ABC, CNN	\$72.00	Christal	Cox Radio
KVOO	1170	50 kw (DA-N)	Country	ABC	\$ NA	D&R	Journal Bcst Gp

FM Stations

Station	Freq	Power	Format	Network	Revenue	Advertiser	Station
KBEZ	92.9	100 kw @ 1318	Soft AC		\$62.00	Eastman	Renda
KCFM	94.1	18 kw @ 817	Classical		\$<20.00	Allied	Shamrock Okmulgee
KCKI	99.5	100 kw @ 981	Country		\$28.00	D&R	Journal Bcst Gp Henryetta
KHTT	106.9	100 kw @ 1010	CHR		\$40.00	Eastman	Renda Muskogee
KJMM	105.3	3.4 kw @ 879	Black	AURN, ABC, WW1	\$<20.00	Interep	Perry Bixby
KJSR	103.3	100 kw @ 1280	Classic Hits		\$49.00	Katz	Cox Radio
KMOD	97.5	100 kw @ 1327	AOR		\$70.00	Clr Chnl	Clear Channel
KMYZ	104.5	70 kw @ 1130	AOR-New Rock		\$53.00	Allied	Shamrock Pryor
KOAS	92.1	27 kw @ 656	Soft AC		\$35.00	—	Clear Channel Broken Arrow
KQLL	106.1	100 kw @ 1322	Oldies		\$42.00	Clr Chnl	Clear Channel Owasso
KRAV	96.5	100 kw @ 1327	AC		\$35.00	Allied	Cox Radio
KRTQ	102.3	50 kw @ 492	New Rock		\$ NA	Christal	Cox Radio Sand Springs
KVOO	98.5	100 kw @ 1226	Country	ABC	\$70.00	D&R	Journal Bcst Gp
KWEN	95.5	100 kw @ 1327	Country		\$104.00	Katz	Cox Radio
KXOJ	100.9	5 kw @ 360	Contemp. Christian		\$ NA	Salem	Sapulpa

Notes: * KVOO revenue included in KVOO-F revenue level . . . 10/99 KOAS-F changed from Soft AC to CHR as "Kiss 92.1"

WASHINGTON, DC

Arbitron Rank	9 Pop (12+): 3,600,900	Stations	39 / 34	Last Year's Revenue:	\$257,600,000
MSA Rank:	5	Diaries:	4,068/ 885:1/ 47.9%	Household Income:	\$67,856
MSA Pop:	4,670,000	Sample Target:	4,030	Total Retail Sales:	\$43.9 Bil.
DMA:	8	% Below Line:	2.9	#1 Biller:	WJFK-F \$23,270,000
Average Persons Rating:	15.0	% Not Listed:	17.5	#1 Billing Portfolio	
Market TSL in Hours	20.00	Pop per Station:	105,909		AMFM \$76,080,000

12+ Metro	Format	Summer 99 1/4 Share	Spg 99	Win 99	Fall 98	Sum 98	4-Book Avg	12+ Metro Cume / Rtg.	Spg 99	Sum 98	12+ TSA AQH / Cume	Revenue Level
1	WPGC-F	B/CHR	339 / 6.3	5.5	6.2	5.6	6.3	5.9	5917 / 16.4	16.5	17.1	K WPGC-F
2	WKYS-F	B	290 / 5.4	5.0	5.8	5.4	5.3	5.4	4704 / 13.1	14.7	14.1	I WKYS-F
3	WHUR-F	B/AC	277 / 5.1	5.9	6.2	5.6	5.6	5.7	4286 / 11.9	12.5	12.4	G WHUR-F
4	WBIG-F	O	243 / 4.5	4.7	4.2	4.4	4.5	4.5	4583 / 12.7	13.5	13.8	J WBIG-F
5	WMAL	FS/T	228 / 4.2	4.3	4.0	4.2	4.6	4.2	3318 / 9.2	10.1	10.8	I WMAL
6	WMZQ-F	C	227 / 4.2	4.6	3.9	4.5	4.2	4.3	3748 / 10.4	11.4	10.9	J WMZQ-F
7	WJMO-F	B/O	209 / 3.9	4.5	4.1	3.2	3.2	3.9	4267 / 11.8	12.4	10.9	H WJMO-F
8	WJFK-F	T	205 / 3.8	4.4	4.0	3.5	4.1	3.9	3181 / 8.8	9.1	9.4	K WJFK-F
8	WTOP-AF	N	205 / 3.8	3.5	3.7	3.2	3.5	3.6	5396 / 15.0	14.8	13.1	J WTOP-AF
10	WRQX-F	AC/CHR	199 / 3.7	4.4	4.3	5.1	4.3	4.4	4940 / 13.7	13.8	13.9	J WRQX-F
11	WJZW-F	J	197 / 3.7	3.2	3.0	4.1	4.0	3.5	3317 / 9.2	10.1	9.1	H WJZW-F
12	WASH-F	AC	195 / 3.6	3.6	3.6	4.7	4.0	3.9	3987 / 11.1	11.1	12.8	J WASH-F
13	WGMS-F	CL	192 / 3.6	3.7	3.6	3.6	4.5	3.6	3156 / 8.8	9.0	9.1	I WGMS-F
14	WWDC-F	AOR	189 / 3.5	3.8	3.7	3.5	3.3	3.6	5274 / 14.6	13.8	13.5	H WWDC-F
15	WWZZ-F	CHR	184 / 3.4	3.1	3.4	2.7	3.6	3.2	4608 / 12.8	13.5	14.1	H WWZZ-F
16	WMMJ-F	B/AC	182 / 3.4	3.5	4.4	5.0	3.7	4.1	2835 / 7.9	9.1	8.7	H WMMJ-F
17	WARW-F	CL AOR	119 / 2.2	2.1	2.3	2.2	2.6	2.2	3283 / 9.1	8.4	10.9	H WARW-F
18	WHFS-F	AOR-NR	106 / 2.0	2.3	1.9	2.3	2.3	2.1	4158 / 11.5	11.3	10.5	I WHFS-F
19	WAVA-F	REL	82 / 1.5	1.0	1.3	1.0	1.2	1.2	1410 / 3.9	3.4	3.7	WAVA-F
20	WTEM	SPRTS	74 / 1.4	1.2	1.7	1.3	1.1	1.4	1451 / 4.0	4.3	3.9	F WTEM
21	WOL	B/T	63 / 1.2	0.7	0.7	0.7	1.1	0.8	603 / 1.7	1.2	1.4	D WOL
22	WYCB	B/G	52 / 1.0	0.9	0.8	0.9	0.9	0.9	675 / 1.9	1.9	2.3	C WYCB

12+ FM Share (Metro): 83.28% (3705 of 4449) (Summer 98: 83.11%)

Teens	18-34	18-49	25-49	25-54	35+	12+ AMD	12+ Mid	12+ PMD	12+ Eve	12+ Wknd
1 WPGC-F	1 WPGC-F	1 WPGC-F	1 WPGC-F	1 WHUR-F <	1 WBIG-F <	1 WKYS-F <	1 WPGC-F	1 WPGC-F <	1 WPGC-F	1 WHUR-F
2 WWZZ-F	2 WKYS-F >	2 WKYS-F	2 WHUR-F <	2 WPGC-F <	2 WMAL <	2 WJFK-F <	2 WMAL <	2 WJFK-F	2 WKYS-F	2 WPGC-F
2 WKYS-F	3 WJFK-F <	3 WHUR-F <	3 WRQX-F <	3 WRQX-F <	3 WHUR-F	3 WHUR-F <	3 WBIG-F <	3 WBIG-F <	3 WASH-F	3 WKYS-F <
4 WWDC-F >>	4 WWDC-F	4 WJFK-F <	4 WJMO-F	4 WBIG-F <	4 WGMS-F <	4 WPGC-F <	4 WKYS-F <	4 WKYS-F	3 WHUR-F	4 WBIG-F <
5 WHFS-F	5 WWZZ-F <	5 WRQX-F <	4 WKYS-F	5 WJMO-F	5 WTOP-AF <	5 WTOP-AF <	5 WMZQ-F <	5 WJMO-F <	5 WWZZ-F <	5 WMMJ-F
	6 WRQX-F	6 WJMO-F <	4 WJFK-F <	5 WJZW-F <	6 WMZQ-F <	6 WMAL <	6 WJZW-F <	6 WMZQ-F <	6 WMMJ-F <	5 WMZQ-F
	7 WASH-F <	7 WASH-F	7 WJZW-F	7 WJFK-F <	7 WJZW-F <	7 WRQX-F	7 WJMO-F	7 WWDC-F	7 WJMO-F	7 WWZZ-F <
	8 WHUR-F	8 WWDC-F <	7 WASH-F	8 WKYS-F	8 WJMO-F	8 WMZQ-F <	7 WWDC-F <	7 WTOP-AF <	8 WJZW-F <	8 WJMO-F <
	9 WJMO-F <	9 WJZW-F <	9 WBIG-F <	8 WASH-F	8 WMMJ-F	9 WBIG-F	9 WGMS-F	9 WJZW-F	9 WWDC-F	9 WMAL
	10 WHFS-F <	10 WWZZ-F <	10 WMMJ-F <	10 WMZQ-F	10 WASH-F <	10 WGMS-F <	9 WHUR-F <	9 WRQX-F <	9 WTOP-AF <	9 WGMS-F <
				10 WMMJ-F						

Wom 18-24	Wom 18-34	Wom 25-34	Wom 18-49	Wom 25-54	Men 18-24	Men 18-34	Men 25-34	Men 18-49	Men 25-54	12+ Ovrnite
1 WPGC-F <	1 WPGC-F <	1 WPGC-F <	1 WPGC-F	1 WHUR-F	1 WPGC-F <	1 WPGC-F <	1 WJFK-F	1 WJFK-F <	1 WJFK-F	1 WPGC-F >
2 WKYS-F >	2 WKYS-F >	2 WKYS-F <	2 WKYS-F <	2 WRQX-F <	2 WKYS-F >	2 WJFK-F <	2 WPGC-F	2 WPGC-F	2 WPGC-F	2 WMAL <
3 WWZZ-F	3 WRQX-F <	3 WRQX-F	3 WASH-F	3 WASH-F <	3 WWDC-F	3 WKYS-F	3 WKYS-F	3 WKYS-F	3 WJZW-F <	3 WKYS-F <
4 WASH-F	4 WWZZ-F <	4 WASH-F <	3 WHUR-F <	4 WPGC-F	4 WJFK-F	4 WWDC-F >	4 WWDC-F >	4 WWDC-F <	4 WBIG-F	4 WHUR-F
4 WWDC-F	5 WASH-F	5 WWZZ-F <	5 WRQX-F	5 WJMO-F <	5 WWZZ-F	5 WHFS-F <	5 WHFS-F	5 WHUR-F <	4 WHUR-F <	5 WASH-F <
6 WJMO-F	6 WWDC-F	6 WJMO-F	6 WJMO-F	6 WBIG-F <	6 WHUR-F <	6 WHUR-F	5 WJZW-F <	6 WJMO-F <	6 WJMO-F <	6 WTOP-AF <
7 WHFS-F	6 WJMO-F	7 WMZQ-F <	7 WWZZ-F <	7 WKYS-F <	7 WHFS-F	6 WWZZ-F	7 WRQX-F <	7 WJZW-F	7 WKYS-F <	7 WJMO-F <
7 WJFK-F	8 WHUR-F	8 WHUR-F	8 WJZW-F <	8 WJZW-F	8 WARW-F <	8 WHUR-F	8 WHUR-F	7 WARW-F <	8 WTOP-AF	8 WMMJ-F <
7 WRQX-F <	8 WMZQ-F	9 WWDC-F	9 WBIG-F	9 WMZQ-F <	9 WRQX-F	9 WWZZ-F <	9 WRQX-F	9 WRQX-F	8 WMMJ-F <	8 WMMJ-F <
	10 WHFS-F <	10 WJZW-F >	9 WMZQ-F <	10 WMMJ-F					10 WRQX-F <	

WASHINGTON, DC

Other Rated Stations				Metro Share	Cume Rating	TSA AQH Cume	Consolidation Report			
WACA	SP-C	1540	Wheaton, MD	0.4	0.8		ABC	11.6 %	12.6 %	14.7 %
WAFY-F	AC	103.1	Middletown, MD	0.4	0.9		WJZW-FM, WMAL-AM, WRQX-FM			
WBZS-AA	SP-TP	730	Alexandria, VA	0.5	1.4		AMFM (Pend. to Clear Channel)	21.8 %	22.6 %	29.5 %
WFRE-F	C	99.9	Frederick, MD	0.5	1.9		WASH-FM, WBIG-FM, WGAY-AM, WJMO-FM, WMZQ-FM, WTEM-AM, WWDC-FM, WWRC-AM			
WGAY	ST	1260	Washington	0.7	1.4		Bonneville	11.0 %	8.6 %	14.3 %
WKDL-AA	SP-NT	1050	Silver Spring, MD	0.4	0.7		WGMS-FM, WTOP-AF, WWVZ-FM, WWZZ-FM			
WPGC	B/G	1580	Morningside, MD	0.8	2.4		CBS/Infinity	15.1 %	15.6 %	25.1 %
WWVZ-F	CHR	103.9	Braddock Hts., MD	0.2	0.4		WARW-FM, WHFS-FM, WJFK-FM, WPGC-AM, WPGC-FM			
WZHF	SP-C	1390	Arlington, VA	0.6	1.1		Mega	1.4 %	1.5 %	%

Other Rated Stations--Outside Market				Metro Share	Cume Rating	TSA AQH Cume
WBQB-F	AC	101.5	Fredericksburg, VA	0.6	1.7	
WFLS-F	C	93.3	Fredericksburg, VA	0.6	2.4	
WINC-F	AC/CHR	92.5	Winchester, VA	0.4	2.2	
WYYY-F	AOR	97.9	Baltimore	0.8	4.0	
WXYV-F	CHR	102.7	Baltimore	0.5	3.2	

Radio One	11.0 %	9.5 %	10.2 %
WKYS-FM, WMMJ-FM, WOL-AM, WYCB-AM			
Total	71.9 %	70.4 %	93.8 %

AM Stations

Station	Power	Format	Service	Parent	Station	Power	Format	Service
WMAL	630	5 kw (DA-2)	Full Service/Talk	ABC	ABC	\$180.00	ABC	ABC
WOL	1450	1 kw	Black Talk	ABC, AURN	Mc-Guild	\$55.00	Radio One	Radio One
WTEM	980	50 kw/5 kw (DA-2)	Sports	CBS, 1-on-1, ESPN	Eastman	\$65.00	AMFM	AMFM
WTOP	1500	50 kw (DA-2)	News	CBS, AP	Katz	\$195.00	Bonneville	Bonneville
WYCB	1340	1 kw	Black Gospel	AURN	---	\$40.00	Radio One	Radio One

FM Stations

Station	Freq	Power	Format	Service	Parent	Station	Freq	Power	Format	Service
WARW	94.7	21 kw @ 771	Classic AOR		CBS	CBS/Infinity				Bethesda, MD
WASH	97.1	26 kw @ 686	AC		AMFM	Banner			AMFM	
WAVA	105.1	50 kw @ 500	Religion	Westwd, SRN	\$70.00	Salem			Salem	
WBIG	100.3	36 kw @ 574	Oldies		\$184.00	Eastman			AMFM	
WGMS	103.5	44 kw @ 518	Classical	Westwd	\$195.00	Katz			Bonneville	
WHFS	99.1	50 kw @ 460	AOR - New Rock		\$180.00	CBS			CBS/Infinity	Annapolis, MD
WHUR	96.3	24 kw @ 670	Black AC	ABC	\$140.00	D&R			Howard Univ.	
WJFK	106.7	22 kw @ 730	Talk/Jazz	Westwd	\$315.00	Infinity			CBS/Infinity	Manassas, VA
WJMO	99.5	22 kw @ 751	Black Oldies	AMFM	\$ NA	Katz			AMFM	
WJZW	105.9	28 kw @ 648	Jazz	ABC	\$183.00	ABC			ABC	Woodbridge, VA
WKYS	93.9	24.5 kw @ 705	Black		\$140.00	Mc-Guild			Radio One	
WMMJ	102.3	2.9 kw @ 480	Black AC		\$155.00	Mc-Guild			Radio One	Bethesda, MD
WMZQ	98.7	50 kw @ 490	Country	AMFM	\$320.00	Christal			AMFM	
WPGC	95.5	50 kw @ 500	Black/CHR		\$340.00	Interep			CBS/Infinity	Morningside, MD
WRQX	107.3	34 kw @ 604	AC/CHR	ABC	\$280.00	ABC			ABC	
WTOP	107.7	29 kw @ 646	Simul. WTOP							Warrenton, VA
WWDC	101.1	22.5 kw @ 760	AOR	AMFM	\$185.00	Christal			AMFM	
WWZZ	104.1	22 kw @ 764	CHR		\$135.00	Sentry			Bonneville	Waldorf, MD

Notes: 4/99 WUPP-F (94.3; Warrenton, VA) changed from Country to Modern AC (AC-NR) as WPLC-F ("The Pulse") . . . 9/99 WILC (900; Laurel, MD) sold for \$5,500,000 . . . 10/99 WABS (780; Arlington, VA) sold to Salem for \$4,100,000 . . . 10/99 AMFM and Clear Channel announced plans to merge. Some divestitures in the market may be required . . . 11/99 WINX (1600; Rockville, MD) changed from simulcasting Hispanic Contemporary WZHF (1390) to Hispanic Talk & Sports (our format code: SP-NT)

WEST PALM BEACH

Arbitron Rank 51 Pop (12+): 896,300
MSA Rank: 59
MSA Pop: 1,040,000
DMA: 45
Average Persons Rating: 15.2
Market TSL in Hours 20.50

Stations 40 / 20
Diaries: 2,205 / 406:1 / 52.9%
Sample Target: 2,130
% Below Line: 31.6
% Not Listed: 12.8
Pop per Station: 44,815

Last Year's Revenue: \$43,500,000
Household Income: \$46,560
Total Retail Sales: \$13.0 Bil.
#1 Builer: WEAT-F \$8,500,000
#1 Billing Portfolio
 CBS/Infinity \$18,660,000

12+ Metro	Format	Summer 99 1/4 Share	Spg 99	Win 99	Fail 98	Sum 98	4-Book Avg	12+ Metro Cume / Rtg.	Spg 99	Sum 98	12+ TSA AQH / Cume	Revenue Level
1	WEAT-F	SAC	132 / 9.7	9.2	10.9	7.4	7.3	9.3	1555 / 17.3	18.5	14.4	H WEAT-F
2	WJBW-F	ST	86 / 6.3	5.4	6.0	5.7	6.4	5.9	1002 / 11.2	12.1	10.6	C WJBW-F
3	WIRK-F	C	76 / 5.6	5.7	5.5	6.6	5.5	5.8	1010 / 11.3	11.6	10.7	G WIRK-F
4	WJNO	N/T	63 / 4.6	4.7	3.4	4.6	4.9	4.3	989 / 11.0	10.6	12.6	F WJNO
5	WRMF-F	AC	62 / 4.5	5.0	4.9	6.1	6.4	5.1	1081 / 12.1	11.9	14.5	H WRMF-F
5	WEDR-F	B	62 / 4.5	4.1	4.1	6.2	4.9	4.7	866 / 9.7	9.8	9.5	H WEDR-F
7	WLDI-F	CHR	49 / 3.6	3.4	3.5	2.5	1.8	3.2	1136 / 12.7	12.3	6.6	B WLDI-F
8	WKGR-F	CL AOR	45 / 3.3	2.8	3.1	3.6	3.4	3.2	841 / 9.4	9.7	8.6	D WKGR-F
9	WPBZ-F	AOR-NR	41 / 3.0	3.1	2.8	3.1	3.4	3.0	750 / 8.4	8.7	10.9	E WPBZ-F
10	WTMI-F	CL	40 / 2.9	3.0	2.3	2.4	1.9	2.7	592 / 6.6	6.9	6.5	H WTMI-F
11	WDBF-AA	ST	31 / 2.3	2.5	3.3	2.2	3.4	2.6	489 / 5.5	5.8	6.3	H WDBF-AA
11	WPOW-F	CHR	31 / 2.3	1.8	2.5	2.2	1.9	2.2	735 / 8.2	8.9	7.1	H WPOW-F
13	WBGJ-F	CL AOR	30 / 2.2	2.3	2.0	2.4	2.4	2.2	673 / 7.5	6.7	6.7	H WBGJ-F
14	WMBX-F	AC-NR	29 / 2.1	2.3	2.1	2.1	3.3	2.2	819 / 9.1	8.7	11.4	B WMBX-F
15	WHQT-F	B	28 / 2.1	2.0	2.2	2.1	2.2	2.1	544 / 6.1	6.0	6.2	H WHQT-F
16	WJNA	ST	26 / 1.9	1.5	1.2	1.1	1.6	1.4	408 / 4.6	3.8	5.1	A WJNA
17	WLVE-F	J	24 / 1.8	2.1	2.1	1.9	2.6	2.0	461 / 5.1	5.1	6.0	H WLVE-F
18	WZZR-F	AOR	23 / 1.7	1.8	1.5	1.4	1.6	1.6	345 / 3.8	4.1	4.0	H WZZR-F
18	WMXJ-F	O	23 / 1.7	0.9	1.2	1.1	1.1	1.2	489 / 5.5	5.0	5.0	H WMXJ-F
18	WOLL-F	O	23 / 1.7	2.2	2.0	2.4	2.3	2.1	529 / 5.9	5.9	6.3	C WOLL-F
18	WRLX-F	B/O	23 / 1.7	1.9	2.1	2.0	2.2	1.9	494 / 5.5	5.2	5.7	C WRLX-F
22	WQAM	SPRTS	22 / 1.6	1.6	1.4	2.2	2.1	1.7	394 / 4.4	3.7	4.6	H WQAM
22	WWLV-F	J	22 / 1.6	1.7	1.5	0.9		1.4	362 / 4.0	4.5		A WWLV-F

12+ FM Share (Metro): 82.09% (976 of 1189) (Summer 98: 79.69%)

Teens	18-34	18-49	25-49	25-54	35+	12+ AMD	12+ Mid	12+ PMD	12+ Eve	12+ Wknd
1 WEDR-F	1 WEDR-F	1 WEAT-F >	1 WEAT-F >	1 WEAT-F >	1 WEAT-F	1 WEAT-F >	1 WEAT-F >	1 WEAT-F >	1 WEDR-F	1 WJBW-F
2 WLDI-F	2 WEAT-F	2 WEDR-F <	2 WIRK-F <	2 WIRK-F	2 WJBW-F >	2 WIRK-F <	2 WJBW-F <	2 WJBW-F	2 WEAT-F	2 WEAT-F
3 WPOW-F	2 WPBZ-F <	3 WIRK-F <	3 WRMF-F <	3 WKGR-F	3 WJNO	3 WBGJ-F <	3 WJNO <	3 WIRK-F <	3 WJBW-F	3 WIRK-F
4 WPBZ-F >>	4 WIRK-F	4 WRMF-F <	4 WKGR-F	3 WRMF-F	4 WIRK-F	4 WJNO	4 WRMF-F <	4 WRMF-F	4 WLDI-F	4 WEDR-F
	5 WLDI-F	5 WKGR-F	5 WEDR-F	5 WEDR-F	5 WRMF-F <	5 WRMF-F <	5 WIRK-F >	5 WJNO <	5 WRMF-F	5 WLDI-F
	5 WRMF-F >	6 WLDI-F <	6 WBGJ-F <	6 WBGJ-F <	6 WTMI-F	6 WJBW-F <	6 WZZR-F <	6 WEDR-F <	5 WIRK-F <	6 WTMI-F <
	7 WKGR-F	7 WPBZ-F	7 WPBZ-F	7 WPBZ-F <	7 WDBF-AA	7 WKGR-F <	7 WKGR-F	7 WLDI-F	7 WPOW-F <	7 WPBZ-F <
	7 WPOW-F <	8 WBGJ-F <	8 WLDI-F <	8 WHQT-F <	7 WKGR-F	8 WEDR-F	7 WEDR-F <	8 WKGR-F	8 WJNO <	8 WRMF-F <
	9 WMBX-F <	9 WMBX-F <	9 WZZR-F	9 WMBX-F	9 WJNA	9 WPBZ-F <	9 WTMI-F <	9 WPBZ-F	9 WKGR-F	9 WPOW-F
	10 WBGJ-F	10 WHQT-F <	9 WHQT-F <	9 WLDI-F <	10 WMXJ-F <	10 WLDI-F	10 WLDI-F <	10 WTMI-F	9 WHQT-F <	10 WKGR-F <

Wom 18-24	Wom 18-34	Wom 25-34	Wom 18-49	Wom 25-54	Men 18-24	Men 18-34	Men 25-34	Men 18-49	Men 25-54	12+ Ovrite
1 WEAT-F >	1 WEAT-F	1 WRMF-F	1 WEAT-F >	1 WEAT-F >	1 WEDR-F >	1 WPBZ-F	1 WPBZ-F	1 WKGR-F	1 WKGR-F	1 WEDR-F
2 WEDR-F	2 WEDR-F	2 WEDR-F	2 WRMF-F <	2 WRMF-F	2 WPBZ-F	2 WEDR-F <	1 WIRK-F	2 WEAT-F	2 WEAT-F	1 WEAT-F
2 WLDI-F >	3 WLDI-F	3 WEAT-F	3 WEDR-F	3 WIRK-F <	2 WLDI-F	3 WKGR-F	3 WKGR-F	3 WIRK-F	3 WIRK-F	3 WHQT-F
4 WMBX-F	3 WRMF-F	3 WIRK-F	4 WIRK-F	4 WEDR-F	4 WPOW-F	3 WIRK-F	4 WEAT-F	3 WZZR-F <	4 WBGJ-F <	4 WTMI-F
4 WPOW-F	5 WIRK-F	3 WPBZ-F	5 WLDI-F	5 WLDI-F	5 WZTA-F	5 WBGJ-F	4 WBGJ-F	5 WEDR-F	5 WZZR-F	5 WIRK-F
6 WIRK-F >	6 WMBX-F	6 WLDI-F	6 WMBX-F	6 WPBZ-F	6 WBGJ-F	5 WRMF-F	4 WRMF-F	5 WBGJ-F	6 WQAM <	5 WJBW-F
	6 WPBZ-F	7 WMBX-F	7 WPBZ-F <	6 WKGR-F	6 WKGR-F	7 WZZR-F	7 WZZR-F	5 WPBZ-F	7 WPBZ-F <	
	8 WPOW-F	8 WMGE-F	8 WHQT-F	6 WMBX-F <	6 WRMF-F	7 WLDI-F	8 WZTA-F	8 WQAM <	8 WRMF-F <	
	9 WMGE-F	8 WPOW-F	8 WKGR-F	9 WHQT-F	6 WMBX-F	7 WEAT-F	8 WEDR-F	9 WRMF-F <	9 WHQT-F <	
	9 WHQT-F	8 WHYI-F	10 WPOW-F	10 WBGJ-F	6 WZZR-F >>	10 WZTA-F	8 WHQT-F >	10 WLDI-F <	10 WEDR-F	
	9 WHYI-F		10 WRLX-F	10 WHYI-F		10 WPOW-F >				

WEST PALM BEACH

Other Rated Stations				Metro Share	Cume Rating	TSA AQH Cume
WBZT	T	1290	West Palm Beach	1.4	4.2	
WLVS	SP-C	1380	Lake Worth	0.4	0.8	
WPBR	T	1340	Lantana	0.4	1.2	
WSBR	T	740	Boca Raton	0.5	2.2	
WSWN	B	900	Belle Glade	1.0	1.5	

Other Rated Stations--Outside Market				Metro Share	Cume Rating	TSA AQH Cume
WAMR-F	SP	107.5	Miami	0.8	2.5	
WFLC-F	AC	97.3	Miami	0.5	3.1	
WHYI-F	CHR/AC	100.7	Fort Lauderdale	1.3	6.2	
WINZ	T	940	Miami	0.7	2.5	
WIOD	N/T	610	Miami	0.8	4.1	
WKIS-F	C	99.9	Boca Raton	1.3	4.5	
WLYF-F	SAC	101.5	Miami	1.3	4.2	
WMGE-F	B/O	103.5	Fort Lauderdale	1.1	4.2	
WRMA-F	SP	106.7	Fort Lauderdale	1.0	3.0	
WRTO-F	SP	98.3	Goulds	0.9	2.1	
WZTA-F	AOR	94.9	Miami Beach	1.1	5.2	

Consolidation Report	12+	25-54	Revenue
CBS/Infinity	20.4 %	24.6 %	42.9 %
WEAT-FM, WIRK-FM, WMBX-FM, WPBZ-FM			
Clear Channel	16.2 %	15.9 %	22.9 %
WBZT-AM, WJNO-AM, WKGR-FM, WLDI-FM, WOLL-FM, WWLV-FM			
James Crystal, pend.	8.1 %	7.6 %	24.1 %
WDJA-AM, WJNA-AM, WLVI-AM, WRLX-FM, WRMF-FM			
WDBF	8.6 %	0.8 %	3.4 %
WDBE-AM, WDBF-AM, WJBW-FM			
	53.3 %	48.9 %	93.3 %

AM Stations

WBZT	1290	5 kw (DA-N)	Talk	ABC	\$34.00	Clr Chnl	Clear Channel	
WDBE	1000	0.65 kw/0.017 kw	Simul. WDBF					Jupiter
WDBF	1420	5 kw/0.5 kw (DA-2)	Standards	CBS	\$ NA	--	WDBE/WJBW-F	Delray Beach
WJNA	1230	1 kw	Standards	ABC	\$ NA	Allied	James Crystal	
WJNO	1040	10 kw/1 kw (DA-2)	News/Talk	CBS	\$73.00	Allied	Clear Channel	Boynton Beach

FM Stations

WEAT	104.3	100 kw @ 1273	Soft AC		\$110.00	Katz	CBS/Infinity	
WIRK	107.9	100 kw @ 340	Country		\$115.00	Katz	CBS/Infinity	
WJBW	99.5	6 kw @ 308	Standards		\$25.00	Roslin	WDBE/WDBF	Jupiter
WKGR	98.7	100 kw @ 1380	Classic AOR		\$75.00	Clr Chnl	Clear Channel	Ft. Pierce
WLDI	95.5	100 kw @ 982	CHR	ABC, Westwd	\$39.00	Clr Chnl	Clear Channel	Ft. Pierce
WMBX	102.3	25 kw @ 328	Modern AC		\$ NA	Christal	CBS/Infinity	Jensen Beach
WOLL	105.5	19 kw @ 807	Oldies		\$38.00	Clr Chnl	Clear Channel	Hobe Sound
WPBZ	103.1	50 kw @ 482	AOR-New Rock		\$50.00	Christal	CBS/Infinity	Indiantown
WRLX	92.1	7 kw @ 499	Black Oldies		\$48.00	Allied	James Crystal	
WRMF	97.9	100 kw @ 1350	AC		\$135.00	Allied	James Crystal	
WWLV	94.3	1.4 kw @ 482	Jazz		\$ NA	Clr Chnl	Clear Channel	Riviera Beach

Notes: Other ranked stations -- See Miami-Fort Lauderdale . . . 10/99 WLVI (640; Royal Palm Beach) sold by Carl Auel to James Crystal for \$3,945,000

WICHITA

Arbitron Rank	89 Pop (12+)	426,800	Stations	22 / 21	Last Year's Revenue:	\$24,600,000
MSA Rank:		102	Diaries:	1,052 / 406:1 / 54.8%	Household Income:	\$44,909
MSA Pop:		497,000	Sample Target:	1,010	Total Retail Sales:	\$5.1 Bil.
DMA:		65	% Below Line:	0.5	#1 Biller:	KFDI-AF \$5,400,000
Average Persons Rating:		14.6	% Not Listed:	12.5	#1 Billing Portfolio	
Market TSL in Hours		19.50	Pop per Station:	20,324		AMFM \$10,300,000

12+ Metro	Format	Summer 99 1/4 Share	Spg 99	Win 99	Fail 98	Sum 98	4-Book Avg	12+ Metro Cume / Rtg.	Spg 99	Sum 98	12+ TSA AQH / Cume	Revenue Level
1	KZSN-F	C	69 / 11.1	7.6	6.9	8.1	8.4	8.4	761 / 17.8	18.1	20.9	E
2	KKRD-F	CHR	49 / 7.9	9.4	9.4	7.7	8.9	8.6	913 / 21.4	24.6	23.6	D
3	KFDI-F	C	48 / 7.7	11.5	8.2	8.6	7.1	9.0	737 / 17.3	26.5	20.3	G*
4	KRZZ-F	AOR/CL	40 / 6.4	5.6	6.0	4.9	6.3	5.7	599 / 14.0	14.7	15.8	D
5	KEYN-F	O	37 / 5.9	5.3	5.2	5.2	5.6	5.4	589 / 13.8	12.9	14.4	C
5	KICT-F	AOR	37 / 5.9	6.2	6.3	6.6	7.2	6.3	564 / 13.2	15.5	15.9	C
7	KDGS-F	B	33 / 5.3	5.8	5.3	5.2	5.7	5.4	475 / 11.1	11.7	9.9	B
7	KRBB-F	AC	33 / 5.3	6.4	7.1	5.8	6.8	6.1	558 / 13.1	14.3	14.2	D
9	KLLS-F	CL AOR	27 / 4.3	4.5	3.4	5.1	4.4	4.3	452 / 10.6	9.7	12.2	C
10	KFH	T	23 / 3.7	2.8	3.2	4.8	3.9	3.6	351 / 8.2	9.5	10.0	A
10	KFDI	C/FS	23 / 3.7	4.5	7.3	5.2	5.7	5.2	358 / 8.4	8.7	9.4	*
12	KOEZ-F	EZ	22 / 3.5	3.9	4.4	4.0	3.5	4.0	348 / 8.2	7.4	9.5	B
12	KTLI-F	REL-CC	22 / 3.5	3.1	3.4	4.0	3.5	3.5	341 / 8.0	7.8	8.6	B
14	KNSS	N/T	16 / 2.6	2.5	3.5	4.3	3.2	3.2	345 / 8.1	8.2	11.0	C
15	KQAM	SPRTS	15 / 2.4	1.1	1.5	1.7	0.9	1.7	166 / 3.9	2.5	3.4	A
16	KWSJ-F	J	14 / 2.2	2.8	3.2	2.6	2.1	2.7	234 / 5.5	7.6	5.8	A
17	KAYY-F	AC/CHR	11 / 1.8	1.6	1.9	0.9	1.2	1.5	232 / 5.4	6.0	5.0	A
18	KYQQ-F	C	10 / 1.6	2.0	2.1	2.6	2.9	2.1	280 / 6.6	6.2	8.0	B

12+ FM Share (Metro): 83.88% (458 of 546) (Summer 98: 82.59%)

Teens	18-34	18-49	25-49	25-54	35+	12+ AMD	12+ Mid	12+ PMD	12+ Eve	12+ Wknd
1	KKRD-F <	1 KZSN-F	1 KZSN-F >	1 KZSN-F >	1 KZSN-F >	1 KFDI-F <	1 KZSN-F	1 KZSN-F >	1 KZSN-F	1 KDGS-F
2	KDGS-F >>	2 KKRD-F	2 KRZZ-F	2 KRZZ-F	2 KRZZ-F	2 KZSN-F	2 KFDI-F <	2 KFDI-F	2 KKRD-F	2 KICT-F
3	KICT-F >	2 KICT-F <	3 KKRD-F	3 KKRD-F	3 KKRD-F <	3 KEYN-F	3 KRZZ-F <	3 KKRD-F <	3 KICT-F <	3 KZSN-F <
4	KZSN-F >	4 KRZZ-F	4 KICT-F	4 KICT-F	4 KEYN-F <	4 KRBB-F <	4 KKRD-F >	4 KEYN-F	4 KDGS-F <	4 KKRD-F
5		5 KDGS-F	5 KRBB-F <	4 KLLS-F	5 KFDI-F <	5 KFDI <	5 KRBB-F <	5 KRZZ-F <	5 KFDI-F	5 KRBB-F <
6		6 KLLS-F	6 KLLS-F	4 KRBB-F	6 KRBB-F <	6 KOEZ-F	6 KEYN-F <	6 KICT-F	6 KEYN-F	6 KRZZ-F
7		7 KRBB-F	7 KEYN-F <	7 KEYN-F	7 KICT-F	7 KRZZ-F	7 KFDI	6 KRBB-F	6 KRZZ-F <	7 KFDI-F
8		8 KTLI-F	7 KFDI-F <	7 KLLS-F	8 KKRD-F <	8 KLLS-F <	8 KNSS <	8 KFH <	8 KFH <	8 KEYN-F
9		9 KDGS-F	9 KTLI-F	9 KTLI-F	9 KFH	9 KFDI-F <	9 KLLS-F	9 KLLS-F	9 KRBB-F	9 KFH <
10		10 KFDI-F	9 KFH	9 KFH	9 KLLS-F	9 KLLS-F	10 KTLI-F	10 KLLS-F <	10 KOEZ-F <	9 KFDI
					9 KNSS		10 KFH <			

Wom 18-24	Wom 18-34	Wom 25-34	Wom 18-49	Wom 25-54	Men 18-24	Men 18-34	Men 25-34	Men 18-49	Men 25-54	12+ Ovrnite
1	KDGS-F	1 KZSN-F >	1 KZSN-F >>	1 KZSN-F	1 KZSN-F >	1 KICT-F >>	1 KICT-F	1 KRZZ-F	1 KRZZ-F	1 KRZZ-F
2	KKRD-F >	2 KKRD-F >	2 KKRD-F >	2 KKRD-F <	2 KRBB-F	2 KKRD-F	2 KRZZ-F >	2 KICT-F	2 KICT-F	2 KZSN-F
3	KZSN-F	3 KDGS-F	3 KTLI-F	3 KRBB-F >	3 KKRD-F <	2 KRZZ-F	3 KZSN-F >	3 KZSN-F	3 KZSN-F	3 KICT-F
4	KRBB-F >	4 KRBB-F	4 KRZZ-F	4 KEYN-F	4 KEYN-F >	4 KDGS-F	4 KLLS-F	4 KLLS-F	4 KLLS-F	4 KFDI-F <
5		5 KTLI-F >	4 KRBB-F	5 KDGS-F	5 KFDI-F	4 KLLS-F >	5 KKRD-F	4 KFDI-F	5 KFH <	5 KFH <
6		6 KFDI-F >	6 KTLI-F	6 KTLI-F	5 KTLI-F	6 KDGS-F	6 KDGS-F	6 KFDI-F	6 KFDI-F	6 KLLS-F <
7			7 KLLS-F	7 KLLS-F	7 KLLS-F	6 KFDI-F	6 KFH	6 KRBD-F <	7 KQAM <	6 KFDI-F
8						6 KFH >	8 KQAM	8 KEYN-F	8 KRBD-F	8 KRBD-F
9								9 KRBD-F		

Other Rated Stations			Metro Share	Cume Rating	TSA AQH Cume	Other Rated Stations--Outside Market			Metro Share	Cume Rating	TSA AQH Cume
KANR-F	N	92.7 Belle Plaine	0.5	2.8		KCVW-F	REL	94.3 Kingman	0.5	1.7	
KJRG	REL	950 Newton	1.0	2.0							
KSGI	REL	900 Wichita	0.8	2.2							

WICHITA

Consolidation Report	12+	25-54	Revenue
AMFM (Pend. to Clear Channel) KKRD-FM, KRBB-FM, KRZZ-FM, KZSN-FM	30.7 %	36.4 %	41.9 %
Entercom, pend. KEYN-FM, KFH-AM, KNSS-AM, KQAM-AM, KWSJ-FM	16.8 %	19.5 %	14.7 %
Journal Bcst Group, pend. KFDI-AM, KFDI-FM, KICT-FM, KLLS-FM, KOEZ-FM, KYQQ-FM	26.7 %	22.9 %	39.9 %
Local KAYY-FM, KDGS-FM	7.1 %	5.3 %	2.7 %
	81.3 %	84.1 %	99.2 %

AM Stations

Station	Freq	Power	Format	Service	Rate	Advertiser	Agency
KFDI	1070	10 kw/1 kw (DA-N)	Country/Full Svc.	ABC	\$45.00	Allied	Journal Bcst Gp
KFH	1330	5 kw (DA-N)	Talk	CBS, Westwd, ABC	\$<20.00	Katz	Entercom, pend.
KNSS	1240	1 kw	News/Talk	Westwd, CNN, ESPN	\$27.00	D&R	Entercom, pend.
KQAM	1480	5 kw/1 kw (DA-2)	Sports	1-on-1, ESPN, WW1	\$<20.00	Katz	Entercom, pend.

FM Stations

Station	Freq	Power	Format	Service	Rate	Advertiser	Agency	City
KAYY	98.7	50 kw @ 492	AC/CHR	ABC	\$ NA	Allied	KDGS-F	Clearwater
KDGS	93.9	25 kw @ 328	Black		\$ NA	Allied	KAYY-F	Andover
KEYN	103.7	100 kw @ 860	Oldies	ABC, Westwd, CBS	\$30.00	Eastman	Entercom, pend.	
KFDI	101.3	100 kw @ 1140	Country	ABC	\$58.00	Allied	Journal Bcst Gp	
KICT	95.1	100 kw @ 897	AOR	ABC	\$38.00	Allied	Journal Bcst Gp	
KKRD	107.3	100 kw @ 860	CHR		\$45.00	D&R	AMFM	
KLLS	104.5	46 kw @ 515	Classic Hits	Westwd	\$<20.00	---	Journal Bcst Gp	Augusta
KOEZ	92.3	100 kw @ 640	Soft AC	Westwd	\$24.00	---	Journal, pend.	Newton
KRBB	97.9	100 kw @ 993	AC		\$42.00	Christal	AMFM	
KRZZ	96.3	50 kw @ 492	AOR/Classic Rock		\$40.00	D&R	AMFM	Derby
KTLI	99.1	100 kw @ 515	Contemp. Christian		\$<20.00	---		El Dorado
KWSJ	105.3	100 kw @ 993	Jazz		\$ NA	Katz	Entercom, pend.	Hayesville
KYQQ	106.5	100 kw @ 1280	Country	ABC	\$20.00	---	Journal Bcst Gp	Arkansas City
KZSN	102.1	100 kw @ 1032	Country		\$60.00	Katz	AMFM	Hutchinson

Notes: * KFDI revenue included in KFDI-F revenue level . . . KAYY-F is LMA'd to Journal Broadcast Group . . . 10/99 AMFM and Clear Channel announced plans to merge . . . 11/99 KFH, KNSS, KQAM, KEYN-F and KWSJ-F sold by Henry Rivera, Trustee for Capstar, to Entercom for \$8,000,000 (Star) . . . 11/99 KOEZ-F sold to Journal Broadcast Group (price NA) (Bergner)

WILKES BARRE-SCRANTON

Arbitron Rank 64 Pop (12+) 632,600	Stations 40 / 30	Last Year's Revenue: \$25,800,000
MSA Rank: 84	Diaries: 1,269 / 499:1 / 56.0%	Household Income: \$37,285
MSA Pop: 615,000	Sample Target: 1,270	Total Retail Sales: \$7.1 Bil.
DMA: 51	% Below Line: 8.9	#1 Biller: WKRZ-FF \$5,700,000
Average Persons Rating: 16.9	% Not Listed: 15.4	#1 Billing Portfolio
Market TSL in Hours 22.75	Pop per Station: 21,087	Entercom, pend. \$9,950,000

12+ Metro	Format	Summer 99 1/4 Share	Spg 99	Win 99	Fall 98	Sum 98	4-Book Avg	12+ Metro Cume / Rtg.	Spg 99	Sum 98	12+ TSA AQH / Cume	Revenue Level
1	WKRZ-FF	CHR	131 / 12.3	11.9	12.2	11.0	11.8	11.9	2064 / 32.6	33.9	32.6	G WKRZ-FF
2	WEZX-F	CL AOR	88 / 8.2	6.3	6.6	7.9	7.2	7.3	933 / 14.8	14.8	13.9	D WEZX-F
3	WMGS-F	AC	85 / 8.0	9.2	8.2	8.9	6.8	8.6	1060 / 16.8	18.8	16.1	E WMGS-F
4	WGGY-FF	C	72 / 6.7	8.7	6.9	8.9	8.8	7.8	1084 / 17.1	16.7	21.1	E WGGY-FF
5	WXBE-FF	AOR	65 / 6.1	6.6	6.3	5.5	5.8	6.1	910 / 14.4	15.1	14.2	C WXBE-FF
6	WEJL-AA	ST	50 / 4.7	5.0	6.6	4.3	4.5	5.1	657 / 10.4	10.2	8.7	A WEJL-AA
6	WILK-AA	T	50 / 4.7	3.7	4.0	3.8	6.0	4.0	675 / 10.7	8.5	10.8	B WILK-AA
8	WBHT-F	CHR	46 / 4.3	4.6	4.0	3.7	5.4	4.1	1003 / 15.9	17.1	14.9	B WBHT-F
9	WQFM-F	O	41 / 3.8	3.2	4.0	3.1	3.4	3.5	632 / 10.0	8.9	9.1	B WQFM-F
10	WNAK	ST/FS	33 / 3.1	4.3	4.4	3.6	3.6	3.8	225 / 3.6	4.0	4.0	B WNAK
11	WZZO-F	AOR	24 / 2.2	1.4	1.9	1.3	1.5	1.7	273 / 4.3	3.1	3.2	WZZO-F
12	WARM-AA	FS	21 / 2.0	2.6	2.0	2.5	2.3	2.3	501 / 7.9	8.5	7.4	B WARM-AA
12	WCTD-FF	C	21 / 2.0	3.3	3.0	2.6	3.5	2.7	398 / 6.3	6.3	7.8	B WCTD-FF
12	WKAB-F	O	21 / 2.0	1.1	1.1	0.8	1.2	1.2	271 / 4.3	3.3	3.7	WKAB-F
12	WSBG-F	CHR	21 / 2.0	1.9	2.3	2.8	1.8	2.2	361 / 5.7	5.3	5.1	A WSBG-F
16	WLEV-F	AC	14 / 1.3	0.8		0.5	0.4		129 / 2.0	2.5	1.2	WLEV-F
17	WNNJ-F	CL HITS	12 / 1.1	0.5	0.7	0.8	0.6	0.8	157 / 2.5	1.7	2.0	WNNJ-F
17	WODE-F	O	12 / 1.1	1.8	1.4	1.0	1.2	1.3	249 / 3.9	5.6	4.9	WODE-F
19	WSHG-FF	SAC	11 / 1.0	1.5	1.9	2.3	2.0	1.7	321 / 5.1	6.3	6.1	A WSHG-FF
19	WVPO	ST	11 / 1.0	0.7	0.7	0.9	1.2	0.8	101 / 1.6	1.1	1.7	WVPO

12+ FM Share (Metro): 78.98% (714 of 904) (Summer 98: 77.73%)

Teens	18-34	18-49	25-49	25-54	35+	12+ AMD	12+ Mid	12+ PMD	12+ Eve	12+ Wknd
1 WKRZ-FF	1 WKRZ-FF >	1 WKRZ-FF	1 WEZX-F <	1 WKRZ-FF	1 WKRZ-FF <	1 WKRZ-FF	1 WKRZ-FF >	1 WKRZ-FF >	1 WKRZ-FF >	1 WKRZ-FF >
2 WBHT-F >>	2 WEZX-F	2 WEZX-F >	2 WKRZ-FF	2 WEZX-F	2 WMGS-F	2 WMGS-F	2 WMGS-F <	2 WEZX-F <	2 WEZX-F	2 WEZX-F
3 WXBE-FF >	2 WXBE-FF	3 WMGS-F	3 WMGS-F	3 WILK-AA <	3 WILK-AA <	3 WEZX-F <	3 WEZX-F	3 WMGS-F	2 WGGY-FF <	3 WGGY-FF
	4 WMGS-F	3 WXBE-FF	4 WXBE-FF	4 WXBE-FF <	4 WGGY-FF	4 WXBE-FF	4 WGGY-FF	4 WGGY-FF	4 WEJL-AA	4 WMGS-F <
	5 WGGY-FF	5 WGGY-FF >	5 WGGY-FF >	5 WGGY-FF >	4 WEJL-AA <	5 WGGY-FF	5 WILK-AA	5 WBHT-F <	5 WXBE-FF <	5 WEJL-AA <
	6 WBHT-F	6 WBHT-F >	6 WZZO-F <	6 WZZO-F	6 WEZX-F	6 WILK-AA <	6 WXBE-FF	6 WXBE-FF	6 WMGS-F <	6 WXBE-FF <
		7 WZZO-F	7 WBHT-F	6 WQFM-F <	7 WQFM-F <	7 WEJL-AA >	7 WILK-AA	7 WILK-AA	7 WBHT-F >	7 WBHT-F
				8 WBHT-F	8 WNAK >	8 WQFM-F <	8 WBHT-F <	8 WQFM-F	8 WQFM-F	8 WNAK
				9 WSBG-F		9 WARM-AA	9 WQFM-F >	9 WEJL-AA <	9 WSBG-F <	9 WQFM-F
						10 WBHT-F		10 WNAK	10 WKAB-F	10 WILK-AA

Wom 18-24	Wom 18-34	Wom 25-34	Wom 18-49	Wom 25-54	Men 18-24	Men 18-34	Men 25-34	Men 18-49	Men 25-54	12+ Ovrnite
1 WKRZ-FF >>	1 WKRZ-FF	1 WMGS-F <	1 WKRZ-FF >	1 WKRZ-FF	1 WKRZ-FF	1 WEZX-F	1 WEZX-F	1 WEZX-F >	1 WEZX-F >	1 WGGY-FF
2 WGGY-FF	2 WMGS-F >	2 WKRZ-FF >>	2 WMGS-F	2 WMGS-F >	1 WXBE-FF <	1 WXBE-FF <	2 WXBE-FF <	2 WKRZ-FF <	2 WKRZ-FF	2 WILK-AA
3 WBHT-F	3 WGGY-FF	3 WSBG-F	3 WGGY-FF	3 WGGY-FF	3 WEZX-F >>	3 WKRZ-FF >>	3 WKRZ-FF >	3 WXBE-FF >>	3 WXBE-FF	3 WKRZ-FF >
4 WXBE-FF	4 WBHT-F	3 WEZX-F	4 WEZX-F >	4 WEZX-F >	4 WBHT-F	4 WZZO-F	4 WZZO-F >>	4 WZZO-F	4 WMGS-F	4 WXBE-FF
5 WMGS-F >	4 WXBE-FF	5 WGGY-FF	5 WXBE-FF <	5 WSBG-F	4 WGGY-FF >	5 WBHT-F	5 WNNJ-F	4 WMGS-F	5 WZZO-F	5 WBHT-F
	6 WEZX-F >	6 WXBE-FF	6 WBHT-F	5 WXBE-FF		5 WGGY-FF	5 WMGS-F	6 WGGY-FF <	6 WGGY-FF	
			7 WSBG-F	7 WQFM-F				7 WBHT-F	7 WBHT-F <	
				8 WBHT-F				8 WQFM-F	8 WQFM-F	

Other Rated Stations				Metro Share	Cume Rating	TSA AQH Cume	Other Rated Stations--Outside Market				Metro Share	Cume Rating	TSA AQH Cume
WHCY-F	C	106.3	Blairstown, NJ	0.6	1.5		WABC	T	770	New York	0.6	1.8	
WHLM-F	AC/CHR	106.5	Bloomsburg	0.7	3.4		WCTO-F	C	96.1	Easton, PA	0.6	1.8	
WICK	O	1400	Scranton	0.8	3.0		WILQ-F	C	105.1	Williamsport, PA	0.8	2.1	
WJMW	ST	550	Bloomsburg	0.8	1.2		WKSJ-F	AC	102.7	Williamsport, PA	0.4	1.3	
WWDL-F	SAC	104.9	Scranton	0.8	3.0		WUSL-F	B	98.9	Philadelphia	0.4	0.9	
							WVYU-F	C	107.1	Belvidere, NJ	0.5	2.0	

WILKES BARRE-SCRANTON

Consolidation Report	12+	25-54	Revenue
Citadel WARM-AA, WAZL-AM, WBHT-FM, WCTD-FF, WEMR-AM, WEMR-FM, WKQV-AM, WMGS-FM, WXBE-FF	22.4 %	24.6 %	27.8 %
Entercom, pend. WGGY-FF, WILK-AA, WILT-AM, WKRZ-FF, WSHG-FF	24.7 %	24.5 %	38.6 %
Local WICK-AM, WWDL-FM, WYCK-AM	1.7 %	1.6 %	%
Shamrock WEJL-AA, WEZX-FM, WQFM-FM	16.7 %	18.0 %	14.3 %
	65.5 %	68.7 %	80.7 %

AM Stations

Call	Freq	Power	Service	Ad	Agency	Owner	City
WARM	590	5 kw (DA-2)	Full Service	CNN	\$30.00	Mc-Guild	Citadel
WBAX	1240	1 kw	Simul. WEJL				Wilkes Barre
WEJL	630	0.5 kw/0.032 kw	Standards/Full Svc.	ABC, Westwd	\$<20.00	Eastman	Scranton
WGBI	910	1 kw/0.5 kw	Simul. WILK				Scranton
WILK	980	5 kw/1 kw (DA-N)	Talk/News	ABC	\$27.00	D&R	Entercom, pend.
WKJN	1440	5 kw/0.037 kw	Simul. WARM				Carbondale
WNAK	730	1 kw/0.012 kw	Standards/Full Svc.	Westwd	\$24.00	Lotus	Nanticoke
WVPO	840	0.25 kw (Days)	Standards	CNN, Westwd		Market 4	WSBG-F

FM Stations

Call	Freq	Power	Service	Ad	Agency	Owner	City
WBHT	97.1	0.5 kw @ 1102	CHR	\$27.00	Eastman	Citadel	Mountaintop
WCTD	93.7	1.5 kw @ 697	Country	\$<20.00	Mc-Guild	Citadel	Dallas
WCTP	94.3	1.1 kw @ 771	Simul. WCTD-F				Carbondale
WEZX	106.9	1.45 kw @ 617	Classic AOR	ABC, Westwd	\$44.00	Allied	Shamrock
WGGI	95.9	6 kw @ 328	Simul. WGGY-F				Benton
WGGY	101.3	7 kw @ 1110	Country	\$59.00	Katz	Entercom, pend.	
WKAB	103.5	4.1 kw @ 387	Oldies	Jones	\$ NA	Mc-Guild	Berwick
WKRF	107.9	0.84 kw @ 876	Simul. WKRZ-F				Tobyhanna
WKRZ	98.5	8.7 kw @ 1172	CHR	\$100.00	D&R	Entercom, pend.	
WMGS	92.9	5.3 kw @ 1383	AC	\$60.00	Eastman	Citadel	
WQFM	92.1	0.76 kw @ 663	Oldies	\$<20.00	Allied	Shamrock	Nanticoke
WSBG	93.5	0.55 kw @ 764	CHR	AP	\$<20.00	Market 4	Multicultural
WSHG	102.3	3 kw @ 72	Soft AC	Jones	\$<20.00	D&R	Entercom, pend.
WWFH	103.1	1.4 kw @ 679	Simul. WSHG-F				Pittston
WXAR	95.7	0.3 kw @ 1010	Simul. WXBE-F				Freeland
WXBE	97.9	26 kw @ 672	AOR	Westwd	\$26.00	Mc-Guild	Citadel

Notes: Other ranked stations -- See Allentown-Bethlehem or in the Spring 1999 American Radio Small Market edition, Sussex, NJ

YORK

Arbitron Rank 103 **Pop (12+):** 387,700
MSA Rank: 134
MSA Pop: 376,000
DMA: 46 (w/Harris., Lanc.)
Average Persons Rating: 15.5
Market TSL in Hours 20.50

Stations 38 / 10
Diaries: 1,393/ 278:1/ 58.8%
Sample Target: 1,380
% Below Line: 48.1
% Not Listed: 11.8
Pop per Station: 38,770

Last Year's Revenue: \$17,200,000
Household Income: \$46,064
Total Retail Sales: \$4.3 Bil.
#1 Biller: WARM-F \$5,400,000
#1 Billing Portfolio
 Susquehanna \$8,500,000

12+ Metro	Format	Summer 99 1/4 Share	Spg 99	Win 99	Fall 98	Sum 98	4-Book Avg	12+ Metro Cume / Rtg.	Spg 99	Sum 98	12+ TSA AQH / Cume	Revenue Level
1	WSOX-F	51 / 8.5	8.4	7.9	7.7	2.6	8.1	693 / 17.9	17.2	4.9	A	WSOX-F
2	WARM-F	47 / 7.8	8.6	9.0	10.4	10.4	9.0	695 / 17.9	18.1	20.6	G	WARM-F
3	WYCR-F	43 / 7.2	7.9	8.5	8.4	7.1	8.0	855 / 22.0	22.8	22.2	C	WYCR-F
3	WGTY-F	43 / 7.2	8.1	6.9	8.6	7.7	7.7	584 / 14.5	15.5	15.9	E	WGTY-F
5	WQXA-F	42 / 7.0	6.6	6.0	5.5	7.4	6.3	649 / 16.7	16.0	17.0	C	WQXA-F
6	WTPA-F	25 / 4.2	4.0	2.5	3.2	3.1	3.5	446 / 11.5	11.1	10.0		WTPA-F
7	WRKZ-F	24 / 4.0	5.8	5.8	6.2	5.5	5.5	431 / 11.1	13.8	12.1		WRKZ-F
8	WROZ-F	22 / 3.7	3.6	2.8	3.8	5.1	3.5	426 / 11.0	9.6	13.8		WROZ-F
8	WRVV-F	22 / 3.7	2.7	2.5	2.6	1.9	2.9	352 / 9.1	8.4	6.4		WRVV-F
10	WSBA	20 / 3.3	2.6	4.6	4.3	4.2	3.7	383 / 9.9	9.8	12.7	E	WSBA
11	WWMD-F	18 / 3.0	2.3	2.5	3.2	2.6	2.8	221 / 5.7	5.5	5.7		WWMD-F
12	WLAN-F	16 / 2.7	3.4	2.4	2.4	2.6	2.7	412 / 10.6	11.6	11.3		WLAN-F
12	WHP	16 / 2.7	3.2	2.8	1.7	2.9	2.6	259 / 6.7	8.0	7.4		WHP
12	WEGK-F	16 / 2.7	3.4	2.4	2.9	2.4	2.8	392 / 10.1	10.8	10.6	C	WEGK-F
15	WHVR	14 / 2.3	1.1	1.3	0.9	1.3	1.4	126 / 3.3	2.9	3.6		WHVR
16	WIYY-F	12 / 2.0	1.8	1.3	1.2	1.6	1.6	163 / 4.2	4.6	3.5		WIYY-F
17	WDAC-F	10 / 1.7	1.0	2.4	2.4	2.4	1.9	180 / 4.7	3.1	6.1		WDAC-F
17	WNNK-F	10 / 1.7	1.3	2.4	1.7	1.1	1.8	255 / 6.6	5.6	5.5		WNNK-F
19	WRBT-F	9 / 1.5	1.3	1.3	1.0	1.3	1.3	165 / 4.2	3.6	3.8		WRBT-F
20	WWKL-F	7 / 1.2	1.0	1.4	0.9	2.7	1.1	153 / 3.9	4.8	7.1		WWKL-F
21	WPOC-F	6 / 1.0	0.8	0.8	1.5	1.0	1.0	126 / 3.2	2.4	2.9		WPOC-F

12+ FM Share (Metro): 88.09% (466 of 529) (Summer 98: 84.24%)

Teens	18-34	18-49	25-49	25-54	35+	12+ AMD	12+ Mid	12+ PMD	12+ Eve	12+ Wknd
1 WYCR-F >>>	1 WQXA-F	1 WQXA-F	1 WQXA-F	1 WSOX-F	1 WSOX-F <	1 WQXA-F <	1 WARM-F	1 WSOX-F <	1 WYCR-F <	1 WSOX-F
2 WQXA-F >	2 WYCR-F >	2 WYCR-F <	2 WSOX-F <	2 WARM-F <	2 WARM-F <	2 WARM-F <	2 WSOX-F <	2 WARM-F <	2 WQXA-F <	2 WGTY-F <
3 WLAN-F >	3 WTPA-F >	3 WSOX-F <	3 WARM-F	3 WQXA-F	3 WGTY-F >	3 WSOX-F	3 WGTY-F <	3 WGTY-F <	3 WSOX-F	3 WYCR-F >
	4 WGTY-F	4 WARM-F	4 WGTY-F	4 WGTY-F	4 WSBA	4 WGTY-F	4 WYCR-F	4 WYCR-F	4 WRKZ-F	4 WRKZ-F
	5 WIYY-F	5 WGTY-F	5 WYCR-F	5 WYCR-F	4 WWMD-F <	4 WYCR-F	5 WQXA-F	5 WQXA-F	5 WGTY-F <	4 WARM-F
	5 WRKZ-F	5 WTPA-F	5 WTPA-F	5 WTPA-F	6 WROZ-F <	6 WSBA	6 WSBA <	6 WTPA-F <	6 WWMD-F <	6 WWMD-F
	5 WRVV-F	7 WRVV-F	7 WRVV-F	7 WRVV-F <	7 WRKZ-F <	6 WTPA-F	7 WRVV-F	7 WRKZ-F <	7 WROZ-F	6 WQXA-F
	8 WLAN-F	8 WRKZ-F	8 WRKZ-F <	8 WRKZ-F <	8 WHP <	8 WRVV-F <	7 WTPA-F <	8 WRVV-F <	8 WRVV-F	8 WTPA-F <
	9 WEGK-F	9 WROZ-F <	9 WROZ-F <	9 WROZ-F	9 WYCR-F <	9 WROZ-F <	9 WHP	9 WROZ-F	8 WEGK-F	9 WEGK-F <
	9 WARM-F	10 WEGK-F	10 WEGK-F	10 WEGK-F	10 WQXA-F	10 WRKZ-F	10 WROZ-F	10 WROZ-F	8 WARM-F <	10 WROZ-F
	9 WSOX-F				10 WHVR <		10 WRKZ-F <			

Wom 18-24	Wom 18-34	Wom 25-34	Wom 18-49	Wom 25-54	Men 18-24	Men 18-34	Men 25-34	Men 18-49	Men 25-54	12+ Ovrnite
1 WYCR-F >>>	1 WYCR-F >	1 WYCR-F >	1 WARM-F	1 WARM-F	1 WYCR-F	1 WQXA-F >	1 WQXA-F	1 WQXA-F >	1 WQXA-F	1 WQXA-F
2 WLAN-F	2 WRKZ-F	2 WRKZ-F	1 WYCR-F	2 WSOX-F >	1 WYCR-F >	2 WTPA-F >	2 WTPA-F >	2 WTPA-F >	2 WSOX-F	2 WTPA-F
2 WGTY-F	2 WQXA-F	2 WARM-F	3 WSOX-F <	3 WYCR-F	3 WTPA-F >	3 WIYY-F	3 WIYY-F	3 WSOX-F	3 WTPA-F >	3 WEGK-F
2 WTPA-F	4 WARM-F	2 WQXA-F	4 WGTY-F <	3 WGTY-F	4 WIYY-F	4 WYCR-F	4 WGTY-F	4 WGTY-F	4 WGTY-F <	3 WYCR-F
2 WRVV-F	4 WGTY-F	5 WRVV-F	5 WRKZ-F	5 WROZ-F	4 WEGK-F	5 WGTY-F	5 WRVV-F >	4 WYCR-F <	5 WRVV-F	
2 WROZ-F	4 WRVV-F	5 WLAN-F	6 WQXA-F	6 WRKZ-F	4 WRBT-F >>	6 WEGK-F	6 WEGK-F	6 WIYY-F	5 WARM-F	
2 WRKZ-F >>	4 WLAN-F >	5 WGTY-F >	6 WROZ-F	7 WQXA-F		7 WSOX-F	6 WSOX-F	6 WEGK-F	7 WIYY-F	
			6 WRVV-F	7 WRVV-F		7 WRVV-F	6 WERQ-F >>	6 WRVV-F	7 WEGK-F	
			9 WLAN-F	9 WLAN-F		7 WRBT-F >		9 WARM-F >	9 WYCR-F	
								10 WRKZ-F		

YORK

Other Rated Stations				Metro Share	Cume Rating	TSA AQH Cume
WGET	T	1320	Gettysburg	0.3	1.7	
WOYK	SPRTS	1350	York	0.3	1.4	
WQXA	C/O	1250	York	0.7	2.0	

Consolidation Report	12+	25-54	Revenue
Citadel WQXA-AM, WQXA-FM, WRKZ-FM	11.7 %	13.0 %	11.2 %
Hall (semi-duop) WEGK-FM, WROZ-FM	6.4 %	7.6 %	7.6 %
	18.1 %	20.6 %	18.8 %

Other Rated Stations--Outside Market				Metro Share	Cume Rating	TSA AQH Cume
WBAL	N/T	1090	Baltimore	0.8	3.5	
WERQ-F	B/CHR	92.3	Baltimore	0.5	1.8	
WFRE-F	C	99.9	Frederick, MD	0.8	2.4	
WGRX-F	C	100.7	Westminster, MD	0.8	3.2	
WHFS-F	AOR-NR	99.1	Annapolis, MD	0.5	1.6	
WIOV-F	C	105.1	Ephrata	0.7	3.6	
WLIF-F	SAC	101.9	Baltimore	0.8	1.5	
WNCE-F	EZ/ST	92.1	Palmyra	0.3	1.4	
WOCT-F	CL AOR	104.3	Baltimore	0.7	2.2	
WQSR-F	O	105.7	Catonsville, MD	0.8	1.9	
WWKL	O	146.0	Harrisburg	0.0	0.2	
WWWX-F	AC/CHR	106.5	Baltimore	0.5	1.9	
WXCY-F	C	103.7	Havre de Grace, MD	0.3	1.0	
WXYV-F	CHR	102.7	Baltimore	0.3	1.4	

AM Stations

WHVR	1280	5 kw/0.5 kw (DA-2)	Standards	Westwd	\$13.00	D&R	WYCR-F	Hanover
WSBA	910	5 kw/1 kw (DA-2)	Full Service	1-On-1	\$52.00	Eastman	Susquehanna	

FM Stations

WARM	103.3	6.4 kw @ 1305	AC	\$105.00	Eastman	Susquehanna		
WEGK	92.7	1.4 kw @ 699	Classic AOR	Source	\$28.00	D&R	Hall	Starview
WGTY	107.7	16 kw @ 850	Country	Westwd	\$58.00	Eastman	WGET	Gettysburg
WQXA	105.7	25 kw @ 705	AOR	\$27.00	Mc-Guild	Citadel		
WSOX	96.1	50 kw @ 500	Oldies		Mc-Guild	Moffitt	Red Lion	
WYCR	98.5	10.5 kw @ 928	CHR	\$40.00	Allied	WHVR	Hanover	

Notes: Other ranked stations -- See Harrisburg in this volume, Lancaster in the Spring 1999 American Radio or Hagerstown-Waynesboro-Chambersburg in the Spring 1999 Small Market edition . . . Although WQXA-F now claims Harrisburg as its home market, we estimate that most of its 1998 revenue came from York -- thus, we leave it home to York . . . WSOX-F is LMA'd to Brill (WIOV-F Ephrata)

FORMAT CODES

AC - Adult Contemporary	J - Jazz and New Adult Contemporary
AC-NR - Modern AC	KIDS - Children's
AOR - Album Oriented Rock	N - News
AOR-NR - New Rock	O - Oldies (50's & 60's)
AOR-P - Progressive AOR	REL - Religion, Christian
B - Black (audience 75%+ Black)	REL-CC - Contemporary Christian
B/AC - Black Adult Contemporary	SAC - Soft Adult Contemporary
B/G - Black Gospel	SP - Hispanic/Spanish
B/O - Black Oldies	SP-C - Hispanic Contemporary
BIZ - Business News & Talk	SP-NT - Hispanic News/Talk/Information
C - Country	SP-R - Hispanic-Regional
C/O - Classic Country	SP-TP - Hispanic-Tropical
CHR - Contemporary Hit Radio, Top 40	SP-VA - Hispanic Variety
CL - Classical	SP-TJ - Tejano
CL AOR - Classic AOR, Classic Rock	SPRTS - Sports
CL HITS - Classic Hits/70's Oldies	ST - Standards, Big Band, Nostalgia
E - Ethnic (usually Foreign Lang.)	T - Talk
EZ - Easy Listening, Beautiful Music	U - Urban (majority of audience is non-white)
FS - Full Service	VA - Variety
G - Gospel	? - Others or Unknown

REVENUE LEVEL CODES

A - Less than \$500,000	E - \$3,000,000 to \$3,999,999	I - \$10,000,000 to \$14,999,999
B - \$500,000 to \$999,999	F - \$4,000,000 to \$4,999,999	J - \$15,000,000 to \$19,999,999
C - \$1,000,000 to \$1,999,999	G - \$5,000,000 to \$6,999,999	K - \$20,000,000 to \$29,999,999
D - \$2,000,000 to \$2,999,999	H - \$7,000,000 to \$9,999,999	L - \$30,000,000+

RADIO PUBLICATIONS FROM DUNCAN'S AMERICAN RADIO



DUNCAN'S RADIO MARKET GUIDE

\$335.00

This is our flagship publication. Since 1984, **DUNCAN'S RADIO MARKET GUIDE** has been the standard reference for radio station buyers, sellers, lenders and brokers. **DUNCAN'S RADIO MARKET GUIDE** examines the economic conditions of more than 170 radio markets. Here's just some of the information you'll find in it:

- Market radio revenue histories and projections covering a ten-year period (five years back; five years forward).
- Radio revenue projections calculated on three separate bases for greater reliability: historical (past performance), population growth (revenue per capita) and retail sales growth.
- Revenue estimates for more than 1,600 individual radio stations, plus viable operating entities (standalones, combos, duopolies and super-duopolies).
- Revenue estimates for competing media – television, newspaper, outdoor and cable TV.
- Radio station sales for each market during the past five years.
- Jim Duncan's comments about each market, as well as a 10-point mathematical grading of each market – a Duncan's **exclusive**.
- Population and retail sales histories and projections.
- Revenue-per-share point and revenue-per-AQH figures for each market.

And much, **much** more. Published every April – 400+ pages.

AMERICAN RADIO

Since 1976, **AMERICAN RADIO** has been the radio industry's most complete and timely source book for radio ratings and programming information. Published quarterly (plus an annual "Small Market" edition), **AMERICAN RADIO** is published within a month after issuance of the Arbitron market reports. Each report includes more than 30 ratings tables for each market, and after the Spring edition, our National Rankings report details nationwide format and station performances (it's free to anyone who receives the Spring report, but also is available separately). **AMERICAN RADIO** is considered the "bible" of the radio industry and is required reading for everyone involved with radio.

Issue	Release Date	# of Markets	Price
Spring Report	September	171	\$97.00
National Rankings Summary (if ordered alone)	October	171	25.00
Spring Small Market Report	September	99	55.00
Summer Report	November	94	55.00
Fall Report	March	171	97.00
Fall Small Market Report	March	99	55.00
Winter Report	June	94	55.00

AUDIENCE-TO-REVENUE CONVERSION/FORMAT PERFORMANCE ANALYSIS \$95.00

This annual report provides two important analyses. First, it examines the relationship between a station's audience share and its share of revenue (Conversion ratio, sometimes called "power" ratio). Over **1200 stations** are listed, with all the following given for each:

- Call letters, market and format
- Revenue and revenue share
- Revenue rank, 12+ and 25-54
- Conversion (or "power") ratio

Additionally, national means are provided for formats by market size

The second part of this book analyzes the audiences of more than **1500 stations**, with the following provided for each:

- Time Spent Listening
- Turnover Ratio
- % 12-24, % 25-54, % 55+
- Highest cume-sharing station
- % Male, % Female
- % Exclusive Cume
- % of listening at home

Finally, this report offers a comprehensive analysis of the concentration of both audience and revenue shares for all Arbitron-rated markets (262). Published annually.

Next page has more publications

MORE RADIO PUBLICATIONS FROM DUNCAN'S AMERICAN RADIO



THE FACILITIES OF AMERICAN RADIO – FM STATIONS, TOP 100 MARKETS \$335.00

A total update of J.T. Anderton's 1989 classic "FM Map Book." City-grade and 1-millivolt contour maps for more than 1300 stations are provided, including over 250 new stations and 500 facility changes since the first edition. It also offers complete listings of station power, antenna height above average terrain, tower coordinates and height above ground, and our exclusive description of transmitter locations by address or physical siting, all gathered during exhaustive research of FCC technical files. It features new, custom-designed base maps for easy readability. **The original and only publication of its kind**; a must-have for station buyers, lenders and brokers; rep, network and group executives and radio consultants.

DUNCAN RADIO PROFILER (CD-ROM)

CALL FOR PRICE

Everything we do, now on your computer! The Duncan data you've relied upon for years – in an easy-to-use, computer-based format. Radio Profiler details more than 13,300 radio stations, every Arbitron-rated radio markets (featuring the latest ratings data) and 100 top radio groups. In an instant, you are able to review the stations, markets and groups that matter most in radio. Call us at 513.731-1800 for full details.

DUNCAN'S SUBSCRIPTION PACKAGES

Depending upon which subscription package you choose, you can save from 10 to 18 percent off the cost of ordering each book individually.

DUNCAN'S SUBSCRIPTION PACKAGE #1

A subscription to all four of the large market American Radio reports for \$275. The books cost \$304 if purchased one-by-one. You save 10% by subscribing.

DUNCAN'S SUBSCRIPTION PACKAGE #2

A subscription to all four large market reports, plus both our Small Market editions that cover the condensed markets, for \$375. All six reports individually are \$414, but if you opt for the six-report subscription package, you save 10%.

DUNCAN'S SUBSCRIPTION PACKAGE #3

A subscription to all four large market American Radio reports plus our flagship publication, Duncan's Radio Market Guide, plus our Revenue Conversion Ratio/Format Performance Report for \$625. Purchased one-by-one, the price is \$734; \$304 for the quarterly reports, \$335 for the Market Guide and \$95 for the Conversion Ratio/Format report. The package saves you 15%.

DUNCAN'S SUBSCRIPTION PACKAGE #4

A subscription to all six American Radio reports, the Market Guide and the Conversion Ratio/Format Performance Report for \$695. Purchased separately, the books are \$844. You save 18% with this package.

Next page has an order form

DUNCAN'S AMERICAN RADIO ORDER FORM

P.O. Box 8446 • Cincinnati, OH 45208-0446 • 513.731-1800 • Fax: 513.731-1835 • www.duncanradio.com

Company Name: _____

Contact Name/Title: _____

Shipping Address: _____

City: _____ State: _____

Postal Code: _____ Country: _____

- Type of business:**
- Broker
 - Consultant
 - Equipment Manufacturer; Supplier; Engineer
 - Group
 - Law Firm
 - Lender; Analyst
 - Marketing; Research
 - Network; Syndicator
 - Press
 - School
 - Station
 - Other _____

Billing Address (if different):

City: _____ State: _____ Postal Code: _____ Country: _____

Phone Number: _____

Fax Number: _____

E-mail address: _____

Company Web Site: _____

1999-2000 PRODUCT LIST	PRICE	QUANTITY	TOTAL
Duncan's Radio Market Guide	\$335.00	_____	_____
American Radio Spring Ratings Report	\$97.00	_____	_____
American Radio Small Market Reports (Fall & Spring), ea.	\$55.00	_____	_____
National Rankings (if ordered alone)	\$25.00	_____	_____
American Radio Summer Ratings Report	\$55.00	_____	_____
American Radio Fall Ratings Report	\$97.00	_____	_____
American Radio Winter Ratings Report	\$55.00	_____	_____
Audience-to-Revenue Conversion/ Format Performance Analysis	\$95.00	_____	_____
The Facilities of American Radio	\$335.00	_____	_____
Radio Profiler CD-Rom (Specify IBM or Mac)			
Full-year subscription (minimum, four releases in 12-months)	\$1,500.00	_____	_____
Single-release trial	\$475.00	_____	_____
Subscription Package 1 (All four large market quarterly reports)	\$275.00	_____	_____
Subscription Package 2 (Package 1 plus both Small Market reports)	\$375.00	_____	_____
Subscription Package 3 (Package 1 plus Market Guide & Revenue Conversion Study)	\$625.00	_____	_____
Subscription Package 4 (Package 3 plus Small Market reports)	\$675.00	_____	_____

Shipping and Handling: \$7.50 for Second Day; \$15.00 for Next Morning;
 \$25.00 for Saturday Delivery _____

TOTAL ORDER AMOUNT _____

- *Multi-Copy Orders and for books not on this list contact Duncan's for pricing and availability.*
- *Shipping and Handling is waived on all Subscription Packages and pre-paid orders.*


























PAYMENT OPTIONS

1. Check or Money Order enclosed *Shipping and Handling fees will be waived if payment is enclosed* _____
2. Charge my credit card _____
 VISA _____ MasterCard _____ Card # _____
 Exp. Date: _____ Name on Card _____
3. Please send an invoice _____


PURCHASE ORDER NUMBER (if applicable) _____

Deutsche Banc Alex. Brown

Superior performance sends a clear signal

 <p>\$132 million Initial Public Offering Lead Manager September 1999</p>	 <p>\$56 billion Merger with Clear Channel Communications, Inc. Financial Advisor Pending</p>	 <p>\$300 million 6.25% Convertible Notes due 2009 \$426 million 2.25% Convertible Notes due 2009 Senior Co-Manager September 1999</p>	 <p>\$4.7 billion Sale to Chancellor Media Corporation Financial Advisor July 1999</p>	 <p>\$930 million Acquisition of Whiteco Outdoor Advertising Financial Advisor December 1998</p>
 <p>\$115 million 9.25% Senior Subordinated Notes due 2008 Co-Manager November 1998</p>	 <p>\$1.5 billion Follow-on Offering Joint Book Manager May 1999</p>	 <p>\$809 million Follow-on Offering Joint Book Manager December 1998</p>	 <p>\$760 million Acquisition of More Group plc Financial Advisor June 1998</p>	 <p>\$265 million Follow-on Offering Co-Manager October 1999</p>
 <p>\$144 million 6.25% Series A Cumulative Convertible Preferred Stock Co-Manager October 1999</p>	 <p>\$315 million Follow-on Offering Co-Lead Manager October 1999</p>	 <p>\$125 million 6.25% Convertible Preferred Securities Term Income Deferrable Equity Securities Co-Manager October 1999</p>	 <p>\$307 million Initial Public Offering Co-Manager January 1999</p>	 <p>\$3.2 billion Initial Public Offering Co-Manager December 1998</p>
 <p>\$288 million 5.25% Convertible Notes Co-Lead Manager August 1999</p>	 <p>\$213 million Follow-on Offering Lead Manager June 1998</p>	 <p>\$8.5 billion Sale to Infinity Broadcasting Corporation Financial Advisor Pending</p>	 <p>\$308 million Initial Public Offering Lead Manager February 1999</p>	 <p>\$275 million Follow-on Offering Lead Manager July 1999</p>
 <p>\$172 million Initial Public Offering Co-Manager May 1999</p>	 <p>\$217 million Initial Public Offering Joint Book Manager June 1999</p>	 <p>\$91 million Initial Public Offering Co-Manager June 1999</p>	 <p>\$825 million Sale of 46 of its radio stations to ENTERCOM Communications Corp. Financial Advisor Pending</p>	 <p>Undisclosed Private Placement Sole Agent December 1998</p>

Performance is



leading to results™

Deutsche Bank

