


AMERICAN RADIO

Small Market Ratings Report
Spring 1999

Available NOW
Duncan data on CD-ROM
Duncan Radio Profiler
See back cover



DUNCAN'S AMERICAN RADIO



AMERICAN RADIO

SMALL MARKET RATINGS REPORT SPRING 1999

Arbitron Rating Period: 1 April - 23 June 1999

Compiled and Edited by:

Thom Moon

DUNCAN'S AMERICAN RADIO, L.L.C.
P.O. Box 8446
Cincinnati, OH 45208-0446

513.731-1800 (Office)
513.731-1835 (Fax)

October, 1999

Volume XXIV Number 2
ISSN 0738-8675



INTRODUCTION

We are pleased to present the Spring 1999 edition of the **AMERICAN RADIO SMALL MARKET RATINGS REPORT**. This book complements **AMERICAN RADIO** by providing expanded coverage of nearly 100 smaller U.S. radio markets.

Arbitron's Condensed reports differ greatly from their Standard market reports. Much of the data available in the standard report is not available in the condensed. However, we provide as much data as the condensed report offers. The data for each station is read from left to right across the page. The methodology is the same as in any **AMERICAN RADIO**

We strongly urge you (especially new subscribers/clients) to read carefully the definition pages that immediately precede the individual market reports. They will help you understand all the information given in the Individual Market Reports. However, if you have any questions, please feel free to call Thom Moon. We figure that our time and our call back to you are part of the subscription price. Also, we always enjoy talking about **AMERICAN RADIO**. Thom Moon can be reached at the following address:

Duncan's American Radio, L.L.C.
P.O. Box 8446
Cincinnati, OH 45208-0446
513.731-1800 (Duncan's American Radio general offices)
E-mail: jduncan@duncanradio.com
tmoon@duncanradio.com

ALL ARBITRON AUDIENCE ESTIMATES ARE COPYRIGHTED ©1998 BY THE ARBITRON COMPANY AND MAY NOT BE QUOTED OR REPRODUCED WITHOUT THE PRIOR PERMISSION OF ARBITRON.

Subscribers may quote **AMERICAN RADIO** for sales and advertising purposes. However, you must be an Arbitron subscriber if any of their data is involved. Secondly, we must be notified. We always give permission, but we like to make certain our work is properly quoted. The phrase "American Radio by Duncan's American Radio" must always be cited.

This book may not be reproduced in whole or part by mimeograph or any other means without permission.

Printed in the United States of America.

Copyright ©1999 by Duncan's American Radio, L.L.C.

Every effort has been made to make this book accurate as possible. However, we are responsible for errors only to the extent subscribers will be notified if such action is justified. If your copy is defective in any way, call the Cincinnati office and we will promptly mail you another copy.

Release of the Arbitron market reports began 20 July and ended 20 August. Compilation of this edition was completed 30 September 1999. Any corrections made by Arbitron to earlier published reports are included if they were received before 30 September 1999.

Audience data in all **AMERICAN RADIO** reports is extracted by our proprietary computer software from Arbitron's "r-sale" data. Due to Arbitron's method of rounding its audience estimates, there may be minor (and usually insignificant) differences between what is found in a given Arbitron market report and what is found in this volume. Our software, however, follows Arbitron's published rounding procedures to the letter. The software was developed by our Software Thaumaturge (one who causes apparent miracles to occur), Dave Allen.

Thank you for your continued support of our efforts.

DUNCAN'S AMERICAN RADIO

James H. Duncan, Jr.

J.T. Anderton

Nancy Nally

Thom Moon

Sherry Roberts

TABLE OF CONTENTS

Section 1: Leading Stations in Arbitron Condensed Markets (page 3)

Section 2: Definitions, Clarifications and Explanations (pages 4-6)

Section 3: Individual Market Reports – for the following in alphabetical order:

Ablene, TX	Fort Walton Beach, FL	Owensboro, KY
Albany, GA	Frederick, MD	Palm Springs, CA
Alexandria, LA	Grand Forks, ND-MN	Panama City, FL
Amarillo, TX	Grand Junction, CO	Parkersburg-Marietta, WV-OH
Augusta-Waterville, ME	Great Falls, MT	Poughkeepsie, NY
Bangor, ME	Hagerstown-Chambersburg- Waynesboro, MD-PA	Rapid City, SD
Battle Creek, MI	Harrisonburg, VA	Reading, PA
Beaumont-Port Arthur, TX	Ithaca, NY	Redding, CA
Beckley, WV	Jackson, TN	Saint Cloud, MN
Billings, MT		San Angelo, TX
Biloxi-Gulfport-Pascagoula, MS	Joplin, MO	San Luis Obispo, CA
Bismarck, ND	Killeen-Temple, TX	Santa Barbara, CA
Blacksburg-Christiansburg, VA	Lake Charles, LA	Santa Fe, NM
Bluefield, WV	Laredo, TX	Santa Maria-Lompoc, CA
Brunswick, GA	Laurel-Hattiesburg, MS	Sioux City, IA
Bryan-College Station, TX	Lawton, OK	Springfield, IL
Burlington, VT	Lewiston-Auburn, ME	Stamford-Norwalk, CT
Cape Cod, MA	Lima, OH	State College, PA
Casper, WY	Marion-Carbondale (Southern IL)	Sussex, NJ
Champaign, IL	Medford-Ashland, OR	Texarkana, TX-AR
Charlottesville, VA	Merced, CA	Trenton, NJ
Cheyenne, WY	Meridian, MS	Tri-Cities, WA (Richland- Kennewick-Pasco)
Chico, CA	Monroe, LA	Tupelo, MS
Columbia, MO	Morgantown-Clarksburg- Fairmont, WV	Tuscaloosa, AL
Cookeville, TN	Morristown, NJ	Tyler-Longview, TX
Danbury, CT	Muskegon, MI	Waco, TX
Decatur, IL	Myrtle Beach, SC	Waterbury, CT
Dothan, AL	New Bedford-Fall River, MA	Watertown, NY
Dubuque, IA	New London, CT	Wausau-Stevens Point, WI
Eau Claire, WI		
Elmira-Corning, NY	Newburgh-Middletown (Mid- Hudson Valley), NY	Wichita Falls, TX
Fayetteville (NW Arkansas)	Northwest Michigan (Traverse City-Petoskey-Charlevoix)	Williamsport, PA
Florence, SC	Odessa-Midland, TX	Winchester, VA
Fort Collins-Greeley, CO		Yakima, WA
Fort Smith, AR		

LEADING STATIONS IN ARBITRON CONDENSED MARKETS

FALL 1998

	STATION	MARKET	SHARE	FORMAT	GROUP OWNER
1	KAAK-F	Great Falls, MT	28.9	AC	Fisher/Sunbrook
2	WFRY-F	Watertown, NY	25.7	Country	Forever
3	KLUR-F	Wichita Falls, TX	24.5	Country	Cumulus
4	WILQ-F	Williamsport, PA	23.6	Country	SabreCom
5	KEAN-F	Abilene, TX	22.7	Country	Sunburst
6	KKYR-F	Texarkana, TX-AR	22.6	Country	AMFM
7	WUSQ-F	Winchester, VA	22.1	Country	AMFM
8	WGSQ-F	Cookville, TN	21.6	Country	Clear Channel
9	KIXQ-F	Joplin, MO	21.3	Country	Zimmer
9	KLAW-F	Lawton, OK	21.3	Country	AMFM
11	WKSB-F	Williamsport, PA	21.0	AC	Clear Channel
12	KJBZ-F	Laredo, TX	20.9	Tejano	
13	WJLS-F	Beckley, WV	20.5	Country	
13	KSUX-F	Sioux City, IA	20.5	Country	Powell
15	KYKZ-F	Lake Charles, LA	20.3	Country	Cumulus
16	KIXY-F	San Angelo, TX	20.1	CHR	
17	KBCE-F	Alexandria, LA	19.9	Black	
17	WBKR-F	Owensboro, KY	19.9	Country	Brill
19	WJIZ-F	Albany, GA	19.8	Black	Peterson
19	WYXL-F	Ithaca, NY	19.8	AC	
21	WFKX-F	Jackson, TN	19.7	Black	
22	WCIR-F	Beckley, WV	18.2	CHR	
22	WAXX-F	Eau Claire, WI	18.2	Country	
24	WKKW-F	Morgantown-Clarksburg, WV	18.0	Country	
25	WMUS-F	Muskegon, MI	17.9	Country	Connoisseur
26	WPSK-F	Blacksburg-Christiansburg, VA	17.2	Country	
26	WFRE-F	Frederick, MD	17.2	Country	AMFM
28	KGLI-F	Sioux City, IA	17.1	CHR	
29	WHKX-F	Bluefield, WV	16.9	CHR	Adventure
29	KMGZ-F	Lawton, OK	16.9	CHR	

Source: Respective market Arbitrons, 12+ metro average persons shares, Mon-Sun, 6 AM-Midnight

DEFINITIONS, CLARIFICATIONS AND EXPLANATIONS

Individual Market Reports

Even long-term subscribers should review these pages carefully. We have made numerous changes and additions to the **American Radio Small Market Ratings Report**. Your understanding of the Individual Market Reports will be far greater if you are familiar with the systems and methodologies used.

The best way to explain an Individual Market Report is to go through it section by section. We'll use Abilene, TX from Spring 1999 as an example, starting at the top left of the report:

Arbitron Rank: 227 **Pop (12+):** 124,500
Market TSL in Hours: 23.25
Average Persons Ratings: 17.3

The Arbitron rank is based on the 12+ population of the Arbitron metro survey area. The rank number (227 in this case) is Abilene's ranking among the 270 Arbitron radio markets.

Market TSL (Time Spent Listening) is the time the average radio listener spent with any and all radio over the entire week. In this case, the average listener spent 23.25 hours listening to radio over the survey week (Mon-Sun, 6 AM-Midnight).

The Average Persons Rating indicates the percentage of the metro 12+ population which is using any and all radio in an average quarter-hour anytime during the survey week. The Average Persons Rating is roughly comparable to television's Persons Viewing Television (PVT) figure.

Now we'll move to the top center column of information.

Stations: 14 / 13
Diaries 437/ 285:1/49.6%
Sample Target: 370

There are 14 stations listed in the Abilene Arbitron market report. Of those 14, 13 are home to the Arbitron metro survey area – listed "above the line." Thus, one station listed is licensed to a city outside the metro, but still accumulated enough listening within the Abilene metro to rate inclusion in the market report. Please be aware, however, that a station may appear above the line by virtue of its chosen home city of identification rather than by its FCC authorized city of license.

The information contained in "Diaries" is a bit complex but is all quite important. It gives you a thumbnail sketch of Arbitron's success in sending out and retrieving diaries in the market.

437 – the number of usable (in-tab) diaries returned by respondents in the metro survey area (In general, the higher the number, the better.)

285:1 – an approximate "persons per diary" value: in the metro, the average diary represents 285 persons 12+ (generally, the lower the number, the better)

49.6% – this is "return rate": total usable (in-tab) diaries expressed as a percentage of the total individuals who were sent a diary (again, higher is better). This number represents total diaries from the metro and does not necessarily indicate return from any individual sex/age group. It is not a percentage of total people contacted, but rather, a percentage of the total number of diaries sent out.

Sample Target is the number of usable (in-tab) diaries Arbitron designates for the market – its goal for return. Over the past few years, Arbitron has raised its market sample targets by at least 15% (and, in some cases, by as much as 40%) in response to broadcasters' concerns over unstable results.

Next, we'll move to the top right column:

% Below Line: 1.8
% Not Listed: 17.6
Total Retail Sales: \$1.39 Bil.

The "% Below Line" figure indicates the percentage of total radio listening accumulated by "below the line" stations – stations not home to the market. This figure, along with the next, "% Not Listed", indicates how much listening in the market is not available to the local commercial stations. This may affect CPM's as well as the effectiveness and salability of local radio. "% Not Listed" reflects listening to stations that did not qualify for listing: distant stations, marginal local stations and public/non-commercial stations.

However, the "% Below Line" figures does not include the listening to stations home to the market which were placed "below the line" for violating one of Arbitron's policies on "special station activities" (which include on-air mentions of the radio ratings, or any other acknowledgment that the market's radio listening is being surveyed). The audience estimates of such stations are still considered as home to the market, although, in accordance with Arbitron policy, we will note local stations that have been placed "below the line."

Total Retail Sales is the estimate for the market – in this case, \$1.39 Billion. The data are based on *Sales & Marketing Management's Survey of Buying Power*, and is dated 1 January, 1999.

The next section is the trended 12+ information:

12+ Metro	Format	Spring 99 % Share	Fall 98	Spg 98	Fall 97	Spg 97	12+ Metro Cume /Rtg.	Fall 98	Spg 98	12+ TSA AQH / Cume		
1	KEAN-F	C	49 / 22.7	23.9	28.0	20.4	24.9	484 / 38.9	39.1	41.5	62 / 689	KEAN-F

All the figures in this section are based upon the survey week (Mon-Sun, 6 AM-12 Mid). All quarter-hour and cume audience figures are in hundreds (00); ratings and shares are always percentages.

First is the station's 12+ survey week ranking, based on its average quarter-hour persons figure. Next to the station's calls is a format code. The legend is as follows:

AC	- Adult Contemporary	J	- Jazz and New Adult Contemporary
AC-NR	- Modern AC	N	- News
AOR	- Album Oriented Rock	O	- Oldies
AOR-NR	- New Rock	REL	- Religion, Christian
AOR-P	- Progressive AOR	REL-CC	- Contemporary Christian
B	- Black (audience is 75%+ Black)	SAC	- Soft Adult Contemporary
B/AC	- Black Adult Contemporary (Soft Black)	SP	- Hispanic/Spanish
B/O	- Black Oldies	SP-C	- Hispanic Contemporary
BIZ	- Business News/Talk	SP-NT	- Hispanic News/Talk/Information
C	- Country	SP-R	- Hispanic-Regional
C/O	- Classic Country	SP-TP	- Hispanic-Tropical
CHR	- Contemporary Hit Radio, Top 40, Contemporary	SP-VA	- Hispanic Variety
CL	- Classical	SP-TJ	- Tejano
CL AOR	- Classic AOR, Classic Rock	SPRTS	- Sports
CL HITS	- Classic Hits/70's Oldies	ST	- Standards, Big Band, Nostalgia
E	- Ethnic (usually Foreign Language)	T	- Talk
EZ	- Easy Listening, Beautiful Music	U	- Urban (majority of audience is non-white)
FS	- Full Service	VA	- Variety
G	- Gospel	?	- Others or Unknown

These codes may be joined to best represent a station's individual format. The code that comes first is the one that represents the station's primary programming: FS/C is a Full Service station that also plays some Country music.

Within the numbers, reading from left to right, KEAN-F has 49(00) listeners per average quarter hour in the metro. This gives it a 22.7 share of audience during the latest survey period. Historical shares follow.

Next is the metro cume (cumulative) audience, followed by the station's cume rating (cume audience expressed as a percentage of 12+ population). KEAN-F has 484(00) cume listeners 12+, which gives it a 38.9 cume rating. The historical cume ratings accompany the current rate. Finally, we have added Total Survey Area (TSA) average quarter-hour (AQH) and cume persons. In some cases, a market may not have a TSA; if that's the case, figures in the TSA columns will match those for the metro survey area.

After the stations listing, there's a line by itself:

12 + FM Share (Metro): 92.13% (164 of 178) (Fall 97: 95.38%)

These figures show how much of the market's listening to listed stations was to FM stations. They are calculated by adding up the Mon-Sun, 6 AM-12 Mid quarter-hour audience estimates for all listed stations and dividing into it the total quarter-hour audience estimates for all listed FM stations. There is, of course, listening to stations which do not qualify for a listing in the Arbitron report. However, by definition, this amount is small, and should not significantly affect the percentage.

Next are the 11 demographic and daypart rankings. We are not allowed to print actual audience data, per our agreement with Arbitron. The number of stations listed depends on the size of the market. All of these rankings are based on metro area average quarter-hour persons audience shares:

18-34:	Adults 18-34, Mon-Sun, 6 AM-12 Mid
18-49:	Adults 18-49, Mon-Sun, 6 AM-12 Mid
25-54:	Adults 25-54, Mon-Sun, 6 AM-12 Mid
35+:	Adults 35+, Mon-Sun, 6 AM-12 Mid
Men 25-54:	Men 25-54, Mon-Sun, 6 AM-12 Mid
Wom 25-54:	Women 25-54, Mon-Sun, 6 AM-12 Mid
12+ AMD:	Total persons 12+, Mon-Fri, 6-10 AM
12+ Mid:	Total persons 12+, Mon-Fri, 10 AM-3 PM
12+ PMD:	Total persons 12+, Mon-Fri, 3-7 PM
12+ Eve:	Total persons 12+, Mon-Fri, 7 PM-12 Mid
12+ Wknd:	Total persons 12+, Sat-Sun, 6 AM-12 Mid

If a station's call letters are followed by a > symbol, there is a very large difference between that station and the station that follows it in the rankings. A >> means there is a very great difference between the marked station and the next ranked station - around 10 shares or the marked station has twice as much audience as the next one. In some cases, a >>> means a huge difference: 15 shares or triple the audience of the next station. Conversely, the < symbol indicates the marked station has a very small lead over the next-ranked station -10% or less.

A few stations from inside and outside the metro that have relatively small average quarter-hour audiences are found under "Other Rated Stations." For them, we show only their call letters/band identifier, format, frequency, city of license, metro 12+ total week share and metro 12+ cume rating.

The last two sections provide an update on station facilities and happenings in the market. For example, here are sample listings:

KMPC	1560	0.5 kw (DA, Days)	Standards	Jones	—	Sunburst
KBCY	99.7	100 kw @ 744	Country	ABC	Eastman	Cumulus Tye

The facilities data (power, directionality, antenna height) are taken from the FCC technical files. In this case, the AM, KMPC operates on 1560 with 0.5 kw (500 watts), Daytime only, with a directional antenna. Abbreviations you may find accompanying AM stations' power information are:

DA, Days	Directional daytime-only operation
DA-N	Directional antenna at night only (non-directional days)
DA-1	Same directional pattern day and night
DA-2	Different directional patterns day and night
DA-D	Fulltimer that's directional only during the day (very uncommon)

The station programs (adult) Standards.

Next comes the station's network affiliation if it has one:

ABC	ABC (includes former SMN)	Source	Westwood One Source
AMFM	AM/FM Network	SRN	Salem Radio Network
AP	Associated Press Radio	Talknt, Tlknt	Westwood One Talknet Radio
AURN	American Urban Radio	TARN	Talk America Radio Network
BNN	Business News Network	UBN	United Broadcasting Network
Cara	Cadena Caracol Network	Unica	Radio Unica Network
CBS	CBS	UPI	United Press International Radio
CNN	Westwood One CNN+	USA	USA Radio
JRN	Jones Radio Networks	Westwd, WW1	Westwood One
SBUSA	Sports Byline USA	1-on-1, 1/1	One-on-One Sports Radio

Following network affiliation are the station's national sales representative firm (if any), the station's group ownership or co-owned stations in the market (if any) and its city of license if that town is somewhat removed from the population core of the metro.

In the case of the FM, KBCY here, the only differences occur in the facilities section. For an FM, we present the station's licensed effective radiated power (ERP) and antenna height above average terrain. For instance, KBCY is licensed to operate at 100 kw ERP at a height of 744 feet above average terrain.

The final section is "Notes," in which we attempt to provide a thumbnail sketch of significant changes in the radio market, including:

Call letter changes – both old and new of stations which have changed their identity since the last issue of **American Radio**, with a date of change, if available.

Major format changes – with indication of their old and new place within our format categories.

Station sales – proposed sales in each market, with price and broker, where possible. In some cases, the price has been estimated by Jim Duncan. Please understand these sales may not necessarily be completed.

Miscellaneous comments – relevant comments and observations which come to mind as we prepare the book.

We hope you find this Small Market edition of **American Radio** interesting and useful. Let us know what you think and any improvements you'd like to see.

ABILENE, TX

Arbitron Rank: 227 Pop (12+): 124,500
 Market TSL in Hours: 23.25
 Average Persons Rating: 17.3

Stations: 14 / 13
 Diaries: 437/285:1/49.6%
 Sample Target: 370

% Below Line: 1.8
 % Not Listed: 17.6
 Total Retail Sales: \$1.39 Bil.

12+ Metro	Format	Spring 99 1/4 Share	Fall 98	Spg 98	Fall 97	Spg 97	12+ Metro Cume / Rtg	Fall 98	Spg 98	12+ TSA AQH / Cume	
1 KEAN-F	C	49 / 22.7	23.9	28.0	20.4	24.9	484 / 38.9	39.1	41.5	63 / 686	KEAN-F
2 KCDD-F	CHR	34 / 15.7	12.5	14.5	11.5	15.2	406 / 32.6	30.5	34.1	48 / 570	KCDD-F
3 KULL-F	O	21 / 9.7	8.7	8.2			216 / 17.4	18.3	17.5	23 / 248	KULL-F
4 KEYJ-F	AOR	19 / 8.8	7.1	8.2	8.9	14.7	173 / 13.9	14.7	17.3	22 / 213	KEYJ-F
5 KORQ-F	AC	12 / 5.5	6.0	4.8	4.7	6.1	167 / 13.4	14.1	13.6	15 / 253	KORQ-F
6 KHXS-F	CL AOR	8 / 3.7	6.5	2.9	9.4	3.0	145 / 11.6	14.5	9.1	16 / 249	KHXS-F
8 KBCY-F	C	8 / 3.7	3.3	5.3	5.8	5.1	168 / 13.5	11.7	16.2	13 / 262	KBCY-F
6 KKHR-F	SP-TJ	7 / 3.2	2.7	3.9	4.2	2.0	65 / 5.2	8.0	8.0	11 / 81	KKHR-F

12+ FM Share (Metro): 92.13% (164 of 178) (Spring 98: 95.38%)

18-34	18-49	25-54	35+	Wom 25-54	Men 25-54	12+ AMD	12+ Mid	12+ PMD	12+ Eve	12+ Wknd
1 KEAN-F	1 KEAN-F	1 KEAN-F >	1 KEAN-F >	1 KEAN-F	1 KEAN-F >	1 KEAN-F >>>	1 KEAN-F >	1 KEAN-F >	1 KCDD-F	1 KCDD-F <
2 KCDD-F	2 KCDD-F >	2 KCDD-F >	2 KULL-F >	2 KCDD-F >>	2 KULL-F	2 KCDD-F	2 KCDD-F	2 KCDD-F	2 KEAN-F >	2 KEAN-F >>
3 KEYJ-F >	3 KEYJ-F >	3 KULL-F >	3 KCDD-F >>	3 KULL-F	2 KEYJ-F >	3 KULL-F	3 KULL-F	3 KULL-F	3 KEYJ-F	3 KEYJ-F <
4 KORQ-F >	4 KULL-F	4 KEYJ-F		4 KORQ-F	4 KKHR-F	4 KEYJ-F >	4 KEYJ-F >	4 KEYJ-F >	4 KORQ-F >	4 KULL-F >
	5 KORQ-F	5 KORQ-F		5 KHXS-F >	4 KCDD-F	5 KORQ-F	5 KORQ-F	5 KORQ-F	5 KULL-F	5 KORQ-F
		5 KHXS-F						6 KBCY-F <		6 KHXS-F

Other Rated Stations	Metro Share	Cume Rating	TSA AQH Cume
KFQX-F AC 106.3 Abilene	1.4	8.2	3 105
KGMM SPRTS 1280 Abilene	0.9	2.9	2 36
KMPC ST 1560 Abilene	1.4	2.6	4 36
KOES-F C/O 106.9 Stamford	1.4	2.8	6 76
KWKC T 1340 Abilene	2.3	5.4	5 75

Other Rated Stations—Outside Market	Metro Share	Cume Rating	TSA AQH Cume
WBAP FS/T 820 Fort Worth	1.8	5.4	8 152

FM Stations

Station	Freq	Power	Genre	Advertiser	Agency	Buyer
KBCY	99.7	100 kw @ 744	Country	ABC	Eastman	Cumulus Tye
KCDD	103.7	98 kw @ 984	CHR		Katz	Cumulus Hamlin
KEAN	105.1	100 kw @ 810	Country	ABC	Allied	Sunburst
KEYJ	107.9	100 kw @ 670	AOR		Allied	Sunburst
KHXS	102.7	66 kw @ 1148	Classic AOR		Katz	Cumulus Merkel
KKHR	98.1	50 kw @ 292	Tejano	SRN	Katz	Equicom Anson
KORQ	100.7	100 kw @ 1279	AC	Westwd	Allied	Sunburst
KULL	92.5	44 kw @ 525	Oldies		Mc-Guild	Sunburst

Notes: 2/99 KYD changed calls to KWKC; remains Talk

ALBANY, GA

Arbitron Rank: 248 Pop (12+): 95,400	Stations: 14 / 13	% Below Line: 1.5
Market TSL in Hours: 18.75	Diaries: 322/296:1/50.5%	% Not Listed: 13.0
Average Persons Rating: 13.7	Sample Target: 300	Total Retail Sales: \$1.16 Bil.

12+ Metro	Format	Spring 99		Fall 98	Spg 98	Fall 97	Spg 97	12+ Metro Cume / Rtg	Fall 98	Spg 98	12+ TSA		
		1/4	Share								AQH / Cume	AQH / Cume	
1	WJIZ-F	B	26 / 19.8	17.9	23.4	28.6	30.3	313 / 32.8	34.2	37.7	69 / 954		WJIZ-F
2	WRXZ-F	B	14 / 10.7	14.4	11.0		1.5	235 / 24.6	25.0	15.9	19 / 351		WRXZ-F
3	WJAD-F	CL AOR	12 / 9.1	10.3	8.3	5.6	9.1	127 / 13.3	19.1	16.5	15 / 260		WJAD-F
4	WJYZ	B/G	11 / 8.4	8.9	7.6	7.2	8.3	134 / 14.0	17.2	16.3	15 / 200		WJYZ
5	WKAK-F	C	10 / 7.6	6.2	6.9	11.1	7.6	142 / 14.9	18.1	19.0	18 / 327		WKAK-F
6	WQVE-F	B/AC	8 / 6.1	10.3	8.9	10.3	11.4	128 / 13.4	17.9	19.9	14 / 238		WQVE-F
6	WOBB-F	C	8 / 6.1	4.8	8.3	7.2	4.5	133 / 14.0	14.9	18.7	51 / 818		WOBB-F
8	WEGC-F	O	7 / 5.3	2.7	3.4	4.0	3.0	100 / 10.5	10.7	8.2	8 / 148		WEGC-F

12+ FM Share (Metro): 83.33% (95 of 114) (Spring 98: 89.63%)

18-34	18-49	25-54	35+	Wom 25-54	Men 25-54	12+ AMD	12+ Mid	12+ PMD	12+ Eve	12+ Wknd
1 WJIZ-F >>>	1 WJIZ-F >>	1 WJIZ-F >	1 WJYZ >	1 WJIZ-F >	1 WJIZ-F >	1 WJIZ-F	1 WJIZ-F >>	1 WJIZ-F >	1 WJIZ-F >	1 WJIZ-F
2 WRXZ-F	2 WJAD-F	2 WJAD-F	2 WKAK-F	2 WQVE-F	2 WJAD-F >	2 WJYZ	2 WJAD-F	2 WRXZ-F	2 WRXZ-F >>	2 WRXZ-F
3 WJAD-F >>>	3 WRXZ-F >	3 WEGC-F	2 WJIZ-F	2 WJYZ	3 WRXZ-F >	3 WJAD-F	3 WRXZ-F	3 WKAK-F	3 WEGC-F	2 WJYZ >
	4 WOBB-F	4 WQVE-F	4 WOBB-F	2 WEGC-F		4 WQVE-F <	3 WKAK-F <	3 WJAD-F >	4 WJAD-F	4 WQVE-F
	4 WKAK-F	4 WKAK-F	4 WEGC-F	5 WJAD-F >		5 WOBB-F	5 WOBB-F <	5 WOBB-F		4 WJAD-F
	4 WEGC-F		6 WQVE-F			5 WKAK-F	6 WALG <	6 WQVE-F		4 WJAD-F
							7 WJYZ	6 WEGC-F		6 WKAK-F

Other Rated Stations				Metro Share	Cume Rating	TSA AQH Cume	Other Rated Stations--Outside Market				Metro Share	Cume Rating	TSA AQH Cume
WALG	T	1590	Albany	3.8	6.5	8 85	WDEC-F	CHR/AC	94.7	Americus	1.5	5.1	6 175
WGPC	ST	1450	Albany	2.3	5.4	3 55							
WMGR-F	CHR	97.3	Bainbridge	3.0	12.3	25 531							
WNUQ-F	CHR/B	101.7	Albany	2.3	10.3	6 152							
WZIQ-F	REL	106.5	Smithville	0.8	3.2	2 82							

AM Stations

WJYZ	960	5 kw/0.39 kw (DA-1)	Black Gospel	CBS, ABC, Westwd	Mc-Guild	Peterson
------	-----	---------------------	--------------	------------------	----------	----------

FM Stations

WEGC	107.7	11.5 kw @ 312	Oldies	JRN, ABC	---	Cumulus	Sasser
WJAD	103.5	12.4 kw @ 462	Classic AOR	Westwd	---	Cumulus	Leesburg
WJIZ	96.3	100 kw @ 470	Black	ABC	Mc-Guild	Peterson	
WKAK	104.5	100 kw @ 981	Country	ABC	Katz	Cumulus	
WNUQ	101.7	3 kw @ 300	Dance CHR	ABC	Katz	Cumulus	
WOBB	100.3	100 kw @ 1004	Country	Westwd	Regional	Peterson	Tifton
WQVE	105.5	6 kw @ 300	Black AC	ABC	Regional	Cumulus, pend.	Camilla
WRXZ	106.1	6 kw @ 328	Black	CNN, ABC	Regional	WFFM-F	Sylvester

Notes: 2/99 The WKAK-F format & calls moved from 101.7 to 104.5 (ex-WGPC-F); the 101.7 changed to Dance CHR (CHR/B) as WNUQ-F ("Q-101.7") ... 7/99 WQVE-F sold to Cumulus for \$675,000

ALEXANDRIA, LA

Arbitron Rank: 202	Pop (12+): 151,100	Stations: 21 / 15	% Below Line: 5.2
Market TSL in Hours: 22.75		Diaries: 555/272:1/43.5%	% Not Listed: 13.9
Average Persons Rating: 16.7		Sample Target: 550	Total Retail Sales: \$1.54 Bil.

12+ Metro	Format	Spring 99 1/4 Share	Fall 98	Spg 98	Fall 97	Spg 97	12+ Metro Cume / Rtg	Fall 98	Spg 98	12+ TSA AQH / Cume		
1	KBCE-F	B	50 / 19.9	18.2	17.5	16.8	14.9	382 / 25.3	22.5	22.9	57 / 482	KBCE-F
2	KZMZ-F	AOR	24 / 9.5	4.0	7.2	7.5	6.7	233 / 15.4	12.4	15.4	43 / 562	KZMZ-F
2	KRRV-F	C	24 / 9.5	12.4	13.4	13.3	14.4	410 / 27.1	26.8	29.3	31 / 623	KRRV-F
4	KLAA-F	C	21 / 8.3	8.0	5.8	8.0	5.1	242 / 16.0	16.3	15.2	25 / 342	KLAA-F
5	KQID-F	CHR	16 / 6.4	8.9	9.4	11.1	7.7	293 / 19.4	20.8	22.5	36 / 669	KQID-F
5	KLBG	B/G	16 / 6.4	5.8	4.5	4.4	4.6	157 / 10.4	10.7	7.5	21 / 222	KLBG
7	KKST-F	AC	11 / 4.4	5.8	6.3	6.2	6.7	183 / 12.1	14.4	15.8	14 / 206	KKST-F
8	KEZP-F	O	9 / 3.6	4.0	5.4	5.8	5.1	152 / 10.1	11.2	15.4	9 / 152	KEZP-F
9	KAPB-F	C	8 / 3.2	3.1	4.5	2.7	3.1	117 / 7.7	7.6	6.7	8 / 117	KAPB-F
10	KLIL-F	O	7 / 2.8	3.1	3.1	1.3	5.6	114 / 7.6	8.6	6.4	7 / 114	KLIL-F
10	KHFX-F	CL HITS	7 / 2.8	3.1				112 / 7.4	6.1		7 / 131	KHFX-F

12+ FM Share (Metro): 88.94% (193 of 217) (Spring 98: 90.72%)

18-34	18-49	25-54	35+	Wom 25-54	Men 25-54	12+ AMD	12+ Mid	12+ PMD	12+ Eve	12+ Wknd
1 KBCE-F	1 KBCE-F	1 KBCE-F	1 KBCE-F	1 KBCE-F >	1 KZMZ-F	1 KBCE-F	1 KBCE-F	1 KBCE-F >>	1 KBCE-F >>>	1 KBCE-F >>
2 KZMZ-F >>	2 KZMZ-F >	2 KZMZ-F	2 KRRV-F	2 KRRV-F	2 KBCE-F	2 KRRV-F	2 KRRV-F <	2 KZMZ-F <	2 KZMZ-F	2 KRRV-F
3 KQID-F	3 KRRV-F <	3 KLAA-F	2 KLAA-F	3 KKST-F	3 KLAA-F >>	2 KZMZ-F	3 KLAA-F <	3 KRRV-F	3 KQID-F	3 KLAA-F <
4 KRRV-F	4 KLAA-F	4 KRRV-F >	4 KLBG >	3 KLAA-F	4 KRRV-F	4 KLBG	4 KZMZ-F >	3 KLAA-F	4 KLAA-F	4 KLBG <
5 KKST-F	5 KQID-F	5 KKST-F	5 KZMZ-F	3 KLBG	5 KEZP-F	5 KLAA-F	5 KKST-F <	5 KQID-F >	5 KRRV-F	5 KZMZ-F
	6 KKST-F >	6 KLBG	6 KEZP-F	6 KQID-F	5 KHFX-F	6 KQID-F	6 KLBG <	6 KLBG	6 KLBG	6 KQID-F >
				6 KZMZ-F >>		7 KKST-F	7 KQID-F	6 KEZP-F	6 KEZP-F	

Other Rated Stations				Metro Share	Cume Rating	TSA AQH Cume	Other Rated Stations--Outside Market				Metro Share	Cume Rating	TSA AQH Cume
KDBS	N/T	1410	Alexandria	0.8	1.9	3 45	KRRQ-F	B	95.5	Lafayette	2.0	4.8	9 150
KFAD-F	AC	93.9	Alexandria	1.2	3.6	3 63	KSMB-F	CHR	94.5	Lafayette	1.2	3.5	10 146
KSYL	T	970	Alexandria	1.6	3.0	4 61	WDGL-F	CL HITS	98.1	Baton Rouge	0.4	3.8	2 73
KWDF	G	840	Ball	0.8	1.4	2 22	WLSS-F	CHR	102.5	Baton Rouge	0.4	1.4	2 32
							WXCT-F	C	100.7	Baton Rouge	0.4	2.2	2 56
							WYNK-F	C	101.5	Baton Rouge	0.8	2.6	3 89

AM Stations

KLBG	580	5 kw/1 kw (DA-N)	Black Gospel	Williams
------	-----	------------------	--------------	----------

FM Stations

KAPB	97.7	3 kw @ 328	Country	Westwd	---	Marksville
KBCE	102.3	21 kw @ 289	Black	AURN, ABC	D&R	Boyce
KEZP	104.3	25 kw @ 328	Oldies	Westwd	---	Bunkie
KHFX	105.5	1.5 kw @ 328	Classic Hits		KLAA-F	Ball
KKST	98.7	35 kw @ 1053	AC	ABC	Sentry AMFM	Oakdale
KLAA	103.5	50 kw @ 476	Country		Mc-Guild KHFX-F	Tioga
KLIL	92.1	6 kw @ 300	Oldies	Westwd	---	Moreauville
KQID	93.1	100 kw @ 1521	CHR/AC		Mc-Guild KSYL	
KRRV	100.3	98 kw @ 1053	Country	ABC	Sentry AMFM	
KZMZ	96.9	100 kw @ 1450	Classic AOR	ABC	Sentry AMFM	

Notes: 7/99 KLBG (plus KALO, Beaumont-Port Arthur, TX) sold for \$900,000

AMARILLO, TX

Arbitron Rank: 188 Pop (12+): 173,800	Stations: 20 / 20	% Below Line: 0.0
Market TSL in Hours: 22.75	Diaries: 575/302:1/51.0%	% Not Listed: 11.4
Average Persons Rating: 16.7	Sample Target: 560	Total Retail Sales: \$2.1 Bil.

12+ Metro	Format	Spring 99		Fall 98	Spg 98	Fall 97	Spg 97	12+ Metro Cume / Rtg	Fall 98	Spg 98	12+ TSA		
		1/4	Share								AQH	Cume	
1	KNSY-F	CHR	32 / 11.1	7.3	2.5	2.6	4.5	419 / 24.1	15.7	10.3	41 / 553	KNSY-F	
2	KMML-F	C	25 / 8.6	9.4	5.6	6.3	6.0	334 / 19.2	18.7	17.2	32 / 454	KMML-F	
2	KGNC	N/T	25 / 8.6	8.9	9.1	7.1	10.1	278 / 16.0	18.5	16.8	40 / 501	KGNC	
4	KGNC-F	C	23 / 7.9	12.2	13.3	11.9	11.9	383 / 22.0	23.9	25.8	37 / 679	KGNC-F	
5	KQIZ-F	CHR	22 / 7.6	8.1	11.6	11.6	10.1	423 / 24.3	19.5	26.0	37 / 650	KQIZ-F	
6	KARX-F	CL AOR	20 / 6.9	6.1	6.0	8.2	6.0	281 / 16.2	10.3	15.2	23 / 358	KARX-F	
7	KAEZ-F	AC	18 / 6.2	4.5	5.6	6.0	4.5	239 / 13.8	11.3	10.0	18 / 243	KAEZ-F	
8	KZRK-F	AOR-NR	17 / 5.9	4.5	8.1	5.2	9.3	259 / 14.9	12.1	13.9	23 / 330	KZRK-F	
9	KBUY-F	AOR	14 / 4.8	4.1	8.1	7.5	8.6	253 / 14.6	10.7	14.1	28 / 421	KBUY-F	
10	KPUR-F	O	12 / 4.1	5.7	4.2	4.5	7.1	199 / 11.5	11.5	10.3	14 / 231	KPUR-F	
11	KATP-F	C	10 / 3.5	3.7	3.5	2.2	1.5	151 / 8.7	7.7	9.1	17 / 290	KATP-F	

12+ FM Share (Metro): 83.66% (215 of 257) (Spring 98: 82.14%)

18-34	18-49	25-54	35+	Wom 25-54	Men 25-54	12+ AMD	12+ Mid	12+ PMD	12+ Eve	12+ Wknd
1 KNSY-F >	1 KNSY-F	1 KGNC-F <	1 KGNC	1 KAEZ-F	1 KARX-F >	1 KGNC	1 KMML-F	1 KNSY-F	1 KNSY-F	1 KNSY-F
2 KQIZ-F	2 KARX-F	2 KARX-F	2 KGNC-F	2 KGNC-F	2 KGNC	2 KGNC-F <	2 KNSY-F	2 KGNC <	2 KQIZ-F	2 KQIZ-F
3 KMML-F	2 KGNC-F <	3 KAEZ-F <	3 KMML-F	3 KNSY-F	3 KBUY-F	3 KNSY-F	3 KGNC	3 KMML-F	3 KZRK-F	3 KGNC-F
3 KZRK-F	4 KQIZ-F	4 KNSY-F	4 KARX-F	4 KQIZ-F	4 KGNC-F >	4 KMML-F	4 KAEZ-F	3 KQIZ-F <	4 KGNC-F <	3 KMML-F >
5 KARX-F	5 KAEZ-F <	5 KQIZ-F	4 KAEZ-F	4 KPUR-F >	5 KZRK-F	5 KARX-F	4 KARX-F <	5 KARX-F	5 KAEZ-F	5 KAEZ-F
5 KBUY-F	6 KBUY-F	5 KPUR-F <	4 KPUR-F	6 KMML-F	6 KNSY-F	6 KQIZ-F	6 KGNC-F	6 KAEZ-F <	6 KARX-F	5 KARX-F
	6 KMML-F	7 KBUY-F	7 KATP-F	7 KATP-F	6 KMML-F	6 KBUY-F >	7 KQIZ-F	7 KGNC-F <	7 KGNC	5 KBUY-F
	8 KZRK-F	7 KGNC	8 KIXZ	6 KQIZ-F			8 KZRK-F	8 KZRK-F >	8 KBUY-F	5 KZRK-F
		9 KMML-F								

Other Rated Stations				Metro Share	Cume Rating	TSA AQH	Cume
KBZD-F	AOR-P	99.7	Amarillo	2.8	4.2	8	74
KDJW	C/O	1360	Amarillo	1.4	2.9	4	59
KIXZ	ST	940	Amarillo	2.8	7.5	13	230
KPQZ-F	SP-VA	100.9	Amarillo	2.1	3.7	8	95
KPUR	SPRTS	1440	Amarillo	0.3	1.8	2	53
KQFX-F	SP-TJ	104.3	Borger	2.8	5.0	10	123
KTNZ	T	1010	Amarillo	0.3	1.9	2	52
KZIP	SP-VA	1310	Amarillo	0.7	1.7	4	44
KZRK	T	1550	Canyon	0.3	2.4	1	51

AM Stations

KGNC	710	10 kw (DA-2)	News/Talk	CBS	Katz	Morris
KIXZ	940	5 kw/1 kw (DA-2)	Standards	ABC	Mc-Guild	AMFM

FM Stations

KAEZ	105.7	6 kw @ 236	AC	ABC	---	
KARX	95.7	100 kw @ 391	Classic AOR		Cumulus	Claude
KATP	101.9	100 kw @ 935	Country		---	
KBUY	94.1	100 kw @ 1102	AOR	ABC	Mc-Guild	AMFM
KGNC	97.9	100 kw @ 1285	Country		Katz	Morris
KMML	96.9	100 kw @ 1006	Country		Mc-Guild	AMFM
KNSY	98.7	100 kw @ 480	CHR	ABC	Mc-Guild	AMFM
KPUR	107.1	3 kw @ 300	Oldies		Christal	Cumulus
KQIZ	93.1	100 kw @ 700	CHR		Katz	Cumulus
KZRK	107.9	100 kw @ 466	New Rock		Katz	Cumulus

Notes:

AUGUSTA-WATERVILLE, ME

Arbitron Rank: 248	Pop (12+): 95,400	Stations: 22 / 7	% Below Line: 38.6
Market TSL In Hours: 18.75		Diaries: 315/303:1/57.8%	% Not Listed: 18.2
Average Persons Rating: 13.6		Sample Target: 310	Total Retail Sales: \$1.14 Bil.

12+ Metro	Format	Spring 99 1/4 Share	Fall 98	Spg 98	Fall 97	Spg 97	12+ Metro Cume / Rtg	Fall 98	Spg 98	12+ TSA AQH / Cume	
1	WEBB-F	16 / 12.1	13.1	12.2	10.7	10.0	220 / 23.1	23.8	22.8	39 / 411	WEBB-F
2	WMME-F	14 / 10.6	11.7	10.8	11.3	13.6	290 / 30.5	29.9	29.5	33 / 784	WMME-F
2	WABK-F	14 / 10.6	15.8	8.6	10.0	11.5	174 / 18.3	23.7	22.1	34 / 483	WABK-F
4	WBLM-F	12 / 9.1	6.9	9.3	5.6	7.9	169 / 17.7	21.5	22.2	61 / 716	WBLM-F
5	WTOS-F	10 / 7.5	6.2	7.9	5.6	5.0	136 / 14.2	17.2	18.5	41 / 511	WTOS-F
6	WCYI-F	8 / 4.5	2.8	2.9	1.9	3.6	104 / 10.9	10.6	12.2	24 / 377	WCYI-F
7	WQCB-F	5 / 3.8	2.1	3.6	4.4	2.9	75 / 7.8	8.4	6.9	31 / 353	WQCB-F
7	WMCM-F	5 / 3.8	4.1	1.4	2.5	0.7	51 / 5.3	5.6	4.7	19 / 238	WMCM-F
7	WHOM-F	5 / 3.8	4.1	3.6	5.0	5.0	102 / 10.7	12.4	10.5	29 / 453	WHOM-F

12+ FM Share (Metro): 97.22% (105 of 108) (Spring 98: 94.21%)

18-34	18-49	25-54	35+	Wom 25-54	Men 25-54	12+ AMD	12+ Mid	12+ PMD	12+ Eve	12+ Wknd
1 WBLM-F	1 WBLM-F	1 WEBB-F	1 WABK-F	1 WEBB-F	1 WBLM-F	1 WEBB-F <	1 WABK-F >	1 WEBB-F	1 WBLM-F	1 WEBB-F <
2 WMME-F	2 WMME-F	2 WBLM-F	2 WEBB-F >	2 WMME-F	1 WEBB-F	2 WABK-F	2 WEBB-F	2 WABK-F	2 WMME-F >	2 WMME-F
2 WTOS-F >	2 WEBB-F	2 WABK-F	3 WMME-F	2 WBLM-F	1 WABK-F	3 WMME-F	3 WMME-F	3 WMME-F	3 WEBB-F	3 WBLM-F
4 WEBB-F	4 WTOS-F	4 WTOS-F	3 WMCM-F	2 WABK-F	1 WTOS-F	4 WBLM-F <	3 WTOS-F >	3 WBLM-F <	4 WCYI-F	4 WABK-F
	5 WABK-F	5 WMME-F >		5 WTOS-F >	5 WWBX-F	5 WTOS-F >	5 WBLM-F	5 WTOS-F >>	5 WTOS-F >	5 WMCM-F
		6 WWBX-F			5 WMME-F		6 WQCB-F			6 WTOS-F >
					5 WCLZ-F >>					

Other Rated Stations				Metro Share	Cume Rating	TSA AQH	Cume	Other Rated Stations--Outside Market				Metro Share	Cume Rating	TSA AQH	Cume
WKCG-F	SAC	101.3	Augusta	2.3	7.7	6	153	WBQX-F	CL	106.9	Thomaston	1.5	4.7	15	232
								WCLZ-F	AOR-P	98.9	Brunswick	2.3	5.9	12	218
								WGAN	FS/T	560	Portland	2.3	5.4	7	162
								WJBQ-F	CHR	97.9	Portland	0.8	3.9	35	543
								WMWX-F	AC/CHR	99.9	Auburn	0.8	3.7	13	282
								WPOR-F	C	101.9	Portland	1.5	6.6	20	311
								WTHT-F	C	107.5	Lewiston	1.5	4.4	28	445
								WWBX-F	CHR	97.1	Bangor	3.0	3.9	9	188
								WWMJ-F	O	95.7	Ellsworth	0.8	3.4	13	178

FM Stations

WABK	104.3	50 kw @ 371	Oldies	Jones	Eastman	Cumulus	Gardiner
WEBB	98.5	63 kw @ 460	Country		Mc-Guild	Pilot	Waterville
WKCG	101.3	50 kw @ 315	Soft AC		Eastman	Cumulus	
WMME	92.3	50 kw @ 500	CHR		Mc-Guild	Pilot	
WTOS	105.1	50 kw @ 2430	AOR	Westwd	Kettell	Cumulus	Skowhegan

Notes: Other ranked stations -- See Bangor, ME or, in the Spring 1999 American Radio, Portland, ME . . . 11/98 WAVX-F (106.9; Thomaston, ME) changed calls to WBQX-F; remains Classical . . . 6/99 WIGY-F (97.5; Madison, ME) changed from simulcasting Oldies WABK-F to simulcasting Sports WSKW (1160; Skowhegan) . . . 3/99 WSKW/WCTB-F sold to Cumulus for \$1,600,000 (Silverman) . . . 5/99 WHQO-F (Skowhegan) donated by Cumulus to Maine Public Radio . . . 7/99 WLOB-F (96.3; Rumford) sold by Carter to Catholic Radio (John Lynch), along with five other stations in other markets for an estimated \$20,000,000

BANGOR, ME

Arbitron Rank: 263 Pop (12+): 71,800	Stations: 14 / 12	% Below Line: 8.7
Market TSL in Hours: 19.00	Diaries: 419/171:1/54.7%	% Not Listed: 14.4
Average Persons Rating: 14.5	Sample Target: 400	Total Retail Sales: \$1.47 Bil.

12+ Metro	Format	Spring 99		Fall 98	Spg 98	Fall 97	Spg 97	12+ Metro Cume / Rtg	Fall 98	Spg 98	12+ TSA		
		1/4	Share								AQH	Cume	
1	WQCB-F	C	12 / 11.6	15.1	16.7	18.3	17.7	167 / 23.2	25.0	26.6	77 / 829		WQCB-F
2	WWBX-F	CHR	8 / 7.7	3.2	1.0	2.0	3.1	158 / 21.9	14.6	4.1	19 / 415		WWBX-F
2	WTOS-F	AOR	8 / 7.7	2.2	5.2	4.1	5.2	113 / 15.7	11.5	10.6	43 / 473		WTOS-F
2	WKIT-F	AOR	8 / 7.7	7.5	9.4	9.1	11.5	138 / 19.2	19.2	22.1	32 / 439		WKIT-F
2	WBZN-F	CHR	8 / 7.7	9.7	11.5	12.2	3.1	189 / 26.3	24.9	30.6	26 / 454		WBZN-F
2	WABI	ST	8 / 7.7	6.5	6.3	6.1	7.3	84 / 11.6	10.7	9.4	8 / 101		WABI
7	WKSQ-F	AC	7 / 6.8	6.5	6.3	7.1	7.3	138 / 19.3	16.9	18.1	28 / 406		WKSQ-F
7	WEZQ-F	SAC	7 / 6.8	6.5	5.2	6.1	6.3	108 / 15.0	15.9	16.4	11 / 166		WEZQ-F
7	WBFB-F	C	7 / 6.8	6.5	3.1	4.1	5.2	102 / 14.2	15.6	11.8	24 / 327		WBFB-F

12+ FM Share (Metro): 86.52% (77 of 89) (Spring 98: 89.74%)

18-34	18-49	25-54	35+	Wom 25-54	Men 25-54	12+ AMD	12+ Mid	12+ PMD	12+ Eve	12+ Wknd
1 WWBX-F	1 WTOS-F	1 WQCB-F	1 WQCB-F	1 WQCB-F >	1 WTOS-F	1 WABI	1 WQCB-F <	1 WQCB-F	1 WEZQ-F	1 WQCB-F
2 WTOS-F	1 WWBX-F	2 WWBX-F	2 WABI	2 WWBX-F	1 WKIT-F	2 WQCB-F	2 WKIT-F	2 WWBX-F	2 WTOS-F	2 WWBX-F
2 WBZN-F	1 WKIT-F	2 WKSQ-F	3 WVOM-F	2 WEZQ-F	3 WWBX-F	3 WKIT-F	3 WKSQ-F	3 WKSQ-F	2 WZON	2 WBZN-F
4 WQCB-F	4 WQCB-F	2 WKIT-F	4 WEZQ-F	2 WBZN-F >	3 WQCB-F	4 WWMJ-F	3 WVOM-F	3 WBZN-F	2 WWBX-F	4 WABI
4 WKIT-F	4 WKSQ-F	5 WEZQ-F	5 WWMJ-F		3 WKSQ-F	5 WKSQ-F	5 WBFB-F	5 WTOS-F	2 WQCB-F	5 WTOS-F
4 WBFB-F >	4 WBZN-F	6 WTOS-F	5 WKSQ-F		3 WBFB-F >	5 WVOM-F	6 WTOS-F	5 WKIT-F	6 WBZN-F	6 WEZQ-F
		6 WBFB-F	5 WKIT-F				6 WWBX-F			6 WBFB-F >
							6 WEZQ-F <			

Other Rated Stations				Metro Share	Cume Rating	TSA AQH Cume	Other Rated Stations--Outside Market				Metro Share	Cume Rating	TSA AQH Cume		
WVOM-F	T	103.9	Howland	5.8	12.8	17	312	WGUY-F	O	102.1	Dexter	1.0	4.7	8	181
WWMJ-F	O	95.7	Ellsworth	4.8	16.2	28	358								
WZON	SPRTS	620	Bangor	3.9	11.7	5	127								

AM Stations

WABI	910	5 kw (DA-N)	Standards		CNN	---	WWBX-F
WZON	620	5 kw (DA-N)	Sports		CBS, 1-on-1, ESPN	Christal	WKIT-F

FM Stations

WBFB	104.7	10 kw @ 1099	Country			Christal	WKSQ-F	Belfast
WBZN	107.3	50 kw @ 436	CHR			---	Cumulus	Old Town
WEZQ	92.9	20 kw @ 784	Soft AC		Westwd	D&R	Cumulus, pend.	
WKIT	100.3	16.5 kw @ 869	AOR			Christal	WZON	Brewer
WKSQ	94.5	11.5 kw @ 1027	AC			Christal	WBFB-F	Ellsworth
WQCB	106.5	98 kw @ 1079	Country		AP	Mc-Guild	Cumulus	Brewer
WTOS	105.1	50 kw @ 2430	AOR		Westwd	Kettell	Cumulus	Skowhegan
WVOM	103.9	54 kw @ 1509	Talk		CBS, Westwd, ABC	Allied		Howland
WWBX	97.1	5 kw @ 1230	CHR		ABC	---	WABI	
WWMJ	95.7	11.5 kw @ 1029	Oldies		ABC	D&R	Cumulus, pend.	Ellsworth

Notes:

BATTLE CREEK, MI

Arbitron Rank: 236 **Pop (12+):** 117,100 **Stations:** 15 / 4 **% Below Line:** 61.2
Market TSL in Hours: 20.50 **Diaries:** 342/342:1/53.4% **% Not Listed:** 17.3
Average Persons Rating: 14.8 **Sample Target:** 350 **Total Retail Sales:** \$1.39 Bil.

12+ Metro	Format	Spring 99 1/4 Share	Fall 98	Spg 98	Fall 97	Spg 97	12+ Metro Cume / Rtg	Fall 98	Spg 98	12+ TSA AQH / Cume		
1	WNWN-F	C	31 / 17.9	14.3	14.8	14.7	14.1	329 / 28.1	23.7	27.0	68 / 839	WNWN-F
2	WKFR-F	CHR	30 / 17.3	13.1	13.8	15.3	17.8	382 / 32.6	32.1	30.1	80 / 1323	WKFR-F
3	WRKR-F	AOR	17 / 9.8	8.6	6.9	5.5	6.3	207 / 17.7	15.2	14.4	63 / 940	WRKR-F
4	WBCK	T/SPRTS	15 / 8.7	9.1	8.5	11.0	10.5	195 / 16.6	24.8	18.4	18 / 277	WBCK
5	WJXQ-F	AOR	11 / 6.4	5.7	4.8	4.3	3.1	185 / 15.8	12.7	12.6	22 / 402	WJXQ-F
6	WWKN-F	O	8 / 4.6	5.1	4.8	8.0	7.9	173 / 14.8	14.0	15.0	15 / 268	WWKN-F
6	WRCC	ST	8 / 4.6	4.6	4.8	3.1	2.6	102 / 8.7	8.7	8.5	8 / 115	WRCC
8	WBXX-F	AC	6 / 3.5	4.0	7.4	3.1	5.8	114 / 9.8	12.3	10.2	8 / 188	WBXX-F

12+ FM Share (Metro): 82.52% (118 of 143) (Spring 98: 82.43%)

18-34	18-49	25-54	35+	Wom 25-54	Men 25-54	12+ AMD	12+ Mid	12+ PMD	12+ Eve	12+ Wknd
1 WKFR-F >>	1 WKFR-F	1 WKFR-F <	1 WNWN-F >	1 WKFR-F	1 WRKR-F >>	1 WNWN-F <	1 WKFR-F	1 WKFR-F <	1 WNWN-F	1 WNWN-F
2 WNWN-F	2 WNWN-F	2 WNWN-F <	2 WBCK <	2 WNWN-F >>	2 WNWN-F >	2 WBCK <	2 WNWN-F >	2 WNWN-F >	2 WKFR-F >	2 WKFR-F >
3 WJXQ-F	3 WRKR-F >	3 WRKR-F >>	3 WRKR-F	3 WBXX-F	3 WJXQ-F	3 WKFR-F >	3 WRKR-F	3 WRKR-F >>	3 WRKR-F	3 WRKR-F >
4 WRKR-F	4 WJXQ-F >	4 WJXQ-F >	4 WKFR-F	4 WQLR-F >	4 WKFR-F	4 WRKR-F	4 WRCC	4 WRCC	4 WJXQ-F	4 WJXQ-F
		5 WBCK	5 WRCC	5 WBCK >>	5 WJXQ-F >>	5 WBCK <	5 WJXQ-F	5 WBCK >	5 WBCK >	4 WBCK >
			6 WJXQ-F			6 WJXQ-F <				6 WWKN-F
			6 WWKN-F >>			7 WWKN-F >				

Other Rated Stations--Outside Market				Metro Share	Cume Rating	TSA AQH	Cume
WBCT-F	C	93.7	Grand Rapids	1.7	4.7	31	491
WGRD-F	AOR-NR	97.9	Grand Rapids	1.2	4.2	10	307
WJIM-F	O	97.5	Lansing	1.7	4.1	3	68
WJR	FS	760	Detroit	1.2	3.7	3	103
WOOD-F	SAC	105.7	Grand Rapids	0.6	4.8	11	338
WQLR-F	AC	106.5	Kalamazoo	2.3	5.6	24	515
WXIK-F	C	94.1	Jackson	1.2	4.8	3	96

AM Stations

WBCK	930	5 kw/1 kw (DA-2)	Talk/Sports	Westwd, ABC, 1/1	Eastman	AMFM
WRCC	1400	1 kw	Standards	ABC	Eastman	AMFM

FM Stations

WBXX	93.5	3 kw @ 265	AC	ABC, AMFM	Eastman	AMFM
WWKN	104.9	6 kw @ 298	Oldies		Eastman	AMFM

Notes: Other ranked stations -- See Kalamazoo or Lansing in the Fall 1999 American Radio

BEAUMONT-PORT ARTHUR, TX

Arbitron Rank: 130 Pop (12+): 308,700	Stations: 28 / 12	% Below Line: 22.4
Market TSL in Hours: 19.75	Diaries: 661/467:1/44.1%	% Not Listed: 10.5
Average Persons Rating: 14.4	Sample Target: 620	Total Retail Sales: \$3.3 Bil.

12+ Metro	Format	Spring 99		Fall 98	Spq 98	Fall 97	Spq 97	12+ Metro Cume / Rtg	Fall 98	Spq 98	12+ TSA	
		1/4	Share								AQH / Cume	
1	KAYD-F	C	60 / 13.5	11.2	10.5	13.5	11.3	591 / 19.1	19.9	21.6	64 / 669	KAYD-F
2	KTCX-F	B	43 / 9.6	13.9	6.7	6.9	7.0	562 / 18.2	16.1	11.2	44 / 592	KTCX-F
3	KYKR-F	C	42 / 9.4	9.5	14.4	11.5	9.8	550 / 17.8	21.3	23.7	46 / 652	KYKR-F
4	KQXY-F	CHR	36 / 8.1	6.1	11.4	7.5	8.8	630 / 20.4	18.2	22.1	46 / 826	KQXY-F
5	KKMY-F	AC	30 / 6.7	6.1	6.7	9.1	8.6	506 / 16.4	13.8	14.0	33 / 588	KKMY-F
6	KIOC-F	AOR	29 / 6.5	7.6	9.1	4.2	4.1	465 / 15.1	13.2	15.9	38 / 644	KIOC-F
7	KLVI	T/FS	25 / 5.6	8.8	6.5	8.0	7.0	422 / 13.7	20.1	14.2	33 / 557	KLVI
8	KBXX-F	B/CHR	20 / 4.5	3.7	4.9	3.8	3.6	361 / 11.7	10.4	8.6	22 / 391	KBXX-F
9	KTJM-F	B/O	18 / 4.0	2.7	3.0	1.8	2.0	287 / 9.3	10.5	8.5	18 / 354	KTJM-F
10	KYKZ-F	C	17 / 3.8	2.9	2.6	1.5	2.0	247 / 8.0	8.5	7.7	69 / 871	KYKZ-F
11	KTFA-F	REL-CC	16 / 3.6	3.2	2.3	2.2	3.9	287 / 9.3	9.3	7.8	21 / 378	KTFA-F
12	KTRH	N	10 / 2.2	1.2	1.4	0.9	2.5	151 / 4.9	3.7	4.4	11 / 160	KTRH

12+ FM Share (Metro): 86.72% (346 of 399) (Spring 98: 87.21%)

18-34	18-49	25-54	35+	Wom 25-54	Men 25-54	12+ AMD	12+ Mid	12+ PMD	12+ Eve	12+ Wknd
1 KAYD-F <	1 KAYD-F	1 KAYD-F	1 KAYD-F	1 KAYD-F	1 KIOC-F >	1 KAYD-F >	1 KAYD-F >	1 KAYD-F	1 KTCX-F	1 KAYD-F
2 KQXY-F	2 KTCX-F <	2 KTCX-F	2 KYKR-F	2 KTCX-F <	2 KKMY-F	2 KTCX-F <	2 KKMY-F <	2 KTCX-F <	2 KBXX-F <	2 KYKR-F
2 KTCX-F	3 KKMY-F <	2 KIOC-F	3 KLVI	3 KQXY-F	2 KAYD-F	3 KQXY-F <	3 KTCX-F <	3 KYKR-F	3 KAYD-F <	3 KTCX-F
4 KKMY-F	4 KIOC-F	2 KKMY-F	3 KTCX-F >	4 KKMY-F	4 KTCX-F	4 KYKR-F	4 KIOC-F	4 KQXY-F	4 KYKR-F <	4 KQXY-F >
5 KIOC-F <	4 KQXY-F	5 KQXY-F	5 KKMY-F	5 KTFA-F	4 KYKR-F	5 KLVI	4 KYKR-F	5 KIOC-F	5 KQXY-F >>	5 KKMY-F <
6 KBXX-F	6 KYKR-F >	6 KYKR-F	5 KIOC-F	6 KYKR-F	6 KTJM-F	6 KKMY-F	6 KQXY-F	6 KQXY-F <	6 KIOC-F	6 KIOC-F <
		7 KTJM-F >	7 KYKZ-F		7 KQXY-F	7 KIOC-F	7 KLVI	7 KLVI	6 KTFA-F	7 KBXX-F <

Other Rated Stations				Metro Share	Cume Rating	TSA AQH Cume	Other Rated Stations--Outside Market				Metro Share	Cume Rating	TSA AQH Cume		
KALO	B	1250	Port Arthur	1.8	5.0	10	190	KBIU-F	AC	103.7	Lake Charles, LA	0.4	1.9	21	445
KOGT	C	1600	Orange	0.7	1.8	3	65	KHLA-F	AC	99.5	Lake Charles, LA	0.7	2.4	22	446
KOLE	REL	1340	Beaumont	0.4	1.7	2	56	KIKK-F	C	95.7	Houston	0.4	1.0	2	32
KZZB	B/G	990	Beaumont	1.1	2.2	5	68	KLDE-F	O	94.5	Houston	1.1	3.6	5	110
								KLQI-F	AOR	101.1	Houston	1.1	3.3	8	137
								KMJQ-F	B/AC	102.5	Clear Lake City	0.7	2.7	3	85
								KOVE-F	SP-C	93.3	Beaumont	0.4	1.3	2	39
								KSHN-F	AC	99.9	Liberty	0.9	2.5	5	80
								KTBF-F	AOR-NR	107.5	Lake Jackson	0.9	2.3	5	97
								KZWA-F	B	105.3	Lake Charles, LA	1.1	5.6	20	359

AM Stations

KLVI	560	5 kw (DA-N)	Talk	ABC, 1-On-1, AMFM	Sentry	Capstar
------	-----	-------------	------	-------------------	--------	---------

FM Stations

KAYD	97.5	100 kw @ 469	Country		Katz	Cumulus
KIOC	106.1	100 kw @ 1059	AOR		Sentry	Capstar
KKMY	104.5	100 kw @ 400	Adult Contemp		Sentry	Capstar
KQXY	94.1	100 kw @ 600	CHR		Katz	Cumulus
KTCX	102.5	50 kw @ 492	Black	ABC	—	Cumulus
KTFA	92.5	50 kw @ 440	Contemp. Christian		—	Groves
KYKR	95.1	100 kw @ 420	Country		Sentry	Capstar

Notes: Other ranked stations -- See Lake Charles, LA or, in the Spring 1999 American Radio, Houston . . . 4/99 KQHN (1510) changed from Talk to Black Gospel . . . 4/99 KAYD (1450) changed from Country to Classic Country as KIKR . . . 7/99 KALO sold by Faith Bcstg. to Radio Ave Maria (with KLBG Alexandria, LA) for \$900,000

BECKLEY, WV

Arbitron Rank: 365	Pop (12+): 67,700	Stations: 12 / 8	% Below Line: 9.1
Market TSL in Hours: 18.25		Diaries: 387/175:1/54.5%	% Not Listed: 13.6
Average Persons Rating: 13.0		Sample Target: 400	Total Retail Sales: \$0.89 Bil.

12+ Metro	Format	Spring 99 1/4 Share	Fall 98	Spg 98	Fall 97	Spg 97	12+ Metro Cume / Rtg	Fall 98	Spg 98	12+ TSA AQH / Cume	
1	WJLS-F	C	18 / 20.5	18.7	27.2	26.5	257 / 37.9	37.1	46.8	67 / 958	WJLS-F
2	WCIR-F	CHR	16 / 18.2	18.7	15.4	11.0	244 / 36.1	37.5	35.6	31 / 563	WCIR-F
3	WTNJ-F	C	11 / 12.5	15.2	14.2	16.5	179 / 26.5	29.7	27.7	39 / 437	WTNJ-F
4	WMTD-F	AOR/CL	9 / 10.3	11.7	10.7	9.9	111 / 16.4	18.6	17.8	19 / 281	WMTD-F
5	WJLS	G	6 / 6.8	12.9	8.3	8.8	84 / 12.4	15.9	14.0	13 / 182	WJLS
6	WWNR	T	4 / 4.6	3.5	3.6	3.3	55 / 8.2	9.1	8.7	4 / 65	WWNR

12+ FM Share (Metro): 84.21% (64 of 76) (Spring 98: 85.90%)

18-34	18-49	25-54	35+	Wom 25-54	Men 25-54	12+ AMD	12+ Mid	12+ PMD	12+ Eve	12+ Wknd
1 WCIR-F >	1 WJLS-F	1 WJLS-F	1 WJLS-F >	1 WJLS-F	1 WMTD-F	1 WJLS-F	1 WJLS-F >>	1 WCIR-F <	1 WCIR-F >>>	1 WJLS-F
2 WMTD-F	1 WCIR-F	2 WCIR-F	2 WTNJ-F	1 WCIR-F	1 WJLS-F >	2 WTNJ-F <	2 WCIR-F <	2 WJLS-F >	2 WJLS-F >>	1 WCIR-F >
2 WJLS-F	3 WMTD-F >	3 WMTD-F	3 WJLS	3 WTNJ-F >>	3 WCIR-F >>	3 WCIR-F	3 WTNJ-F	3 WTNJ-F	3 WMTD-F	3 WTNJ-F
4 WTNJ-F >>>	4 WTNJ-F >>	4 WTNJ-F >>>	3 WCIR-F			4 WMTD-F	4 WMTD-F >	3 WMTD-F >>		4 WMTD-F >
			5 WMTD-F							

Other Rated Stations				Metro Share	Cume Rating	TSA AQH Cume	Other Rated Stations--Outside Market				Metro Share	Cume Rating	TSA AQH Cume
WAXS-F	AC/CHR	94.1	Oak Hill	2.3	11.7	4 149	WHAJ-F	CHR/AC	104.5	Bluefield	3.4	10.3	27 576
WIWS	O	1070	Beckley	2.3	4.0	3 45	WKAZ-F	CL HITS	107.3	Miami	3.4	6.0	7 115
							WKLC-F	AOR	105.1	Saint Albans	1.1	2.7	3 74
							WVSR-F	CHR	102.7	Charleston	1.1	3.6	6 117

AM Stations

WJLS	560	5 kw/0.5 kw (DA-N)	Gospel	Westwd	Savalli
WWNR	620	1 kw/0.5 kw (DA-N)	Talk	CBS, Westwd	Katz

FM Stations

WAXS	94.1	26.5 kw @ 649	AC/CHR	ABC	Roslin	WTNJ-F	Oak Hill
WCIR	103.7	5 kw @ 1485	CHR	Westwd	Katz	WIWS	
WJLS	99.5	34 kw @ 1050	Country	Westwd	Savalli		
WMTD	102.3	0.37 kw @ 1268	AOR/Classic AOR	CBS	Katz		Hinton
WTNJ	105.9	50 kw @ 500	Country	ABC, Westwd	Roslin	WAXS-F	Mt. Hope

Notes: WWNR and WMTD-F are LMA'd to WIWS/WCIR-F

BILLINGS, MT

Arbitron Rank: 243	Pop (12+): 103,400	Stations: 15 / 14	% Below Line: 0.7
Market TSL in Hours: 20.00		Diaries: 476/217:1/58.0%	% Not Listed: 9.3
Average Persons Rating: 14.5		Sample Target: 440	Total Retail Sales: \$1.55 Bil.

12+ Metro	Format	Spring 99		Fall 98	Spg 98	Fall 97	Spg 97	12+ Metro	Fall 98	Spg 98	12+ TSA	12+ Metro
		1/4	Share	98	98	97	97	Cume / Rtg	98	98	AQH / Cume	
1	KCTR-AF	C	25 / 16.7	23.7	20.0	22.9	24.1	377 / 36.4	36.4	35.9	31 / 499	KCTR-AF
2	KRKX-F	AOR	19 / 12.7	14.1	16.9	11.1	11.4	223 / 21.6	24.4	28.3	24 / 268	KRKX-F
3	KRSQ-F	CHR	15 / 10.0	10.2	13.8	5.9	3.8	266 / 25.7	23.4	27.2	20 / 377	KRSQ-F
4	KKBR-F	O	12 / 8.0	8.3	7.5	9.4	10.8	204 / 19.7	22.9	18.9	14 / 231	KKBR-F
5	KBBB-F	AC	11 / 7.3	3.8	3.8	5.3	6.3	155 / 16.0	12.7	11.6	13 / 184	KBBB-F
6	KYYA-F	CHR/AC	10 / 6.7	7.0	5.0	8.8	10.8	212 / 20.5	19.7	19.8	11 / 254	KYYA-F
6	KMHK-F	CL AOR	10 / 6.7	3.8	4.4	5.3	5.1	153 / 14.8	17.0	14.8	15 / 240	KMHK-F
8	KGHL	C/O	9 / 6.0	3.8	1.9	4.7	3.8	111 / 10.8	10.5	8.0	20 / 244	KGHL
8	KBLG	T	9 / 6.0	5.1	3.8	7.6	5.1	109 / 10.6	11.2	9.4	13 / 161	KBLG
10	KIDX-F	C	7 / 4.7	5.1	7.5	5.9	3.8	132 / 12.7	15.7	14.8	8 / 156	KIDX-F

12+ FM Share (Metro): 80.15% (109 of 136) (Spring 98: 87.23%)

18-34	18-49	25-54	35+	Wom 25-54	Men 25-54	12+ AMD	12+ Mid	12+ PMD	12+ Eve	12+ Wknd
1 KRKX-F >	1 KRKX-F	1 KRKX-F	1 KCTR-AF >	1 KCTR-AF	1 KRKX-F >	1 KCTR-AF >>	1 KRKX-F	1 KRKX-F >	1 KRSQ-F >	1 KCTR-AF >
2 KRSQ-F	2 KCTR-AF	2 KCTR-AF >	2 KKBR-F	2 KBBB-F	2 KKBR-F	2 KRKX-F >	1 KCTR-AF	2 KRSQ-F	2 KRKX-F	2 KKBR-F <
3 KMHK-F	3 KBBB-F	3 KKBR-F	3 KBLG	3 KKBR-F	2 KCTR-AF	3 KRSQ-F	3 KBLG	2 KCTR-AF	3 KCTR-AF	3 KRSQ-F
4 KYA-F	4 KYA-F	3 KBBB-F	3 KGHL	3 KIDX-F	4 KMHK-F	4 KGHL	3 KBBB-F	4 KBBB-F	4 KKBR-F	3 KRKX-F
4 KCTR-AF	4 KRSQ-F	5 KMHK-F	3 KRKX-F	3 KRKX-F		4 KBBB-F	5 KKBR-F <	5 KKBR-F <	4 KYA-F	5 KIDX-F
	6 KMHK-F	6 KYA-F	6 KBBB-F			6 KYA-F <	6 KRSQ-F	6 KYA-F		5 KMHK-F
								6 KMHK-F >		

Other Rated Stations				Metro Share	Cume Rating	TSA AQH Cume	Other Rated Stations--Outside Market				Metro Share	Cume Rating	TSA AQH Cume
KCMT-F	C	96.3	Billings	2.0	6.0	3 68	KMXE-F	CL HITS	99.3	Red Lodge	0.7	4.2	2 63
KMZK	REL-CC	1240	Billings	0.7	2.1	1 22							
KURL	REL	730	Billings	2.7	4.8	5 73							

AM Stations

KBLG	910	1 kw/0.064 kw	Talk	Westwd	---	Fisher/Sunbrook
KBUL	970	5 kw (DA-N)	Simul. KCTR-F			
KGHL	790	5 kw (DA-N)	Classic Country	CBS	Christal	New NW, pend.

FM Stations

KBBB	103.7	100 kw @ 480	AC		Mc-Guild	Marathon, pend.
KCTR	102.9	100 kw @ 489	Country	ABC	Mc-Guild	Marathon, pend.
KIDX	98.5	85 kw @ 370	Country		Christal	New NW, pend.
KKBR	97.1	28.15 kw @ 400	Oldies		Mc-Guild	Marathon, pend.
KMHK	95.5	95.4 kw @ 984	Classic AOR		Mc-Guild	Marathon, pend. Hardin
KRKX	94.1	100 kw @ 590	AOR		Allied	Fisher/Sunbrook
KRSQ	101.7	100 kw @ 420	CHR		---	New NW, pend. Laurel
KYYA	93.3	100 kw @ 700	CHR	Westwd	Allied	Fisher/Sunbrook

Notes: 5/99 Marathon sold KGHL, KIDX-F and KRSQ-F to New Northwest for \$3,900,000 (Star). The sale will allow Marathon to complete its acquisition of KBBB-F, KBUL, KCTR-F, KKBR-F and KMHK-F from Citadel

BILOXI-GULFPORT-PASCAGOULA, MS

Arbitron Rank: 137 **Pop (12+):** 283,100
Market TSL in Hours: 21.00
Average Persons Rating: 15.5

Stations: 31 / 15
Diaries: 718/394:1/46.7%
Sample Target: 620

% Below Line: 19.7
% Not Listed: 15.7
Total Retail Sales: \$2.5 Bil.

12+ Metro	Format	Spring 99 1/4 Share	Fail 98	Spg 98	Fail 97	Spg 97	12+ Metro Cume / Rtg	Fail 98	Spg 98	12+ TSA AQH / Cume	
1	WKNN-F	49 / 11.1	18.5	15.3	13.2	14.9	626 / 22.1	28.9	26.6	57 / 780	WKNN-F
2	WCPR-F	35 / 8.0	6.9	5.1	5.1	4.5	462 / 16.3	10.9	11.4	35 / 480	WCPR-F
3	WGCM-F	34 / 7.7	3.5	6.6	6.9	3.4	359 / 12.7	11.8	11.3	34 / 403	WGCM-F
4	WJZD-F	31 / 7.0	10.2	3.9	8.6	7.5	328 / 11.6	12.7	10.5	32 / 341	WJZD-F
5	WZKX-F	28 / 5.9	7.6	9.5	4.4	11.2	413 / 14.6	15.5	18.5	42 / 696	WZKX-F
6	WXRG-F	24 / 5.5	3.9	4.6	4.4	7.5	313 / 11.1	10.6	11.0	28 / 325	WXRG-F
7	WMJY-F	22 / 5.0	4.4	4.1	5.9	6.0	324 / 11.4	12.3	13.0	23 / 364	WMJY-F
8	WWL	16 / 3.6	3.5	2.9	3.2	1.9	259 / 9.2	10.9	8.1	22 / 324	WWL
9	WXYK-F	15 / 3.4	2.8	2.4	3.7	2.6	321 / 11.3	7.6	8.2	15 / 321	WXYK-F
10	WOSM-F	13 / 3.0	1.4	2.9	4.4	2.6	188 / 6.7	5.2	7.2	17 / 239	WOSM-F
11	WDLT-F	12 / 2.7	1.4	1.7	1.5		162 / 5.7	4.0	4.1	13 / 175	WDLT-F
12	WLN-F	10 / 2.3	3.5	3.9	2.2		281 / 9.2	7.8	10.1	15 / 458	WLN-F
13	WBLX-F	9 / 2.0	1.2	0.7	2.0	1.1	139 / 4.9	6.1	5.0	9 / 153	WBLX-F

12+ FM Share (Metro): 91.37% (339 of 371) (Spring 98: 90.03%)

18-34	18-49	25-54	35+	Wom 25-54	Men 25-54	12+ AMD	12+ Mid	12+ PMD	12+ Eve	12+ Wknd
1 WCPR-F >>	1 WCPR-F	1 WKNN-F	1 WKNN-F	1 WMJY-F	1 WXRG-F	1 WKNN-F >	1 WKNN-F	1 WKNN-F	1 WKNN-F <	1 WKNN-F
2 WMJY-F	2 WKNN-F	2 WGCM-F	2 WGCM-F >	1 WKNN-F >	2 WKNN-F	2 WZKX-F <	2 WCPR-F <	2 WGCM-F <	2 WJZD-F	2 WCPR-F <
3 WJZD-F	3 WXRG-F	3 WXRG-F <	3 WXRG-F	3 WGCM-F	2 WGCM-F	3 WGCM-F	3 WGCM-F	3 WCPR-F	3 WCPR-F >	3 WGCM-F <
3 WKNN-F	4 WJZD-F <	4 WMJY-F	4 WJZD-F <	3 WZKX-F	4 WCPR-F	3 WJZD-F <	4 WXRG-F <	4 WJZD-F <	4 WZKX-F	4 WJZD-F >
5 WZKX-F	5 WMJY-F	4 WJZD-F	5 WWL	5 WJZD-F	4 WJZD-F	5 WCPR-F	5 WZKX-F <	5 WZKX-F	4 WGCM-F	5 WXYK-F
6 WBLX-F	6 WGCM-F	6 WZKX-F <	5 WZKX-F	6 WXYK-F	6 WZKX-F >	5 WXRG-F	6 WJZD-F <	6 WMJY-F <	6 WXYK-F	5 WZKX-F <
7 WXRG-F	6 WZKX-F >	7 WCPR-F >	7 WOSM-F	7 WCPR-F		7 WMJY-F >	7 WWL <	7 WXRG-F	7 WXRG-F	7 WDLT-F
				7 WLRK-F			8 WMJY-F >	8 WWL <		7 WXRG-F <

Other Rated Stations				Metro Share	Cume Rating	TSA AQH Cume	Other Rated Stations—Outside Market				Metro Share	Cume Rating	TSA AQH Cume
WLRK-F	AC	96.7	Gulfport	1.4	4.3	6 129	KKND-F	AOR-P	106.7	Port Sulphur, LA	0.5	1.8	2 60
WQYZ-F	CL HITS	92.5	Ocean Springs	0.7	2.6	3 74	WABB-F	CHR	97.5	Mobile	1.4	3.9	8 162
WROA	ST	1390	Gulfport	1.6	3.4	7 95	WDWG-F	C/O	104.9	Moss Point	0.5	2.3	3 89
WYMI	N/T	570	Biloxi	0.9	2.9	9 95	WEZB-F	AC/CHR	97.1	New Orleans	0.5	2.0	5 140
WXBD	ST	1490	Biloxi	1.1	2.4	5 67	WLMG-F	SAC	101.9	New Orleans	0.5	1.4	9 122
							WLTS-F	AC	105.3	Kenner, LA	0.5	2.3	3 118
							WNOE-F	C	101.1	New Orleans	1.4	2.4	9 138
							WQUE-F	B	93.3	New Orleans	1.6	6.1	13 246
							WRKH-F	CL AOR	96.1	Mobile	0.7	2.2	3 79
							WRNO-F	CL AOR	99.5	New Orleans	0.7	3.5	6 155
							WTKX-F	AOR	101.5	Pensacola	0.9	2.5	5 80
							WWRO-F	CL AOR	100.7	Pensacola	0.9	2.1	4 58
							WYOK-F	B	104.1	Atmore, AL	1.6	4.8	9 150

FM Stations

WCPR	97.9	50 kw @ 466	AOR	Westwd	Katz	Triad	Wiggins, MS
WGCM	102.3	16 kw @ 358	Oldies		Eastman	Dowdy	
WJZD	94.5	6 kw @ 321	Black	ABC	---		Long Beach, MS
WKNN	99.1	95 kw @ 984	Country	ABC, AMFM	Mc-Guild	AMFM	Pascagoula
WLN-F	95.3	50 kw @ 1181	CHR		---		Lumberton
WMJY	93.7	100 kw @ 984	AC		Mc-Guild	AMFM	
WOSM	103.1	50 kw @ 460	Gospel	AP	---		Ocean Springs
WXRG	105.9	25 kw @ 328	Classic AOR		Katz	Triad	Pascagoula
WXYK	107.1	2.8 kw @ 393	CHR	ABC	Katz	Triad	
WZKX	107.9	92 kw @ 1459	Country		Eastman	Dowdy	Bay St. Louis

Notes: Other ranked stations – See Mobile or New Orleans in the Spring 1999 American Radio . . . 4/99 WXBD, WCPR-F, WLRK-F, WXRG-F, WXYK-F sold by Gulf Coast to Triad for \$7,800,000 (Bergner)

BISMARCK, ND

Arbitron Rank: 262	Pop (12+): 74,100	Stations: 10 / 10	% Below Line: 0.0
Market TSL in Hours: 22.00		Diaries: 463/160:1/65.0%	% Not Listed: 9.8
Average Persons Rating: 16.5		Sample Target: 400	Total Retail Sales: \$1.13 Bil.

12+ Metro	Format	Spring 99		Fall 98	Spg 98	Fall 97	Spg 97	12+ Metro	Fall 98	Spg 98	12+ TSA		
		1/4	Share					Cume / Rtg			AQH / Cume		
1	KFYR	FS	20 / 16.4	16.2	16.2	17.3	16.4	244 / 33.0	33.5	36.6	50 / 674		KFYR
2	KBYZ-F	CL AOR	17 / 13.9	11.1	7.3	12.6	14.8	179 / 24.2	21.2	23.0	21 / 228		KBYZ-F
3	KYYY-F	CHR/AC	14 / 11.5	12.8	15.4	11.0	12.3	218 / 29.5	32.7	34.7	18 / 317		KYYY-F
3	KBMR	C	14 / 11.5	11.1	14.6	9.5	10.7	90 / 12.1	12.5	15.4	27 / 219		KBMR
5	KKCT-F	C	13 / 10.7	10.2	10.5	11.0	9.0	180 / 24.3	21.2	24.5	20 / 260		KKCT-F
5	KACL-F	O	13 / 10.7	10.2	7.3	10.2	7.4	173 / 23.4	17.5	19.2	15 / 231		KACL-F
7	KSSS-F	CL AOR	8 / 6.6	3.4	4.0	4.7	3.3	127 / 17.2	12.4	14.9	13 / 220		KSSS-F
8	KQDY-F	C	5 / 4.1	7.7	8.1	7.9	10.7	109 / 14.7	20.8	18.7	13 / 198		KQDY-F
9	KLXX	ST	4 / 3.3	5.1	4.0	3.9	4.1	72 / 9.8	15.2	13.5	6 / 101		KLXX
10	KNDR-F	REL	2 / 1.6	1.7	4.0	3.2	3.3	42 / 5.7	7.1	8.6	7 / 94		KNDR-F

12+ FM Share (Metro): 65.45% (72 of 110) (Spring 98: 61.95%)

18-34	18-49	25-54	35+	Wom 25-54	Men 25-54	12+ AMD	12+ Mid	12+ PMD	12+ Eve	12+ Wknd
1 KBYZ-F	1 KBYZ-F >	1 KBYZ-F >	1 KFYR >	1 KKCT-F >	1 KBYZ-F >>	1 KFYR >	1 KFYR >	1 KFYR <	1 KYYY-F	1 KBMR <
2 KYYY-F >>	2 KKCT-F	2 KKCT-F	2 KBMR	2 KYYY-F	2 KACL-F	2 KBYZ-F	2 KBYZ-F	2 KBYZ-F <	1 KBYZ-F >	2 KYYY-F
3 KKCT-F	3 KYYY-F	3 KFYR	2 KACL-F	3 KSSS-F	3 KFYR	3 KACL-F <	3 KKCT-F	3 KYYY-F <	3 KKCT-F	3 KFYR
3 KFYR	4 KFYR	3 KACL-F	4 KKCT-F	3 KFYR	4 KKCT-F	4 KKCT-F	3 KACL-F	4 KKCT-F <	4 KACL-F	3 KBYZ-F
	5 KSSS-F	5 KYYY-F	4 KBYZ-F >	3 KBYZ-F		5 KYYY-F	5 KSSS-F	5 KBMR		5 KKCT-F
	5 KACL-F >			3 KACL-F >				5 KACL-F >		5 KACL-F >>

AM Stations

KBMR	1130	10 kw (Days)	Country	CBS	Mc-Guild	Cumulus, pend.
KFYR	550	5 kw (DA-N)	Full Service	ABC	Katz	Clear Channel
KLXX	1270	1 kw/0.25 kw	Standards	Westwd	Christal	Cumulus Mandan

FM Stations

KACL	98.7	100 kw @ 1092	Oldies		Christal	Cumulus
KBYZ	96.5	100 kw @ 1000	Classic AOR	Westwd, CNN	Christal	Cumulus
KKCT	97.5	100 kw @ 830	Country		Christal	Cumulus
KNDR	104.7	100 kw @ 853	Religion	SRN	—	Mandan
KQDY	94.5	100 kw @ 1117	Country	Westwd	Mc-Guild	
KSSS	101.5	100 kw @ 987	Classic AOR		—	Cumulus, pend.
KYYY	92.9	100 kw @ 1180	CHR/AC	ABC	Katz	Clear Channel

Notes:

BLACKSBURG-CHRISTIANSBURG, VA

Arbitron Rank: 215	Pop (12+): 137,400	Stations: 19 / 9	% Below Line: 45.0
Market TSL in Hours: 18.00		Diaries: 518/265:1/54.5%	% Not Listed: 19.4
Average Persons Rating: 13.1		Sample Target: 540	Total Retail Sales: \$1.53 Bil.

12+ Metro	Format	Spring 99 1/4 Share	Fall 98	Spg 98	Fall 97	Spg 97	12+ Metro Cume / Rtg	Fall 98	Spg 98	12+ TSA AQH / Cume	
1	WPSK-F	C	31 / 17.2	16.4	15.9	12.6	332 / 24.2	28.5	31.5	36 / 406	WPSK-F
2	WXLK-F	CHR	27 / 15.0	15.8	15.4	12.6	492 / 35.8	36.6	35.2	35 / 612	WXLK-F
3	WSLQ-F	AC	19 / 10.6	8.2	12.9	12.6	327 / 23.8	20.2	26.7	24 / 402	WSLQ-F
4	WROV-F	AOR	16 / 8.9	10.6	10.8	7.7	327 / 23.8	21.2	20.7	17 / 373	WROV-F
5	WPVR-F	CL AOR	8 / 4.4	5.3	4.6	5.5	224 / 16.3	13.9	13.7	10 / 253	WPVR-F
6	WFNR	T	7 / 3.9	2.9	1.5	1.1	70 / 5.1	4.7	2.6	7 / 70	WFNR
7	WBZV-F	AOR-NR	6 / 3.3	3.5	3.1	2.7	178 / 13.0	10.4	10.6	6 / 183	WBZV-F
7	WBRW-F	CL AOR	6 / 3.3	5.9	5.1	7.7	128 / 9.3	14.9	13.1	6 / 132	WBRW-F
9	WBXW-F	CL HITS	5 / 2.8	0.6	2.6	5.5	88 / 6.4	3.4	7.1	5 / 93	WBXW-F
9	WBLB	G	5 / 2.8	1.8	1.5	3.3	46 / 3.4	3.8	4.6	5 / 57	WBLB

12+ FM Share (Metro): 87.59% (127 of 145) (Spring 98: 94.77%)

18-34	18-49	25-54	35+	Wom 25-54	Men 25-54	12+ AMD	12+ Mid	12+ PMD	12+ Eve	12+ Wknd
1 WXLK-F	1 WPSK-F	1 WPSK-F >>	1 WPSK-F >>	1 WPSK-F >>	1 WPSK-F	1 WPSK-F	1 WPSK-F >	1 WPSK-F	1 WXLK-F >	1 WXLK-F
2 WSLQ-F	2 WXLK-F <	2 WSLQ-F	2 WSLQ-F >	2 WSLQ-F	2 WROV-F	2 WXLK-F	2 WSLQ-F <	2 WXLK-F >	2 WSLQ-F	2 WPSK-F >
2 WROV-F	3 WSLQ-F	3 WROV-F	3 WXLK-F	3 WXLK-F >	3 WSLQ-F >	3 WROV-F <	3 WXLK-F >	3 WSLQ-F	3 WROV-F	3 WSLQ-F <
4 WPSK-F >	4 WROV-F >	4 WXLK-F	3 WFNR	4 WPVR-F	4 WXLK-F	4 WSLQ-F >>	4 WFNR <	3 WROV-F >>	4 WBRW-F	4 WROV-F >
	5 WPVR-F >	5 WPVR-F	5 WBLB	4 WFNR		5 WPVR-F >	5 WROV-F	5 WBXW-F	5 WPSK-F	5 WBRW-F
		6 WFNR	6 WPVR-F	6 WROV-F >>				5 WBZV-F		
			6 WROV-F							
			6 WBXW-F							

Other Rated Stations				Metro Share	Cume Rating	TSA AQH	Cume
WKEX	C	1430	Blacksburg	1.7	3.8	3	53
WKNV	G	890	Fairlawn	0.6	2.3	3	38

Other Rated Stations--Outside Market				Metro Share	Cume Rating	TSA AQH	Cume
WBRF-F	C	98.1	Galax	1.7	4.3	13	179
WFIR	T/N	960	Roanoke	1.1	1.9	2	26
WMQX-F	O	93.1	Winston Salem, NC	1.7	2.0	4	38
WRDJ-F	O	104.9	Roanoke	0.6	1.9	2	36
WTQR-F	C	104.1	Winston Salem, NC	0.6	2.3	5	129
WYYD-F	C	107.9	Amherst	0.6	1.7	1	28

AM Stations

WBLB	1340	1 kw	So. Gospel	USA	---	Pulaski
WFNR	710	10 kw (Days, DA)	Talk	CBS	---	Perception, pend.

FM Stations

WBRW	105.3	12 kw @ 479	Classic AOR	Westwd	---	New River
WBXW	101.7	3 kw @ 64	Classic Hits	Westwd	---	New River Radford
WBZV	100.7	3 kw @ 328	New Rock	JRN	---	New River
WPSK	107.1	1.75 kw @ 1207	Country	Jones, USA	---	New River Pulaski

Notes: Other ranked stations -- See Roanoke-Lynchburg in the Spring 1999 American Radio ... 2/99 WVMJ-F changed from Oldies to Classic AOR as WBRW-F ("The Bear") ... 2/99 WNRV-F changed from Soft AC to Classic Hits as WBXW-F ("The Box") ... 3/99 WFNR and WPSK sold to Perception Media (WWWR, Roanoke) (price NA)

BLUEFIELD, WV

Arbitron Rank: 250	Pop (12+): 94,100	Stations: 24 / 14	% Below Line: 25.6
Market TSL in Hours: 18.50		Diaries: 476/198:1/60.9%	% Not Listed: 11.3
Average Persons Rating: 13.3		Sample Target: 440	Total Retail Sales: \$1.22 Bil.

12+ Metro	Format	Spring 99		Sp98	Fall 98	Sp97	Fall 97	12+ Metro Cume / Rtg	Fall 98	Sp98	12+ TSA AQH / Cume	
		1/4	Share									
1	WHKX-F	C	21 / 16.9	11.5	14.0			240 / 25.5	18.7	21.7	22 / 308	WHKX-F
2	WHAJ-F	AC/CHR	20 / 16.1	14.7	16.3			335 / 35.6	31.4	38.1	34 / 663	WHAJ-F
3	WSTG-F	AC/CHR	8 / 6.4	7.4	7.0			142 / 15.1	16.0	16.2	11 / 185	WSTG-F
4	WJLS-F	C	7 / 5.6	3.3	3.9			118 / 12.5	11.1	14.3	42 / 634	WJLS-F
5	WMEV-F	C	6 / 4.8	5.7	5.4			79 / 8.4	10.2	8.8	14 / 242	WMEV-F
5	WGTH-F	G	6 / 4.8	4.1	2.3			84 / 8.9	7.8	5.6	7 / 96	WGTH-F
7	WMTD-F	AOR/CL	5 / 4.0	7.4	4.7			77 / 8.2	10.0	8.7	7 / 132	WMTD-F
7	WKOY-F	O	5 / 4.0	11.5	12.9			127 / 13.5	23.0	15.3	8 / 145	WKOY-F
7	WKEZ	ST	5 / 4.0	1.6	0.8			42 / 4.4	2.5	2.1	5 / 42	WKEZ
7	WCIR-F	CHR	5 / 4.0	2.5	2.3			96 / 10.2	8.1	6.3	8 / 217	WCIR-F

12+ FM Share (Metro): 85.45% (94 of 110) (Spring 98: 88.29%)

18-34	18-49	25-54	35+	Wom 25-54	Men 25-54	12+ AMD	12+ Mid	12+ PMD	12+ Eve	12+ Wknd
1 WHAJ-F >	1 WHAJ-F	1 WHAJ-F	1 WHKX-F >	1 WHAJ-F	1 WHKX-F	1 WHAJ-F	1 WHKX-F	1 WHKX-F	1 WHAJ-F >	1 WHKX-F <
2 WHKX-F	2 WHKX-F >	1 WHKX-F >>	2 WHAJ-F >>	2 WHKX-F >>	2 WMTD-F	1 WHKX-F >>	2 WHAJ-F >>>	2 WHAJ-F >>	2 WHKX-F >	2 WHAJ-F >
3 WSTG-F >	3 WSTG-F	3 WSTG-F	3 WGTH-F	3 WSTG-F >>	3 WHAJ-F >	3 WGTH-F	3 WKEZ	3 WSTG-F	3 WGTH-F	3 WJLS-F
	4 WMTD-F	4 WMTD-F	3 WKEZ			4 WMTD-F <	3 WSTG-F	4 WCIR-F	4 WSTG-F	4 WMEV-F
	5 WMEV-F	4 WMEV-F				5 WJLS-F	5 WJLS-F	5 WJLS-F	5 WJLS-F	4 WSTG-F
	5 WJLS-F	4 WJLS-F				6 WSTG-F	5 WCIR-F	5 WHQX-F	5 WJLS-F	4 WSTG-F
	5 WCIR-F									

Other Rated Stations				Metro Share	Cume Rating	TSA AQH Cume	Other Rated Stations--Outside Market				Metro Share	Cume Rating	TSA AQH Cume		
WAEY	G	1490	Princeton	1.6	2.7	2	26	WPVR-F	CL AOR	94.9	Roanoke, VA	0.8	3.3	7	82
WGTH	G	540	Richlands, VA	3.2	4.0	5	66	WQUT-F	AOR/CL	101.5	Johnson City, TN	0.8	3.0	5	90
WHIS-AA	FS/T	1140	Bluefield	3.2	5.2	4	49	WSLQ-F	AC	99.1	Roanoke, VA	0.8	2.4	5	67
WRIC-F	CL HITS	100.7	Richlands	2.4	7.6	6	118	WTFM-F	AC	103.5	Kingsport, TN	0.8	3.2	5	87
WYRV	G	770	Cedar Bluff	0.8	2.5	1	38	WXBQ-F	C	96.9	Bristol, TN	0.8	2.6	10	172
								WXLK-F	CHR	92.3	Roanoke, VA	3.2	11.1	16	286

AM Stations

WHIS	1440	5 kw/0.5 kw	Full Svc/Talk	TARN, Westwd	---	Adventure
WKEZ	1240	1 kw	Standards	CNN, Westwd	---	Adventure
WTZE	1470	5 kw (Days)	Simul. WHIS			Tazewell, VA

FM Stations

WGTH	105.5	0.45 kw @ 800	Gospel	UPI	---	Richlands, VA
WHAJ	104.5	100 kw @ 1200	AC/CHR	Westwd	---	Adventure
WHKX	106.3	0.22 kw @ 1122	Country	Westwd	---	Adventure
WHQX	107.7	0.55 kw @ 751	Simul. WHKX-F			Cedar Bluff, VA
WKOY	100.9	0.63 kw @ 641	Oldies	Westwd	---	Adventure
WKQY	100.1	4 kw @ 398	Simul. WKOY-F			Tazewell
WSTG	95.9	0.48 kw @ 1141	AC/CHR	ABC	---	WAEY
						Princeton

Notes: Other ranked stations -- See Beckley, WV or in the Spring 1999 American Radio, Johnson City-Kingsport-Bristol or Roanoke-Lynchburg . . . 3/99 WPVO changed calls to WAEY; remains Gospel . . . 3/99 WAEY-F changed from Country to Hot AC (AC/CHR) as WSTG-F ("Star 95")

BRUNSWICK, GA

Arbitron Rank: 269	Pop (12+): 54,800	Stations: 16 / 9	% Below Line: 25.6
Market TSL in Hours: 19.25	Diaries: 391/140:1/46.6%	% Not Listed: 12.8	
Average Persons Rating: 14.2	Sample Target: 400	Total Retail Sales: \$0.8 Bil.	

12+ Metro	Format	Spring 99 1/4 Share	Fall 98	Spg 98	Fall 97	Spg 97	12+ Metro Cume / Rtg	Fall 98	Spg 98	12+ TSA AQH / Cume	
1	WSOL-F	B/AC	9 / 11.5	16.0	8.8		94 / 17.1	21.3	16.5	20 / 230	WSOL-F
2	WXMK-F	CHR	8 / 10.2	9.3	8.8		127 / 23.2	18.4	18.4	10 / 183	WXMK-F
2	WSEG-F	B/AC	8 / 10.2	8.0	10.1		90 / 16.4	17.0	14.9	9 / 139	WSEG-F
4	WYNR-F	C	7 / 9.0	12.0	11.3		101 / 18.5	22.6	21.1	11 / 164	WYNR-F
5	WWSN-F	AC	6 / 7.7	5.3	6.3		94 / 17.1	13.4	13.0	16 / 241	WWSN-F
5	WGIG	N/T	6 / 7.7	6.7	10.1		103 / 18.8	15.6	17.2	7 / 124	WGIG

12+ FM Share (Metro): 83.82% (57 of 68) (Spring 98: 80.00%)

18-34	18-49	25-54	35+	Wom 25-54	Men 25-54	12+ AMD	12+ Mid	12+ PMD	12+ Eve	12+ Wknd
1 WXMK-F	1 WSOL-F	1 WSOL-F	1 WSOL-F >	1 WSOL-F	1 WHFX-F	1 WGIG	1 WSOL-F	1 WXMK-F	1 WXMK-F	1 WSEG-F
1 WSEG-F	2 WXMK-F	2 WWSN-F	2 WWSN-F	2 WXMK-F	2 WSOL-F >	1 WMOG <	1 WGIG <	2 WSOL-F	1 WSEG-F	2 WSOL-F
3 WYNR-F >>>	2 WSEG-F >	3 WHFX-F	2 WGIG	2 WSEG-F >	3 WYNR-F	3 WSOL-F <	3 WXMK-F	3 WWSN-F	3 WSOL-F	3 WYNR-F
4 WHFX-F	3 WSEG-F	4 WMOG	4 WBGA-F	3 WSEG-F	4 WYNR-F	4 WWSN-F	3 WWSN-F	4 WSEG-F	4 WSNF	3 WXMK-F >
4 WYNR-F	3 WYNR-F	4 WYNR-F	4 WYNR-F	3 WWSN-F	4 WXMK-F	5 WSEG-F	5 WYNR-F	5 WYNR-F	4 WYNR-F >	
4 WWSN-F >	3 WXMK-F		4 WWSN-F >	3 WWRR-F >>		5 WYNR-F >				

Other Rated Stations				Metro Share	Cume Rating	TSA AQH	Cume	Other Rated Stations--Outside Market				Metro Share	Cume Rating	TSA AQH	Cume
WBGA-F	C	102.5	Waycross	5.1	11.5	12	245	WFYV-F	AOR	104.5	Jacksonville	2.6	4.9	8	132
WHFX-F	CL AOR	92.7	St. Simon's	5.1	9.3	5	68	WGCO-F	O	98.3	Midway, GA	2.6	8.0	2	74
WMOG	ST	1490	Brunswick	5.1	13.1	5	92	WPLA-F	AOR-NR	93.3	Callahan, FL	2.6	8.0	11	135
WSFN	SPRTS	790	Brunswick	1.3	5.1	1	34	WQIK-F	C	99.1	Jacksonville	1.3	2.8	4	76
								WSKX-F	B	92.3	Hinesville, GA	1.3	5.0	1	48
								WWRR-F	CL HITS	101.5	Brunswick	3.8	10.9	11	190

AM Stations

WGIG	1440	5 kw/1 kw (DA-N)	News/Talk	CBS	Regional	Root
WMOG	1490	0.6 kw	Standards	ABC	Regional	Root

FM Stations

WBGA	102.5	97 kw @ 994	Country	Westwd	---	Root	Waycross
WHFX	92.7	6 kw @ 328	Classic AOR	Westwd	Regional	Root	St. Simon's
WSEG	104.1	4.2 kw @ 390	Black AC	ABC	---	WXMK-F	
WWSN	107.7	100 kw @ 997	AC	Westwd, JRN	---	Root	Waycross
WXMK	105.9	15 kw @ 420	CHR	ABC	---	WSEG-F	Dock Junction
WYNR	107.7	50 kw @ 403	Country	ABC	---	Root	Darien

Notes: WSOL-F -- See Jacksonville in the Spring 1999 American Radio

BRYAN-COLLEGE STATION, TX

Arbitron Rank: 239	Pop (12+): 111,800	Stations: 17 / 12	% Below Line: 5.2
Market TSL in Hours: 15.75		Diaries: 477/234:1/53.1%	% Not Listed: 15.7
Average Persons Rating: 12.0		Sample Target: 470	Total Retail Sales: \$1.36 Bil.

12+ Metro	Format	Spring 99 1/4 Share	Fall 98	Spq 98	Fall 97	Spq 97	12+ Metro Cume / Rtg	Fall 98	Spq 98	12+ TSA AQH / Cume	
1	KKYS-F	21 / 15.6	20.8	18.3	13.3	11.7	385 / 34.4	38.3	43.9	26 / 466	KKYS-F
2	KVJM-F	17 / 12.7	7.4	8.5	5.6	6.5	159 / 14.2	12.4	12.8	25 / 232	KVJM-F
3	KORA-F	13 / 9.7	8.7	11.1	15.4	11.7	221 / 19.8	19.7	24.5	20 / 293	KORA-F
4	KTSR-F	AOR	9 / 6.7	8.0	5.9	6.3	217 / 19.4	22.0	20.4	18 / 270	KTSR-F
5	WTAW	T	8 / 6.0	4.7	8.5	5.6	175 / 15.6	12.0	15.0	12 / 221	WTAW
5	KAGG-F	C	8 / 6.0	8.0	4.6	8.4	258 / 23.1	27.8	20.1	15 / 414	KAGG-F
7	KZTR-F	AC/CHR	7 / 5.2	2.0	3.3	4.2	204 / 18.2	9.3	9.9	10 / 268	KZTR-F
8	KHLR-F	AOR-NR	6 / 4.5	4.0	3.9	5.6	184 / 16.5	16.3	18.2	6 / 206	KHLR-F
8	KBMA-F	SP-TJ	6 / 4.5	4.7	4.6	4.9	63 / 5.6	7.2	8.2	6 / 75	KBMA-F

12+ FM Share (Metro): 87.61% (99 of 113) (Spring 98: 82.58%)

18-34	18-49	25-54	35+	Wom 25-54	Men 25-54	12+ AMD	12+ Mid	12+ PMD	12+ Eve	12+ Wknd
1 KKYS-F >	1 KKYS-F >	1 KKYS-F >	1 KORA-F	1 KKYS-F >>	1 KTSR-F	1 KKYS-F >	1 KKYS-F >	1 KKYS-F	1 KVJM-F >>	1 KVJM-F
2 KVJM-F	2 KVJM-F	2 KVJM-F	2 KVJM-F	2 KVJM-F	2 KORA-F	2 KORA-F >	2 KORA-F >	2 KORA-F <	2 KVJM-F	2 KKYS-F >
3 KTSR-F	3 KTSR-F	2 KORA-F	2 KKYS-F	3 KORA-F >	3 KVJM-F >	3 KVJM-F	3 KVJM-F	3 KORA-F	3 WTAW	3 KORA-F
4 KHLR-F	4 KORA-F	4 KTSR-F	4 WTAW	4 KTTX-F	4 WTAW	3 KAGG-F <	4 WTAW <	4 KTSR-F	4 KHLR-F	4 WTAW
4 KAGG-F	5 KAGG-F	4 WTAW	4 KTAM >	4 KZTR-F	4 KKYS-F	5 KTSR-F >	5 KTSR-F <	5 KZTR-F	5 KAGG-F	5 KBMA-F
6 KZTR-F	6 WTAW	6 KAGG-F	6 KAGG-F >	4 WTAW >>	4 KAGG-F >>	6 KZTR-F	6 KAGG-F	5 KAGG-F >	5 KZTR-F	6 KTSR-F
6 KORA-F	7 KZTR-F	7 KZTR-F				6 KTAM	7 KBMA-F			
	7 KHLR-F	7 KTTX-F >								

Other Rated Stations				Metro Share	Cume Rating	TSA AQH Cume	Other Rated Stations—Outside Market				Metro Share	Cume Rating	TSA AQH Cume		
KAGC	REL	1510	Bryan	0.7	2.3	2	57	KBXX-F	B/CHR	97.9	Houston	1.5	5.0	5	107
KTAM	ST	1240	Bryan	3.7	7.5	6	101	KHMX-F	AC/CHR	96.5	Houston	0.7	2.4	1	50
KTTX-F	C	106.1	Brenham	3.7	14.6	9	211	KLDE-F	O	94.5	Houston	1.5	3.1	5	53
								KMJQ-F	B/AC	102.1	Clear Lake City	0.7	3.4	5	83
								KRBE-F	CHR	104.1	Houston	0.7	3.8	4	119

AM Stations

KTAM	1240	1 kw	Standards	ABC	—	KORA/KHLR
WTAW	1150	1 kw/0.5 kw (DA-N)	Talk	CBS, Westwd, ABC	—	AMFM

FM Stations

KAGG	96.1	40 kw @ 538	Country	Allied	Sunburst	Madisonville
KBMA	99.5	3 kw @ 328	Hispanic-Tejano	Caballero		
KHLR	103.9	25 kw @ 695	AOR-New Rock	—	KTAM/KORA	Cameron
KKYS	104.7	50 kw @ 285	CHR/AC	Mc-Guild	Sunburst	
KORA	98.3	0.9 kw @ 528	Country	ABC	—	KTAM/KHLR
KTSR	92.1	3 kw @ 275	AOR	—	AMFM	
KVJM	94.3	3 kw @ 300	Black	ABC, AURN	—	Heame
KZTR	101.9	25 kw @ 328	AC	Westwd	—	Equicom
						Franklin

Notes:

BURLINGTON, VT

Arbitron Rank: 224	Pop (12+): 125,400	Stations: 14 / 14	% Below Line: 0.0
Market TSL in Hours: 21.00		Diaries: 340/369:1/55.1%	% Not Listed: 15.9
Average Persons Rating: 15.6		Sample Target: 330	Total Retail Sales: \$1.71 Bil.

12+ Metro	Format	Spring 99 1/4 Share	Fall 98	Sp98	Fall 97	Sp97	12+ Metro Cume / Rtg	Fall 98	Sp98	12+ TSA AQH / Cume	Revenue Level	
1	WXXX-F	CHR	29 / 14.9	12.1	9.3	7.4	384 / 30.6	33.0	33.3	59 / 873	C	WXXX-F
2	WOKO-F	C	25 / 12.8	18.7	16.2	15.8	274 / 21.8	25.8	24.0	116 / 1185	C	WOKO-F
3	WCPV-F	CL AOR	22 / 11.3	7.2	14.7	8.4	230 / 18.3	18.6	19.9	43 / 469	C	WCPV-F
4	WEZF-F	SAC	17 / 8.7	8.3	7.9	8.4	275 / 21.9	27.3	22.0	45 / 883	D	WEZF-F
5	WKOL-F	O	14 / 7.2	7.2	3.9	5.9	216 / 17.2	15.3	12.2	46 / 650	B	WKOL-F
6	WBTZ-F	AOR-NR	13 / 6.7	6.6	4.4	6.9	226 / 18.0	21.4	15.4	29 / 604	A	WBTZ-F
7	WJOY	ST	11 / 5.6	5.0	4.4	4.4	140 / 11.2	8.3	9.3	18 / 229		WJOY
8	WIZN-F	AOR	10 / 5.1	5.0	6.9	11.4	184 / 14.6	15.0	21.0	31 / 666	C	WIZN-F
9	WCVT-F	CL	7 / 3.6	1.1	1.5		83 / 6.6	3.9	3.3	8 / 157		WCVT-F
10	WNCS-F	AOR-P	6 / 3.1	3.9	3.4	3.5	101 / 8.1	12.8	10.7	13 / 266		WNCS-F

12+ FM Share (Metro): 88.41% (145 of 164) (Spring 98: 86.23%)

18-34	18-49	25-54	35+	Wom 25-54	Men 25-54	12+ AMD	12+ Mid	12+ PMD	12+ Eve	12+ Wknd
1 WXXX-F	1 WXXX-F	1 WCPV-F	1 WOKO-F >	1 WXXX-F >	1 WCPV-F >	1 WXXX-F <	1 WOKO-F <	1 WXXX-F	1 WXXX-F >	1 WXXX-F
2 WCPV-F >	2 WCPV-F >	2 WXXX-F	2 WEZF-F	2 WCPV-F	2 WOKO-F	2 WCPV-F <	2 WXXX-F	2 WOKO-F	2 WOKO-F	2 WCPV-F <
3 WBTZ-F	3 WOKO-F	3 WOKO-F	3 WKOL-F	3 WEZF-F	3 WEZF-F >	3 WOKO-F >	3 WCPV-F	3 WBTZ-F <	2 WBTZ-F	3 WOKO-F
4 WIZN-F >	3 WEZF-F	3 WEZF-F >	3 WJOY	4 WOKO-F	4 WXXX-F	4 WEZF-F	4 WEZF-F	4 WCPV-F	4 WEZF-F	4 WEZF-F <
5 WOKO-F	5 WKOL-F	5 WKOL-F >	5 WCPV-F	5 WKOL-F >	4 WKOL-F	5 WKOL-F	5 WKOL-F	5 WKOL-F	5 WCPV-F >	5 WKOL-F >
	5 WBTZ-F				4 WIZN-F	5 WJOY <	5 WBTZ-F	5 WEZF-F >		6 WJOY
						7 WIZN-F >>				6 WBTZ-F

Other Rated Stations				Metro Share	Cume Rating	TSA AQH	Cume
WEAV	T	960	Plattsburgh, NY	0.5	3.2	3	92
WKDR	T	1390	Burlington	1.5	4.9	8	162
WVMT	FS	620	Burlington	2.1	6.6	6	136
WXPS-F	C	96.7	Willsboro, NY	1.0	3.7	4	97

AM Stations

WJOY	1230	1 kw	Standards	Westwd	D&R	Hall
------	------	------	-----------	--------	-----	------

FM Stations

WBTZ	99.9	100 kw @ 984	New Rock		Allied	WEAV	Plattsburgh
WCPV	101.3	1 kw @ 797	Classic AOR	Westwd	Katz	AMFM	Essex, NY
WCVT	101.7	0.043 kw @ 2654	Classical		---	WKDR	Stowe
WEZF	92.9	46 kw @ 2700	Soft AC		Sentry	AMFM	
WIZN	106.7	50 kw @ 374	AOR		Mc-Guild	Deer River	Vergennes
WKOL	105.1	23.5 kw @ 338	Oldies	Westwd	D&R	Hall	Plattsburgh, NY
WNCS	104.7	1.9 kw @ 2080	Progressive AOR		---	Northeast	Montpelier
WOKO	98.9	100 kw @ 297	Country		D&R	Hall	
WXXX	95.5	25 kw @ 236	CHR		Mc-Guild	WVMT	S. Burlington

Notes: WEAV is LMA'd by AMFM . . . WBTZ-F is LMA'd by WIZN-F . . . 4/99 WEAV changed from simulcasting Country WXPS-F to Talk

CAPE COD, MA

Arbitron Rank: 184 Pop (12+): 178,100
 Market TSL in Hours: 22.75
 Average Persons Rating: 17.5

Stations: 32 / 12
 Diaries: 514/346:1/47.9%
 Sample Target: 560

% Below Line: 22.1
 % Not Listed: 11.2
 Total Retail Sales: \$2.8 Bil.

12+ Metro	Format	Spring 99 1/4 Share	Fall 98	Spg 98	Fall 97	Spg 97	12+ Metro Cume / Rtg	Fall 98	Spg 98	12+ TSA AQH / Cume	
1	WQRC-F	SAC	36 / 11.5	8.2	11.8	10.9	394 / 22.1	23.5	24.5	37 / 420	WQRC-F
2	WFCC-F	CL	28 / 9.0	7.5	6.6	7.6	305 / 17.1	16.7	14.6	29 / 333	WFCC-F
3	WOCN-F	ST	23 / 7.4	10.6	8.2	8.9	235 / 13.2	17.2	16.6	23 / 243	WOCN-F
4	WCIB-F	CL HITS	21 / 6.7	5.1	9.9	7.6	315 / 17.7	17.7	18.8	23 / 343	WCIB-F
5	WXTK-F	T	20 / 6.4	6.5	7.6	8.6	242 / 13.6	13.6	15.9	21 / 253	WXTK-F
6	WCOD-F	AC	18 / 5.8	6.8	4.6	5.3	282 / 15.8	16.0	13.1	18 / 285	WCOD-F
7	WRZE-F	CHR	17 / 5.4	6.1	6.2	5.3	316 / 17.7	21.5	17.0	21 / 355	WRZE-F
8	WPXC-F	AOR	15 / 4.8	4.8	3.9	4.0	279 / 15.6	14.0	12.7	16 / 312	WPXC-F
9	WKPE-F	AOR	14 / 4.5	3.7	4.9	5.9	277 / 15.6	11.1	11.8	14 / 280	WKPE-F
10	WPLM-F	SAC	9 / 2.9	1.0	2.0	1.6	143 / 8.0	4.7	6.5	9 / 155	WPLM-F
10	WMVY-F	AOR-P	9 / 2.9	2.4	2.3	4.9	153 / 8.6	7.1	6.9	15 / 220	WMVY-F
12	WCTK-F	C	8 / 2.6	3.1	3.0	3.3	135 / 7.6	7.7	9.5	10 / 157	WCTK-F
13	WWKJ-F	CL AOR	6 / 1.9	2.0	2.6	2.0	145 / 8.1	7.6	9.6	8 / 163	WWKJ-F
13	WEEI	SPRTS	6 / 1.9	1.7	1.3	1.6	112 / 6.3	3.9	6.1	6 / 114	WEEI
13	WBZ	N/T	6 / 1.9	4.4	1.6	1.6	153 / 8.6	10.0	7.5	6 / 161	WBZ

12+ FM Share (Metro): 93.86% (260 of 277) (Spring 98: 93.68%)

18-34	18-49	25-54	35+	Wom 25-54	Men 25-54	12+ AMD	12+ Mid	12+ PMD	12+ Eve	12+ Wknd	
1	WCOD-F	1	WCIB-F	1	WQRC-F	1	WQRC-F >	1	WQRC-F <	1	WFCC-F
1	WPXC-F	2	WPXC-F <	2	WFCC-F	2	WOCN-F	2	WXTK-F <	2	WQRC-F
1	WRZE-F	3	WKPE-F <	2	WQRC-F	3	WOCN-F >	3	WFCC-F	3	WRZE-F
4	WKPE-F	4	WCOD-F	4	WXTK-F	4	WRZE-F	4	WFCC-F <	4	WOCN-F
4	WCIB-F	5	WRZE-F	5	WKPE-F	5	WCOD-F <	5	WCOD-F	5	WCIB-F
6	WWKJ-F	5	WQRC-F >	6	WXTK-F	6	WFCC-F	6	WCIB-F <	6	WXTK-F
		7	WMVY-F	6	WFCC-F	5	WMVY-F	7	WRZE-F <	5	WOCN-F
		7	WXTK-F	5	WPXC-F	6	WEEI	5	WOCN-F	7	WCOD-F >

Other Rated Stations	Metro Share	Cume Rating	TSA AQH Cume	Other Rated Stations--Outside Market	Metro Share	Cume Rating	TSA AQH Cume
WYST-F	AC	93.5	Harwich Port	0.3	4.1	1	72
WBCN-F	AOR	104.1	Boston	0.6	2.7	3	51
WBMX-F	AC	98.5	Boston	0.6	4.8	2	89
WBRU-F	AOR-P	95.5	Providence	0.3	2.9	1	64
WCRB-F	CL	102.5	Waltham, MA	0.3	2.1	1	37
WFHN-F	CHR	107.1	Fairhaven, MA	0.6	4.9	3	108
WHJY-F	AOR	94.1	Providence	1.0	3.1	3	61
WJMN-F	CHR	94.5	Boston	1.6	9.5	6	177
WMJX-F	AC	106.7	Boston	1.0	4.0	3	75
WODS-F	O	103.3	Boston	1.6	5.8	5	103
WRKO	T	680	Boston	1.6	5.1	5	95
WSNE-F	AC	93.3	Taunton, MA	0.6	3.5	3	66
WWBB-F	O	101.5	Providence	0.3	2.5	1	49
WWLI-F	SAC	105.1	Providence	0.3	3.1	1	55
WWRX-F	CL AOR	103.7	Westerly, RI	0.3	2.6	1	47
WXKS-F	CHR	107.9	Medford, MA	1.0	4.3	3	77
WZLX-F	CL AOR	100.7	Boston	1.0	3.4	3	62

FM Stations

WCIB	101.9	50 kw @ 479	Classic Hits	Westwd, ABC	Mc-Guild	WPXC-F/WRZE-F	Falmouth
WCOD	106.1	50 kw @ 450	AC		Christal	Boch	Hyannis
WFCC	107.5	50 kw @ 341	Classical		Allied	Charles River	Chatham
WKPE	104.7	50 kw @ 504	AOR		---	Charles River	Orleans
WMVY	92.7	3 kw @ 285	AOR	AP	Katz	Aritaur	Tisbury
WOCN	103.9	3 kw @ 315	Standards	CBS	Allied	Sandab	S. Yarmouth
WPLM	99.1	50 kw @ 430	Soft AC	Westwd	K&P		Plymouth
WPXC	102.9	3.1 kw @ 462	AOR		Mc-Guild	WCIB-F/WRZE-F	Hyannis
WQRC	99.9	50 kw @ 378	Soft AC	AP	Sentry	Sandab	Barnstable
WRZE	96.3	50 kw @ 394	CHR		Mc-Guild	WCIB-F/WPXC-F	Nantucket
WWKJ	101.1	3.7 kw @ 253	Classic AOR	Westwd	Christal	Boch	Mashpee
WXTK	94.9	50 kw @ 395	Talk	CNN, Westwd	Christal	Boch	W. Yarmouth

Notes: Other ranked stations - See New Bedford or in the Spring 1999 American Radio, Boston . . . 5/99 WKPE-F sold by Roth to Charles River for \$2,800,000

CASPER, WY

Arbitron Rank: 270	Pop (12+): 50,700	Stations: 11 / 11	% Below Line: 0.0
Market TSL in Hours: 22.50		Diaries: 484/105:1/61.9%	% Not Listed: 8.3
Average Persons Rating: 16.6		Sample Target: 400	Total Retail Sales: \$0.62 Bil.

12+ Metro	Format	Spring 99 1/4 Share	Fall 98	Spg 98	Fall 97	Spg 97	12+ Metro Cume / Rtg	Fall 98	Spg 98	12+ TSA AQH / Cume	
1	KTRS-F	CHR	11 / 13.1	12.4	16.2	14.2	141 / 27.9	27.7	31.6	12 / 180	KTRS-F
1	KRVK-F	CL AOR	11 / 13.1	11.1			128 / 25.3	22.6		15 / 188	KRVK-F
3	KWYY-F	C	10 / 11.9	9.9	6.2	9.5	101 / 19.9	15.0	13.5	13 / 151	KWYY-F
3	KQLT-F	C	10 / 11.9	12.4	18.6	17.8	119 / 23.4	26.2	37.2	12 / 177	KQLT-F
5	KTWO	C/FS	8 / 9.5	12.4	11.2	11.8	105 / 20.8	27.4	23.4	13 / 192	KTWO
6	KMLD-F	O	7 / 8.3	6.2	9.9	3.6	84 / 16.6	14.5	19.0	7 / 104	KMLD-F
6	KASS-F	CL AOR	7 / 8.3	9.9	12.4	15.4	98 / 19.0	19.0	21.2	8 / 131	KASS-F
8	KVOC	O	6 / 7.1	4.9	3.7	7.1	67 / 13.2	9.6	13.3	6 / 70	KVOC
9	KMGW-F	AC	5 / 5.9	7.4	12.4	8.3	72 / 14.2	19.1	23.6	6 / 104	KMGW-F

12+ FM Share (Metro): 80.52% (62 of 77) (Spring 98: 82.43%)

18-34	18-49	25-54	35+	Wom 25-54	Men 25-54	12+ AMD	12+ Mid	12+ PMD	12+ Eve	12+ Wknd
1 KTRS-F	1 KRVK-F >	1 KRVK-F	1 KTWO	1 KRVK-F	1 KRVK-F	1 KQLT-F	1 KRVK-F	1 KRVK-F	1 KTRS-F >	1 KTRS-F
1 KRVK-F >>	2 KTRS-F	2 KQLT-F	1 KQLT-F	2 KTRS-F	2 KQLT-F	2 KWYY-F	2 KQLT-F <	2 KTRS-F	2 KTWO	2 KWYY-F
3 KWYY-F	3 KQLT-F	3 KASS-F	3 KWYY-F	2 KQLT-F >	2 KASS-F	2 KTWO <	3 KWYY-F	3 KWYY-F	3 KWYY-F	2 KRVK-F
3 KQLT-F >	3 KASS-F	4 KWYY-F	3 KVOC	4 KWYY-F	4 KWYY-F	4 KRVK-F <	3 KTRS-F	3 KQLT-F	3 KVOC	2 KQLT-F >
	5 KWYY-F	4 KTRS-F	5 KRVK-F	4 KMLD-F	4 KTWO	5 KTRS-F	5 KTWO	5 KMLD-F	3 KRVK-F	5 KVOC
	5 KMLD-F	4 KMLD-F	5 KMLD-F	4 KMGW-F >>	4 KMLD-F >	6 KMLD-F	6 KASS-F <	5 KASS-F	3 KMLD-F	5 KMLD-F
									3 KASS-F >	

Other Rated Stations				Metro Share	Cume Rating	TSA AQH	Cume
KHOC-F	AC/CHR	102.5	Casper	1.2	4.4	1	26
KUYO	REL	830	Evansville	1.2	1.9	3	31

AM Stations

KTWO	1030	50 kw (DA-N)	Country/Full Svc	CBS, ESPN	Eastman	Clear Channel	
KUYO	830	10 kw (Days)	Religion	SRN	---		Evansville
KVOC	1230	1 kw	Oldies	ABC	Eastman	KASS-F/KQLT-F	

FM Stations

KASS	106.9	100 kw @ 1824	Classic AOR	ABC	K&P	KVOC/KQLT-F	
KHOC	102.5	100 kw @ 1834	AC/CHR		Mc-Guild	KVOC/KASS-F	
KMGW	94.5	65 kw @ 1908	AC	ABC	Eastman	Mtn. States, pend.	
KMLD	97.3	0.09 kw @ 1808	Oldies		---	Clr Chnl, pend.	
KQLT	103.7	59.3 kw @ 1909	Country	ABC	Mc-Guild	KVOC/KASS-F	
KRVK	107.7	100 kw @ 1949	Classic AOR		---	Clr Chnl, pend.	Midwest
KTRS	104.7	0.185 kw @ 1774	CHR		---	Clr Chnl, pend.	
KWYY	95.5	100 kw @ 1920	Country		---	Clr Chnl, pend.	

Notes: 4/99 KUYO sold for \$75,000 . . . 7/99 KMLD-F, KTRS-F and KWYY-F sold to Clear Channel for KMGW-F + \$2,100,000 (Star); in a related action, KRVK-F was sold to Clear Channel for \$200,000. The sales have been challenged by the FCC

CHAMPAIGN, IL

Arbitron Rank: 204 Pop (12+): 146,000
 Market TSL In Hours: 18.00
 Average Persons Rating: 13.4

Stations: 15 / 11
 Diaries: 513/285:1/58.5%
 Sample Target: 550

% Below Line: 8.2
 % Not Listed: 22.1
 Total Retail Sales: \$1.45 Bil.

12+ Metro	Format	Spring 99 1/4 Share	Fall 98	Spg 98	Fall 97	Spg 97	12+ Metro Cume / Rtg	Fall 98	Spg 98	12+ TSA AQH / Cume	
1 WLRW-F	CHR/AC	24 / 12.3	8.7	8.0	9.3	10.0	427 / 29.3	23.4	26.1	36 / 760	WLRW-F
2 WIXY-F	C	21 / 10.8	14.8	17.4	18.5	15.5	332 / 22.7	23.9	23.0	46 / 724	WIXY-F
3 WKIO-F	O	17 / 8.7	6.6	6.1	7.2	5.0	278 / 19.1	15.6	17.5	35 / 550	WKIO-F
4 WDWS	T	16 / 8.2	9.7	9.4	9.8	10.0	267 / 18.3	19.3	17.1	17 / 315	WDWS
5 WQQB-F	CHR	14 / 7.2	5.1	5.6	5.7	5.0	351 / 24.0	17.0	22.7	19 / 499	WQQB-F
6 WPGU-F	AOR-NR	12 / 6.2	5.1	4.7	7.2	5.0	311 / 21.3	17.0	17.0	13 / 379	WPGU-F
7 WHMS-F	AC	11 / 5.6	10.7	6.6	7.2	6.7	250 / 17.1	20.1	17.8	16 / 375	WHMS-F
7 WGKC-F	CL AOR	11 / 5.6	5.6	4.7	3.6	5.6	269 / 18.4	13.9	16.5	15 / 371	WGKC-F
9 WLS	T	10 / 5.1	3.6	3.8	3.6	3.9	126 / 8.6	7.9	8.5	31 / 406	WLS

12+ FM Share (Metro): 80.26% (122 of 152) (Spring 98: 75.72%)

18-34	18-49	25-54	35+	Wom 25-54	Men 25-54	12+ AMD	12+ Mid	12+ PMD	12+ Eve	12+ Wknd
1 WLRW-F >>	1 WLRW-F >	1 WLRW-F	1 WDWS <	1 WLRW-F >	1 WKIO-F	1 WDWS <	1 WLRW-F >	1 WLRW-F	1 WQQB-F <	1 WIXY-F >
2 WPGU-F	2 WIXY-F	2 WKIO-F <	2 WKIO-F	2 WKIO-F	2 WLRW-F	2 WLRW-F <	2 WKIO-F	2 WQQB-F	2 WIXY-F	2 WLRW-F
3 WQQB-F	3 WPGU-F	3 WIXY-F	2 WIXY-F >	2 WIXY-F	2 WIXY-F	3 WIXY-F	3 WIXY-F	2 WIXY-F	3 WHMS-F	2 WDWS <
4 WIXY-F	4 WQQB-F	4 WGKC-F	4 WLS >	4 WQQB-F	2 WGKC-F	4 WKIO-F >	4 WDWS	4 WPGU-F <	4 WPGU-F	4 WKIO-F
5 WGKC-F	4 WKIO-F	5 WQQB-F	5 WLRW-F	4 WHMS-F	5 WHMS-F	5 WGKC-F	5 WPGU-F <	5 WKIO-F	4 WLRW-F >	5 WQQB-F
	4 WGKC-F >	5 WHMS-F	5 WHMS-F	6 WGKC-F	5 WDWS	6 WLS <	6 WLS	6 WLS	6 WDWS	5 WGKC-F
		5 WDWS >		6 WDWS >		7 WPGU-F	6 WHMS-F <	7 WGKC-F		7 WHMS-F

Other Rated Stations				Metro Share	Cume Rating	TSA AQH Cume	Other Rated Stations--Outside Market				Metro Share	Cume Rating	TSA AQH Cume
WBCP	B/AC	1580	Urbana	1.0	2.9	2 42	WCZQ-F	C	105.5	Monticello	1.0	2.0	4 67
WEBX-F	AOR-P	93.5	Tuscola	0.5	2.1	1 43	WGN	FS/T	720	Chicago	1.0	4.9	16 262
WZNF-F	AOR	95.3	Rantoul	3.6	10.3	17 297	WIAL-F	C	99.1	Danville	1.0	5.0	8 229

AM Stations

WBCP	1580	0.25 kw (Days)	Black AC	ABC	---
WDWS	1400	1 kw	Talk	CBS, Westwd, ESPN	Christal WHMS-F

FM Stations

WGKC	105.9	3 kw @ 328	Classic AOR	ABC	---	Commun. Svc.	Mahomet
WHMS	97.5	50 kw @ 358	AC	CBS	Christal	WDWS	
WIXY	100.3	13 kw @ 453	Country		Katz	Saga	
WKIO	92.5	11.5 kw @ 485	Oldies	Westwd, CNN	Interep	Tak	
WLRW	94.5	50 kw @ 390	CHR/AC		Katz	Saga	
WPGU	107.1	3 kw @ 235	New Rock	ABC	Katz	Daily Illini	
WQQB	96.1	3.8 kw @ 403	CHR		Banner	Commun. Svc.	Rantoul

Notes: WLS -- See Chicago in the Spring 1999 American Radio ... 9/99 WZNF-F changed from AOR to Country as "B-95"

CHARLOTTESVILLE, VA

Arbitron Rank: 223	Pop (12+): 126,100	Stations: 17 / 11	% Below Line: 6.5
Market TSL in Hours: 18.50		Diaries: 474/266:1/52.4%	% Not Listed: 30.6
Average Persons Rating: 13.5		Sample Target: 470	Total Retail Sales: \$1.48 Bil.

12+ Metro	Format	Spring 99 1/4 Share	Fall 98	Spq 98	Fall 97	Spq 97	12+ Metro Cume / Rtg	Fall 98	Spq 98	12+ TSA AQH / Cume	
1	WWWV-F	20 / 11.8	6.3	8.4	7.9	8.1	293 / 23.2	21.6	18.8	25 / 367	WWWV-F
2	WUVA-F	18 / 10.8	8.2	7.1	8.5	4.4	245 / 19.5	12.8	11.3	22 / 297	WUVA-F
3	WCYK-F	17 / 10.0	13.9	12.9	12.7	16.3	173 / 13.7	22.1	19.5	21 / 221	WCYK-F
4	WINA	15 / 8.8	11.4	9.7	10.9	8.1	227 / 18.0	22.1	20.5	15 / 246	WINA
5	WUMX-F	9 / 5.3	7.0	7.1	3.0	5.6	186 / 14.8	15.5	14.6	10 / 210	WUMX-F
6	WQMZ-F	CHR/AC	8 / 4.7	4.4	5.1	6.7	221 / 17.5	18.1	20.3	9 / 262	WQMZ-F
7	WKAV	ST	7 / 4.1	2.5	5.1	4.2	89 / 7.1	5.4	8.2	7 / 89	WKAV
8	WVSY-F	B/O	5 / 2.9	1.3	3.2	3.6	96 / 7.6	6.3	6.4	6 / 115	WVSY-F
8	WVAO-F	O	5 / 2.9	3.8	3.2	3.6	149 / 11.8	11.2	9.0	6 / 175	WVAO-F

12+ FM Share (Metro): 77.12% (91 of 118) (Spring 98: 76.64%)

18-34	18-49	25-54	35+	Wom 25-54	Men 25-54	12+ AMD	12+ Mid	12+ PMD	12+ Eve	12+ Wknd
1 WWWV-F	1 WWWV-F	1 WWWV-F	1 WINA <	1 WCYK-F	1 WWWV-F >	1 WWWV-F	1 WWWV-F	1 WWWV-F	1 WUVA-F >	1 WUVA-F
2 WUVA-F	2 WUVA-F	2 WCYK-F	2 WCYK-F >	2 WUVA-F	2 WUVA-F	2 WINA	2 WINA <	2 WCYK-F	2 WCYK-F	2 WCYK-F
3 WCYK-F >	2 WCYK-F >	3 WUVA-F	3 WUVA-F	2 WWWV-F >	2 WCYK-F	3 WCYK-F	3 WCYK-F	3 WUVA-F >	3 WVSY-F	3 WWWV-F
4 WQMZ-F >	4 WUMX-F	4 WUMX-F >	3 WKAV	4 WQMZ-F	2 WUMX-F	4 WUVA-F >>	4 WUVA-F >	4 WINA	3 WWWV-F >	4 WUMX-F
5 WUMX-F	5 WQMZ-F	5 WINA	3 WWWV-F	4 WUMX-F >	5 WINA >>	5 WQMZ-F	5 WKAV <	4 WUMX-F >	5 WUMX-F	5 WINA
5 WVSY-F >	6 WINA >	5 WQMZ-F >	6 WUMX-F >	7 WVAO-F		5 WUMX-F	6 WUMX-F <	6 WQMZ-F	6 WQPO-F	5 WQMZ-F >
							7 WQMZ-F >	7 WKAV	6 WQMZ-F >	

Other Rated Stations				Metro Share	Cume Rating	TSA AQH Cume	Other Rated Stations--Outside Market				Metro Share	Cume Rating	TSA AQH Cume		
WCHV	B/AC	1260	Charlottesville	1.2	2.9	5	55	WKJS-F	B/AC	104.7	Crewe	2.4	7.0	12	193
WKTR	REL	840	Earlysville	0.6	2.2	1	35	WQPO-F	CHR/AC	100.7	Harrisonburg	1.8	7.2	4	123
								WRCL-F	O	106.5	Richmond	0.6	1.8	2	42
								WRVA	FS	1140	Richmond	0.6	2.5	2	53
								WRVQ-F	CHR	94.5	Richmond	0.6	2.7	2	54
								WSVA	FS	550	Harrisonburg	0.6	2.8	2	47

AM Stations

WINA	1070	5 kw (DA-N)	Full Service	CBS, ABC	Katz	WKAV/WQMZ-F
WKAV	1400	1 kw	Standards		--	WINA/WQMZ-F

FM Stations

WCYK	99.7	3.25 kw @ 1693	Country		Mc-Guild	Clr Chnl, pend.	Staunton
WQMZ	95.1	6 kw @ 145	CHR/AC		Katz	WINA/WKAV	
WUMX	107.5	0.3 kw @ 981	AC		Allied		
WUVA	92.7	0.75 kw @ 902	Black AC		--		
WVAO	102.3	1.03 kw @ 564	Oldies	Jones	Mc-Guild	Clr Chnl, pend.	Crozet
WVSY	101.9	6 kw @ 223	AC	Jones	--	Clr Chnl, pend.	Ruckersville
WWWV	97.5	8.9 kw @ 1132	AOR		Christal	Eure	

Notes: 4/99 WVSY-F changed from AC to Black (Rhythmic) Oldies . . . 6/99 Clark Bcstg. sold WCYK-F, WVAO-F and WVSY-F to Clear Channel for \$6,350,000 (Media Svcs)

CHEYENNE, WY

Arbitron Rank: 267	Pop (12+): 63,900	Stations: 21 / 13	% Below Line: 11.7
Market TSL in Hours: 20.25		Diaries: 439/146:1/58.9%	% Not Listed: 12.8
Average Persons Rating: 14.7		Sample Target: 400	Total Retail Sales: \$1.0 Bil.

12+ Metro	Format	Spring 99 1/4 Share	Fall 98	Spg 98	Fall 97	Spg 97	12+ Metro Cume / Rtg	Fall 98	Spg 98	12+ TSA AQH / Cume	
1	KMUS-F	C	12 / 12.8	12.8	11.5	9.8	131 / 20.6	21.1	22.1	13 / 138	KMUS-F
2	KIGN-F	AC	11 / 11.7	13.8	15.3	13.8	180 / 25.1	26.0	26.6	12 / 162	KIGN-F
3	KOLZ-F	C	9 / 9.6	13.8	14.3	19.7	110 / 17.2	26.5	24.7	9 / 114	KOLZ-F
4	KLEN-F	SAC	8 / 8.5	6.9	9.6	4.9	109 / 17.1	13.7	17.7	8 / 110	KLEN-F
5	KIMX-F	AC/CHR	6 / 6.4	3.0	3.8	2.0	108 / 16.9	9.9	11.6	6 / 108	KIMX-F
6	KZCY-F	AOR-NR	5 / 5.3	4.9	3.8	4.9	87 / 13.6	10.7	10.5	5 / 87	KZCY-F
6	KGAB	T	5 / 5.3	3.9	2.9		70 / 10.9	9.3	9.1	5 / 72	KGAB

12+ FM Share (Metro): 78.05% (64 of 82) (Spring 98: 77.17%)

18-34	18-49	25-54	35+	Wom 25-54	Men 25-54	12+ AMD	12+ Mid	12+ PMD	12+ Eve	12+ Wknd
1 KIGN-F	1 KIGN-F	1 KIGN-F	1 KIGN-F	1 KIGN-F >	1 KIGN-F	1 KMUS-F <	1 KMUS-F <	1 KIGN-F	1 KLEN-F	1 KOLZ-F
2 KMUS-F	2 KMUS-F	2 KMUS-F >	1 KLEN-F	2 KLEN-F	1 KMUS-F >	2 KIGN-F >	2 KIGN-F	2 KMUS-F	2 KIGN-F	2 KIGN-F
3 KOLZ-F	3 KLEN-F	3 KLEN-F	1 KMUS-F	2 KMUS-F	3 KRQU-F	3 KOLZ-F	3 KGAB	3 KOLZ-F	2 KIMX-F	2 KMUS-F
4 KMX-F >	4 KOLZ-F	3 KOLZ-F >	4 KGAB	4 KOLZ-F >	3 KGAB	4 KLEN-F	4 KLEN-F <	4 KLEN-F	2 KMUS-F	4 KIMX-F >
	5 KIMX-F		4 KOLZ-F		3 KOLZ-F	5 KFBC	5 KOLZ-F	5 KIMX-F	2 KOLZ-F >	5 KLEN-F
	5 KZCY-F				3 KZCY-F >>	5 KZCY-F	6 KZCY-F	5 KZCY-F		

Other Rated Stations				Metro Share	Cume Rating	TSA AQH Cume	Other Rated Stations--Outside Market				Metro Share	Cume Rating	TSA AQH Cume
KCGY-F	C	95.1	Laramie	1.1	3.2	1 21	KBPI-F	AOR-NR	106.7	Denver	2.1	7.2	2 46
KFBC	FS	1240	Cheyenne	2.1	10.3	2 66	KIIX	ST	600	Fort Collins, CO	1.1	2.2	1 16
KJUL	ST	1370	Cheyenne	3.2	7.4	3 48	KKFN	SPRTS	950	Denver	1.1	2.3	1 15
KRAE	O	1480	Cheyenne	3.2	6.5	3 41	KOA	T/FHS	850	Denver	3.2	8.7	3 59
KRQU-F	AOR/CL	102.9	Laramie	3.2	10.0	3 67	KPAW-F	CL HITS	107.9	Fort Collins, CO	1.1	5.0	1 32
KRRR-F	O	99.9	Cheyenne	3.2	9.6	3 61	KQKS-F	CHR	107.5	Lakewood, CO	1.1	7.0	1 44
							KRFX-F	CL AOR	103.5	Denver	1.1	4.2	1 27
							KTCL-F	AOR-NR	93.3	Fort Collins, CO	1.1	5.2	1 33

AM Stations

KFBC	1240	0.7 kw	Full Service	ABC, ESPN	Allied
KGAB	650	8.6 kw/0.5 kw (DA-N)	Talk	TARN, Westwd	Eastman Clear Channel Orchard Valley
KJUL	1370	1 kw/0.088 kw	Standards	CNN, Westwd	---
KRAE	1480	1 kw/0.064 kw	Oldies	CBS, Westwd, USA	Interep KZCY-F

FM Stations

KIGN	97.9	100 kw @ 580	AC	Eastman Clear Channel
KIMX	105.5	2.2 kw @ 1027	AC/CHR	ABC Allied Laramie
KLEN	106.3	3 kw @ -3	Soft AC	--- Clear Channel
KMUS	101.9	50 kw @ 492	Country	Eastman Clear Channel Burns
KOLZ	100.7	100 kw @ 490	Country	Eastman Clear Channel
KRRR	99.9	50 kw @ -20	Oldies	---
KZCY	104.9	6 kw @ 0	New Rock	--- KRAE

Notes:

CHICO, CA

Arbitron Rank: 192	Pop (12+): 168,600	Stations: 28 / 17	% Below Line: 14.6
Market TSL In Hours: 20.75		Diaries: 530/318:1/51.8%	% Not Listed: 16.2
Average Persons Rating: 15.1		Sample Target: 560	Total Retail Sales: \$1.60 Bil.

12+ Metro	Format	Spring 99 1/4 Share	Fall 98	Spg 98	Fall 97	Spg 97	12+ Metro Cume / Rtg	Fall 98	Spg 98	12+ TSA AQH / Cume	
1	KPAY	28 / 11.0	8.4	7.1	8.4	8.2	269 / 16.0	13.2	12.3	40 / 400	KPAY
2	KLRS-F	24 / 9.5	7.1	7.9	5.0	3.7	354 / 21.0	19.4	18.8	33 / 552	KLRS-F
3	KALF-F	17 / 6.7	7.6	8.7	8.0	9.4	287 / 17.0	16.1	15.8	28 / 438	KALF-F
4	KMXI-F	15 / 5.9	3.4	4.6	4.6	4.9	241 / 14.3	9.6	11.5	20 / 332	KMXI-F
5	KHSL-F	13 / 5.1	6.3	3.3	6.3	7.4	188 / 11.1	12.7	11.6	20 / 303	KHSL-F
6	KPPL-F	12 / 4.7	3.4	6.7	7.6	4.5	186 / 11.0	9.4	13.0	16 / 223	KPPL-F
7	KTHU-F	11 / 4.3	3.4				140 / 8.3	7.4		13 / 196	KTHU-F
7	KRQR-F	AOR-NR	11 / 4.3	5.0	6.7	6.3	204 / 12.1	15.4	17.4	20 / 314	KRQR-F
7	KFBK	N/T	11 / 4.3	4.2	3.7	4.6	182 / 10.8	10.0	9.4	38 / 423	KFBK
10	KCEZ-F	CL HITS	9 / 3.6	4.2	2.5	2.5	139 / 8.3	11.2	9.5	17 / 287	KCEZ-F
11	KJAZ	ST	8 / 3.2	3.8	3.3	2.9	98 / 5.8	5.4	6.8	11 / 113	KJAZ
11	KFMF-F	AOR	8 / 3.2	6.3	2.9	4.2	234 / 13.9	16.7	11.4	10 / 324	KFMF-F

12+ FM Share (Metro): 69.81% (148 of 212) (Spring 98: 73.68%)

18-34	18-49	25-54	35+	Wom 25-54	Men 25-54	12+ AMD	12+ Mid	12+ PMD	12+ Eve	12+ Wknd
1 KLRS-F >	1 KLRS-F >	1 KMXI-F	1 KPAY >>	1 KMXI-F	1 KPAY >	1 KPAY >>	1 KPAY >	1 KPAY <	1 KLRS-F >>	1 KLRS-F >
2 KRQR-F	2 KALF-F	1 KPAY	2 KFBK <	2 KLRS-F	2 KTHU-F	2 KLRS-F <	2 KMXI-F <	2 KLRS-F	2 KPAY	2 KALF-F
3 KALF-F	3 KTHU-F	3 KLRS-F	3 KMXI-F	2 KALF-F	2 KFMF-F	3 KMXI-F <	3 KLRS-F	3 KALF-F	3 KALF-F >	3 KPAY
4 KFMF-F	3 KMXI-F	4 KTHU-F	3 KALF-F	4 KCEZ-F	4 KCEZ-F	4 KTHU-F	4 KHSL-F <	4 KRQR-F <	4 KRQR-F	4 KRQR-F
4 KHSL-F	5 KHSL-F	4 KCEZ-F	5 KPPL-F	4 KHSL-F	4 KHSL-F	5 KFBK <	5 KPPL-F	5 KMXI-F <	4 KPPL-F	5 KHSL-F
4 KMXI-F	5 KPAY	4 KHSL-F	6 KCEZ-F	4 KPAY	4 KMXI-F	6 KALF-F	5 KALF-F	6 KHSL-F <	6 KMXI-F	5 KJAZ
4 KTHU-F >	7 KRQR-F	4 KALF-F	6 KHSL-F			7 KPPL-F	5 KFBK <	7 KPPL-F		
			6 KJAZ			8 KHSL-F	8 KCEZ-F	7 KTHU-F <		

Other Rated Stations				Metro Share	Cume Rating	TSA AQH Cume	Other Rated Stations--Outside Market				Metro Share	Cume Rating	TSA AQH Cume
KKCY-F	C	103.1	Colusa	2.0	4.9	17 261	KGO	T	810	San Francisco	1.6	4.5	7 140
KKXX	REL	930	Paradise	0.4	1.9	1 31	KHTK	SPRTS	1140	Sacramento	1.2	1.9	11 125
KMJE-F	AC	101.5	Gridley	0.8	4.0	11 184	KHYL-F	B/O	101.1	Auburn	0.4	1.9	12 191
KYIX-F	REL-CC	104.9	South Oroville	1.6	4.3	4 73	KNBR	SPRTS	680	San Francisco	1.2	2.9	6 81
KZAP-F	CL AOR	96.7	Paradise	2.0	7.6	9 208	KNCO-F	C	97.3	Redding	0.8	2.2	7 107
KZCO-F	SP-C	97.7	Oroville	0.8	2.4	4 124	KRCX-F	SP-R	99.9	Marysville	1.2	2.2	9 129
							KSFM-F	CHR	102.5	Woodland	1.2	6.1	11 320
							KSFO	T	560	San Francisco	0.8	2.1	3 50
							KSTE	T	650	Rancho Cordova	1.6	4.9	8 152
							KXCL-F	AC	103.9	Yuba City	0.4	2.1	14 152

AM Stations

KJAZ	1340	1 kw	Standards										
KPAY	1290	5 kw (DA-N)	Full Service/Talk			Westwd		---	Z-Spanish			Oroville	

FM Stations

KALF	95.7	7 kw @ 1265	Country				Christal	Regent		Red Bluff
KCEZ	100.7	50 kw @ 272	Classic Hits			ABC	Allied	Results		Coming
KFMF	93.9	2 kw @ 1128	AOR				Christal	Regent		
KHSL	103.5	1.61 kw @ 1250	Country				Katz	McCoy		Paradise
KLRS	92.7	1.5 kw @ 643	CHR				Allied	Results		
KMXI	95.1	8.17 kw @ 1170	AC				Katz	McCoy		
KPPL	107.5	28 kw @ 633	AC				Christal	Regent		Colusa
KRQR	106.7	25 kw @ 207	New Rock				Allied	Results		Orland
KTHU	102.1	25 kw @ 266	Classic AOR				Allied	Results		Los Molinos

Notes: KFBK -- See Sacramento in the Spring 1999 American Radio . . . 4/99 Phoenix sold KCEZ-F, KKCY-F, KLRS-F, KMJE-F, KRQR-F, KTHU-F and 2 FM CP's to Results Radio for \$7,360,000

COLUMBIA, MO

Arbitron Rank: 241 Pop (12+): 109,100
 Market TSL in Hours: 19.00
 Average Persons Rating: 14.5

Stations: 15 / 12
 Diaries: 448/244:1/55.4%
 Sample Target: 440

% Below Line: 2.5
 % Not Listed: 20.3
 Total Retail Sales: \$1.78 Bil.

12+ Metro	Format	Spring 99 1/4 Share	Fall 98	Spg 98	Fall 97	Spg 97	12+ Metro Cume / Rtg	Fall 98	Spg 98	12+ TSA AQH / Cume	
1 KTXY-F	CHR	26 / 16.5	10.7	9.9	11.2	12.8	410 / 37.6	28.2	28.7	52 / 917	KTXY-F
2 KFRU	FS/T	19 / 12.1	13.2	17.4	11.9	10.7	244 / 22.4	26.9	26.2	20 / 273	KFRU
3 KCLR-F	C	17 / 10.8	16.4	9.9	12.6	10.1	232 / 21.2	25.3	25.5	41 / 601	KCLR-F
4 KPLA-F	AC	16 / 10.2	8.2	8.7	10.4	6.7	248 / 22.7	22.0	24.4	26 / 452	KPLA-F
5 KCMQ-F	CL AOR	14 / 8.9	5.0	5.0	6.7	7.4	232 / 21.2	16.2	12.5	32 / 454	KCMQ-F
6 KFMZ-F	AOR-NR	11 / 7.0	7.6	5.6	5.2	4.0	240 / 22.0	21.6	17.9	29 / 543	KFMZ-F
7 KOQL-F	O	6 / 3.8	5.0	6.8	3.7	4.0	123 / 11.3	14.9	12.5	14 / 290	KOQL-F
7 KBXR-F	AOR-P	6 / 3.8	3.8	6.2	6.0	4.0	142 / 13.0	12.6	13.4	8 / 171	KBXR-F

12+ FM Share (Metro): 82.54% (104 of 126) (Spring 98: 76.19%)

18-34	18-49	25-54	35+	Wom 25-54	Men 25-54	12+ AMD	12+ Mid	12+ PMD	12+ Eve	12+ Wknd
1 KTXY-F >>	1 KTXY-F	1 KPLA-F	1 KFRU >	1 KPLA-F >>	1 KFRU	1 KFRU	1 KFRU	1 KTXY-F >	1 KTXY-F >	1 KTXY-F >
2 KCMQ-F	2 KPLA-F <	2 KFRU	2 KCLR-F	2 KTXY-F	2 KCMQ-F >	2 KTXY-F	2 KTXY-F <	2 KPLA-F	2 KFRU	2 KCLR-F
3 KFMZ-F	3 KCMQ-F	3 KCMQ-F	3 KPLA-F >	3 KFRU	3 KTXY-F	2 KCMQ-F	3 KCMQ-F <	2 KCLR-F	3 KPLA-F	3 KPLA-F
4 KPLA-F	4 KFRU	4 KTXY-F	4 KOQL-F	3 KCLR-F	3 KCLR-F	2 KCLR-F	4 KPLA-F	4 KFRU <	4 KCLR-F	4 KFMZ-F
	4 KCLR-F	4 KCLR-F >	4 KCMQ-F >	5 KOQL-F	5 KPLA-F	5 KPLA-F >>	4 KCLR-F >	5 KFMZ-F	5 KFMZ-F	5 KFRU
	6 KFMZ-F >	6 KOQL-F	6 KTXY-F >	5 KCMQ-F	5 KFMZ-F >	6 KFMZ-F >		5 KCMQ-F >>		6 KCMQ-F >
		6 KFMZ-F		5 KBXR-F >						

Other Rated Stations				Metro Share	Cume Rating	TSA AQH	Cume	Other Rated Stations--Outside Market				Metro Share	Cume Rating	TSA AQH	Cume
KLSC-F	AC	93.9	Fayette	1.3	6.1	4	118	KJMO-F	AC	100.1	Jefferson City	0.6	3.7	7	146
KMFC-F	REL-CC	92.1	Centralia	0.6	3.3	2	78	KRES-F	C	104.7	Moberley	0.6	3.3	4	110
KTGR	SPRTS	1580	Columbia	0.6	3.3	1	36	KWOS	T	1240	Jefferson City	1.3	2.4	20	219
KWWR-F	C	95.7	Mexico	1.9	7.5	32	371								

AM Stations

KFRU 1400 1 kw Full Service/Talk ABC, Westwd, CBS --- Germond/Baugher

FM Stations

KBXR 106.1 23 kw @ 722 AOR --- Germond/Baugher Ashland
 KCLR 99.3 33.2 kw @ 591 Country --- Zimmer Boonville
 KCMQ 96.7 18 kw @ 344 Classic AOR Westwd, ABC Banner Zimmer
 KFMZ 98.3 23.7 kw @ 712 AOR ABC Allied Contemp. Media
 KOQL 102.3 2.2 kw @ 374 Oldies --- Germond/Baugher Ashland
 KPLA 101.5 42 kw @ 1063 AC --- Germond/Baugher
 KTXY 106.9 100 kw @ 1250 CHR ABC Mc-Guild Zimmer Jefferson City

Notes: 2/99 KCMQ-F changed from New Rock to Classic AOR

COOKEVILLE, TN

Arbitron Rank: 260 Pop (12+): 76,100	Stations: 19 / 9	% Below Line: 18.2
Market TSL in Hours: 21.25	Diaries: 391/195:1/59.1%	% Not Listed: 20.7
Average Persons Rating: 15.9	Sample Target: 380	Total Retail Sales: \$0.90 Bil.

12+ Metro	Format	Spring 99 1/4 Share	Fall 98	Spg 98	Fall 97	Spg 97	12+ Metro Cume / Rtg	Fall 98	Spg 98	12+ TSA AQH / Cume	
1	WGSQ-F	26 / 21.6	26.2	23.1	26.6		272 / 35.8	41.0	41.8	51 / 608	WGSQ-F
2	WGIC-F	15 / 12.4	10.0	8.0	9.2		188 / 24.7	20.7	15.4	21 / 299	WGIC-F
3	WKXD-F	10 / 8.3	12.7	16.0	13.7		183 / 24.1	26.5	26.9	36 / 521	WKXD-F
4	WHUB	6 / 5.0	5.4	8.9	6.4		81 / 10.6	11.5	16.3	7 / 90	WHUB
5	WPTN	5 / 4.1	1.8	0.9	3.7		84 / 8.4	5.4	2.4	7 / 78	WPTN
5	WNRQ-F	5 / 4.1	8.1	8.9	0.9		100 / 13.2	15.9	16.1	26 / 238	WNRQ-F
5	WBXE-F	5 / 4.1	0.9	1.8	1.8		77 / 10.1	5.0	7.8	8 / 99	WBXE-F

12+ FM Share (Metro): 84.38% (81 of 96) (Spring 98: 85.42%)

18-34	18-49	25-54	35+	Wom 25-54	Men 25-54	12+ AMD	12+ Mid	12+ PMD	12+ Eve	12+ Wknd
1 WGSQ-F >	1 WGSQ-F >	1 WGSQ-F >>	1 WGSQ-F >	1 WGSQ-F >>	1 WGSQ-F >>	1 WGSQ-F >	1 WGSQ-F >	1 WGSQ-F >	1 WGSQ-F	1 WGSQ-F >>
2 WKXD-F	2 WGIC-F	2 WGIC-F >>	2 WGIC-F >	2 WGIC-F >>	2 WGIC-F	2 WGIC-F >	2 WGIC-F >>	2 WGIC-F	1 WKXD-F	2 WKXD-F
3 WGIC-F >>>	3 WKXD-F >>	3 WKXD-F	3 WHUB	3 WBXE-F >	3 WKXD-F >	3 WHUB	3 WKXD-F	3 WKXD-F >	3 WGIC-F >>	3 WGIC-F >
	4 WNRQ-F	3 WBXE-F >	3 WPTN	4 WUSV-F	4 WUSV-F	4 WKXD-F >	3 WPTN	4 WBXE-F	4 WZPC-F >	4 WRVW-F
	4 WBXE-F		5 WBXE-F	4 WKXD-F >>	4 WNRQ-F	5 WNRQ-F	5 WBXE-F	5 WNRQ-F		
					4 WPTN					
					4 WBXE-F >>					

Other Rated Stations				Metro Share	Cume Rating	TSA AQH Cume	Other Rated Stations--Outside Market				Metro Share	Cume Rating	TSA AQH Cume
WLIV	C	92.0	Livingston	1.7	4.6	2 46	WJZC-F	J	101.1	Russellville, KY	0.8	3.9	2 45
WLIV-F	C	104.7	Monterey	0.8	3.7	1 36	WKDF-F	C	103.3	Nashville	0.8	4.4	4 107
WUSV-F	C	95.9	Livingston	3.3	10.2	6 123	WRMX-F	O	96.3	Murfreesboro	1.7	7.5	7 180
							WRVW-F	CHR	107.5	Lebanon	3.3	10.3	8 188
							WSIX-F	C	97.9	Nashville	0.8	3.5	6 158
							WSM	C/F/S	650	Nashville	1.7	4.0	3 81
							WSM-F	C	95.5	Nashville	0.8	2.7	7 117
							WWTN-F	T	99.7	Manchester	1.7	4.7	13 138
							WZPC-F	AOR-NR	102.9	Shelbyville	2.5	7.2	6 148

AM Stations

WHUB	1400	1 kw	Classic Country	CBS, Jones	Clr Chnl	Clear Channel
WPTN	780	1 kw (Days)	Talk	ABC, UBN	Clr Chnl	Clear Channel

FM Stations

WBXE	93.7	6.1 kw @ 659	Classic Hits	Westwd	---	WKXD-F	Baxter
WGIC	98.5	50 kw @ 492	AC/CHR	Jones	Clr Chnl	Clear Channel	
WGSQ	94.7	100 kw @ 1319	Country	ABC	Clr Chnl	Clear Channel	
WKXD	106.9	23 kw @ 735	CHR/AC	ABC	Katz	WBXE-F	Monterey

Notes: Other ranked stations -- See Nashville in the Spring 1999 American Radio . . . 3/99 WBXE-F changed from Soft AC to Classic Hits . . . 5/99 WZPC-F changed calls to WUSV-F; remains Country . . . 8/99 WSMT-AF (Sparta, TN) plus three stations in Crossville, TN sold by Commonwealth to Clear Channel for \$2,314,000

DANBURY, CT

Arbitron Rank: 189	Pop (12+): 172,800	Stations: 37 / 7	% Below Line: 51.0
Market TSL in Hours: 21.00		Diaries: 629/275:1/51.7%	% Not Listed: 16.2
Average Persons Rating: 15.7		Sample Target: 580	Total Retail Sales: \$2.8 Bil

12+ Metro	Format	Spring 99 1/4 Share	Fall 98	Spg 98	Fall 97	Spg 97	12+ Metro Cume / Rtg	Fall 98	Spg 98	12+ TSA AQH / Cume		
1	WDAQ-F	AC	34 / 12.6	13.8	9.2	13.9	13.4	415 / 24.0	25.9	21.5	34 / 415	WDAQ-F
2	WRKI-F	AOR	24 / 8.8	7.6	7.7	7.3	5.3	342 / 19.8	20.8	15.8	24 / 342	WRKI-F
3	WEZN-F	SAC	18 / 6.6	8.8	7.7	7.7	7.7	340 / 19.7	21.1	19.7	18 / 340	WEZN-F
4	WLAD	FS	16 / 5.9	5.7	6.5	8.1	6.9	336 / 19.5	15.7	14.5	16 / 336	WLAD
4	WFAN	SPRTS	16 / 5.9	5.4	3.8	5.5	4.9	222 / 12.9	17.5	13.1	16 / 222	WFAN
6	WWYZ-F	C	10 / 3.7	3.1	3.1	2.2	6.1	184 / 10.6	6.0	9.2	10 / 184	WWYZ-F
6	WCBS	N	10 / 3.7	5.4	2.7	4.4	4.9	308 / 17.8	19.3	13.3	10 / 308	WCBS
6	WAXB-F	O	10 / 3.7	1.9	2.3	2.9	2.0	182 / 8.8	7.7	8.9	10 / 152	WAXB-F
9	WMRQ-F	AOR-NR	9 / 3.3	2.3	2.3	1.5	2.0	161 / 9.3	8.9	10.0	9 / 161	WMRQ-F
10	WABC	T	8 / 2.9	2.3	2.3	1.8	2.0	130 / 7.5	6.7	6.2	8 / 130	WABC

12+ FM Share (Metro): 71.93% (164 of 228) (Spring 98: 70.14%)

18-34	18-49	25-54	35+	Wom 25-54	Men 25-54	12+ AMD	12+ Mid	12+ PMD	12+ Eve	12+ Wknd
1 WDAQ-F >	1 WDAQ-F	1 WDAQ-F >	1 WDAQ-F	1 WDAQ-F >>	1 WFAN <	1 WDAQ-F <	1 WDAQ-F >	1 WDAQ-F >	1 WEZN-F	1 WDAQ-F
2 WRKI-F >	2 WRKI-F >	2 WRKI-F	2 WLAD <	2 WEZN-F	2 WRKI-F	2 WFAN <	2 WRKI-F >	2 WRKI-F >	1 WMRQ-F	2 WRKI-F
3 WFAN	3 WFAN	3 WFAN	3 WRKI-F	3 WRKI-F	3 WDAQ-F >>	3 WRKI-F	3 WEZN-F <	3 WEZN-F <	3 WLAD	2 WWYZ-F
3 WQHT-F	4 WEZN-F >	4 WEZN-F >	4 WEZN-F <	3 WLAD	4 WEZN-F	4 WLAD >	4 WLAD <	4 WAXB-F	4 WDAQ-F	2 WEZN-F >
3 WEZN-F	5 WMRQ-F	5 WLAD	5 WFAN	5 WWYZ-F	5 WCBS	5 WEZN-F >	5 WFAN	5 WCBS	5 WRKI-F	5 WLAD
3 WMRQ-F	5 WAXB-F	6 WWYZ-F	6 WCBS	6 WAXB-F >	5 WMRQ-F	6 WCBS <	6 WAXB-F	5 WFAN	5 WQHT-F	6 WFAN
7 WWYZ-F	5 WLAD	6 WAXB-F	7 WAXB-F		5 WPLR-F	7 WXRK-F	7 WABC	7 WMRQ-F	7 WSPK-F	
	5 WWYZ-F	8 WCBS	7 WABC		5 WXRK-F >	8 WWYZ-F		7 WABC	7 WCBS	
								7 WWYZ-F <	7 WEBE-F	

Other Rated Stations				Metro Share	Cume Rating	TSA AQH	Cume	Other Rated Stations--Outside Market				Metro Share	Cume Rating	TSA AQH	Cume
WINE-AA	C	940	Brookfield	0.7	2.6	2	44	WALK-F	AC	97.5	Patchogue, NY	0.4	2.5	1	43
WREF	ST	850	Ridgefield	1.1	3.2	3	56	WBLI-F	AC/CHR	106.1	Patchogue, NY	0.7	2.5	2	43
								WCBS-F	O	101.1	New York	0.7	3.3	2	56
								WDRC-F	O	102.9	Hartford	1.8	6.0	5	103
								WEBE-F	AC	107.9	Westport	1.8	6.8	5	117
								WEFX-F	CL HITS	95.9	Norwalk	0.4	2.1	1	36
								WHCN-F	CL AOR	105.9	Hartford	0.4	1.4	1	24
								WHTZ-F	CHR	100.3	Newark, NJ	1.1	6.0	3	103
								WHUD-F	AC	100.7	Peekskill, NY	1.1	2.4	3	42
								WICC	FS	600	Bridgeport	1.1	3.4	3	59
								WINS	N	1010	New York	0.4	1.7	1	30
								WKCI-F	CHR	101.3	Hamden	0.7	5.8	2	100
								WKSS-F	CHR	95.7	Wethersfield	1.5	8.0	4	138
								WKTU-F	CHR/U	103.5	Lake Success, NY	1.1	4.4	3	76
								WNEW-F	CL AOR	102.7	New York	0.4	2.0	1	34
								WOR	T	710	New York	1.8	4.5	5	78
								WPLJ-F	CHR/AC	95.5	New York	1.1	3.8	3	66
								WPLR-F	AOR	99.1	New Haven	1.5	5.7	4	98
								WQCD-F	J	101.9	New York	0.4	2.0	1	35
								WQHT-F	U/CHR	97.1	New York	2.2	5.3	6	92
								WSPK-F	CHR	104.7	Poughkeepsie, NY	1.8	6.8	5	117
								WTIC-F	AC/CHR	96.5	Hartford	0.4	2.2	1	38
								WXRK-F	T/NR	92.3	New York	1.8	5.3	5	91
								WZMX-F	B/O	93.7	Hartford	0.4	1.9	1	34

AM Stations

WLAD	800	1 kw/0.286 kw	Full Service	Talknt, Westwd	D&R	WREF/WDAQ-F
------	-----	---------------	--------------	----------------	-----	-------------

FM Stations

WAXB	105.5	0.9 kw @ 610	Oldies	Westwd	Sentry	Aurora (pend.)	Patterson, NY
WDAQ	98.3	1.3 kw @ 460	AC		D&R	WLAD/WREF	
WRKI	95.1	50 kw @ 469	AOR		Sentry	Aurora (pend.)	Brookfield

Notes: Other ranked stations - See Bridgeport, Hartford or New York in the Spring 1999 American Radio ... The market's Metro and Total survey areas are the same ... 6/99 WAXB-F/WINE/WRKI-F sold by Capstar to Aurora for \$11,250,000

DECATUR, IL

Arbitron Rank: 247	Pop (12+): 96,800	Stations: 20 / 9	% Below Line: 20.0
Market TSL in Hours: 18.25		Diaries: 507/191:1/55.7%	% Not Listed: 16.2
Average Persons Rating: 13.4		Sample Target: 450	Total Retail Sales: \$1.28 Bil.

12+ Metro	Format	Spring 99 1/4 Share	Fall 98	Spq 98	Fall 97	Spq 97	12+ Metro Cume / Rtg	Fall 98	Spq 98	12+ TSA AQH / Cume	
1	WYDS-F	CHR	17 / 13.1				244 / 25.2			20 / 314	WYDS-F
2	WEJT-F	AC	13 / 10.0				171 / 17.6			19 / 302	WEJT-F
3	WSOY	FS/T	12 / 9.2				168 / 17.4			14 / 207	WSOY
4	WSOY-F	AC/CHR	11 / 8.5				214 / 22.1			15 / 277	WSOY-F
5	WDZQ-F	C	10 / 7.7				154 / 15.9			18 / 252	WDZQ-F
6	WYXY-F	C	7 / 5.4				59 / 6.1			7 / 89	WYXY-F
7	WZNX-F	AOR	6 / 4.6				128 / 13.2			14 / 243	WZNX-F
7	WDKR-F	CL HITS	6 / 4.6				85 / 8.7			7 / 99	WDKR-F
9	WXFM-F	SAC	5 / 3.8				88 / 9.1			5 / 94	WXFM-F
9	WQLZ-F	AOR	5 / 3.8				84 / 8.7			14 / 156	WQLZ-F

12+ FM Share (Metro): 81.65% (89 of 109) (Spring 98: NA)

18-34	18-49	25-54	35+	Wom 25-54	Men 25-54	12+ AMD	12+ Mid	12+ PMD	12+ Eve	12+ Wknd
1 WYDS-F >	1 WYDS-F	1 WEJT-F	1 WSOY	1 WEJT-F	1 WDZQ-F	1 WEJT-F <	1 WEJT-F	1 WYDS-F	1 WYDS-F >>>	1 WYDS-F >
2 WQLZ-F	2 WSOY-F	2 WSOY-F	2 WEJT-F	1 WSOY-F >	1 WDKR-F	2 WSOY	2 WSOY-F <	2 WEJT-F >	2 WEJT-F	2 WSOY
2 WSOY-F	3 WEJT-F	3 WDZQ-F	3 WDZQ-F	3 WYXY-F	3 WQLZ-F	3 WYDS-F <	3 WSOY	3 WDZQ-F	3 WZNX-F	2 WSOY-F
4 WZNX-F	4 WDZQ-F	4 WYDS-F	4 WSOY-F >	3 WYDS-F	3 WEJT-F	4 WSOY-F	3 WYDS-F	4 WSOY	3 WQLZ-F	4 WEJT-F
4 WEJT-F >	5 WZNX-F	5 WYXY-F	5 WYXY-F	5 WQQL-F >	3 WSOY >	5 WDZQ-F	5 WDZQ-F >	4 WSOY-F	3 WSOY	5 WDZQ-F
	5 WQLZ-F	5 WDKR-F	5 WDKR-F			6 WZNX-F	6 WYXY-F	6 WQLZ-F	3 WSOY-F	6 WDKR-F
	5 WDKR-F					7 WYXY-F	6 WDKR-F	7 WYXY-F	3 WDKR-F >	

Other Rated Stations				Metro Share	Cume Rating	TSA AQH Cume	Other Rated Stations—Outside Market				Metro Share	Cume Rating	TSA AQH Cume		
WDZ	C/O	1050	Decatur	2.3	4.2	4	79	KMOX	FS/T	1120	Saint Louis	0.8	2.3	7	60
								WDBR-F	CHR	103.7	Springfield	0.8	4.5	7	110
								WFMB-F	C	104.5	Springfield	0.8	3.0	7	105
								WGN	FS/T	720	Chicago	1.5	3.4	2	49
								WKIO-F	O	92.5	Urbana	0.8	1.9	1	22
								WLRW-F	CHR/AC	94.5	Champaign	0.8	3.8	2	67
								WLS	T	890	Chicago	1.5	3.5	6	84
								WNNS-F	AC	98.7	Springfield	0.8	3.3	3	89
								WQQL-F	O	101.9	Springfield	3.1	6.8	7	122

AM Stations

WDZ	1050	1 kw/0.254 kw	Classic Country	ABC	Katz	WDZQ-F
WSOY	1340	1 kw	Full Service/Talk	CBS, ABC, Westwd	Eastman	Pinnacle

FM Stations

WDKR	107.3	3 kw @ 456	Classic Hits	Westwd	---	WXFM-F	Maroa
WDZQ	95.1	50 kw @ 500	Country	ABC	Allied	WDZ	
WEJT	105.1	13 kw @ 459	AC		---	Cromwell	Shelbyville
WSOY	102.9	54 kw @ 450	AC/CHR	CBS, ABC	Eastman	Pinnacle	
WXFM	99.3	1.13 kw @ 497	Soft AC		---	WDKR-F	Mount Zion
WYDS	93.1	6 kw @ 328	CHR		---	Cromwell	
WZNX	106.7	9.5 kw @ 525	AOR		---	Cromwell	Sullivan

Notes: This is the first survey of the market . . . Other ranked stations - See Springfield, IL

DOTHAN, AL

Arbitron Rank: 182 Pop (12+): 179,100
 Market TSL in Hours: 20.50
 Average Persons Rating: 15.0

Stations: 25 / 17
 Diaries: 662/271:1/52.9%
 Sample Target: 590

% Below Line: 15.6
 % Not Listed: 13.4
 Total Retail Sales: \$1.98 Bil.

12+ Metro	Format	Spring 99 1/4 Share	Fall 98	Spg 98	Fall 97	Spg 97	12+ Metro Cume / Rtg	Fall 98	Spg 98	12+ TSA AQH / Cume		
1	WDJR-F	C	36 / 13.4	14.4	14.1	16.9	12.6	440 / 24.6	27.7	24.3	67 / 864	WDJR-F
2	WKMX-F	AC/CHR	29 / 10.8	10.1	10.3	8.1	9.4	451 / 25.2	25.1	22.8	36 / 690	WKMX-F
3	WZHT-F	B	25 / 9.3	7.0	7.2	5.5	8.1	230 / 12.8	13.9	16.1	41 / 530	WZHT-F
4	WOOF-F	AC	24 / 8.9	7.4	5.3	9.9	10.7	330 / 18.4	19.0	15.3	36 / 535	WOOF-F
5	WJUN-F	B	19 / 7.1	7.4	7.2	5.5	5.2	205 / 11.5	13.7	14.7	28 / 328	WJUN-F
6	WESP-F	CL HITS	18 / 6.7	4.3	5.7	6.3	4.5	249 / 13.9	13.5	11.5	23 / 370	WESP-F
7	WTVY-F	C	16 / 6.0	10.5	9.9	9.9	15.5	331 / 18.5	23.9	23.7	40 / 728	WTVY-F
8	WBCD-F	CHR	13 / 4.8	2.7	2.3	1.1		256 / 14.3	10.3	5.2	14 / 301	WBCD-F
9	WYYX-F	AOR	7 / 2.6	2.7	3.0	2.6	2.3	122 / 6.8	8.0	7.9	25 / 336	WYYX-F
9	WXUS-F	O	7 / 2.6	2.3	1.9	2.2	1.9	113 / 6.3	4.6	3.8	7 / 138	WXUS-F
11	WIZB-F	REL-CC	6 / 2.2	1.9	2.7	1.8	1.6	113 / 6.3	4.8	6.3	6 / 137	WIZB-F

12+ FM Share (Metro): 96.14% (224 of 233) (Spring 98: 95.59%)

18-34	18-49	25-54	35+	Wom 25-54	Men 25-54	12+ AMD	12+ Mid	12+ PMD	12+ Eve	12+ Wknd
1 WDJR-F <	1 WKMX-F <	1 WDJR-F	1 WDJR-F	1 WOOF-F >	1 WDJR-F	1 WDJR-F	1 WDJR-F	1 WDJR-F	1 WZHT-F >	1 WZHT-F
2 WKMX-F	2 WDJR-F	2 WOOF-F	2 WOOF-F <	2 WDJR-F	2 WESP-F >	2 WKMX-F >	2 WOOF-F	2 WKMX-F	2 WJUN-F <	2 WDJR-F <
3 WJUN-F	3 WOOF-F	3 WKMX-F	3 WKMX-F <	3 WKMX-F	3 WKMX-F >	3 WOOF-F <	3 WKMX-F >	3 WOOF-F	3 WDJR-F	3 WJUN-F
4 WBCD-F	4 WZHT-F <	4 WESP-F	4 WTVY-F >	4 WZHT-F >	4 WOOF-F	4 WESP-F <	4 WESP-F	4 WZHT-F <	4 WBCD-F	4 WKMX-F <
5 WESP-F	5 WESP-F	5 WZHT-F	5 WESP-F	5 WJUN-F >	4 WZHT-F	5 WZHT-F	4 WZHT-F <	5 WESP-F	4 WKMX-F >	5 WTVY-F
5 WOOF-F	6 WJUN-F	6 WJUN-F	5 WZHT-F >	6 WTVY-F	6 WTVY-F	6 WTVY-F	5 WJUN-F >	6 WTVY-F	6 WOOF-F <	6 WOOF-F <
5 WZHT-F	7 WBCD-F >			6 WJUN-F		7 WJUN-F			7 WJUN-F	7 WESP-F >

Other Rated Stations			Metro Share	Cume Rating	TSA AQH	Cume	Other Rated Stations--Outside Market			Metro Share	Cume Rating	TSA AQH	Cume		
WAGF-F	B/AC	101.3	Dothan	1.5	3.7	8	144	WAMI-F	C	102.3	Opp	1.1	1.9	4	72
WOOF	SPRTS	560	Dothan	0.7	3.4	3	86	WBBK-F	C	93.1	Blakely, GA	0.7	1.8	3	62
WOZK	EZ	900	Ozark	1.1	2.9	3	52	WFSY-F	AC	98.5	Panama City, FL	0.4	1.5	8	273
WQLS-F	C/O	103.9	Ozark	0.7	2.7	2	56	WMGR-F	CHR	97.3	Bainbridge, GA	0.4	1.9	14	217
WRJM-F	SAC	93.7	Geneva	1.9	6.6	14	194	WPAP-F	C	92.5	Panama City	0.4	1.5	20	306
WWNT	N/T	1450	Dothan	1.5	3.2	4	67	WQLD-F	O	104.3	Luverne	0.7	3.5	6	141
WYDA-F	CHR	101.7	Graceville, FL	0.4	3.3	2	90								
WZTZ-F	C	101.1	Eiba	0.7	3.2	3	75								

FM Stations

WAGF	101.3	1.15 kw @ 535	Black AC	---	WJUN-F		
WBCD	105.3	11.5 kw @ 485	CHR	Mc-Guild	Holladay	Headland	
WDJR	96.9	100 kw @ 1027	Country	Mc-Guild	Holladay	Enterprise	
WESP	102.5	10 kw @ 461	Classic Hits	Mc-Guild	Holladay		
WIZB	94.3	19.5 kw @ 371	Contemp. Christian	Source, SRN	---	Abbeville	
WJUN	92.1	2.55 kw @ 499	Black	AURN	---	WAGF-AF	Columbia
WKMX	106.7	100 kw @ 1068	AC/CHR	Westwd	Mc-Guild	Enterprise	
WOOF	99.7	100 kw @ 984	AC	AP	Christal	WOOF (AM)	
WRJM	93.7	100 kw @ 853	Soft AC	USA	---	Geneva	
WTVY	95.5	100 kw @ 1059	Country	ABC	Katz	WQLS-AF	
WXUS	100.5	2.8 kw @ 476	Oldies	ABC	---	Ft. Rucker	

Notes: Other ranked stations -- See Panama City or, in the Spring 1999 American Radio, Montgomery

DUBUQUE, IA

Arbitron Rank: 220 Pop (12+): 131,800	Stations: 29 / 13	% Below Line: 18.0
Market TSL in Hours: 23.25	Diaries: 552/239:1/59.6%	% Not Listed: 11.4
Average Persons Rating: 17.3	Sample Target: 540	Total Retail Sales: \$1.56 Bil.

12+ Metro	Format	Spring 99 1/4 Share	Fall 98	Spg 98	Fall 97	Spg 97	12+ Metro Cume / Rtg	Fall 98	Spg 98	12+ TSA AQH / Cume	
1 KLYV-F	CHR	26 / 11.4	11.2	12.8	10.6	10.7	364 / 27.6	31.0	29.2	31 / 458	KLYV-F
2 KATF-F	AC	24 / 10.5	9.8	11.1	11.4	11.9	360 / 27.3	27.1	31.0	35 / 501	KATF-F
3 WJOD-F	C	23 / 10.1	9.4	8.6	10.6	8.2	317 / 24.1	14.8	21.1	27 / 364	WJOD-F
4 KDTH	FS	19 / 8.3	8.5	8.2	9.7	8.2	253 / 19.2	19.8	19.7	20 / 276	KDTH
5 KXGE-F	CL AOR	17 / 7.5	5.4	4.9	4.8	5.3	220 / 16.7	14.2	13.3	18 / 238	KXGE-F
6 WGLR-F	C	15 / 6.6	6.3	6.2	3.1	6.6	135 / 10.3	9.8	10.0	16 / 153	WGLR-F
7 KGRR-F	CL HITS	14 / 6.2	6.7	7.4	4.8	4.9	171 / 13.0	14.9	16.1	21 / 267	KGRR-F
8 WDBQ-F	O	9 / 4.0	5.8	5.8	4.8	8.2	202 / 15.3	15.4	17.1	12 / 249	WDBQ-F
9 WMT	FS	7 / 3.1	2.2	2.1	4.4	1.6	98 / 7.4	7.7	8.6	24 / 285	WMT

12+ FM Share (Metro): 81.19% (164 of 202) (Spring 98: 78.34%)

18-34	18-49	25-54	35+	Wom 25-54	Men 25-54	12+ AMD	12+ Mid	12+ PMD	12+ Eve	12+ Wknd
1 KLYV-F	1 KLYV-F <	1 KATF-F	1 KDTH	1 KATF-F >	1 KGRR-F	1 KATF-F <	1 WJOD-F	1 KLYV-F	1 KLYV-F >>	1 KLYV-F >
2 KXGE-F	2 KATF-F <	2 KGRR-F	2 KATF-F	2 KLYV-F	1 KXGE-F >	2 KDTH	2 KATF-F	1 KATF-F	2 KXGE-F	2 WJOD-F <
3 WJOD-F	3 KXGE-F <	2 WJOD-F	3 WJOD-F >	2 WJOD-F >>	3 KATF-F	3 WJOD-F	3 KLYV-F	3 WJOD-F	3 KATF-F	3 KDTH <
4 KATF-F	4 WJOD-F	4 KXGE-F <	4 WGLR-F	4 KDTH	4 WJOD-F	4 KXGE-F <	4 KDTH	4 KXGE-F <	4 KGRR-F	4 KATF-F >
5 KGRR-F >	5 KGRR-F >	5 KLYV-F >	5 KGRR-F	4 KGRR-F	5 WGLR-F	5 KLYV-F <	4 WGLR-F <	5 KGRR-F	5 WJOD-F >	5 WDBQ-F
		6 WGLR-F	5 WDBQ-F	4 WGLR-F >	6 WIBA-F	6 WGLR-F >	6 WGLR-F	6 WGLR-F	6 KXGE-F <	5 KXGE-F
			7 WMT		6 WDBQ-F >	7 KGRR-F	7 KGRR-F >	6 KDTH		
			7 KXGE-F							

Other Rated Stations				Metro Share	Cume Rating	TSA AQH Cume	Other Rated Stations--Outside Market				Metro Share	Cume Rating	TSA AQH Cume		
KDST-F	C	99.3	Dyersville	1.3	3.0	6	106	KFMW-F	AOR	107.9	Waterloo	2.2	5.7	21	181
WDBQ	T/SPRTS	1490	Dubuque	1.8	6.4	5	89	KKRQ-F	CL HITS	100.7	Iowa City	0.4	2.2	7	99
WPVL	ST	1590	Platteville, WI	1.8	3.6	5	63	KOEL-F	C	92.3	Oelwein	0.4	1.9	6	159
WPVL-F	O	107.1	Platteville, WI	1.3	4.9	4	78	WCCI-F	C	100.3	Savanna, IL	0.9	2.2	3	42
								WDMP-F	C	99.3	Dodgeville, WI	2.2	2.7	12	114
								WEKZ-F	AC	93.7	Monroe, WI	0.4	2.1	2	61
								WGN	FS/T	720	Chicago	0.9	2.7	4	66
								WIBA-F	AOR	101.5	Madison, WI	2.2	2.5	7	82
								WIZM-F	CHR	93.3	La Crosse, WI	0.9	2.4	5	87
								WLS	T	890	Chicago	0.9	1.4	2	24
								WOLX-F	O	94.9	Baraboo, WI	0.4	2.6	2	53
								WPRE	C	980	Prairie du Chien, WI	0.0	0.2	1	25
								WQPC-F	C	94.3	Prairie du Chien, WI	1.8	3.0	13	129
								WXXQ-F	C	98.5	Freeport, IL	0.4	1.7	1	36
								WZEE-F	CHR	104.1	Madison, WI	0.9	3.1	5	111

AM Stations

KDTH	1370	5 kw (DA-N)	Full Service	CBS	Mc-Guild	Woodward
------	------	-------------	--------------	-----	----------	----------

FM Stations

KATF	92.9	100 kw @ 470	AC	CBS	Eastman	Woodward
KDST	99.3	3 kw @ 300	Country	ABC	---	Dyersville
KGRR	97.3	19 kw @ 380	Classic Hits	---	---	Epworth
KLYV	105.3	50 kw @ 330	CHR	Westwd	Allied	Cumulus
KXGE	102.3	2.4 kw @ 410	Classic AOR	Westwd	Allied	Cumulus
WDBQ	107.5	6 kw @ 328	Oldies	---	Allied	Cumulus
WGLR	97.7	3.9 kw @ 235	Country	ABC	---	Morgan Murphy
WJOD	103.3	6.6 kw @ 643	Country	Westwd	D&R	Cumulus
						Galena, IL
						Lancaster, WI
						Galena, IL

Notes: Other ranked stations -- See Cedar Rapids or Madison in the Spring 1999 American Radio ... 2/99 WJOD-F and KIKR-F swapped facilities: WJOD moved from 107.5 to 103.3; KIKR-F, from 103.3 to 107.5 ... 2/99 KIKR-F changed calls to WDBQ-F; remains Oldies

EAU CLAIRE, WI

Arbitron Rank: 232	Pop (12+): 119,200	Stations: 16 / 13	% Below Line: 6.0
Market TSL in Hours: 21.75		Diaries: 487/245:1/65.6%	% Not Listed: 14.1
Average Persons Rating: 16.6		Sample Target: 490	Total Retail Sales: \$1.8 Bil.

12+ Metro	Format	Spring 99 1/4 Share	Fall 98	Spg 98	Fall 97	Spg 97	12+ Metro Cume / Rtg	Fall 98	Spg 98	12+ TSA AQH / Cume	
1	WAXX-F	36 / 18.2	16.7	14.4	20.2	21.6	380 / 31.9	32.2	30.0	119 / 1142	WAXX-F
2	WQRB-F	23 / 11.6	12.8	13.4	10.1	11.6	283 / 23.7	26.4	27.4	35 / 387	WQRB-F
3	WIAL-F	21 / 10.6	12.8	12.9	11.7	11.6	345 / 29.0	33.3	33.5	32 / 509	WIAL-F
4	WBIZ-F	18 / 9.1	7.2	6.7	6.4	6.0	312 / 26.1	35.0	26.2	28 / 494	WBIZ-F
5	WECL-F	16 / 8.1	5.0	5.2	6.9	7.0	287 / 24.1	18.2	18.5	17 / 343	WECL-F
6	WMEQ-F	11 / 5.5	6.7	6.7	4.3	7.5	186 / 15.6	15.8	19.2	22 / 344	WMEQ-F
7	WEAQ	9 / 4.5	3.3	3.6	3.2	4.0	83 / 7.0	3.8	6.6	9 / 103	WEAQ
7	WCFW-F	9 / 4.5	4.4	4.1	3.2	2.0	137 / 11.5	9.4	9.0	12 / 211	WCFW-F
9	WATQ-F	8 / 4.0	4.4	5.7	5.9	1.0	109 / 9.1	10.6	12.2	19 / 263	WATQ-F

12+ FM Share (Metro): 87.65% (149 of 170) (Spring 98: 87.86%)

18-34	18-49	25-54	35+	Wom 25-54	Men 25-54	12+ AMD	12+ Mid	12+ PMD	12+ Eve	12+ Wknd
1 WBIZ-F <	1 WAXX-F	1 WAXX-F	1 WAXX-F >>	1 WAXX-F	1 WAXX-F >	1 WAXX-F >	1 WAXX-F >	1 WAXX-F	1 WIAL-F	1 WAXX-F >
2 WQRB-F	2 WQRB-F <	2 WQRB-F	2 WQRB-F <	1 WQRB-F	2 WQRB-F	2 WQRB-F	2 WQRB-F >	2 WQRB-F	2 WBIZ-F	2 WIAL-F
3 WIAL-F	3 WIAL-F	3 WIAL-F <	3 WECL-F	3 WIAL-F	3 WECL-F	3 WIAL-F	3 WIAL-F	3 WIAL-F	2 WAXX-F >	3 WQRB-F <
3 WAXX-F >	4 WBIZ-F	4 WECL-F >	4 WCFW-F	4 WECL-F >>	4 WIAL-F	4 WBIZ-F	3 WECL-F <	4 WECL-F	4 WQRB-F >	4 WBIZ-F
	5 WECL-F	5 WMEQ-F	4 WEAQ		5 WMEQ-F	4 WECL-F	5 WBIZ-F <	5 WBIZ-F >	5 WECL-F	5 WECL-F
			6 WIAL-F			6 WCFW-F	6 WMEQ-F >	6 WMEQ-F <		6 WCFW-F

Other Rated Stations				Metro Share	Cume Rating	TSA AQH Cume	Other Rated Stations--Outside Market				Metro Share	Cume Rating	TSA AQH Cume
WAYY	T	790	Eau Claire	2.5	9.6	5 121	WCCO	FS/T	830	Minneapolis	0.5	2.3	2 74
WBIZ	SPRTS	1400	Eau Claire	1.0	4.7	2 57	WMEQ	T	880	Menomonie	1.5	5.5	4 91
WEIO	ST	1050	Eau Claire	0.5	2.1	1 25							
WISM-F	CL AOR	98.1	Altoona	2.0	8.3	7 135							
WWIB-F	REL	103.7	Hallie	1.5	5.4	12 186							

AM Stations

WEAQ	1150	5 kw (Days)	Standards	ABC	Katz	Nelson	Chippewa Falls
------	------	-------------	-----------	-----	------	--------	----------------

FM Stations

WAXX	104.5	100 kw @ 1830	Country	ABC	Katz	Nelson	
WBIZ	100.7	100 kw @ 740	CHR		--	Cumulus, pend.	
WCFW	105.5	3 kw @ 300	Soft AC	AP	--		Chippewa Falls
WECL	92.9	3.3 kw @ 446	Oldies	Westwd	Katz	Nelson	Elk Mound
WIAL	94.1	85 kw @ 350	CHR/AC		Katz	Nelson	
WISM	98.1	25 kw @ 279	Classic AOR		Allied		Altoona
WMEQ	92.1	5.3 kw @ 465	Classic AOR	Westwd	Katz	Cumulus, pend.	Menomonie
WQRB	95.1	7.8 kw @ 561	Country		--	Cumulus, pend.	Bloomer

Notes: 4/99 WBIZ-AF, WMEQ-AF, WATQ-F, WQRB-F sold by Phillips to Cumulus for \$14,800,000

ELMIRA-CORNING, NY

Arbitron Rank: 199 Pop (12+): 156,500
 Market TSL in Hours: 19.00
 Average Persons Rating: 13.9

Stations: 24 / 17
 Diaries: 406/385:1/59.4%
 Sample Target: 410

% Below Line: 10.5
 % Not Listed: 21.6
 Total Retail Sales: \$1.72 Bil.

12+ Metro	Format	Spring 99 1/4 Share	Fall 98	Spg 98	Fall 97	Spg 97	12+ Metro Cume / Rtg	Fall 98	Spg 98	12+ TSA AQH / Cume	
1	WLKY-F	21 / 9.6	9.1	8.4	11.5	8.1	299 / 19.1	20.2	20.3	27 / 391	WLKY-F
2	WNKI-F	20 / 9.2	9.1	13.1	13.2	10.3	377 / 24.1	24.1	27.9	38 / 602	WNKI-F
3	WOKN-F	17 / 7.8	7.0	6.5	5.1	5.8	226 / 14.4	11.6	11.4	22 / 278	WOKN-F
4	WPGI-F	14 / 6.4	6.6	4.2	6.8	5.8	184 / 10.5	10.8	9.3	19 / 231	WPGI-F
5	WGMM-F	12 / 5.5	4.5	2.8	3.8	3.6	158 / 10.1	17.3	8.9	17 / 287	WGMM-F
6	WKPQ-F	10 / 4.6	4.1	2.8	5.1	6.7	155 / 9.9	9.3	8.1	11 / 215	WKPQ-F
6	WCKR-F	10 / 4.6	1.7	10.7	2.1	3.1	92 / 5.9	6.8	8.8	11 / 98	WCKR-F
8	WNGZ-F	8 / 3.7	2.9	1.9	2.1	0.9	144 / 9.2	7.1	4.5	11 / 194	WNGZ-F
8	WENY-F	8 / 3.7	7.0	3.3	5.6	6.7	92 / 5.8	11.5	10.5	9 / 105	WENY-F
10	WVIN-F	7 / 3.2	3.7	7.0	4.3	4.0	112 / 7.1	8.1	11.5	8 / 138	WVIN-F
10	WNVE-F	7 / 3.2	3.3	1.4	3.0	2.7	90 / 5.7	6.3	4.0	9 / 136	WNVE-F
12	WPHD-F	6 / 2.8	2.9	1.9	1.3	2.7	116 / 7.4	10.1	5.5	8 / 169	WPHD-F
12	WLEA	6 / 2.8	1.7		2.1		51 / 3.2	3.4		6 / 51	WLEA

12+ FM Share (Metro): 89.47% (153 of 171) (Spring 98: 88.30%)

18-34	18-49	25-54	35+	Wom 25-54	Men 25-54	12+ AMD	12+ Mid	12+ PMD	12+ Eve	12+ Wknd
1 WLKY-F	1 WLKY-F	1 WNKI-F	1 WGMM-F	1 WLKY-F	1 WGMM-F	1 WNKI-F	1 WLKY-F <	1 WLKY-F	1 WLKY-F >	1 WNKI-F
2 WNKI-F	2 WNKI-F <	2 WLKY-F	1 WPGI-F	2 WNKI-F	2 WNKI-F	2 WLKY-F <	2 WNKI-F	2 WNKI-F <	2 WENY-F	1 WLKY-F <
3 WOKN-F >	3 WOKN-F >	3 WGMM-F	3 WOKN-F	3 WOKN-F	2 WNGZ-F	3 WPGI-F <	3 WOKN-F	3 WOKN-F >	3 WCKR-F	3 WOKN-F <
4 WNGZ-F	4 WNGZ-F	4 WOKN-F	4 WNKI-F	4 WKPQ-F	2 WPGI-F	4 WOKN-F	3 WGMM-F	4 WGMM-F	3 WNKI-F	4 WPGI-F
5 WNVE-F	5 WPGI-F	5 WPGI-F	4 WCKR-F	5 WENY-F	5 WPHD-F	5 WVIN-F	5 WPGI-F	5 WCKR-F	3 WPHD-F	5 WCKR-F
	5 WENY-F	5 WENY-F	6 WENY-F	6 WGMM-F	6 WAAL-F	6 WKPQ-F	6 WCKR-F	6 WKPQ-F	3 WAAL-F	6 WKPQ-F
	7 WPHD-F	7 WKPQ-F	6 WLKY-F	7 WCKR-F	6 WNVE-F	7 WGMM-F	6 WNGZ-F	7 WPHD-F	7 WOKN-F	7 WNVE-F
	7 WKPQ-F	8 WPHD-F		7 WVIN-F	6 WOKN-F	7 WNGZ-F <	8 WENY-F	7 WNGZ-F	7 WNVE-F >	7 WGMM-F
	7 WGMM-F	8 WNGZ-F		7 WPGI-F >	6 WENY-F >	9 WENY-F >				7 WPHD-F

Other Rated Stations				Metro Share	Cume Rating	TSA AQH Cume	Other Rated Stations--Outside Market				Metro Share	Cume Rating	TSA AQH Cume		
WCBA-F	AC	98.7	Corning	1.4	4.9	4	129	WAAL-F	AOR	99.1	Binghamton	1.8	3.5	15	212
WELM	SPRTS	1410	Elmira	0.5	2.4	1	53	WDNY-F	AC	93.9	Dansville	0.9	3.0	3	66
WENY	T	1230	Elmira	0.9	3.3	2	61	WHAM	FS/T	1180	Rochester	0.9	2.6	3	63
WWLZ	T	820	Horseheads	1.4	4.1	4	124	WQNY-F	C	103.7	Ithaca	1.4	2.3	4	67
								WYLF	ST	850	Penn Yan	1.8	3.0	6	54
								WYXL-F	AC	97.3	Ithaca	0.5	2.7	4	85

AM Stations

WLEA	1480	2.5 kw/0.020 kw	Soft AC	ABC	---	WCKR-F	Homell
------	------	-----------------	---------	-----	-----	--------	--------

FM Stations

WCBA	98.7	2 kw @ 393	AC	CNN, Westwd	Roslin	WCBA/WGMM-F	Corning
WCKR	92.1	1.26 kw @ 510	Country	USA	---	WLEA	Homell
WENY	92.7	1.2 kw @ 716	AC	Westwd, JRN	Mc-Guild	Green	
WGMM	97.7	1.3 kw @ 482	Oldies	ABC	Roslin	WCBA-AF	Big Flats
WKPQ	105.3	43 kw @ 530	CHR	ABC, JRN	---		Homell
WLKY	94.3	1.75 kw @ 497	CHR	CBS, Westwd	Allied	Pembrook	
WNGZ	104.9	1.15 kw @ 480	Classic AOR		K&P	SabreCom	Montour Falls
WNKI	106.1	50 kw @ 492	CHR/AC	Westwd	---	SabreCom	Corning
WOKN	99.5	2.65 kw @ 489	Country		Allied	Pembrook	Southport
WPGI	100.9	3 kw @ 245	Country	ABC	Christal	SabreCom	Horseheads
WPHD	94.7	12 kw @ 482	Classic AOR		---		Tioga, PA
WVIN	98.3	2.75 kw @ 341	AC	CBS	Allied	Pembrook	Bath

Notes: Other ranked stations -- See Rochester or Binghamton in the Spring 1999 American Radio

FAYETTEVILLE (Northwest AR)

Arbitron Rank: 156	Pop (12+): 231,000	Stations: 14 / 13	% Below Line: 0.6
Market TSL in Hours: 19.00		Diaries: 629/367:1/52.5%	% Not Listed: 17.4
Average Persons Rating: 14.2		Sample Target: 590	Total Retail Sales: \$2.8 Bil.

12+ Metro	Format	Spring 99 1/4 Share	Fall 98	Spg 98	Fall 97	Spg 97	12+ Metro Cume / Rtg	Fall 98	Spg 98	12+ TSA AQH / Cume	
1	KMCK-F	CHR	43 / 13.1	6.7	9.2	7.6	576 / 24.9	21.3	21.3	53 / 720	KMCK-F
2	KKIX-F	C	40 / 12.2	21.2	15.4	17.3	586 / 25.4	26.2	29.2	58 / 766	KKIX-F
2	KEZA-F	AC	40 / 12.2	10.3	10.5	8.5	508 / 22.0	24.5	21.7	53 / 667	KEZA-F
4	KBVA-F	ST	28 / 8.5	5.8	5.9	5.3	262 / 11.3	13.0	12.1	31 / 300	KBVA-F
5	KMXF-F	AC/CHR	22 / 6.7	4.8	8.8	4.4	384 / 16.6	16.5	22.1	28 / 478	KMXF-F
5	KJEM-F	CL AOR	22 / 6.7	6.7	9.2	5.3	449 / 19.4	16.5	17.4	23 / 530	KJEM-F
7	KAMO-F	O	15 / 4.6	4.2	5.6	4.1	288 / 11.6	10.3	11.8	16 / 295	KAMO-F
8	KKEG-F	AOR/CL	12 / 3.7	3.5	3.3	7.9	226 / 9.8	9.9	12.5	12 / 231	KKEG-F
8	KFAY-F	C	12 / 3.7	6.7	4.3	3.8	236 / 10.2	11.6	9.8	16 / 299	KFAY-F
10	KDAB-F	G	11 / 3.4	3.8	1.6	3.8	176 / 7.6	7.2	5.0	13 / 223	KDAB-F
10	KBRS-F	AOR-NR	11 / 3.4	4.2	2.6	3.5	212 / 9.2	9.6	9.5	13 / 245	KBRS-F

12+ FM Share (Metro): 94.46% (256 of 271) (Spring 98: 92.16%)

18-34	18-49	25-54	35+	Wom 25-54	Men 25-54	12+ AMD	12+ Mid	12+ PMD	12+ Eve	12+ Wknd
1 KMCK-F	1 KEZA-F	1 KEZA-F >	1 KKIX-F	1 KEZA-F >	1 KEZA-F	1 KKIX-F <	1 KEZA-F <	1 KMCK-F	1 KMCK-F >	1 KBVA-F <
2 KMXF-F	2 KMCK-F	2 KKIX-F >	2 KBVA-F <	2 KMCK-F	2 KKIX-F	2 KEZA-F	2 KKIX-F <	2 KKIX-F <	2 KEZA-F	2 KMCK-F
3 KEZA-F >	3 KKIX-F <	3 KMXF-F	3 KEZA-F >>	3 KKIX-F >	3 KJEM-F	3 KMCK-F >	3 KMCK-F >	3 KEZA-F >	3 KKIX-F	2 KKIX-F <
4 KJEM-F	4 KMXF-F	3 KMCK-F	4 KJEM-F	4 KMXF-F	4 KKEG-F	4 KJEM-F <	4 KBVA-F	4 KBVA-F <	4 KBRS-F <	4 KEZA-F >
4 KBRS-F	4 KJEM-F >	3 KJEM-F	4 KAMO-F <	5 KJEM-F	5 KMXF-F	5 KBVA-F <	5 KMXF-F	5 KMXF-F	5 KJEM-F	5 KMXF-F
6 KKIX-F	6 KKEG-F	6 KKEG-F	6 KDAB-F	5 KAMO-F	6 KFAY-F	6 KMXF-F >	6 KJEM-F <	6 KJEM-F	5 KBVA-F >	5 KJEM-F >

Other Rated Stations				Metro Share	Cume Rating	TSA AQH Cume	Other Rated Stations--Outside Market				Metro Share	Cume Rating	TSA AQH Cume
KFAY	N/T	1030	Farmington	2.1	6.6	9 177	KRMG	FS	740	Tulsa	0.6	3.2	6 128
KURM	N/T	790	Rogers	1.8	6.2	7 156							

AM Stations

KFAY	1030	10 kw/1 kw (DA-2)	News/Talk	Westwd, ESPN	Roslin	Cumulus	Farmington
------	------	-------------------	-----------	--------------	--------	---------	------------

FM Stations

KAMO	94.3	25.1 kw @ 692	Oldies	ABC	---	Cumulus	Rogers
KBRS	104.9	2.75 kw @ 485	New Rock		---	Cumulus	Springdale
KBVA	106.5	37 kw @ 567	Standards	CNN	---	Hendren	Bella Vista
KDAB	94.9	21 kw @ 761	Gospel	USA	---		Prairie Grove
KEZA	107.9	100 kw @ 1259	AC		Banner	AMFM	
KFAY	98.3	100 kw @ 617	Country		Roslin	Cumulus	Bentonville
KJEM	93.3	100 kw @ 492	Classic AOR		Katz	AMFM	Seligman, MO
KKEG	92.1	7.6 kw @ 531	AOR/Classic AOR	AP	Roslin	Cumulus	
KKIX	103.9	100 kw @ 482	Country		Katz	AMFM	
KMCK	105.7	100 kw @ 476	CHR	AP	Christal	Cumulus	Siloam Springs
KMXF	101.9	50 kw @ 492	AC/CHR		Katz	AMFM	Lowell

Notes:

FLORENCE, SC

Arbitron Rank: 198	Pop (12+): 159,400	Stations: 23 / 14	% Below Line: 12.9
Market TSL in Hours: 18.50		Diaries: 581/274:1/47.5%	% Not Listed: 19.3
Average Persons Rating: 13.7		Sample Target: 550	Total Retail Sales: \$1.92 Bil.

12+ Metro	Format	Spring 99 1/4 Share	Fall 98	Spq 98	Fall 97	Spq 97	12+ Metro Cume / Rtg	Fall 98	Spq 98	12+ TSA AQH / Cume		
1	WYNN-F	B	29 / 13.3	16.3	12.5	12.5	10.5	381 / 23.9	25.8	21.4	38 / 590	WYNN-F
2	WYNN	B/G	23 / 10.6	10.4	13.0	11.3	9.6	256 / 16.1	15.2	15.6	25 / 293	WYNN
3	WJMX-F	CHR	18 / 8.3	8.3	11.1	11.7	7.4	329 / 20.6	23.8	23.7	30 / 540	WJMX-F
4	WHLZ-F	C	14 / 6.4	4.6	6.9	4.0	4.8	237 / 14.9	17.0	14.5	22 / 300	WHLZ-F
5	WMXT-F	CL AOR	12 / 5.5	2.5	2.8	3.2	3.0	175 / 11.0	8.3	10.6	14 / 218	WMXT-F
6	WWDM-F	B	11 / 5.1	5.4	3.7	5.3	7.0	289 / 18.1	16.9	13.7	20 / 405	WWDM-F
7	WEGX-F	C	9 / 4.1	2.9	4.6	5.7	5.7	189 / 11.9	9.7	12.9	19 / 403	WEGX-F
7	WDAR-F	SAC	9 / 4.1	4.2	5.1	5.3	4.8	163 / 10.2	11.1	14.3	15 / 236	WDAR-F
9	WSQN-F	B/O	8 / 3.7	4.2	5.1	5.7	3.5	120 / 7.5	9.2	10.6	9 / 163	WSQN-F
10	WJMX	N/T	6 / 2.8	3.8	3.7	2.4	2.6	98 / 6.1	8.2	5.8	7 / 119	WJMX
10	WBZF-F	B/G	6 / 2.8	2.1	2.8	2.8	2.2	148 / 9.3	8.0	8.1	6 / 183	WBZF-F

12+ FM Share (Metro): 83.14% (143 of 172) (Spring 98: 78.21%)

18-34	18-49	25-54	35+	Wom 25-54	Men 25-54	12+ AMD	12+ Mid	12+ PMD	12+ Eve	12+ Wknd
1 WYNN-F	1 WYNN-F >	1 WYNN-F <	1 WYNN >	1 WYNN >	1 WYNN-F	1 WYNN-F	1 WYNN-F <	1 WYNN-F >	1 WYNN-F >	1 WYNN
2 WJMX-F >	2 WJMX-F	2 WYNN	2 WHLZ-F	2 WYNN-F	2 WMXT-F >	2 WYNN	2 WYNN >	2 WJMX-F	2 WJMX-F <	2 WYNN-F >
3 WMXT-F	3 WYNN	3 WMXT-F	3 WYNN-F	3 WEGX-F	3 WYNN	3 WJMX-F	3 WJMX-F <	3 WHLZ-F <	3 WDAR-F	3 WJMX-F <
4 WWDM-F	3 WMXT-F >	4 WEGX-F	4 WSQN-F	3 WJMX-F	3 WEGX-F	4 WMXT-F	4 WHLZ-F	4 WYNN <	4 WWDM-F >	4 WWDM-F <
5 WYNN	5 WDAR-F	4 WHLZ-F	5 WEGX-F	5 WDAR-F	3 WHLZ-F	5 WHLZ-F <	5 WMXT-F	5 WMXT-F	5 WYNN	5 WHLZ-F
5 WDAR-F	5 WEGX-F	4 WJMX-F	5 WJMX	5 WHLZ-F	6 WJMX	6 WEGX-F >	6 WJMX	6 WWDM-F	5 WHLZ-F	6 WDAR-F
	5 WWDM-F	7 WSQN-F	7 WMXT-F	5 WMXT-F	6 WJMX-F		7 WEGX-F >	7 WDAR-F <	7 WSQN-F >	
			7 WDAR-F	5 WSQN-F >	6 WSQN-F			8 WEGX-F		
					6 WYAV-F >					

Other Rated Stations				Metro Share	Cume Rating	TSA AQH Cume	Other Rated Stations--Outside Market				Metro Share	Cume Rating	TSA AQH Cume		
WCMG-F	B/AC	94.3	Marion	1.4	6.4	16	239	WCOS-F	C	97.5	Columbia, SC	0.9	2.7	4	71
WFSF-F	AC/CHR	100.5	Marion	1.4	5.7	4	128	WFLB-F	O	96.5	Laurinburg, NC	1.4	3.0	11	201
WOLS	ST/REL	1230	Florence	1.8	2.9	4	47	WICI-F	B/AC	94.7	Sumter	0.5	2.3	1	62
WWFN-F	O	100.1	Lake City	1.8	5.4	4	85	WKZQ-F	AOR	101.7	Myrtle Beach	0.5	2.4	2	70
								WSTS-F	G	100.9	Fairmont, NC	0.5	1.5	7	115
								WWXM-F	CHR	97.7	Garden City	1.8	6.0	7	133
								WYAV-F	AOR/CL	104.1	Myrtle Beach	1.8	6.0	6	132
								WZFX-F	B	99.1	Whiteville, NC	0.5	2.5	13	287

AM Stations

WJMX	970	10 kw/3 kw (DA-N)	News/Talk	AP	Mc-Guild	Root
WYNN	540	0.25 kw/0.166 kw	Black/Gospel	AURN	Eastman	Cumulus

FM Stations

WBZF	98.5	20 kw @ 136	Black Gospel	Jones	Interep	Cumulus	Hartsville
WDAR	105.5	17 kw @ 400	Soft AC		---	Root	Darlington
WEGX	92.9	100 kw @ 1800	Country	ABC, UBN	---	Root	Dillon
WHLZ	92.5	98.2 kw @ 1170	Country	AP	Eastman	Cumulus	Manning
WJMX	103.3	50 kw @ 492	CHR	AP	Mc-Guild	Root	Cheraw
WMXT	102.1	50 kw @ 492	Classic AOR	ABC	Regional	Cumulus	Pamplico
WSQN	102.9	2.9 kw @ 466	Black Oldies		Mc-Guild	Root	Scranton
WYNN	106.3	6 kw @ 328	Black	AURN	Eastman	Cumulus	

Notes: WWDM-F -- See Columbia, SC in the Spring 1999 American Radio ... 4/99 WDAR-F changed from Country to Soft AC as "Sunny 105.5" ... 4/99 WMXT-F changed from Hot AC to Classic AOR as "The Fox" ... 6/99 The WBZF-F calls moved from 100.5 to 98.5 (ex-WHSC-F); the 100.5 became WFSF-F; the stations remain Black Gospel (98.5) and Hot AC (100.5), respectively

FORT COLLINS-GREELEY, CO

Arbitron Rank: 133 Pop (12+): 290,600	Stations: 28 / 7	% Below Line: 58.5
Market TSL in Hours: 19.50	Diaries: 665/437:1/51.3%	% Not Listed: 21.1
Average Persons Rating: 14.5	Sample Target: 620	Total Retail Sales: \$3.8 Bil.

12+ Metro	Format	Spring 99 1/4 Share	Fall 98	Spg 98	Fall 97	Spg 97	12+ Metro Cume / Rtg	Fall 98	Spg 98	12+ TSA AQH / Cume	
1	KRFX-F	41 / 9.7	8.7	8.3	6.7		497 / 17.1	16.1	19.4	41 / 497	KRFX-F
2	KUAD-F	31 / 7.3	6.0	5.1	8.0		460 / 15.8	13.5	15.9	31 / 460	KUAD-F
3	KOA	25 / 5.9	6.2	4.9	6.5		431 / 14.8	19.6	14.5	25 / 431	KOA
4	KALC-F	23 / 5.4	3.9	6.3	4.5		506 / 17.4	16.0	17.7	23 / 506	KALC-F
5	KTRR-F	22 / 5.2	6.2	5.6	3.0		349 / 12.0	12.1	12.2	22 / 349	KTRR-F
6	KYGO-F	18 / 4.3	2.8	2.7	4.2		248 / 8.5	9.5	10.9	18 / 248	KYGO-F
7	KBPI-F	17 / 4.0	2.8	4.3	4.0		333 / 11.5	8.3	11.7	17 / 333	KBPI-F
8	KQKS-F	16 / 3.8	3.4	3.8	2.7		342 / 11.8	8.6	10.4	16 / 342	KQKS-F
8	KCKK-F	16 / 3.8	2.3	2.7	2.0		242 / 8.3	4.8	9.3	16 / 242	KCKK-F
10	KOSI-F	14 / 3.3	2.8	3.8	3.7		244 / 8.4	8.9	12.7	14 / 244	KOSI-F
11	KBCO-F	13 / 3.1	1.8	2.5	2.0		271 / 9.3	6.9	8.6	13 / 271	KBCO-F
12	KTCL-F	11 / 2.6	2.8	3.1	2.5		328 / 11.3	10.7	10.7	11 / 328	KTCL-F
12	KPAW-F	11 / 2.6	3.4	3.1	4.2		291 / 10.0	8.7	10.0	11 / 291	KPAW-F
14	KXKL-F	10 / 2.4	3.7	4.9	4.0		360 / 12.4	11.9	15.8	10 / 360	KXKL-F

12+ FM Share (Metro): 84.08% (280 of 333) (Spring 98: 78.93%)

18-34	18-49	25-54	35+	Wom 25-54	Men 25-54	12+ AMD	12+ Mid	12+ PMD	12+ Eve	12+ Wknd
1 KRFX-F <	1 KRFX-F >	1 KRFX-F >	1 KOA <	1 KTRR-F <	1 KRFX-F >>	1 KRFX-F	1 KRFX-F >	1 KRFX-F	1 KBPI-F	1 KRFX-F
2 KALC-F >	2 KUAD-F <	2 KUAD-F >	2 KRFX-F	2 KOSI-F	2 KUAD-F	2 KUAD-F	2 KUAD-F <	2 KUAD-F	2 KOA	2 KUAD-F
3 KBPI-F <	3 KALC-F	3 KTRR-F	3 KUAD-F >	3 KUAD-F	2 KBPI-F >	3 KALC-F	3 KOA	3 KTRR-F	2 KQKS-F <	2 KQKS-F <
4 KUAD-F	4 KTRR-F	4 KBCO-F	4 KOSI-F <	4 KALC-F	4 KBCO-F	4 KOA	4 KTRR-F	4 KALC-F <	4 KCKK-F	4 KYGO-F
4 KTRR-F	5 KBCO-F	4 KOSI-F <	5 KYGO-F	5 KRFX-F	4 KOA	5 KTRR-F	5 KALC-F <	5 KOA	4 KRFX-F	5 KALC-F
6 KQKS-F	5 KBPI-F <	6 KALC-F	5 KTRR-F	6 KBCO-F	6 KPAW-F	6 KYGO-F	6 KOSI-F	6 KBPI-F	6 KALC-F	6 KOA
7 KTCL-F	7 KOSI-F	6 KBPI-F <	5 KCKK-F	6 KXKL-F	6 KTCL-F	7 KCKK-F	7 KBPI-F	7 KQKS-F	6 KRKS-F	6 KBPI-F
8 KYGO-F	7 KYGO-F	8 KOA	8 KXKL-F	6 KPAW-F		8 KQKS-F <	8 KBCO-F	7 KBCO-F	8 KUAD-F	6 KCKK-F <
	9 KPAW-F <	8 KPAW-F	8 KBCO-F	6 KYGO-F						9 KTRR-F
				6 KCKK-F >						

Other Rated Stations				Metro Share	Cume Rating	TSA AQH	Cume
KCOL	N/T	1410	Fort Collins	1.7	4.7	7	136
KFKA	T/SPRTS	1310	Greeley	0.7	2.8	3	82
KGLL-F	C	96.1	Greeley	1.9	6.7	8	196
KIIX	SPRTS	600	Wellington	0.9	4.2	4	121

Other Rated Stations—Outside Market				Metro Share	Cume Rating	TSA AQH	Cume
KHIH-F	J	95.7	Denver	1.2	3.4	5	98
KHOW	T	630	Denver	1.9	4.7	8	136
KIGN-F	AC	97.9	Cheyenne, WY	0.5	2.1	2	62
KIMN-F	AC	100.3	Denver	0.7	2.7	3	78
KKFN	SPRTS	950	Denver	0.9	4.8	4	140
KKHK-F	CL AOR	99.5	Denver	1.2	4.4	5	129
KRKS-F	REL	94.7	Boulder	0.7	2.2	3	63
KTLK	T	760	Thornton	0.5	2.3	2	66
KVOD-F	B/O	92.5	Greeley	1.4	5.7	6	165
KXPK-F	AOR-NR	96.5	Evergreen	1.2	5.0	5	144

FM Stations

KGLL	96.1	100 kw @ 660	Country	Eastman	Clear Channel
KPAW	107.9	100 kw @ 470	AC	Christal	Clear Channel
KTRR	102.5	50 kw @ 410	AC	Christal	Loveland
KUAD	99.1	100 kw @ 657	Country	Christal	Brill Windsor

Notes: Other ranked stations – See Denver in the Spring 1999 American Radio . . . KTRR-F is LMA'd to KUAD-F

FORT SMITH, AR

Arbitron Rank: 170 Pop (12+): 199,600	Stations: 18 / 16	% Below Line: 5.1
Market TSL in Hours: 17.50	Diaries: 462/432:1/59.3%	% Not Listed: 15.5
Average Persons Rating: 12.9	Sample Target: 440	Total Retail Sales: \$2.1 Bil.

12+ Metro	Format	Spring 99 1/4 Share	Fall 98	Spg 98	Fall 97	Spg 97	12+ Metro Cume / Rtg	Fall 98	Spg 98	12+ TSA AQH / Cume	
1	KTCS-F	32 / 12.4	11.1	14.2	15.6	17.8	492 / 24.6	24.9	27.4	41 / 716	KTCS-F
2	KZBB-F	29 / 11.2	10.4	10.0	4.6	4.6	454 / 22.8	21.6	18.8	45 / 764	KZBB-F
2	KMAG-F	29 / 11.2	14.1	13.8	17.7	13.9	508 / 25.4	26.4	29.7	41 / 830	KMAG-F
4	KISR-F	24 / 9.3	10.0	12.7	11.3	10.7	425 / 21.3	22.4	26.6	34 / 645	KISR-F
5	KOMS-F	15 / 5.8	6.7	6.5	6.7	8.9	229 / 11.5	10.1	11.5	31 / 435	KOMS-F
6	KLSZ-F	14 / 5.4	2.6	3.5	2.8	1.1	164 / 8.2	6.3	6.3	14 / 164	KLSZ-F
7	KZKZ-F	11 / 4.3	3.7	2.7	2.8	2.5	180 / 9.0	7.4	6.7	12 / 193	KZKZ-F
7	KEZA-F	11 / 4.3	4.4	5.0	4.2	5.4	237 / 11.9	10.0	9.8	20 / 362	KEZA-F
9	KREU-F	9 / 3.5	3.0	2.3	3.9	3.9	164 / 7.7	6.8	7.0	9 / 161	KREU-F
9	KBBQ-F	9 / 3.5	5.6	3.8	2.5	5.0	181 / 9.1	12.0	9.9	10 / 191	KBBQ-F

12+ FM Share (Metro): 93.58% (204 of 218) (Spring 98: 90.64%)

18-34	18-49	25-54	35+	Wom 25-54	Men 25-54	12+ AMD	12+ Mid	12+ PMD	12+ Eve	12+ Wknd
1 KISR-F	1 KMAG-F	1 KTCS-F	1 KTCS-F >	1 KZBB-F	1 KMAG-F	1 KZBB-F <	1 KTCS-F <	1 KZBB-F	1 KISR-F	1 KTCS-F
2 KMAG-F	2 KISR-F <	1 KMAG-F >	2 KMAG-F	1 KTCS-F	2 KLSZ-F	2 KTCS-F <	2 KMAG-F	1 KMAG-F <	2 KTCS-F	2 KZBB-F <
3 KZBB-F >	3 KZBB-F	3 KZBB-F	3 KOMS-F >>	3 KMAG-F >	2 KTCS-F	3 KMAG-F >	3 KZBB-F	3 KTCS-F	3 KZBB-F	3 KMAG-F <
4 KTCS-F	3 KTCS-F	3 KISR-F <		4 KISR-F	4 KISR-F	4 KISR-F	4 KISR-F	4 KISR-F >	3 KMAG-F	4 KISR-F
4 KLSZ-F	5 KLSZ-F >	5 KLSZ-F >		5 KEZA-F	5 KREU-F	5 KOMS-F >	4 KWHN	5 KZKZ-F <	5 KLSZ-F >	5 KOMS-F >
6 KREU-F >	6 KZKZ-F	6 KOMS-F		6 KZKZ-F	5 KOLX-F	6 KEZA-F <	6 KLSZ-F	6 KLSZ-F	6 KREU-F	6 KLSZ-F
		6 KZKZ-F		6 KBBQ-F	7 KEZU-F	7 KZKZ-F <	7 KOMS-F	6 KEZA-F <		
		6 KEZA-F			7 KOMS-F	8 KLSZ-F <	7 KBBQ-F <	8 KOMS-F >		

Other Rated Stations				Metro Cume Share Rating	TSA AQH Cume	Other Rated Stations--Outside Market				Metro Cume Share Rating	TSA AQH Cume				
KERX-F	CL HITS	95.3	Paris, AR	1.2	3.8	4	133	KDAB-F	G	94.9	Prairie Grove, AR	0.8	2.8	5	87
KEZU-F	AC	104.7	Booneville, AR	3.1	5.8	8	121								
KFPW	ST	1230	Fort Smith, AR	2.3	3.3	6	65								
KMXJ-F	CHR/AC	95.9	Sallisaw, OK	0.4	3.5	1	78								
KOLX-F	REL	94.5	Barling, AR	2.7	2.7	10	113								
KWHN	T	1320	Fort Smith	3.1	6.3	9	133								

AM Stations

KFPW	1230	1 kw	Standards	ABC	Riley	KBBQ-F
KWHN	1320	5 kw (DA-N)	Talk	Westwd, ABC, SRN	---	AMFM

FM Stations

KBBQ	100.7	25 kw @ 699	Oldies	ABC	Riley	KFPW	
KISR	93.7	100 kw @ 1250	CHR	ABC	---	KFSA	
KLSZ	102.7	12 kw @ 476	Classic AOR	---	Cumulus	Van Buren	
KMAG	99.1	100 kw @ 1968	Country	---	AMFM		
KOMS	107.3	100 kw @ 1810	Classic Country	CNN	Allied	Cumulus	Poteau, OK
KREU	92.3	0.74 kw @ 932	Classic Hits	---	---	---	Roland, OK
KTCS	99.9	100 kw @ 1919	Country	---	Christal	AMFM	
KZBB	97.9	100 kw @ 2300	CHR	ABC	Sentry	AMFM	Poteau, OK
KZKZ	106.3	3.5 kw @ 434	Contemp. Christian	USA, SRN	---	---	Greenwood, AR

Notes: KEZA-F - See Fayetteville (NW Arkansas) . . . 3/99 KLSZ-F and KOMS-F sold to Cumulus for \$2,100,000 (Media Services) . . . 7/99 KMXJ-F (95.9; Sallisaw, OK) sold to Cumulus for \$600,000 (Media Services)

FORT WALTON BEACH, FL

Arbitron Rank: 203 Pop (12+): 146,100
 Market TSL in Hours: 19.50
 Average Persons Rating: 14.4

Stations: 21 / 11
 Diaries: 366/399: 1/51.5%
 Sample Target: 360

% Below Line: 19.6
 % Not Listed: 16.2
 Total Retail Sales: \$1.79 Bil.

12+ Metro	Format	Spring 99 1/4 Share	Fall 98	Spg 98	Fall 97	Spg 97	12+ Metro Cume / Rtg	Fall 98	Spg 98	12+ TSA AQH / Cume	
1	WKSM-F	AOR 30 / 14.3	8.0	14.0	8.0	12.7	275 / 18.8	19.7	22.1	31 / 339	WKSM-F
2	WZNS-F	CHR 27 / 12.9	12.0	9.2	8.4		387 / 26.5	24.9	19.8	30 / 454	WZNS-F
3	WYZB-F	C 18 / 8.6	12.0	7.7	10.3	8.5	274 / 18.8	23.1	15.3	18 / 290	WYZB-F
4	WMXZ-F	CHR/AC 15 / 7.2	9.8	10.1	5.2	14.3	315 / 21.5	23.8	26.5	18 / 375	WMXZ-F
5	WBLX-F	B 12 / 5.7	6.7	2.9	7.0	4.8	145 / 9.9	13.5	10.5	12 / 160	WBLX-F
6	WNCV-F	SAC 11 / 5.2	7.6	6.8	11.3	7.9	194 / 13.3	14.5	11.5	14 / 250	WNCV-F
7	WMMK-F	O 10 / 4.8	4.0	3.4	2.3	4.2	148 / 10.0	11.8	9.2	12 / 181	WMMK-F
8	WAAZ-F	C 7 / 3.3	0.9	0.5	1.9	3.2	83 / 5.7	3.3	2.7	7 / 87	WAAZ-F
9	WYYX-F	AOR 6 / 2.9				1.1	50 / 3.4			14 / 119	WYYX-F

12+ FM Share (Metro): 95.45% (168 of 176) (Spring 98: 87.86%)

18-34	18-49	25-54	35+	Wom 25-54	Men 25-54	12+ AMD	12+ Mid	12+ PMD	12+ Eve	12+ Wknd
1 WZNS-F	1 WKSM-F	1 WKSM-F	1 WKSM-F >	1 WZNS-F >	1 WKSM-F >>>	1 WKSM-F	1 WKSM-F	1 WKSM-F	1 WZNS-F >	1 WKSM-F
2 WKSM-F	2 WZNS-F >	2 WZNS-F >	2 WZNS-F	2 WYZB-F >	2 WZNS-F	2 WZNS-F	2 WZNS-F	2 WZNS-F >	2 WKSM-F >>	2 WZNS-F
3 WBLX-F	3 WYZB-F	3 WYZB-F	3 WYZB-F	3 WMXZ-F	2 WMMK-F	3 WYZB-F	3 WYZB-F	3 WYZB-F	3 WBLX-F >	3 WMXZ-F
3 WYZB-F	4 WMXZ-F	4 WMXZ-F >	4 WMXZ-F	4 WNCV-F	2 WYYX-F	4 WNCV-F	4 WMXZ-F	4 WBLX-F <	4 WMXZ-F	3 WYZB-F >
5 WYYX-F	5 WBLX-F >	5 WMMK-F	4 WNCV-F	5 WKSM-F >	5 WMXZ-F	5 WMXZ-F	5 WMMK-F	5 WMXZ-F >	4 WYZB-F	5 WBLX-F >
		5 WNCV-F	6 WMMK-F		5 WBLX-F	6 WAAZ-F <	5 WNCV-F	6 WMMK-F <		
		5 WBLX-F	7 WAAZ-F		5 WYZB-F	7 WMMK-F <	7 WBLX-F	7 WNCV-F		
			8 WYCL-F			8 WYYX-F <				

Other Rated Stations				Metro Share	Cume Rating	TSA AQH Cume	Other Rated Stations--Outside Market				Metro Share	Cume Rating	TSA AQH Cume
WFAV	ST	1400	Fort Walton Beach	1.4	2.7	3 39	WDJR-F	C	96.9	Enterprise	0.5	3.0	7 102
WFTW	T	1260	Fort Walton Beach	2.4	5.5	9 108	WFSY-F	AC	98.5	Panama City	0.5	2.6	2 44
WSBZ-F	J	106.3	Miramar Beach	1.9	4.7	7 105	WILN-F	CHR	105.9	Panama City	0.5	3.4	1 59
WWAV-F	CL AOR	102.1	Santa Rosa	2.4	8.0	7 148	WTKE-F	SPRTS	98.1	Andalusia, AL	1.4	3.7	3 58
							WTKX-F	AOR	101.5	Pensacola	1.9	5.6	5 105
							WWRO-F	CL AOR	100.7	Pensacola	1.9	3.3	4 49
							WXBM-F	C	102.7	Milton	1.9	4.7	4 68
							WYCL-F	O	107.3	Pensacola	2.4	6.1	5 93

AM Stations

WFTW	1260	1 kw/0.131 kw	Talk	CNN, Westwd	Mc-Guild	Holladay
------	------	---------------	------	-------------	----------	----------

FM Stations

WAAZ	104.7	30 kw @ 276	Country	CBS	—	Crestview
WKSM	99.5	50 kw @ 492	AOR	Westwd	Mc-Guild	Holladay
WMMK	92.1	25 kw @ 223	Oldies	ABC	—	Destin
WMXZ	103.1	50 kw @ 482	CHR		—	Root
WNCV	100.3	3 kw @ 295	Soft AC	CNN, JRN	Mc-Guild	Holladay
WYZB	105.5	25 kw @ 305	Country		Mc-Guild	Holladay
WZNS	96.5	100 kw @ 649	CHR		Mc-Guild	Holladay

Notes: Other ranked stations - See Panama City, or in the Spring 1999 American Radio, Mobile

FREDERICK, MD

Arbitron Rank: 200	Pop (12+): 152,800	Stations: 35 / 3	% Below Line: 59.5
Market TSL in Hours: 20.50		Diaries: 455/336:1/51.5%	% Not Listed: 11.8
Average Persons Rating: 15.6		Sample Target: 450	Total Retail Sales: \$1.80 Bil.

12+ Metro	Format	Spring 99 1/4 Share	Fall 98	Spg 98	Fall 97	Spg 97	12+ Metro Cume / Rtg	Fall 98	Spg 98	12+ TSA AQH / Cume		
1	WFRE-F	C	41 / 17.2	16.7	14.3	12.1	18.1	530 / 34.7	29.2	32.2	41 / 530	WFRE-F
2	WAFY-F	AC	14 / 5.9	7.5	8.6	7.1	4.9	226 / 14.8	15.6	18.2	14 / 226	WAFY-F
3	WFMD	T/FS	13 / 5.5	5.6	3.3	4.6	6.2	226 / 14.8	14.7	14.4	13 / 226	WFMD
4	WWDC-F	AOR/CL	11 / 4.6	6.4	5.3	6.7	5.3	238 / 15.6	20.1	14.3	11 / 238	WWDC-F
5	WWVZ-F	CHR	10 / 4.2	4.4	6.9	4.6	3.3	206 / 13.5	13.7	18.8	10 / 206	WWVZ-F
5	WIYY-F	AOR	10 / 4.2	2.8	3.3	2.9	2.5	161 / 10.5	12.5	12.6	10 / 161	WIYY-F
5	WBIG-F	O	10 / 4.2	4.0	4.5	4.6	4.1	198 / 13.0	9.4	11.4	10 / 198	WBIG-F
8	WARX-F	O	9 / 3.8	4.0	2.9	2.5	6.2	195 / 12.8	11.7	11.7	9 / 195	WARX-F
9	WWMD-F	EZ	8 / 3.4	3.2	4.5	2.1	2.9	103 / 6.7	5.0	7.0	8 / 103	WWMD-F
10	WRQX-F	AC/CHR	7 / 2.9	2.8	2.9	1.7	2.1	154 / 10.1	8.7	9.5	7 / 154	WRQX-F
10	WMZQ-F	C	7 / 2.9	2.0	2.4	4.2	3.7	115 / 7.5	6.4	7.7	7 / 115	WMZQ-F
10	WGAY-F	B/O	7 / 2.9	0.8	2.4	2.5	2.1	94 / 6.1	2.6	5.6	7 / 94	WGAY-F

12+ FM Share (Metro): 89.52% (188 of 210) (Spring 98: 91.47%)

18-34	18-49	25-54	35+	Wom 25-54	Men 25-54	12+ AMD	12+ Mid	12+ PMD	12+ Eve	12+ Wknd
1 WFRE-F >	1 WFRE-F >	1 WFRE-F >	1 WFRE-F >>	1 WFRE-F >	1 WFRE-F >	1 WFRE-F >>>	1 WFRE-F >>	1 WFRE-F >>	1 WFRE-F >>	1 WFRE-F >>>
2 WIYY-F	2 WAFY-F	2 WAFY-F >	2 WFMD	2 WAFY-F >>	2 WIYY-F	2 WFMD	2 WAFY-F <	2 WAFY-F <	2 WWVZ-F	2 WWVZ-F
3 WAFY-F	3 WIYY-F	3 WARX-F	3 WBIG-F	3 WWVZ-F	3 WGAY-F	3 WAFY-F <	3 WFMD	3 WWDC-F <	2 WWDC-F	2 WAFY-F
3 WWDC-F >	4 WWDC-F	4 WBIG-F	4 WWMD-F	3 WARX-F	3 WMZQ-F	4 WIYY-F	4 WGAY-F <	4 WFMD	4 WAFY-F	4 WWDC-F
5 WWVZ-F	5 WWVZ-F	4 WIYY-F	4 WARX-F	3 WRQX-F	5 WBIG-F	5 WBIG-F	5 WIYY-F <	5 WBIG-F	4 WKYS-F	4 WBIG-F
5 WKYS-F	5 WRQX-F	6 WFMD	6 WAFY-F			5 WWVZ-F	6 WWMD-F <	6 WIYY-F	6 WFMD	6 WFMD
	7 WBIG-F	6 WRQX-F	7 WGAY-F >			5 WARX-F <		7 WWVZ-F	6 WHFS-F	6 WIYY-F
	7 WARX-F	6 WGAY-F				8 WWMD-F <		7 WARX-F >	6 WMZQ-F	6 WMZQ-F
		6 WMZQ-F								

Other Rated Stations--Outside Market			Metro Share	Cume Rating	TSA AQH Cume
WARW-F	CL AOR	94.7 Bethesda, MD	2.1	7.6	5 116
WASH-F	AC	97.1 Washington	1.7	4.8	4 73
WBAL	N/T	1090 Baltimore	0.8	2.9	2 44
WERQ-F	B/CHR	92.3 Baltimore	0.4	2.2	1 34
WGMS-F	CL	103.5 Washington	1.3	2.7	3 41
WGRX-F	C	100.7 Westminster, MD	0.8	3.3	2 50
WHFS-F	AOR-NR	99.1 Annapolis, MD	1.7	7.5	4 115
WHUR-F	B/AC	96.3 Washington	1.7	4.8	4 74
WJFK-F	T/J	106.7 Manassas, VA	0.8	2.2	2 34
WJZW-F	J	105.9 Alexandria, VA	1.3	2.1	3 33
WKMZ-F	CL AOR	97.5 Martinsburg, WV	1.3	3.2	3 49
WKYS-F	B	93.9 Washington	2.1	6.4	5 97
WLIF-F	SAC	101.9 Baltimore	0.4	2.4	1 37
WMAL	FS/T	630 Washington	1.3	4.4	3 67
WPGC-F	B/CHR	95.5 Morningside, MD	0.8	3.4	2 52
WPOC-F	C	93.1 Baltimore	1.7	4.6	4 71
WSRT-F	CL HITS	92.7 Mercersburg, PA	0.8	2.3	2 36
WTEM	SPRTS	980 Washington	0.4	2.8	1 42
WTOP	N	1500 Washington	1.3	2.9	3 45
WWMX-F	AC/CHR	106.5 Baltimore	0.8	5.3	2 81
WWZZ-F	CHR	104.1 Waldorf, MD	1.3	6.0	3 92
WXYV-F	CHR	102.7 Baltimore	0.4	3.1	1 48
WYCR-F	CHR	98.5 Hanover, PA	1.3	4.6	3 70

AM Stations

WFMD	930	5 kw/2.5 kw (DA-2)	Talk/Full Service	CBS	---	AMFM
------	-----	--------------------	-------------------	-----	-----	------

FM Stations

WAFY	103.1	1 kw @ 571	AC	---	---	Middletown
WFRE	99.9	9 kw @ 1110	Country	---	AMFM	
WWVZ	103.9	0.42 kw @ 910	CHR	Sentry	Bonneville	Braddock Heights

Notes: Other ranked stations -- See Hagerstown-Waynesboro-Chambersburg, MD-PA or, in the Spring 1999 American Radio, Baltimore or Washington, DC... The market's metro and total survey areas are the same

GRAND FORKS, ND-MN

Arbitron Rank: 259 Pop (12+): 83,500	Stations: 18 / 12	% Below Line: 8.5
Market TSL in Hours: 20.75	Diaries: 396/211:1/60.8%	% Not Listed: 12.3
Average Persons Rating: 15.6	Sample Target: 410	Total Retail Sales: \$1.17 Bil.

12+ Metro	Format	Spring 99 1/4 Share	Fall 98	Spg 98	Fall 97	Spg 97	12+ Metro Cume / Rtg	Fall 98	Spg 98	12+ TSA AQH / Cume	
1	KJKJ-F	CL AOR	19 / 14.6	14.6	10.7	13.3	167 / 20.1	19.7	22.1	25 / 233	KJKJ-F
2	KKXL-F	CHR	18 / 13.9	14.6	17.1	9.4	250 / 29.9	34.9	33.8	22 / 327	KKXL-F
3	KYCK-F	C	16 / 12.3	13.0	8.5	11.7	194 / 23.2	26.8	22.9	23 / 300	KYCK-F
4	KNOX-F	C/O	9 / 6.9	4.6	8.5	5.5	91 / 10.9	8.0	14.8	11 / 129	KNOX-F
5	KZLT-F	AC/CHR	8 / 6.2	5.4	8.5	8.6	178 / 21.3	19.3	20.2	10 / 217	KZLT-F
5	KSNR-F	O	8 / 6.2	4.6	5.7	3.9	126 / 15.1	13.5	16.9	15 / 262	KSNR-F
7	KROX	AC	6 / 4.6	3.1	2.1	2.3	72 / 8.7	5.9	6.8	6 / 85	KROX
7	KCNN	T	6 / 4.6	6.1	3.6	7.8	109 / 13.0	16.7	9.5	7 / 131	KCNN
9	KQHT-F	SAC	5 / 3.9	2.3	3.6	3.1	111 / 13.3	9.4	11.6	10 / 154	KQHT-F

12+ FM Share (Metro): 78.07% (89 of 114) (Spring 98: 77.42%)

18-34	18-49	25-54	35+	Wom 25-54	Men 25-54	12+ AMD	12+ Mid	12+ PMD	12+ Eve	12+ Wknd
1 KJKJ-F	1 KJKJ-F	1 KJKJ-F	1 KYCK-F	1 KYCK-F >	1 KJKJ-F >>>	1 KJKJ-F	1 KJKJ-F	1 KJKJ-F <	1 KKXL-F	1 KKXL-F >
2 KKXL-F >	2 KKXL-F	2 KYCK-F	2 KJKJ-F	2 KSNR-F	2 KYCK-F	2 KYCK-F <	2 KYCK-F	2 KKXL-F	2 KJKJ-F >	2 KYCK-F
3 KYCK-F >>	3 KYCK-F >>	3 KKXL-F	2 KNOX-F	2 KKXL-F	3 KKXL-F	3 KKXL-F	3 KKXL-F >	3 KYCK-F >	3 KYCK-F >	3 KJKJ-F
4 KZLT-F >	4 KSNR-F	4 KSNR-F	4 KROX	2 KZLT-F	4 KSNR-F >	4 KROX	4 KNOX-F	4 KSNR-F <	4 KSNR-F	4 KNOX-F
		5 KZLT-F	4 KCNN	5 KJKJ-F		5 KCNN	5 KCNN <	5 KNOX-F	4 KZLT-F	5 KSNR-F
			6 KSNR-F	5 KROX		5 KZLT-F	6 KSNR-F			6 KROX
				5 KQHT-F >>						6 KZLT-F

Other Rated Stations				Metro Share	Cume Rating	TSA AQH Cume	Other Rated Stations—Outside Market				Metro Share	Cume Rating	TSA AQH Cume
KKEQ-F	REL-CC	107.1	Fosston, MN	0.8	2.9	1 40	KFGO	FS	790	Fargo	2.3	6.4	16 156
KKXL	ST	1440	Grand Forks	3.1	6.3	6 94	KFGO-F	C	101.9	Fargo	0.8	4.6	6 92
KNOX	N/T	1310	Grand Forks	2.3	10.7	6 136	KFGX-F	AOR	95.1	Detroit Lakes, MN	0.8	3.8	3 75
							KQWB-F	AOR/CL	98.7	Fargo	0.8	4.7	8 81
							WDAY	T	970	Fargo	2.3	4.9	8 115
							WDAY-F	CHR	93.7	Fargo	1.5	10.5	7 179

AM Stations

KCNN	1590	5 kw/1 kw (DA-2)	Talk	CBS, ABC, Westwd	D&R	KZLT-F	E. Grand Forks, MN
KROX	1260	1 kw/0.5 kw (DA-N)	AC	Westwd	--		Crookston, MN

FM Stations

KJKJ	107.5	100 kw @ 456	Classic AOR	Westwd	Eastman	Clr Chnl, pend.	
KKXL	92.9	100 kw @ 358	CHR		Allied	Clr Chnl, pend.	
KNOX	94.7	100 kw @ 325	Classic Country	ABC	Katz	Leighton	
KQHT	96.1	100 kw @ 414	Soft AC		Christal	Clr Chnl, pend.	Crookston, MN
KSNR	100.3	100 kw @ 564	Oldies	ABC	K&P	Clr Chnl, pend.	Thief River Falls, MN
KYCK	97.1	100 kw @ 403	Country		D&R	Leighton	Crookston, MN
KZLT	104.3	100 kw @ 444	AC/CHR		D&R	KCNN	E. Grand Forks, MN

Notes: 8/99 KKXL-AF, KJKJ-F, KQHT-F and KSNR-F sold by Tom Ingstad (with five stations in Yakima, WA) to Clear Channel for \$19,710,000

GRAND JUNCTION, CO

Arbitron Rank: 251	Pop (12+): 93,600	Stations: 12 / 10	% Below Line: 3.0
Market TSL in Hours: 18.75		Diaries: 453/207:1/60.2%	% Not Listed: 19.7
Average Persons Rating: 14.1		Sample Target: 400	Total Retail Sales: \$1.18 Bil.

12+ Metro	Format	Spring 99 1/4 Share	Fall 98	Spg 98	Fall 97	Spg 97	12+ Metro Cume / Rtg	Fall 98	Spg 98	12+ TSA AQH / Cume	
1	KMXY-F	19 / 14.4	15.6	14.8	13.7	13.0	292 / 31.2	30.5	27.9	35 / 544	KMXY-F
2	KEKB-F	18 / 13.7	17.8	14.1	18.1	18.3	238 / 25.4	34.1	26.4	20 / 279	KEKB-F
3	KSTR-F	11 / 8.3	9.9	12.0	12.3	9.2	219 / 23.4	22.9	29.7	15 / 336	KSTR-F
4	KNZZ	10 / 7.6	9.2	9.1	8.7	9.2	134 / 14.3	18.2	17.2	16 / 238	KNZZ
4	KKNN-F	10 / 7.6	5.0	5.6	3.6	6.9	131 / 14.0	12.1	9.8	14 / 182	KKNN-F
6	KSNJ-F	8 / 6.1					72 / 7.7			14 / 102	KSNJ-F
6	KJYE-F	8 / 6.1	7.8	7.0	8.7	9.9	103 / 11.0	13.1	15.1	17 / 241	KJYE-F
6	KBKL-F	8 / 6.1	9.2	7.7	6.5	6.9	172 / 18.4	20.5	23.1	17 / 311	KBKL-F

12+ FM Share (Metro): 86.79% (92 of 106) (Spring 98: 82.20%)

18-34	18-49	25-54	35+	Wom 25-54	Men 25-54	12+ AMD	12+ Mid	12+ PMD	12+ Eve	12+ Wknd
1 KMXY-F	1 KMXY-F <	1 KEKB-F	1 KEKB-F	1 KMXY-F	1 KEKB-F	1 KEKB-F	1 KMXY-F <	1 KMXY-F	1 KMXY-F	1 KMXY-F <
2 KKNN-F	2 KEKB-F >	2 KMXY-F >	2 KNZZ	2 KEKB-F >	2 KKNN-F	2 KMXY-F	2 KNZZ <	2 KEKB-F	2 KEKB-F	2 KEKB-F >
3 KSTR-F	3 KSTR-F	3 KKNN-F	3 KSNJ-F	3 KJYE-F	3 KSTR-F	3 KNZZ	3 KEKB-F >	3 KSTR-F >	3 KKNN-F	3 KSNJ-F
3 KEKB-F >>	3 KKNN-F >	4 KSTR-F	3 KJYE-F	3 KBKL-F >	3 KNZZ	4 KSTR-F	4 KSTR-F <	4 KQIX-F	4 KSTR-F	4 KSTR-F
	5 KQIX-F	4 KQIX-F	5 KBKL-F	5 KSTR-F	5 KQIX-F	4 KJYE-F <	5 KJYE-F	4 KNZZ	5 KBKL-F >	4 KKNN-F
		4 KBKL-F	6 KMXY-F	5 KQIX-F	5 KMXY-F	6 KKNN-F	6 KKNN-F <	4 KKNN-F		6 KBKL-F
			4 KBKL-F	5 KNZZ	5 KBKL-F >	6 KBKL-F <	7 KSNJ-F <	7 KSNJ-F		
				5 KKNN-F >						

Other Rated Stations				Metro Share	Cume Rating	TSA AQH Cume	Other Rated Stations—Outside Market				Metro Share	Cume Rating	TSA AQH Cume
KQIL	SPRTS	1340	Grand Junction	2.3	6.5	3 60	KOA	FS/T	850	Denver	0.8	2.3	2 77
KQIX-F	CHR	93.1	Grand Junction	5.3	17.2	17 255	KZKS-F	C	105.3	Rifle	2.3	7.1	19 140

AM Stations

KNZZ	1100	50 kw/10 kw (DA-N)	News/Talk	ABC	Allied	KJYE-F/KSNJ-F
------	------	--------------------	-----------	-----	--------	---------------

FM Stations

KBKL	107.9	100 kw @ 1460	Oldies		Banner	Cumulus	
KEKB	99.9	79 kw @ 1542	Country		Banner	Cumulus	Fruita
KJYE	92.3	100 kw @ 1378	Soft AC		Allied	KNZZ/KSNJ-F	
KKNN	95.1	100 kw @ 969	Country		Katz	Cumulus	Delta
KMXY	104.3	100 kw @ 1460	CHR/AC		Banner	Cumulus	
KSNJ	100.7	42 kw @ 1378	Standards	ABC, Westwd	Allied	KNZZ/KJYE-F	
KSTR	96.1	91 kw @ 1100	AOR/Classic AOR		Mc-Guild	KSTR (AM)	Montrose

Notes: 3/99 KSNJ-F began operation, programming standards as "Sunny 100.7" ... 3/99 KSTR (620) changed from simulcasting AOR/CL KSTR-F to Children's ...
6/99 KKNN-F changed from Country to AOR ... 7/99 KSTR-F changed from AOR/Classic AOR to Classic Hits

GREAT FALLS, MT

Arbitron Rank: 264	Pop (12+): 64,700	Stations: 9 / 9	% Below Line: 0.0
Market TSL in Hours: 18.25	Diaries: 274/236:1/60.2%	% Not Listed: 11.1	
Average Persons Rating: 13.9	Sample Target: 280	Total Retail Sales: \$0.82 Bil.	

12+ Metro	Format	Spring 99		Fall	Spq	Fall	Spq	12+ Metro	Fall	Spq	12+ TSA		
		1/4	Share	98	98	97	97		Cume / Rtg	98	98	AQH / Cume	
1	KAAC-F AC	26 / 28.9	13.4	14.8	9.1	17.9	268 / 41.4	34.5	33.6	30 / 315	KAAC-F		
2	KMON C/FS	12 / 13.3	7.8	9.5	13.7	14.8	122 / 18.8	19.1	20.8	27 / 312	KMON		
3	KQDI-F AOR/CL	11 / 12.2	12.3	15.8	13.7	10.6	159 / 24.8	25.8	26.9	13 / 185	KQDI-F		
4	KLFM-F O	10 / 11.1	12.3	8.4	11.8	10.6	154 / 23.8	26.9	24.9	12 / 191	KLFM-F		
5	KMON-F C	7 / 7.8	22.3	13.7	18.2	26.4	137 / 21.1	35.6	31.3	10 / 202	KMON-F		
6	KXGF ST	6 / 6.7	7.8	12.7	8.2	4.2	68 / 10.6	10.8	13.6	6 / 73	KXGF		
7	KQDI T	3 / 3.3	4.5	5.3	1.8	3.2	48 / 7.4	7.1	7.3	4 / 63	KQDI		
7	KEIN C/O	3 / 3.3	2.2	2.1	2.7	1.1	44 / 6.7	5.8	8.3	4 / 67	KEIN		
9	KEIN-F C	2 / 2.2	3.4	2.1	2.7		72 / 11.1	10.8	12.4	5 / 109	KEIN-F		

12+ FM Share (Metro): 70.00% (56 of 80) (Spring 98: 65.43%)

18-34	18-49	25-54	35+	Wom 25-54	Men 25-54	12+ AMD	12+ Mid	12+ PMD	12+ Eve	12+ Wknd
1 KAAK-F >>	1 KAAK-F >>	1 KAAK-F >>>	1 KAAK-F	1 KAAK-F >>>	1 KAAK-F	1 KAAK-F >	1 KAAK-F >>	1 KAAK-F >>	1 KAAK-F >>>	1 KAAK-F >>
2 KQDI-F >	2 KQDI-F >>	2 KQDI-F	2 KMON >	2 KMON-F	2 KQDI-F >>	2 KMON >	2 KQDI-F <	2 KQDI-F >	2 KQDI-F	2 KMON
3 KMON-F >>>	3 KMON-F	3 KLFM-F	3 KLFM-F	2 KLFM-F >	3 KMON	3 KQDI-F <	3 KLFM-F	3 KMON	3 KMON-F >	3 KLFM-F >
	3 KLFM-F >>		4 KXGF	3 KLFM-F >	4 KMON-F	4 KMON	4 KLFM-F			4 KQDI-F
			4 KQDI-F >>		4 KLFM-F >					

AM Stations

KEIN	1310	5 kw/1 kw	Classic Country	ABC	Katz
KMON	560	5 kw (DA-N)	Country/Full Svc.	ABC	Allied Star Radio
KQDI	1450	1 kw	Talk	Westwd	Mc-Guild Fisher/Sunbrook
KXGF	1400	1 kw	Standards	ABC	Mc-Guild Fisher/Sunbrook

FM Stations

KAAC	98.9	100 kw @ 482	AC/CHR		Mc-Guild	Fisher/Sunbrook
KEIN	93.7	100 kw @ 558	Country	ABC, Westwd	Katz	Conrad
KLFM	92.9	100 kw @ 450	Oldies	JRN	Allied	Star Radio
KMON	94.5	36 kw @ 469	Country		Allied	Star Radio
KQDI	106.1	100 kw @ 371	AOR/Classic AOR	Westwd	Mc-Guild	Fisher/Sunbrook

Notes: KEIN-F is LMA'd to KEIN

HAGERSTOWN-CHAMBERSBURG-WAYNESBORO, MD-PA

Arbitron Rank: 161	Pop (12+): 215,400	Stations: 30 / 14	% Below Line: 21.0
Market TSL In Hours: 21.75		Diaries: 633/340: 1/60.4%	% Not Listed: 20.7
Average Persons Rating: 16.1		Sample Target: 620	Total Retail Sales: \$2.4 Bil.

12+ Metro	Format	Spring 99 1/4 Share	Fall 98	Spg 98	Fall 97	Spg 97	12+ Metro Cume / Rtg	Fall 98	Spg 98	12+ TSA AQH / Cume	
1	WIKZ-F	31 / 8.9	7.5	7.2	7.2	9.7	490 / 22.7	19.8	20.2	38 / 615	WIKZ-F
2	WSRT-F	28 / 8.1	7.5	8.1	6.3	6.5	313 / 14.5	15.5	15.0	30 / 360	WSRT-F
2	WAYZ-F	28 / 8.1	12.9	9.8	13.5	13.3	415 / 19.3	22.0	18.9	33 / 631	WAYZ-F
4	WFRE-F	24 / 6.9	5.0	5.2	6.0	4.5	247 / 11.5	14.5	10.7	28 / 373	WFRE-F
5	WWMD-F	17 / 4.9	7.5	6.6	6.0	6.5	201 / 9.3	10.4	11.4	28 / 299	WWMD-F
6	WQCM-F	16 / 4.6	4.1	4.0	2.8	4.5	247 / 11.5	11.6	11.4	16 / 296	WQCM-F
7	WARX-F	14 / 4.0	6.0	4.6	2.8	4.2	293 / 13.6	14.6	13.0	23 / 437	WARX-F
8	WEEO-F	12 / 3.5	0.6	1.2	2.2		187 / 8.7	2.9	3.5	13 / 215	WEEO-F
9	WYII-F	11 / 3.2	3.8	4.0	7.2	4.5	131 / 6.1	7.3	8.2	20 / 180	WYII-F
9	WJEJ	11 / 3.2	1.9	2.9	4.4	3.2	116 / 5.4	4.3	7.0	11 / 130	WJEJ
11	WHAG	8 / 2.3	3.8	2.3	0.6	1.6	105 / 4.9	5.3	5.9	8 / 108	WHAG
12	WKMZ-F	7 / 2.0	1.9	0.9	0.9	1.3	164 / 7.6	5.5	5.7	28 / 355	WKMZ-F
12	WIYY-F	7 / 2.0	1.3	2.0	1.3	1.3	91 / 4.2	3.7	3.9	7 / 115	WIYY-F
12	WCHA-F	7 / 2.0	2.5	4.3	2.8	1.9	145 / 6.7	8.6	10.3	7 / 163	WCHA-F
12	WCHA	7 / 2.0	1.3	2.3	1.9	2.9	77 / 3.6	6.2	4.9	8 / 90	WCHA

12+ FM Share (Metro): 88.73% (244 of 275) (Spring 98: 88.69%)

18-34	18-49	25-54	35+	Wom 25-54	Men 25-54	12+ AMD	12+ Mid	12+ PMD	12+ Eve	12+ Wknd
1 WSRT-F	1 WIKZ-F	1 WIKZ-F	1 WAYZ-F	1 WIKZ-F >>	1 WSRT-F	1 WAYZ-F <	1 WIKZ-F	1 WIKZ-F	1 WSRT-F	1 WAYZ-F
2 WIKZ-F	1 WSRT-F >	2 WSRT-F	2 WIKZ-F	2 WSRT-F	2 WFRE-F	2 WIKZ-F	2 WSRT-F	1 WSRT-F	2 WIKZ-F	1 WFRE-F
3 WFRE-F	3 WAYZ-F	3 WFRE-F <	2 WSRT-F	3 WAYZ-F	3 WAYZ-F >	3 WFRE-F <	3 WAYZ-F <	3 WAYZ-F	3 WQCM-F	3 WSRT-F <
3 WQCM-F	3 WQCM-F <	4 WAYZ-F >	4 WWMD-F	3 WFRE-F	4 WARX-F	4 WJEJ <	4 WFRE-F	4 WFRE-F	4 WEEO-F	4 WIKZ-F
5 WEEO-F	5 WFRE-F >	5 WARX-F	4 WFRE-F	3 WQCM-F	5 WIKZ-F	5 WSRT-F <	5 WWMD-F <	5 WQCM-F <	5 WFRE-F	5 WEEO-F <
5 WIYY-F	6 WEEO-F	5 WQCM-F >	6 WARX-F	6 WARX-F >	6 WQCM-F	6 WARX-F	6 WQCM-F <	6 WWMD-F <	6 WWMD-F <	6 WWMD-F <
5 WAYZ-F >	7 WARX-F	7 WJEJ				7 WWMD-F	7 WHAG	7 WEEO-F >		7 WQCM-F
						7 WYII-F <	8 WARX-F >			

Other Rated Stations				Metro Cume Share Rating	TSA AQH Cume	Other Rated Stations—Outside Market				Metro Cume Share Rating	TSA AQH Cume				
WARK	T	1490	Hagerstown	1.4	4.6	5	99	WARX-F	CL AOR	94.7	Bethesda, MD	0.9	1.8	3	69
								WBIG-F	O	100.3	Washington, DC	0.6	3.2	4	130
								WFGY-F	C	98.1	Altoona, PA	0.9	2.5	3	80
								WINC-F	AC/CHR	92.5	Winchester, VA	1.2	3.8	16	329
								WJZW-F	J	105.9	Alexandria, VA	0.6	2.1	11	108
								WKYS-F	B	93.9	Washington, DC	1.2	4.0	9	128
								WNNK-F	CHR	104.1	Harrisburg, PA	0.9	2.7	3	58
								WQXA-F	AOR-NR	105.7	York, PA	0.9	3.1	3	79
								WRQX-F	AC/CHR	107.3	Washington, DC	0.9	1.8	3	45
								WUSQ-F	C	102.5	Winchester, VA	0.6	2.3	12	316
								WWDC-F	AOR/CL	101.1	Washington, DC	1.4	5.4	12	241
								WWWZ-F	CHR	103.9	Braddock Heights, MD	0.9	2.5	6	96
								WYCR-F	CHR	98.5	Hanover, PA	1.4	6.0	6	151

AM Stations

WCHA	800	1 kw/0.2 kw	Country	ABC	---	WIKZ-F/WCHA-F	Chambersburg
WHAG	1410	1 kw/0.099 kw (DA-2)	Talk/News	ABC, ESPN	Dome	WQCM-F	Halfway
WJEJ	1240	1 kw	Full Service	CBS	---	WWMD-F	Hagerstown

FM Stations

WARX	106.9	15.5 kw @ 853	Oldies	Westwd	---	WARK	Hagerstown
WAYZ	101.5	50 kw @ 230	Country	Westwd, AP	---	VerStandig	Waynesboro
WCHA	94.3	3.5 kw @ 430	Country		---	WCHA/WIKZ-F	Greencastle
WEEO	103.7	0.135 kw @ 1555	Oldies	Westwd	Dome	Allegheny Mtn.	McConnellsburg
WIKZ	95.1	50 kw @ 449	CHR/AC		---	WCHA-AF	Chambersburg
WKMZ	97.5	12.5 kw @ 1008	Classic AOR	CNN	K&P	Prettyman	Martinsburg, WV
WQCM	96.7	4.8 kw @ 165	AOR/Classic AOR	ABC	Dome	WHAG (AM)	Halfway, MD
WSRT	92.1	3.3 kw @ 295	Classic Hits	Westwd	---	VerStandig	Mercersburg
WWMD	104.7	8.3 kw @ 1378	Easy Listening		---	WJEJ	Hagerstown
WYII	95.9	3 kw @ 300	Country	Westwd	---	Prettyman	Williamsport

Notes: Other ranked stations - See Frederick or, in the Spring 1999 American Radio, Baltimore

HARRISONBURG, VA

Arbitron Rank: 255	Pop (12+): 85,500	Stations: 19 / 13	% Below Line: 6.6
Market TSL In Hours: 19.00		Diaries: 409/209:1/53.5%	% Not Listed: 18.2
Average Persons Rating: 14.2		Sample Target: 400	Total Retail Sales: \$1.19 Bil.

12+ Metro	Format	Spring 99 1/4 Share	Fall 98	Spq 98	Fall 97	Spq 97	12+ Metro Cume / Rtg	Fall 98	Spq 98	12+ TSA AQH / Cume	
1 WWSA	FS	18 / 14.9	14.6	14.1	16.0	20.0	226 / 26.5	27.5	26.2	32 / 462	WWSA
2 WQPO-F	CHR/AC	14 / 11.6	13.0	12.4	11.8	10.0	234 / 27.4	30.3	31.1	40 / 631	WQPO-F
2 WKCY-F	C	14 / 11.6	14.6	14.1	14.3	12.7	155 / 18.1	25.8	23.2	31 / 458	WKCY-F
4 WBOP-F	AOR	11 / 9.1	4.9	5.3	5.9	10.0	147 / 17.2	14.5	18.0	28 / 328	WBOP-F
5 WACL-F	CL HITS	9 / 7.5	8.1	11.5	12.6	7.3	187 / 21.9	18.6	23.7	19 / 348	WACL-F
6 WAMM-F	C	7 / 5.8	6.5	3.5	5.1	6.4	99 / 11.6	14.1	11.3	12 / 158	WAMM-F
7 WBHB-F	CL AOR	5 / 4.1	5.7	8.0	3.4	1.8	131 / 16.3	14.9	17.3	13 / 297	WBHB-F
8 WBTX	REL	4 / 3.3	1.6	2.7	2.5	2.7	44 / 5.1	3.2	3.3	4 / 44	WBTX

12+ FM Share (Metro): 74.75% (74 of 99) (Spring 98: 76.77%)

18-34	18-49	25-54	35+	Wom 25-54	Men 25-54	12+ AMD	12+ Mid	12+ PMD	12+ Eve	12+ Wknd
1 WBOP-F >>	1 WBOP-F	1 WBOP-F	1 WWSA >>	1 WQPO-F	1 WBOP-F	1 WWSA >>	1 WKCY-F	1 WQPO-F <	1 WQPO-F >>	1 WWSA
2 WQPO-F	2 WQPO-F	1 WKCY-F	2 WKCY-F	1 WKCY-F	2 WWSA	2 WKCY-F	2 WWSA <	2 WWSA <	2 WKCY-F	2 WQPO-F
2 WKCY-F >	2 WKCY-F	1 WACL-F	3 WACL-F	1 WACL-F	3 WKCY-F	3 WQPO-F >	3 WQPO-F	3 WKCY-F	2 WWSA	3 WBOP-F
4 WBHB-F >	4 WACL-F >	1 WWSA >	4 WQPO-F	4 WWSA >	3 WACL-F >	4 WBOP-F	3 WBOP-F	4 WBOP-F	4 WAMM-F	3 WKCY-F
	5 WWSA	5 WQPO-F	5 WAMM-F			4 WACL-F	5 WACL-F	4 WACL-F >	4 WBOP-F >	5 WAMM-F
			5 WBTX >>			6 WAMM-F >>				5 WACL-F >

Other Rated Stations				Metro Share	Cume Rating	TSA AQH	Cume	Other Rated Stations--Outside Market				Metro Share	Cume Rating	TSA AQH	Cume
WHBG	N/T	1360	Harrisonburg	0.8	6.0	2	79	WAZR-F	ST	93.7	Woodstock	1.7	3.8	5	106
WKCY	ST	1300	Harrisonburg	1.7	5.0	4	76	WCYK-F	C	99.7	Staunton	0.8	3.3	13	141
WLTK-F	REL-CC	96.1	Broadway	2.5	7.0	8	109	WSIG-F	C/O	96.9	Mount Jackson	0.8	2.9	11	108
WMXH-F	AC/CHR	105.7	Luray	1.7	5.4	5	106	WSVO-F	O	93.1	Staunton	1.7	4.4	15	238
WTON-F	SAC	94.3	Staunton	0.8	3.1	5	141	WYFT-F	REL	103.9	Luray	0.8	2.4	1	23
								WZXI-F	AC	95.5	Buffalo Gap	0.8	4.8	3	94

AM Stations

WBTX	1470	5 kw (Days)	Gospel	USA	---	WLTK-F	Broadway
WWSA	550	5 kw/1 kw (DA-N)	Full Service	ABC, Westwd	---	VerStandig	

FM Stations

WACL	98.5	0.9 kw @ 1607	Classic Hits	---	Lewis	Elkton	
WAMM	105.1	6 kw @ 328	Country	---	VerStandig	Bridgewater	
WBHB	103.3	2.1 kw @ 544	Classic Rock	---	VerStandig	New Market	
WBOP	106.3	7.4 kw @ 574	AOR	---		Churchville	
WKCY	104.3	50 kw @ 410	Country	---	Lewis		
WLTK	96.1	2.6 kw @ 1010	Contemp. Christian	SRN, USA	---	WBTX	Broadway
WQPO	100.7	50 kw @ 492	CHR/AC	Westwd	---	VerStandig	

Notes:

ITHACA, NY

Arbitron Rank: 258 Pop (12+): 83,700	Stations: 16 / 7	% Below Line: 12.9
Market TSL in Hours: 18.50	Diaries: 404/207:1/56.4%	% Not Listed: 32.8
Average Persons Rating: 13.9	Sample Target: 400	Total Retail Sales: \$0.75 Bil.

12+ Metro	Format	Spring 99		Fall 98	Spg 98	Fall 97	Spg 97	12+ Metro Cume / Rtg	Fall 98	Spg 98	12+ TSA AQH / Cume	
		1/4	Share									
1	WYXL-F	AC	23 / 19.8	18.8	22.3	19.6	20.4	358 / 42.8	34.0	42.1	30 / 460	WYXL-F
2	WQNY-F	C	13 / 11.2	11.9	11.2	14.7	9.3	160 / 19.1	12.7	15.7	22 / 261	WQNY-F
2	WIII-F	CL AOR	13 / 11.2	5.9	8.6	5.7	6.5	187 / 22.3	18.6	21.9	27 / 336	WIII-F
4	WVBR-F	AOR	5 / 4.3	5.0	5.2	4.9	3.7	138 / 16.4	19.2	17.1	6 / 161	WVBR-F
4	WHCU	FS	5 / 4.3	5.9	6.0	6.5	7.4	106 / 12.7	15.9	11.1	6 / 114	WHCU

12+ FM Share (Metro): 85.90% (67 of 78) (Spring 98: 88.31%)

18-34	18-49	25-54	35+	Wom 25-54	Men 25-54	12+ AMD	12+ Mid	12+ PMD	12+ Eve	12+ Wknd
1 WYXL-F >	1 WYXL-F >	1 WYXL-F >	1 WYXL-F	1 WYXL-F >>>	1 WIII-F	1 WYXL-F >	1 WYXL-F >	1 WYXL-F >	1 WYXL-F >	1 WYXL-F >
2 WIII-F >	2 WIII-F >	2 WIII-F >	2 WQNY-F >	2 WIII-F	2 WYXL-F >	2 WQNY-F >	2 WIII-F	2 WIII-F	2 WIII-F >	2 WIII-F
3 WQNY-F >	3 WQNY-F >	3 WQNY-F >>	3 WHCU	2 WQNY-F >>>	3 WVBR-F >	3 WHCU	3 WQNY-F >>	3 WQNY-F >>	3 WQNY-F	3 WQNY-F >>
4 WVBR-F >	4 WVBR-F >	4 WVBR-F >	4 WIII-F >		4 WQNY-F >>	4 WIII-F >	4 WVBR-F	4 WVBR-F	4 WHCD-F >	4 WVBR-F
						5 WNVE-F >	5 WWLZ >	5 WHCD-F		4 WHCU

Other Rated Stations				Metro Share	Cume Rating	TSA AQH	Cume
WKRT	O	920	Cortland	1.7	3.0	6	93
WTKO	SPRTS	1470	Ithaca	1.7	3.8	2	32

Other Rated Stations--Outside Market				Metro Share	Cume Rating	TSA AQH	Cume
WAAL-F	CL AOR	99.1	Binghamton	0.9	3.3	2	86
WHCD-F	J	106.9	Auburn	3.4	6.7	5	62
WHWK-F	C	98.1	Binghamton	0.9	2.1	4	69
WMRV-F	CHR	105.7	Endicott	0.9	5.1	1	46
WNKI-F	CHR/AC	106.1	Corning	0.9	6.6	2	69
WNTQ-F	CHR	93.1	Syracuse	0.9	4.3	5	130
WNVE-F	AOR-P	95.1	Honeoye Falls	3.4	11.0	7	155
WWHT-F	CHR	107.9	Syracuse	0.9	4.0	4	103
WWLZ	T	820	Horseheads	1.7	3.1	2	33

AM Stations

WHCU	870	5 kw/0.5 kw (DA-N)	Full Service	CBS	Christal	WTKO/WYXL-F/WQNY
------	-----	--------------------	--------------	-----	----------	------------------

FM Stations

WIII	99.9	24 kw @ 770	Classic AOR	D&R	Pilot	Cortland
WQNY	103.7	12 kw @ 889	Country	ABC	Christal	WHCU/WTKO/WYXL-F
WVBR	93.5	3 kw @ 250	AOR	Westwd	--	
WYXL	97.3	26 kw @ 879	AC	Westwd	Christal	WHCU/WTKO/WQNY-F

Notes: Other ranked stations -- See Elmira-Corning, or in the Spring 1999 American Radio, Rochester, NY

JACKSON, TN

Arbitron Rank: 262	Pop (12+): 71,300	Stations: 18 / 11	% Below Line: 15.5
Market TSL in Hours: 19.00		Diaries: 422/169:1/48.5%	% Not Listed: 10.4
Average Persons Rating: 13.5		Sample Target: 400	Total Retail Sales: \$0.97 Bil.

12+ Metro	Format	Spring 99		Fall 98	Spg 98	Fall 97	Spg 97	12+ Metro Cume / Rtg	Fall 98	Spg 98	12+ TSA	
		1/4	Share								AQH / Cume	
1	WFKX-F	B	19 / 19.7	16.4	12.4	18.4	18.1	187 / 26.2	25.9	24.2	26 / 319	WFKX-F
2	WTVN-F	C	12 / 12.4	13.4	12.4	13.0	12.7	153 / 21.4	29.1	22.5	53 / 671	WTVN-F
3	WYNU-F	CL HITS	9 / 9.3	9.2	9.0	9.7	9.0	133 / 18.8	15.7	16.0	33 / 449	WYNU-F
4	WOJG-F	B/G	7 / 7.3	8.2	6.8	7.6	9.0	75 / 10.5	13.1	12.4	10 / 94	WOJG-F
5	WNWS-F	N/T	6 / 6.2	5.1	4.5	4.3	5.4	91 / 12.8	12.5	12.9	9 / 148	WNWS-F
5	WMXX-F	O	6 / 6.2	8.2	6.8	6.5	5.4	105 / 14.7	14.5	12.9	16 / 312	WMXX-F
5	WLSZ-F	AOR-NR	6 / 6.2	4.1	4.5	2.2	0.9	78 / 10.9	9.9	8.0	10 / 150	WLSZ-F
8	WZDQ-F	AC/CHR	3 / 3.1	3.1	6.8	5.4	6.3	83 / 11.7	10.9	13.0	5 / 148	WZDQ-F
8	WWGM-F	G	3 / 3.1	3.1	3.4	5.4	6.3	61 / 8.8	7.5	8.6	20 / 315	WWGM-F
8	WTJS	ST/FS	3 / 3.1	3.1	4.5	2.2	3.6	82 / 8.8	8.8	9.4	4 / 99	WTJS
8	WHRK-F	B	3 / 3.1	4.1	3.4	4.3	2.7	60 / 8.5	12.1	11.8	4 / 84	WHRK-F

12+ FM Share (Metro): 96.51% (83 of 86) (Spring 98: 94.59%)

18-34	18-49	25-54	35+	Wom 25-54	Men 25-54	12+ AMD	12+ Mid	12+ PMD	12+ Eve	12+ Wknd
1 WFKX-F >>	1 WFKX-F >>	1 WFKX-F >	1 WTVN-F	1 WTVN-F	1 WFKX-F >	1 WTVN-F	1 WFKX-F	1 WFKX-F >	1 WFKX-F >>>	1 WFKX-F >>
2 WTVN-F	2 WYNU-F	2 WTVN-F	2 WOJG-F	1 WFKX-F >>	2 WYNU-F >>	1 WFKX-F	2 WTVN-F	2 WTVN-F <	2 WLSZ-F	2 WOJG-F
3 WLSZ-F	3 WTVN-F	3 WYNU-F >	2 WFKX-F	3 WYNU-F	3 WLSZ-F	3 WNWS-F <	3 WYNU-F <	3 WYNU-F >	3 WOJG-F	2 WTVN-F >>
4 WYNU-F	4 WLSZ-F >	4 WMXX-F	4 WYNU-F	3 WOJG-F	3 WMXX-F	4 WYNU-F >	4 WMXX-F >	4 WLSZ-F	3 WHRK-F	4 WYNU-F
4 WHRK-F >	5 WOJG-F	5 WOJG-F	4 WMXX-F	3 WMXX-F >>	3 WNWS-F	5 WLSZ-F	5 WOJG-F	4 WMXX-F >	3 WNWS-F	4 WLSZ-F
	5 WHRK-F	5 WLSZ-F >	4 WNWS-F >		3 WTVN-F >>	6 WOJG-F	5 WLSZ-F		3 WTVN-F >	4 WMXX-F
	5 WMXX-F >									4 WWGM-F

Other Rated Stations				Metro Share	Cume Rating	TSA AQH Cume	Other Rated Stations—Outside Market				Metro Share	Cume Rating	TSA AQH Cume
WHHM-F	C/O	107.7	Henderson	2.1	4.2	15 150	KJMS-F	B/AC	101.1	Memphis	1.0	3.2	1 39
WWYN-F	C	106.9	McKenzie	2.1	7.3	30 431	WASL-F	AC	100.1	Dyersburg	1.0	3.6	21 261
							WGKX-F	C	105.9	Memphis	1.0	2.2	2 75
							WMC-F	CHR/AC	99.7	Memphis	1.0	3.8	2 75
							WRBO-F	B/O	103.5	Como, MS	1.0	3.1	1 35

AM Stations

WTJS	1390	5 kw/1 kw (DA-N)	Standards/Full Svc.	ABC, Jones	Katz	Capstar
------	------	------------------	---------------------	------------	------	---------

FM Stations

WFKX	95.7	6 kw @ 314	Black			Henderson
WLSZ	105.3	3 kw @ 328	New Rock	ABC		Humboldt
WMXX	103.1	50 kw @ 298	Oldies		WDXI	
WNWS	101.5	2.2 kw @ 380	News/Talk	Westwd, CBS, TARN	WTBG-F	
WOJG	94.7	3 kw @ 328	Black Gospel		Dora-Clayton	Bolivar
WTVN	104.1	100 kw @ 680	Country	ABC	Katz	AMFM
WWGM	93.1	14.2 kw @ 443	So. Gospel	USA		Alamo
WYNU	92.3	100 kw @ 990	Classic Hits		Katz	AMFM
WZDQ	102.3	6 kw @ 300	AC/CHR	CNN	Regional	Humboldt

Notes: Other ranked stations – See Memphis in the Spring 1999 American Radio

JOPLIN, MO

Arbitron Rank: 226 Pop (12+): 125,000
 Market TSL in Hours: 19.00
 Average Persons Rating: 13.9

Stations: 16 / 15
 Diaries: 314/398:1/54.0%
 Sample Target: 330

% Below Line: 0.6
 % Not Listed: 24.1
 Total Retail Sales: \$1.70 Bil.

12+ Metro	Format	Spring 99 1/4 Share	Fall 98	Spg 98	Fall 97	Spg 97	12+ Metro Cume / Rtg	Fall 98	Spg 98	12+ TSA AQH / Cume	
1 KIXQ-F	C	37 / 21.3	27.3	10.0	12.8	15.7	394 / 31.5	32.7	21.9	57 / 702	KIXQ-F
2 KSYN-F	CHR	26 / 15.0	15.1	15.6	16.6	14.7	448 / 35.9	26.7	27.2	58 / 936	KSYN-F
3 KXDG-F	CL AOR	14 / 8.1	7.0	8.1	10.7	10.5	209 / 16.7	16.7	15.5	20 / 297	KXDG-F
4 KMXL-F	SAC	10 / 5.8	5.2	4.4	5.3	5.2	191 / 15.3	12.5	11.4	18 / 318	KMXL-F
5 KKOW-F	C	8 / 4.6	3.5	7.5	5.9	4.2	121 / 9.7	8.5	12.9	47 / 602	KKOW-F
6 KQYX	N/T	6 / 3.5	3.5	4.4	3.2	3.1	81 / 6.5	3.7	5.1	7 / 97	KQYX
8 KJMK-F	AC	6 / 3.5	4.1	6.9	5.3	4.2	150 / 12.0	11.0	11.4	14 / 291	KJMK-F
8 KJML-F	AOR-NR	5 / 2.9	3.5	0.6	1.1	2.1	141 / 11.3	10.2	3.8	9 / 193	KJML-F

12+ FM Share (Metro): 87.12% (115 of 132) (Spring 98: 80.87%)

18-34	18-49	25-54	35+	Wom 25-54	Men 25-54	12+ AMD	12+ Mid	12+ PMD	12+ Eve	12+ Wknd
1 KIXQ-F	1 KIXQ-F >>	1 KIXQ-F >>>	1 KIXQ-F >>>	1 KIXQ-F >>>	1 KIXQ-F >	1 KIXQ-F >>	1 KIXQ-F >	1 KSYN-F <	1 KSYN-F	1 KIXQ-F
2 KSYN-F	2 KSYN-F	2 KSYN-F	2 KMXL-F	2 KSYN-F >	2 KXDG-F >	2 KSYN-F >	2 KXDG-F	2 KIXQ-F >	2 KIXQ-F >>	2 KSYN-F >>
3 KXDG-F >>	3 KXDG-F >>	3 KXDG-F >	3 KXDG-F >	3 KMXL-F	3 KSYN-F	3 KXDG-F	2 KSYN-F	3 KXDG-F >	3 KKOW-F	3 KMXL-F
4 KJMK-F >	4 KKOW-F	4 KMXL-F	4 KKOW-F	4 KJMK-F >	4 KKOW-F	4 KMXL-F <	4 KQYX <	4 KKOW-F <	4 KXDG-F >	4 KXDG-F >>>
	4 KJMK-F	5 KJMK-F	5 KSYN-F		4 KQYX	5 KKOW	5 KMXL-F	5 KMXL-F	5 KJML-F	
	4 KMXL-F >						6 KKOW-F <			

Other Rated Stations	Metro Share	Cume Rating	TSA AQH Cume
KBTN C 1420 Newton	1.2	3.9	2 56
KBTN-F C 99.7 Newton	1.7	5.4	5 124
KDMO C 1490 Carthage	1.7	4.7	3 59
KKOW C 860 Pittsburg, KS	1.7	5.2	14 203
KMOQ-F CL HITS 107.1 Baxter Springs, KS	1.7	7.7	5 136
KWXD-F O 103.5 Asbury	1.2	4.9	16 273
WMBH SPRTS 1450 Joplin	1.7	3.6	3 62

Other Rated Stations--Outside Market	Metro Share	Cume Rating	TSA AQH Cume
KWTO-F CL AOR 98.7 Springfield	0.6	3.4	6 80

AM Stations

KQYX	1560	10 kw (Days, DA)	News/Talk	ABC, CNN	Katz	WMBH/KMOQ-F, etc.
------	------	------------------	-----------	----------	------	-------------------

FM Stations

KIXQ	102.5	100 kw @ 410	Country		Banner	Zimmer	
KJMK	93.9	50 kw @ 500	AC	ABC	Christal	Zimmer	Webb City
KJML	105.3	12.5 kw @ 289	New Rock		Katz	KQYX/WMBH, etc.	Columbus, KS
KKOW	96.9	100 kw @ 390	Country	CBS	Mc-Guild		Pittsburg, KS
KMXL	95.1	50 kw @ 472	Soft AC	ABC	—	KDMO	Carthage
KSYN	106.5	100 kw @ 430	CHR		Christal	Zimmer	
KXDG	97.9	3.4 kw @ 443	AOR		Christal	Zimmer	Webb City

Notes: 4/99 KMOQ-F changed from Oldies to Classic Hits

KILLEEN-TEMPLE, TX

Arbitron Rank: 149	Pop (12+): 244,000	Stations: 23 / 9	% Below Line: 42.5
Market TSL in Hours: 20.00		Diaries: 619/394:1/51.2%	% Not Listed: 12.7
Average Persons Rating: 14.8		Sample Target: 620	Total Retail Sales: \$2.3 Bil.

12+ Metro	Format	Spring 99		Fall 98	Spg 98	Fall 97	Spg 97	12+ Metro Cume / Rtg	Fall 98	Spg 98	12+ TSA		
		1/4	Share								AQH / Cume	Cume	
1	KIIZ-F	B	48 / 13.3	15.6	13.9	13.0	16.5	531 / 21.8	21.2	22.8	48 / 542	KIIZ-F	
2	KWTF-F	CHR	36 / 10.0	10.9	13.3	12.1	9.3	701 / 28.7	28.1	27.8	46 / 827	KWTF-F	
3	WACO-F	C	33 / 9.1	11.5	8.0	6.3	6.1	513 / 21.0	18.9	17.7	50 / 686	WACO-F	
4	KLFX-F	AOR	29 / 8.0	6.5	6.5	5.2	6.7	367 / 15.0	12.0	12.5	34 / 387	KLFX-F	
5	KYUL-F	O	23 / 6.4	7.9	8.3	7.7	10.1	373 / 15.3	16.9	14.4	27 / 420	KYUL-F	
6	KOOC-F	AC	20 / 5.5	4.4	3.6	8.0	4.5	308 / 12.6	9.6	11.6	20 / 322	KOOC-F	
7	KQBT-F	CHR/U	16 / 4.4	5.9	3.0	5.5	5.3	327 / 13.4	15.8	9.0	16 / 348	KQBT-F	
7	KOOV-F	C	16 / 4.4	3.8	6.5	7.7	6.4	242 / 9.9	11.0	9.3	22 / 297	KOOV-F	
9	KAHK-F	CL HITS	13 / 3.6	1.5	2.7	1.9	2.1	249 / 10.2	6.1	7.3	14 / 268	KAHK-F	
10	KTEM	T	12 / 3.3	2.9	4.4	1.7	2.9	123 / 5.0	7.3	6.3	13 / 135	KTEM	
11	KJFK-F	T	11 / 3.0	1.8	3.0	4.4	2.9	144 / 5.9	6.3	4.5	20 / 176	KJFK-F	
11	KAMX-F	AC-NR	11 / 3.0	0.9	0.6	0.6		201 / 8.2	3.6	3.4	14 / 253	KAMX-F	

12+ FM Share (Metro): 93.35% (295 of 316) (Spring 98: 93.24%)

18-34	18-49	25-54	35+	Wom 25-54	Men 25-54	12+ AMD	12+ Mid	12+ PMD	12+ Eve	12+ Wknd
1 KWTF-F <	1 KIIZ-F	1 KIIZ-F	1 WACO-F	1 WACO-F <	1 KIIZ-F >	1 KIIZ-F	1 KIIZ-F <	1 KIIZ-F	1 KIIZ-F >	1 KIIZ-F
2 KLFX-F <	2 KWTF-F	2 WACO-F	2 KYUL-F	2 KIIZ-F <	2 KWTF-F <	2 WACO-F	2 KLFX-F <	2 KWTF-F	2 KWTF-F >	2 KWTF-F
3 KIIZ-F >>	3 KLFX-F	3 KWTF-F	3 KIIZ-F	3 KOOC-F	3 WACO-F	3 KWTF-F <	3 WACO-F	3 KLFX-F <	3 WACO-F	3 WACO-F >
4 WACO-F	4 WACO-F	4 KYUL-F	4 KTEM	4 KWTF-F	4 KYUL-F	4 KLFX-F <	3 KWTF-F	4 WACO-F	3 KQBT-F <	4 KOOC-F
5 KOOC-F	5 KYUL-F <	5 KOOC-F	4 KOOV-F <	4 KYUL-F >	4 KAHK-F	5 KYUL-F	5 KYUL-F >	5 KYUL-F	5 KOOC-F	5 KQBT-F
6 KQBT-F	6 KOOC-F	6 KAHK-F <	6 KOOC-F >	6 KQBT-F >	4 KLFX-F >	6 KOOV-F	6 KOOC-F <	6 KOOC-F	6 KLFX-F	6 KYUL-F
6 KAMX-F	7 KAHK-F <	7 KLFX-F	7 KWTF-F	7 KAHK-F	7 KOOC-F	7 KJFK-F <	7 KTEM	7 KQBT-F	7 KAHK-F	6 KLFX-F <
			7 KAHK-F		7 KLBJ-F	8 KOOC-F >	8 KAHK-F <	8 KLNC-F <		8 KOOV-F <

Other Rated Stations				Metro Share	Cume Rating	TSA AQH Cume	Other Rated Stations—Outside Market				Metro Share	Cume Rating	TSA AQH Cume		
KLTD-F	REL	101.7	Temple	2.2	7.0	13	239	KASE-F	C	100.7	Austin	0.6	2.2	6	120
KRYL-F	CL AOR	98.3	Gatesville	1.1	1.8	4	44	KFMK-F	B/O	105.9	Round Rock	0.6	2.6	2	65
KTON	REL	94.0	Belton	0.6	1.5	2	36	KHFI-F	CHR	96.7	Georgetown	1.1	7.1	8	256
								KKMJ-F	SAC	95.5	Austin	0.8	3.8	8	151
								KLBJ	N/T	590	Austin	1.4	1.9	8	85
								KLBJ-F	AOR	93.7	Austin	2.2	3.6	8	91
								KLNC-F	C	93.3	Killeen	2.2	8.1	12	245
								WBAP	FS/T	820	Fort Worth	0.6	3.2	6	142

AM Stations

KTEM	1400	1 kw	News/Talk	CBS	---
------	------	------	-----------	-----	-----

FM Stations

KIIZ	92.3	3 kw @ 259	Black	AMFM	Sentry	AMFM	
KLFX	107.3	1.65 kw @ 581	AOR	AMFM	Sentry		Nolanville
KOOC	106.3	11.5 kw @ 490	AC	ABC	Allied	Cumulus, pend.	Belton
KOOV	103.1	6.3 kw @ 66	Country	ABC	Allied	Cumulus, pend.	Copperas Cove
KYUL	105.5	7.8 kw @ 587	Oldies		Sentry	Cumulus, pend.	Harker Heights

Notes: Other ranked stations -- See Waco, or in the Spring 1999 American Radio, Austin . . . KLFX-F is LMA'd to Capstar; KOOC-F is LMA'd to KOOV-F . . . 9/99 KLTD-F, KOOC-F, KOOV-F and KYUL-F sold by individual owners to Cumulus for \$9,000,000 aggregate

LAKE CHARLES, LA

Arbitron Rank: 205	Pop (12+): 145,600	Stations: 19 / 9	% Below Line: 20.7
Market TSL In Hours: 18.50		Diaries: 603/241:1/46.6%	% Not Listed: 10.9
Average Persons Rating: 13.2		Sample Target: 540	Total Retail Sales: \$1.62 Bil.

12+ Metro	Format	Spring 99 1/4 Share	Fall 98	Spg 98	Fall 97	Spg 97	12+ Metro Cume / Rtg	Fall 98	Spg 98	12+ TSA AQH / Cume	
1	KYKZ-F	39 / 20.3	25.6	25.7	26.8	23.4	480 / 33.0	41.0	41.3	77 / 912	KYKZ-F
2	KKGB-F	23 / 12.0	6.1	8.6	8.3	8.1	239 / 16.4	12.8	13.0	24 / 286	KKGB-F
3	KBIU-F	19 / 9.9	7.8	9.9	7.3	11.7	358 / 24.6	18.4	23.7	22 / 449	KBIU-F
4	KHLA-F	18 / 9.4	8.7	9.4	7.8	8.6	326 / 22.4	26.8	21.4	25 / 515	KHLA-F
5	KZWA-F	17 / 8.8	10.9	10.7	11.2	12.7	207 / 14.3	17.9	16.5	17 / 217	KZWA-F
6	KXZZ	7 / 3.6	9.6	7.7	7.3	4.1	125 / 8.6	14.2	13.2	7 / 125	KXZZ
6	KSMB-F	7 / 3.6	1.7	1.3	1.0	1.0	140 / 9.6	8.0	5.8	17 / 248	KSMB-F
8	KRAW-F	6 / 3.1	2.2				164 / 11.2	7.6	0.0	13 / 289	KRAW-F
8	KQXY-F	6 / 3.1	3.0	4.7	2.9	2.0	142 / 9.7	9.7	11.4	9 / 206	KQXY-F

12+ FM Share (Metro): 87.72% (150 of 171) (Spring 98: 85.65%)

18-34	18-49	25-54	35+	Wom 25-54	Men 25-54	12+ AMD	12+ Mid	12+ PMD	12+ Eve	12+ Wknd
1 KBIU-F	1 KKGB-F	1 KKGB-F	1 KYKZ-F >>	1 KHLA-F	1 KKGB-F >>	1 KYKZ-F >>	1 KYKZ-F >	1 KYKZ-F >	1 KZWA-F	1 KYKZ-F >>
2 KKGB-F	2 KYKZ-F	2 KYKZ-F	2 KKGB-F	2 KBIU-F	2 KYKZ-F	2 KKGB-F >	2 KKGB-F	2 KBIU-F	1 KYKZ-F <	2 KZWA-F
2 KYKZ-F >	3 KBIU-F	3 KHLA-F <	3 KHLA-F	3 KYKZ-F >	3 KZWA-F >>	3 KHLA-F <	3 KBIU-F	2 KKGB-F	3 KKGB-F <	2 KHLA-F
4 KZWA-F	4 KHLA-F	4 KBIU-F	4 KZWA-F >	4 KKGB-F >	4 KBIU-F	4 KZWA-F <	4 KHLA-F	4 KHLA-F	4 KHLA-F >	4 KKGB-F
4 KHLA-F	5 KZWA-F >>	5 KZWA-F >>	5 KBIU-F		4 KHLA-F >	5 KBIU-F >	5 KZWA-F >>	5 KZWA-F >>	5 KBIU-F >	5 KBIU-F
									6 KSMB-F	6 KSMB-F
										6 KXZZ

Other Rated Stations				Metro Share	Cume Rating	TSA AQH Cume	Other Rated Stations--Outside Market				Metro Share	Cume Rating	TSA AQH Cume
KAOK	T	1400	Lake Charles	1.6	5.2	3 75	KAJN-F	REL	102.9	Crowley	2.6	7.3	6 163
KEZM	O	1310	Sulphur	1.6	2.5	3 36	KALO	B/G	1250	Port Arthur, TX	1.0	2.7	2 40
KLCL	SPRTS	1470	Lake Charles	1.0	2.6	2 38	KJOC-F	AOR-NR	106.1	Orange, TX	2.1	7.1	9 210
							KJEF-F	C	92.9	Jennings	1.0	3.1	6 134
							KLVI	T	560	Beaumont	2.1	4.6	8 140
							KRRQ-F	B	95.5	Lafayette	0.5	1.9	3 65
							KTFA-F	REL	92.5	Groves, TX	1.6	4.4	4 84

AM Stations

KXZZ	1580	1 kw (DA-N)	Black AC	ABC, AURN	Allied	Cumulus
------	------	-------------	----------	-----------	--------	---------

FM Stations

KBIU	103.7	100 kw @ 469	CHR/AC	ABC, CNN	Banner	Cumulus
KHLA	99.5	100 kw @ 987	AC	ABC, Westwd	Christal	Radio South
KKGB	101.3	25 kw @ 289	AOR	AP, CNN	Christal	Cumulus
KRAW	107.5	50 kw @ 462	Country		—	Radio South
KYKZ	96.1	100 kw @ 1411	Country	ABC	Banner	Cumulus
KZWA	105.3	50 kw @ 492	Black	AURN	—	

Notes: Other ranked stations – See Beaumont-Port Arthur or, in the Spring 1999 American Radio, Lafayette, LA

LAREDO, TX

Arbitron Rank: 208	Pop (12+): 143,400	Stations: 16 / 7	% Below Line: 20.5
Market TSL in Hours: 23.00		Diaries: 544/264:1/41.0%	% Not Listed: 16.8
Average Persons Rating: 17.0		Sample Target: 540	Total Retail Sales: \$1.91 Bil.

12+ Metro	Format	Spring 99		Fall 98	Spg 98	Fall 97	Spg 97	12+ Metro Cume / Rtg	Fall 98	Spg 98	12+ TSA		
		1/4	Share								AQH	Cume	
1	KJBZ-F	SP-TJ	51 / 20.9	16.8	16.3	13.0	21.3	534 / 37.2	33.1	35.9	53 / 566	KJBZ-F	
2	KRRG-F	CHR/U	30 / 12.3	18.1	16.8	15.2	15.6	477 / 33.2	41.3	40.6	31 / 507	KRRG-F	
3	KNEX-F	SP-C	29 / 11.9	11.9	20.1	21.3	4.3	448 / 31.2	32.4	40.5	30 / 454	KNEX-F	
4	KBDR-F	O	18 / 7.4	9.7	10.9	7.4	10.9	270 / 18.9	16.0	22.4	18 / 274	KBDR-F	
5	XNOE-F	SP-C	14 / 5.7	2.6	3.4	6.9	3.9	158 / 11.0	6.2	7.8	14 / 159	XNOE-F	
5	KOYE-F	C	14 / 5.7	6.2	8.0	9.6	9.5	224 / 15.6	15.5	19.2	17 / 270	KOYE-F	
7	XGTS-F	SP-C	12 / 4.9	4.9				138 / 9.6	6.5		12 / 140	XGTS-F	
8	XTLN-F	SP-C	7 / 2.9	2.2	2.5	2.2	3.0	142 / 9.9	7.2	8.8	7 / 143	XTLN-F	
9	KLAR	SP	6 / 2.5	2.2			1.7	34 / 2.4	3.1		6 / 37	KLAR	
10	XNLO-F	SP-C	5 / 2.1	2.6	1.3	2.6	3.0	84 / 5.9	8.1	6.4	5 / 86	XNLO-F	
10	KLNT	N/T	5 / 2.1	1.8	4.6	4.3	4.3	77 / 5.3	4.6	5.9	5 / 79	KLNT	

12+ FM Share (Metro): 92.50% (185 of 200) (Spring 98: 93.30%)

18-34	18-49	25-54	35+	Wom 25-54	Men 25-54	12+ AMD	12+ Mid	12+ PMD	12+ Eve	12+ Wknd
1 KNEX-F <	1 KJBZ-F >	1 KJBZ-F >>	1 KJBZ-F >>	1 KJBZ-F >>>	1 KJBZ-F	1 KJBZ-F >	1 KJBZ-F >	1 KJBZ-F	1 KJBZ-F >	1 KJBZ-F >>
2 KJBZ-F	2 KNEX-F	2 KBDR-F <	2 XNOE-F	2 KRRG-F	2 KBDR-F >	2 XNOE-F	2 KRRG-F	2 KRRG-F	2 KNEX-F >	2 KNEX-F >
3 KRRG-F	3 KRRG-F	3 KRRG-F	3 KRRG-F	3 KNEX-F	3 KNEX-F	3 KRRG-F	3 KNEX-F	3 KNEX-F >	3 KRRG-F >>	3 KRRG-F >
4 KBDR-F	4 KBDR-F >	3 KNEX-F	3 KBDR-F	4 KOYE-F	4 XGTS-F	4 KNEX-F	4 KBDR-F	4 KBDR-F	4 KBDR-F	4 KBDR-F
5 KOYE-F	5 XGTS-F	5 XGTS-F >	5 XGTS-F	4 XGTS-F	4 KRRG-F >	5 XGTS-F	5 XNOE-F	5 KOYE-F >	5 KOYE-F	5 KOYE-F
	6 KOYE-F >	6 KOYE-F >	6 KOYE-F	6 KNEX-F	6 KOYE-F >	6 KBDR-F	6 KOYE-F <	6 XGTS-F <		5 XGTS-F >
						6 KOYE-F >>	7 XGTS-F >	7 XNOE-F		

Other Rated Stations—Outside Market				Metro Share	Cume Rating	TSA AQH	Cume
XENU	SP	1550	Nuevo Laredo, MX	1.2	2.0	3	29
XHBK-F	SP	95.7	Nuevo Laredo, MX	0.8	2.6	2	41
XHMW-F	SP-C	102.3	Nuevo Laredo, MX	0.8	4.1	2	58
XHNK-F	SP	99.3	Nuevo Laredo, MX	0.4	2.7	1	39
XNLT	SP-C	1000	Nuevo Laredo, MX	1.6	3.2	4	45

AM Stations

KLAR	1300	1 kw/0.5 kw (DA-N)	Hispanic-Religion	CBS	---	
KLNT	1490	1 kw	News/Talk	ABC	---	KNEX-F

FM Stations

KBDR	100.5	42 kw @ 535	Oldies		---		Mirando City
KJBZ	92.7	3 kw @ 291	Hispanic	ABC	Katz Hisp.	KRRG-F	
KNEX	106.1	6 kw @ 213	Hispanic	ABC	---	KLNT	
KOYE	94.9	100 kw @ 1000	Country		Roslin		
KRRG	98.1	100 kw @ 773	CHR		Katz	KJBZ-F	
XGTS	107.3	30 kw @ 225	Hispanic Contemp.		Lotus		Nuevo Laredo, MX
XNLO	97.1	10 kw @ 197	Hispanic Contemp.		---	XTLN-F	Nuevo Laredo, MX
XNOE	91.3	12.3 kw @ 207	Hispanic Contemp.		---		Nuevo Laredo, MX
XTLN	94.1	10 kw @ 197	Hispanic Contemp.		---	XNLO-F	Nuevo Laredo, MX

Notes: Facilities of Mexican stations are not verified -- regard with skepticism . . . XGTS-F is LMA'd to KLNT/KNEX-F

LAUREL-HATTIESBURG, MS

Arbitron Rank: 209 Pop (12+): 143,100
 Market TSL in Hours: 19.50
 Average Persons Rating: 14.4

Stations: 15 / 12
 Diaries: 543/264:1/49.5%
 Sample Target: 520

% Below Line: 8.3
 % Not Listed: 15.0
 Total Retail Sales: \$1.26 Bil.

12+ Metro	Format	Spring 99 1/4 Share	Fall 98	Spg 98	Fall 97	Spg 97	12+ Metro Cume / Rtg	Fall 98	Spg 98	12+ TSA AQH / Cume	
1 WNSL-F	CHR	27 / 13.1	15.0	15.7	13.1	11.6	417 / 29.1	33.6	32.2	41 / 675	WNSL-F
1 WBBN-F	C	27 / 13.1	15.5	12.4	20.0	16.1	411 / 28.7	26.1	27.1	60 / 723	WBBN-F
3 WXRR-F	AOR/CL	20 / 9.7	6.4	8.6	7.9	10.6	253 / 17.7	20.4	18.8	30 / 354	WXRR-F
4 WJMG-F	B	17 / 8.2	6.9	7.1	8.9	7.6	237 / 16.6	12.2	15.4	18 / 296	WJMG-F
4 WJKX-F	B/AC	17 / 8.2	8.5	9.0	8.9	16.1	230 / 16.1	16.1	16.2	26 / 324	WJKX-F
6 WEEZ-F	REL	14 / 6.8	4.8	3.3	4.2	3.0	143 / 10.0	10.9	7.1	18 / 226	WEEZ-F
7 WHER-F	O	13 / 6.3	6.4	8.1	6.3	7.6	251 / 17.5	16.1	16.4	16 / 335	WHER-F
8 WORV	B/G	10 / 4.9	2.1	1.9	2.1	2.0	87 / 6.1	4.0	5.1	11 / 100	WORV
9 WZKX-F	C	8 / 3.9	5.9	3.8	4.2	5.5	171 / 12.0	14.2	13.6	12 / 269	WZKX-F

12+ FM Share (Metro): 94.29% (165 of 175) (Spring 98: 94.89%)

18-34	18-49	25-54	35+	Wom 25-54	Men 25-54	12+ AMD	12+ Mid	12+ PMD	12+ Eve	12+ Wknd
1 WNSL-F	1 WXRR-F <	1 WBBN-F	1 WBBN-F >	1 WBBN-F >	1 WXRR-F >	1 WBBN-F <	1 WBBN-F	1 WBBN-F	1 WNSL-F	1 WNSL-F
2 WXRR-F	2 WNSL-F	2 WXRR-F	2 WXRR-F	2 WXRR-F	2 WBBN-F	2 WNSL-F >	2 WXRR-F	2 WNSL-F	2 WJMG-F	2 WJKX-F <
3 WJMG-F	2 WBBN-F >	3 WNSL-F	2 WHER-F	2 WJKX-F	3 WNSL-F	3 WXRR-F	3 WNSL-F	3 WXRR-F	3 WJKX-F	3 WJMG-F
3 WBBN-F	4 WJMG-F <	4 WEEZ-F	2 WEEZ-F	4 WNSL-F	3 WHER-F	4 WEEZ-F	4 WHER-F	4 WJMG-F	4 WBBN-F >	4 WXRR-F <
5 WJKX-F >>	5 WJKX-F	5 WJKX-F	5 WNSL-F	4 WEEZ-F	3 WEEZ-F >	5 WJKX-F	5 WXHB-F	5 WJKX-F	5 WXRR-F	5 WBBN-F
	5 WEEZ-F >	6 WHER-F	6 WORV	6 WJMG-F	6 WJMG-F >	5 WHER-F <	6 WEEZ-F <	6 WEEZ-F	5 WEEZ-F	6 WEEZ-F
		7 WJMG-F >	7 WJMG-F			7 WJMG-F >	7 WJKX-F <	7 WHER-F >		
			7 WJKX-F >							

Other Rated Stations	Metro Share	Cume Rating	TSA AQH Cume
WKNZ-F CL AOR 107.1 Collins	1.0	3.1	3 62
WKZW-F AC/CHR 94.3 Bay Springs	1.9	7.9	5 140
WMFM-F SAC 106.3 Petal	2.4	7.0	5 122
WMXI-F REL-CC 98.1 Laurel	1.0	3.9	3 76

Other Rated Stations--Outside Market	Metro Share	Cume Rating	TSA AQH Cume
WLNZ-F CHR 95.3 Lumberton	1.9	9.0	5 168
WXHB-F T 96.5 Richton	2.4	5.5	6 104

AM Stations

WORV 1580 1 kw (DA, Days)	Black Gospel	AURN	Dora	WJMG-F
---------------------------	--------------	------	------	--------

FM Stations

WBBN 95.9 31 kw @ 623	Country	ABC	---	WKZW-F/WXRR-F	Taylorville
WEEZ 99.3 50 kw @ 492	Religion	USA	Roslin	Cumulus	Heidelberg
WHER 103.7 100 kw @ 994	Oldies	Westwd, JRN	---	Cumulus, pend.	
WJKX 102.5 50 kw @ 377	Black AC	ABC, AURN	K&P	Cumulus, pend.	Ellisville
WJMG 92.1 3 kw @ 300	Black	AURN	Dora-Clayton	WORV	
WNSL 100.3 100 kw @ 1066	CHR	ABC	Katz	Cumulus, pend.	
WXRR 104.5 100 kw @ 479	AOR/Classic AOR		---	WBBN-F/WKZW-F	

Notes: WZKX-F -- See Biloxi-Gulfport . . . 6/99 WJKX-F sold to Cumulus for \$1,940,000 (Media Svcs) . . . 6/99 WQIS and WNSL-F sold to Cumulus for \$3,100,000 (Media Svcs) . . . 6/99 WMFM-F sold to Cumulus for \$735,000 . . . All three sales to Cumulus have raised objections from the FCC and DoJ . . . 6/99 WHER-F changed from Oldies to Country as WUSW-F; the WHER-F calls and format moved to 99.3 (ex-WEEZ-F)

LAWTON, OK

Arbitron Rank: 253	Pop (12+): 87,600	Stations: 13 / 7	% Below Line: 10.3
Market TSL In Hours: 20.50		Diaries: 338/259:1/50.0%	% Not Listed: 14.7
Average Persons Rating: 15.5		Sample Target: 320	Total Retail Sales: \$0.88 Bil.

12+ Metro	Format	Spring 99 1/4 Share	Fall 98	Spg 98	Fall 97	Spg 97	12+ Metro Cume / Rtg	Fall 98	Spg 98	12+ TSA AQH / Cume	
1	KLAW-F	29 / 21.3	15.8	18.8	20.5	15.6	337 / 38.5	39.0	32.0	35 / 472	KLAW-F
2	KMGZ-F	23 / 16.9	15.0	13.3	10.7	11.7	288 / 32.9	29.9	26.7	26 / 390	KMGZ-F
3	KJMZ-F	17 / 12.5	15.0	18.8	16.9	25.8	163 / 18.6	24.1	23.2	22 / 229	KJMZ-F
4	KZCD-F	12 / 8.8	5.5	11.0	9.8	10.9	174 / 19.9	17.2	21.1	15 / 236	KZCD-F
5	KVRW-F	9 / 6.6	6.3	8.6	8.0	5.5	147 / 16.8	19.7	18.4	15 / 285	KVRW-F
6	KBZQ-F	7 / 5.2	6.3	6.3	5.3	3.1	110 / 12.5	15.8	11.1	7 / 110	KBZQ-F
7	KKRX	5 / 3.7		1.6	4.4	2.3	40 / 4.6		3.0	5 / 43	KKRX

12+ FM Share (Metro): 95.69% (111 of 116) (Spring 98: 96.40%)

18-34	18-49	25-54	35+	Wom 25-54	Men 25-54	12+ AMD	12+ Mid	12+ PMD	12+ Eve	12+ Wknd
1 KMGZ-F >	1 KLAW-F <	1 KLAW-F >	1 KLAW-F >>>	1 KLAW-F >>	1 KZCD-F	1 KLAW-F >>	1 KLAW-F	1 KMGZ-F <	1 KMGZ-F	1 KLAW-F >
2 KLAW-F	2 KMGZ-F >	2 KJMZ-F	2 KVRW-F	2 KMGZ-F	1 KLAW-F >	2 KMGZ-F <	2 KMGZ-F >>	2 KLAW-F >	2 KLAW-F	2 KJMZ-F
3 KZCD-F	3 KJMZ-F	3 KMGZ-F	2 KJMZ-F >	3 KJMZ-F	3 KJMZ-F	3 KJMZ-F >	3 KZCD-F	3 KZCD-F	2 KJMZ-F >>	3 KMGZ-F
4 KJMZ-F >>>	4 KZCD-F >>	4 KZCD-F >	4 KMGZ-F	4 KBZQ-F >>	4 KVRW-F	4 KZCD-F <	3 KJMZ-F	4 KJMZ-F >	4 KZCD-F >>	4 KZCD-F
			4 KBZQ-F		5 KVRW-F	5 KVRW-F >	5 KVRW-F			5 KFXI-F
					5 KMGZ-F					
					5 KKRX >					

Other Rated Stations--Outside Market				Metro Share	Cume Rating	TSA AQH	Cume
KATT-F	AOR	100.5	Oklahoma City	1.5	4.8	11	123
KFXI-F	C	92.1	Marlow	2.9	5.6	11	169
KLUR-F	C	99.9	Wichita Falls	1.5	9.3	7	156
KNIN-F	CHR	92.9	Wichita Falls	1.5	7.3	8	203
KWFS-F	C	103.3	Wichita Falls	0.7	3.7	5	65
KYI-F	CL AOR	104.7	Burkburnett, TX	2.2	9.6	7	133

AM Stations

KKRX	1050	0.25 kw/0.006 kw	Black Gospel	Westwd	--	Perry
------	------	------------------	--------------	--------	----	-------

FM Stations

KBZQ	99.5	16 kw @ 338	Soft AC	Jones, AMFM	--	
KJMZ	98.1	100 kw @ 202	Black	ABC	Interop	Perry
KLAW	101.5	100 kw @ 590	Country	ABC, AMFM	Sentry	AMFM
KMGZ	95.3	14 kw @ 312	CHR	Westwd	--	
KVRW	107.3	50 kw @ 492	Oldies	ABC	--	
KZCD	94.1	18 kw @ 525	AOR/Classic AOR	AMFM	Sentry	AMFM

Notes:

LEWISTON-AUBURN, ME

Arbitron Rank: 257	Pop (12+): 84,600	Stations: 20 / 1	% Below Line: 88.4
Market TSL in Hours: 23.50		Diaries: 414/204:1/58.3%	% Not Listed: 10.3
Average Persons Rating: 17.3		Sample Target: 420	Total Retail Sales: \$1.28 Bil.

12+ Metro	Format	Spring 99 1/4 Share	Fall 98	Spg 98	Fall 97	Spg 97	12+ Metro Cume / Rtg	Fall 98	Spg 98	12+ TSA AQH / Cume	
1	WBLM-F	19 / 13.0	11.7	11.4	12.7		217 / 25.6	24.8	25.2	19 / 217	WBLM-F
2	WTHT-F	C	17 / 11.6	8.6	10.6	11.3	199 / 23.5	17.6	20.0	17 / 199	WTHT-F
3	WJBQ-F	CHR	14 / 9.6	7.8	8.3	6.3	219 / 25.9	23.8	20.7	14 / 219	WJBQ-F
4	WLAM-AF	ST	12 / 8.2	7.0	9.1	6.3	118 / 13.9	12.9	12.6	12 / 118	WLAM-AF
5	WPOR-F	C	8 / 5.5	7.8	9.1	7.7	159 / 18.8	18.0	19.8	8 / 159	WPOR-F
5	WMWX-F	AC/CHR	8 / 5.5	5.5	6.1	9.2	142 / 16.8	11.3	18.1	8 / 142	WMWX-F
5	WHOM-F	SAC	8 / 5.5	4.7	6.1	3.5	104 / 12.3	10.2	13.9	8 / 104	WHOM-F
8	WTOS-F	AOR	7 / 4.8	5.5	4.5	6.3	95 / 11.2	12.0	8.4	7 / 95	WTOS-F
8	WCYI-F	AOR-NR	7 / 4.8	3.9	3.8	4.9	96 / 11.4	13.1	12.2	7 / 96	WCYI-F
10	WMGX-F	AC	6 / 4.1	3.9	1.5	2.8	71 / 8.4	9.0	5.9	6 / 71	WMGX-F
10	WABK-F	O	6 / 4.1	5.5	3.8	2.8	82 / 9.7	7.3	9.2	6 / 82	WABK-F

12+ FM Share (Metro): 90.08% (118 of 131) (Spring 98: 89.17%)

18-34	18-49	25-54	35+	Wom 25-54	Men 25-54	12+ AMD	12+ Mid	12+ PMD	12+ Eve	12+ Wknd
1 WJBQ-F	1 WBLM-F	1 WBLM-F <	1 WBLM-F	1 WTHT-F >	1 WBLM-F >>>	1 WLAM-AF <	1 WBLM-F	1 WBLM-F	1 WJBQ-F >	1 WTHT-F <
2 WTHT-F	2 WTHT-F <	2 WTHT-F >	1 WLAM-AF <	2 WJBQ-F	2 WTOS-F	2 WBLM-F	2 WTHT-F	2 WJBQ-F	2 WTHT-F	2 WBLM-F
2 WBLM-F >	3 WJBQ-F >	3 WJBQ-F	3 WTHT-F >	3 WBLM-F	2 WTHT-F	2 WTHT-F >	3 WJBQ-F <	3 WTHT-F >	2 WBLM-F >	3 WJBQ-F
4 WTOS-F	4 WTOS-F	4 WMWX-F	4 WPOR-F	3 WHOM-F		4 WJBQ-F	4 WHOM-F	4 WMWX-F	4 WCYI-F >	4 WLAM-AF >
4 WCYI-F	4 WMWX-F	5 WHOM-F	4 WHOM-F >	5 WMWX-F		4 WPOR-F <	5 WLAM-AF	5 WCYI-F	5 WTOS-F >	5 WCYI-F
	4 WCYI-F >		6 WABK-F	5 WMGX-F >		6 WMWX-F <	6 WMWX-F	5 WLAM-AF		5 WPOR-F >
								7 WPOR-F		

Other Rated Stations			Metro Share	Cume Rating	TSA AQH	Cume	Other Rated Stations--Outside Market			Metro Share	Cume Rating	TSA AQH	Cume	
WZOU	ST	1470 Lewiston	1.4	3.9	2	33	WCLZ-F	AOR-P	98.9	Brunswick	2.1	6.4	3	54
							WGAN	FS/T	560	Portland	2.1	6.7	3	57
							WKCG-F	AC	101.3	Augusta	0.7	4.3	1	37
							WMCM-F	C	103.3	Rockland	0.7	2.8	1	24
							WMME-F	CHR	92.3	Augusta	2.7	12.1	4	102
							WYNZ-F	O	100.9	Westbrook	2.7	9.0	4	76

AM Stations

WZOU	1470	5 kw (DA-2)	Standards	ABC	Allied	Lerner
------	------	-------------	-----------	-----	--------	--------

Notes: Ranked stations - See Augusta-Waterville, ME, or in the Spring 1999 American Radio, Portland, ME . . . The market's metro and total survey areas are the same

LIMA, OH

Arbitron Rank: 225	Pop (12+): 125,300	Stations: 19 / 10	% Below Line: 22.4
Market TSL in Hours: 19.00		Diaries: 519/241:1/55.8%	% Not Listed: 14.9
Average Persons Rating: 14.0		Sample Target: 510	Total Retail Sales: \$1.81 Bil.

12+ Metro	Format	Spring 99		Fall 98	Spg 98	Fall 97	Spg 97	12+ Metro Cume / Rtg	Fall 98	Spg 98	12+ TSA	
		1/4	Share								AQH / Cume	
1	WIMT-F	C	21 / 12.0	18.1	19.8	17.0	18.9	328 / 26.2	30.6	34.8	77 / 896	WIMT-F
2	WBYP-F	AOR	16 / 9.2	6.8	8.6	8.8	8.2	284 / 21.0	15.0	15.7	24 / 498	WBYP-F
3	WFGF-F	C	15 / 8.6	8.5	7.0	2.7	3.6	217 / 17.3	19.2	16.6	21 / 307	WFGF-F
4	WZOQ-F	CHR	13 / 7.4	10.2	7.0	12.1	12.2	281 / 22.4	24.1	24.9	26 / 562	WZOQ-F
4	WMLX-F	AC/CHR	13 / 7.4	3.9	3.7			184 / 14.7	9.1	7.8	19 / 273	WMLX-F
4	WIMA	FS/T	13 / 7.4	8.5	9.6	8.2	10.7	230 / 18.4	17.4	19.6	16 / 295	WIMA
7	WBUK-F	O	11 / 6.3	5.6	7.0	9.3	7.1	189 / 13.5	11.8	13.3	12 / 223	WBUK-F
8	WLJM	B	9 / 6.1	3.4	4.8	4.9	2.0	67 / 4.6	4.0	5.8	9 / 57	WLJM
9	WAJC-F	AC	8 / 4.6	3.9	2.7	4.9	5.1	111 / 8.9	7.2	8.9	12 / 149	WAJC-F

12+ FM Share (Metro): 81.21% (121 of 149) (Spring 98: 76.62%)

18-34	18-49	25-54	35+	Wom 25-54	Men 25-54	12+ AMD	12+ Mid	12+ PMD	12+ Eve	12+ Wknd
1 WBYP-F	1 WBYP-F <	1 WMLX-F <	1 WIMT-F <	1 WMLX-F	1 WBYP-F >	1 WIMT-F	1 WIMT-F	1 WIMT-F	1 WBYP-F	1 WIMT-F
2 WMLX-F	2 WIMT-F <	2 WIMT-F	2 WIMA	2 WIMT-F	2 WMLX-F	2 WIMA	2 WMLX-F <	1 WBYP-F	2 WZOQ-F	2 WFGF-F <
3 WIMT-F	3 WMLX-F	3 WFGF-F	3 WBUK-F	3 WFGF-F >	2 WBUK-F	3 WBYP-F	3 WFGF-F <	3 WMLX-F	2 WIMT-F	3 WZOQ-F
3 WZOQ-F >	3 WFGF-F >	3 WBYP-F	4 WFGF-F >	4 WBUK-F	2 WIMT-F	4 WMLX-F	4 WIMA	3 WFGF-F	4 WFGF-F >	3 WBYP-F
	5 WBUK-F	5 WBUK-F	5 WAJC-F	4 WLJM	5 WFGF-F	4 WBUK-F <	5 WBYP-F <	5 WZOQ-F	5 WAJC-F	5 WIMA
	5 WLJM	6 WLJM	6 WMLX-F	4 WAJC-F	5 WLJM	6 WFGF-F <	6 WAJC-F <	6 WBUK-F	5 WMLX-F >	6 WBUK-F
	5 WZOQ-F	6 WZOQ-F	6 WDOH-F	4 WZOQ-F >	5 WZOQ-F	7 WZOQ-F	7 WLJM <	7 WCLR-F	6 WLJM	6 WLJM
			6 WLJM		5 WQTL-F >		8 WBUK-F	7 WIMA		6 WMLX-F

Other Rated Stations				Metro Share	Cume Rating	TSA AQH	Cume	Other Rated Stations--Outside Market				Metro Share	Cume Rating	TSA AQH	Cume
WCSM-F	AC	96.7	Celina	1.1	3.1	9	172	WBKI-F	C	106.5	Greenville	0.6	3.0	11	139
WDOH-F	C	107.1	Delphos	2.9	5.8	12	190	WCLR-F	O	95.7	Piqua	3.4	8.4	17	294
								WERT	ST	1220	Van Wert	1.1	1.8	10	136
								WHKO-F	C	99.1	Dayton	1.1	2.0	11	191
								WING-F	CL AOR	102.9	Springfield	1.1	3.4	9	198
								WLW	FS/T	700	Cincinnati	1.7	5.5	17	270
								WOWO	FS/T	1190	Fort Wayne	0.6	2.8	5	114
								WQTL-F	CL HITS	106.3	Ottawa	3.4	10.3	12	251

AM Stations

WIMA	1150	1 kw (DA-N)	Full Service/Talk	ABC	Katz	Clear Channel
WLJM	940	0.25 kw (DA, Days)	Black		Christal	Forever

FM Stations

WAJC	104.9	3 kw @ 220	AC	ABC	Christal	Forever
WBUK	107.5	3 kw @ 328	Oldies		—	Clear Channel Ft. Shawnee
WFGF	93.1	3 kw @ 328	Country	ABC	Christal	Forever
WIMT	102.1	11 kw @ 1060	Country	ABC	Katz	Clear Channel
WMLX	103.3	0.95 kw @ 823	AC/CHR		Katz	Clear Channel Saint Mary's
WZOQ	92.1	3 kw @ 328	CHR	ABC	Mc-Guild	Forever Wapakoneta

Notes: Other ranked stations -- See Fort Wayne or Dayton in the Spring 1999 American Radio

MARION-CARBONDALE (Southern IL)

Arbitron Rank: 212	Pop (12+): 139,000	Stations: 22 / 15	% Below Line: 12.3
Market TSL in Hours: 18.00		Diaries: 555/250:1/55.3%	% Not Listed: 15.5
Average Persons Rating: 13.5		Sample Target: 540	Total Retail Sales: \$1.79 Bil.

12+ Metro	Format	Spring 99 1/4 Share	Fall 98	Spg 98	Fall 97	Spg 97	12+ Metro Cume / Rtg	Fall 98	Spg 98	12+ TSA AQH / Cume	
1	WCIL-F	23 / 12.3	13.2	12.6	8.6	8.8	443 / 31.9	31.5	30.6	36 / 711	WCIL-F
2	WOOZ-F	21 / 11.2	12.1	9.8	14.5	15.7	293 / 21.1	24.3	22.5	37 / 521	WOOZ-F
3	WDDD-F	18 / 9.6	12.1	14.8	17.8	18.1	279 / 20.0	23.5	24.6	30 / 428	WDDD-F
4	WTAO-F	14 / 7.5	5.5	8.7	8.1	10.3	211 / 15.2	12.3	17.0	21 / 314	WTAO-F
5	WXL-F	10 / 5.3	4.4	6.0	3.8	4.4	141 / 10.2	10.6	12.2	15 / 185	WXL-F
6	WUEZ-F	9 / 4.8	3.8	2.2	3.2	3.9	184 / 13.2	9.2	7.8	10 / 205	WUEZ-F
6	WQUL-F	9 / 4.8	4.4	2.2	2.2	2.5	131 / 9.4	12.0	8.5	16 / 212	WQUL-F
8	WVZA-F	7 / 3.7	4.9	3.8	2.2	4.9	152 / 11.0	12.0	13.0	10 / 244	WVZA-F
9	WQRL-F	6 / 3.2	2.7	1.6	3.8	2.5	116 / 8.4	8.0	6.4	8 / 180	WQRL-F
9	WJPF-AA	6 / 3.2	3.8	3.3	2.2	2.0	163 / 11.7	10.6		7 / 181	WJPF-AA
11	KGMO-F	5 / 2.7	6.6	7.1	4.3	3.9	93 / 6.7	13.8	16.7	14 / 203	KGMO-F

12+ FM Share (Metro): 89.24% (141 of 158) (Spring 98: 87.65%)

18-34	18-49	25-54	35+	Wom 25-54	Men 25-54	12+ AMD	12+ Mid	12+ PMD	12+ Eve	12+ Wknd
1 WCIL-F	1 WCIL-F	1 WOOZ-F >	1 WOOZ-F	1 WOOZ-F	1 WOOZ-F	1 WDDD-F <	1 WOOZ-F <	1 WCIL-F	1 WCIL-F >>	1 WOOZ-F <
2 WTAO-F >	2 WOOZ-F <	2 WCIL-F	2 WDDD-F >	2 WCIL-F	2 WTAO-F	2 WOOZ-F	2 WCIL-F	2 WOOZ-F <	2 WOOZ-F	2 WCIL-F >
3 WDDD-F	3 WTAO-F >	3 WXL-F	3 WXL-F	3 WDDD-F	2 WXL-F	3 WCIL-F >	3 WDDD-F	3 WDDD-F	3 WTAO-F	3 WTAO-F
3 WOOZ-F	4 WDDD-F	4 WTAO-F	4 WUEZ-F	4 WUEZ-F	4 WCIL-F	4 WTAO-F	4 WTAO-F	4 WTAO-F	4 WDDD-F	3 WDDD-F >
5 WVZA-F	4 WQUL-F	4 WQUL-F	4 WCIL-F	4 WVZA-F	4 WQUL-F	5 WUEZ-F <	5 WUEZ-F <	5 WXL-F	5 WUEZ-F	5 WXL-F
6 WQUL-F	4 WVZA-F	6 WDDD-F	4 WQRL-F	4 WXL-F	6 KGMO-F >	6 WQUL-F <	6 WQUL-F <	6 WQUL-F	5 WXL-F	6 WQUL-F
6 WXL-F >	7 WXL-F	6 WUEZ-F	4 WQUL-F	7 WQRL-F >		7 WXL-F	7 WXL-F	7 WVZA-F <	7 WKIB-F	
	7 WUEZ-F >	6 WVZA-F				8 WJPF-AA		8 WUEZ-F >	7 WVZA-F	

Other Rated Stations				Metro Share	Cume Rating	TSA AQH Cume	Other Rated Stations--Outside Market				Metro Share	Cume Rating	TSA AQH Cume
WDDD	SPRTS	810	Johnston City	0.5	3.0	1 46	KEZS-F	C	102.9	Cape Girardeau, MO	2.1	7.1	6 148
WFRX	ST	1270	W. Frankfort	2.1	3.6	5 59	KMOX	T/FS	1120	Saint Louis	1.1	4.3	5 108
WINI	T	1420	Murphysboro	2.1	4.4	5 69	KPNT-F	AOR-NR	105.7	Ste. Genevieve, MO	1.6	4.7	7 117
WXAN-F	REL	103.9	Ava	1.6	5.6	7 105	WBVN-F	REL-CC	104.5	Carrier Mills	2.1	6.2	4 99
							WDDJ-F	CHR/AC	96.9	Paducah, KY	0.5	2.8	5 135
							WKIB-F	CHR	96.5	Anna	2.1	4.8	4 79

AM Stations

WCIL	1020	1 kw (Days)	See WJPF				Carbondale
WJPF	1340	1 kw	Talk	ABC, Westwd	Christal	Zimmer	Herrin

FM Stations

KGMO	100.7	100 kw @ 989	Classic Hits	Westwd	Eastman	Withers	Cape Girardeau, MO
WCIL	101.5	50 kw @ 350	CHR		Christal	Zimmer	Carbondale
WDDD	107.3	50 kw @ 492	Country		Mc-Guild	Cumulus	Marion
WOOZ	99.9	50 kw @ 650	Country	ABC	Banner	Zimmer	Harrisburg
WQRL	106.3	12.5 kw @ 459	Oldies	Westwd	---	Dana Withers	Benton
WQUL	97.7	3.5 kw @ 433	Classic AOR	ABC, Westwd	Mc-Guild	Cumulus	W. Frankfort
WTAO	105.1	25 kw @ 328	AOR	Westwd	Mc-Guild	Cumulus	Murphysboro
WUEZ	103.5	6 kw @ 328	AC		Christal	Zimmer	Christopher
WVZA	92.7	3.3 kw @ 430	CHR/AC	ABC, Westwd	Mc-Guild	Cumulus	Herrin
WXL	95.1	3 kw @ 279	Classic Hits	Westwd	---	Zimmer	Carterville

Notes: Sp 98 cume rating for WJPF-AA is not available

MEDFORD-ASHLAND, OR

Arbitron Rank: 206 Pop (12+): 145,200	Stations: 17 / 15	% Below Line: 2.2
Market TSL in Hours: 21.00	Diaries: 550/264:1/57.1%	% Not Listed: 21.6
Average Persons Rating: 15.6	Sample Target: 490	Total Retail Sales: \$2.09 Bil.

12+ Metro	Format	Spring 99 1/4 Share	Fall 98	Spg 98	Fall 97	Spg 97	12+ Metro Cume / Rtg	Fall 98	Spg 98	12+ TSA AQH / Cume	
1	KRWQ-F	C	32 / 14.1	9.1	10.0	13.0	298 / 20.5	17.5	15.3	38 / 419	KRWQ-F
2	KTMT-F	CHR	19 / 8.4	10.1	8.1	9.3	323 / 22.3	22.4	19.1	29 / 427	KTMT-F
3	KZZE-F	AOR	16 / 7.0	5.0	11.4	8.8	209 / 14.4	9.6	17.8	17 / 247	KZZE-F
3	KCMX	N/T	16 / 7.0	9.6	5.2	5.1	201 / 13.8	16.1	10.0	17 / 232	KCMX
5	KBOY-F	CL AOR	14 / 6.2	6.6	5.2	5.6	268 / 18.5	15.6	12.2	24 / 419	KBOY-F
6	KMED	ST	13 / 5.7	5.5	8.1	6.5	167 / 11.5	13.7	13.6	16 / 192	KMED
7	KCMX-F	SAC	12 / 5.3	8.6	6.6	8.4	204 / 14.1	14.0	14.5	13 / 234	KCMX-F
8	KROG-F	AC-NR	8 / 3.5	3.5	1.9	4.6	176 / 12.1	11.6	7.4	11 / 243	KROG-F
8	KKJJ-F	AC	8 / 3.5	3.0	4.7	2.3	129 / 8.9	7.5	9.3	12 / 156	KKJJ-F
8	KCNA-F	O	8 / 3.5	5.0	4.3	4.6	139 / 9.6	10.4	10.3	17 / 234	KCNA-F
8	KAKT-F	C	8 / 3.5	5.0	6.6	6.0	147 / 10.1	12.4	10.3	10 / 175	KAKT-F

12+ FM Share (Metro): 79.21% (141 of 178) (Spring 98: 81.71%)

18-34	18-49	25-54	35+	Wom 25-54	Men 25-54	12+ AMD	12+ Mid	12+ PMD	12+ Eve	12+ Wknd
1 KTMT-F	1 KZZE-F	1 KRWQ-F	1 KRWQ-F >	1 KRWQ-F >	1 KZZE-F	1 KRWQ-F >	1 KRWQ-F >	1 KRWQ-F	1 KTMT-F	1 KRWQ-F
2 KRWQ-F >	1 KRWQ-F <	2 KZZE-F <	2 KCMX	2 KTMT-F	2 KBOY-F	2 KCMX	2 KCMX >	2 KTMT-F	2 KMED	2 KTMT-F >
3 KROG-F	3 KBOY-F <	3 KBOY-F >	3 KMED	2 KCMX-F	3 KRWQ-F	3 KZZE-F <	3 KZZE-F	3 KZZE-F	3 KRWQ-F	3 KMED
3 KBOY-F	4 KTMT-F >>	4 KTMT-F	4 KZZE-F	4 KBOY-F	4 KCMX	4 KBOY-F <	4 KMED	4 KBOY-F	4 KZZE-F	4 KBOY-F <
3 KZZE-F >>	5 KROG-F	5 KCMX	4 KCMX-F	4 KZZE-F	5 KCNA-F	5 KTMT-F	4 KTMT-F <	5 KROG-F	5 KAKT-F	5 KZZE-F >
	5 KCNA-F	5 KCNA-F	6 KBOY-F	4 KCNA-F	6 KTMT-F	5 KCMX-F >	6 KCMX-F <	5 KCMX-F	6 KBOY-F	6 KCMX-F
	5 KAKT-F	7 KCMX-F	7 KCNA-F	4 KKJJ-F	6 KTMT	7 KCNA-F	7 KCNA-F <	7 KCMX	6 KROG-F	6 KROG-F
	5 KKJJ-F	7 KKJJ-F		4 KAKT-F	6 KLDZ-F >		8 KBOY-F	7 KKJJ-F	6 KTMT	6 KTMT
								7 KMED <	6 KGO	6 KGO

Other Rated Stations	Metro Share	Cume Rating	TSA AQH Cume
KLDZ-F	O	103.5	Gold Hill 2.6 7.0 12 124
KRRM-F	C	94.7	Rogue River 3.1 3.9 7 106
KRTA	SP-R	610	Medford 0.9 3.2 2 46
KTMT	SPRTS	580	Ashland 1.8 5.4 5 95

Other Rated Stations--Outside Market	Metro Share	Cume Rating	TSA AQH Cume
KGO	T	810	San Francisco 0.9 1.9 3 43
KLDR-F	CHR	98.3	Harbeck-Fruitdale 1.3 4.7 26 242

AM Stations

KCMX	880	1 kw	News/Talk	ABC	Mc-Guild	Marathon
KMED	1440	5 kw/1 kw	Standards	CBS	Mc-Guild	Clear Channel

FM Stations

KAKT	105.1	51.7 kw @ 544	Country		Mc-Guild	Marathon	Phoenix
KBOY	95.7	60 kw @ 981	Classic AOR	USA	Allied	Marathon	
KCMX	101.9	32 kw @ 1426	Soft AC	ABC	Mc-Guild	Marathon	
KCNA	102.7	100 kw @ 1976	Oldies		Tacher	Clear Channel	Cave Junction
KKJJ	107.5	5.3 kw @ 1420	AC		Allied	Clear Channel	
KROG	96.9	25 kw @ 2227	AC		Allied	KRTA	Grants Pass
KRWQ	100.3	30 kw @ 982	Country	AP	Mc-Guild	Clear Channel	Gold Hill
KTMT	93.7	31 kw @ 3264	CHR		Eastman	Marathon	
KZZE	106.3	0.9 kw @ 1591	AOR		Allied	Clear Channel	Eagle Point

Notes: 2/99 KOPE-F changed calls to KLDZ-F; remains Oldies

MERCED, CA

Arbitron Rank: 195 Pop (12+): 166,700
 Market TSL in Hours: 19.75
 Average Persons Rating: 14.8

Stations: 33 / 10
 Diaries: 643/259:1/52.7%
 Sample Target: 580

% Below Line: 39.5
 % Not Listed: 19.8
 Total Retail Sales: \$1.27 Bil.

12+ Metro	Format	Spring 99 1/4 Share	Fall 98	Spg 98	Fall 97	Spg 97	12+ Metro Cume / Rtg	Fall 98	Spg 98	12+ TSA AQH / Cume		
1	KHTN-F	CHR	25 / 10.1	11.9	12.7	10.0	12.1	459 / 27.5	25.6	26.7	25 / 459	KHTN-F
2	KABX-F	O	17 / 6.9	6.0	4.9	6.9	7.0	273 / 16.4	13.0	13.9	17 / 273	KABX-F
3	KUBB-F	C	13 / 5.3	4.0	6.7	7.3	7.0	228 / 13.7	11.8	18.7	13 / 228	KUBB-F
3	KHOP-F	AOR	13 / 5.3	3.2	5.6	5.4	5.5	223 / 13.4	10.9	14.1	13 / 223	KHOP-F
5	KIBG-F	AC	11 / 4.4	2.8	2.6	3.8	1.6	190 / 11.4	7.2	7.3	11 / 190	KIBG-F
6	KMJ	N/T	10 / 4.0	3.2	3.0	2.3	4.7	120 / 7.2	6.6	7.1	10 / 120	KMJ
6	KHKK-FF	CL HITS	10 / 4.0	2.4	1.1	1.9	3.5	136 / 8.1	6.2	5.3	10 / 136	KHKK-FF
6	KATM-F	C	10 / 4.0	2.8	2.6	3.1	4.3	164 / 9.9	6.3	7.3	10 / 164	KATM-F
9	KSKS-F	C	8 / 3.2	4.4	3.7	2.3	5.5	179 / 10.7	10.0	10.4	8 / 179	KSKS-F
10	KYOS	N/T	7 / 2.8	2.4	2.6	4.6	5.1	108 / 6.5	6.7	6.4	7 / 108	KYOS
10	KOSO-F	AC/CHR	7 / 2.8	3.6	4.9	3.5	2.7	208 / 12.5	11.5	10.0	7 / 208	KOSO-F
10	KJMQ-F	B/O	7 / 2.8	2.0	2.6	3.8	3.1	96 / 5.8	6.1	8.7	7 / 96	KJMQ-F
13	KAJZ-F	J	6 / 2.4	2.0	1.1	0.8	0.8	72 / 4.3	3.8	3.1	6 / 72	KAJZ-F

12+ FM Share (Metro): 84.34% (167 of 198) (Spring 98: 85.24%)

18-34	18-49	25-54	35+	Wom 25-54	Men 25-54	12+ AMD	12+ Mid	12+ PMD	12+ Eve	12+ Wknd
1 KHTN-F >	1 KHTN-F >	1 KABX-F <	1 KABX-F >	1 KHTN-F >	1 KHOP-F	1 KABX-F <	1 KUBB-F <	1 KHTN-F >	1 KHTN-F >	1 KHTN-F >
2 KIBG-F	2 KABX-F	2 KHTN-F	2 KMJ	2 KIBG-F	1 KABX-F >	2 KHTN-F >	2 KABX-F	2 KIBG-F <	2 KHOP-F	2 KABX-F <
3 KATM-F	2 KHOP-F	3 KHOP-F	2 KUBB-F	2 KABX-F	3 KHKK-FF	3 KUBB-F <	2 KHTN-F <	3 KABX-F <	3 KABX-F >	3 KHOP-F
4 KHOP-F	4 KIBG-F	3 KHKK-FF	4 KYOS	4 KUBB-F	4 KATM-F	4 KHOP-F	4 KMJ	4 KHOP-F	4 KMJ	4 KHKK-FF
4 KHKK-FF	4 KHKK-FF	5 KATM-F	5 KHOP-F	4 KJMQ-F	4 KHTN-F	5 KHKK-FF <	5 KATM-F	5 KATM-F <	4 KHKK-FF	5 KUBB-F
6 KNTD-F	6 KATM-F	6 KSKS-F	6 KATM-F	6 KATM-F	4 KSKS-F	6 KMJ <	5 KIBG-F	6 KHKK-FF	4 KIBG-F	6 KIBG-F
6 KUBB-F	6 KSKS-F	6 KIBG-F	6 KUBB-F	6 KHKK-FF >		7 KIBG-F	7 KYOS <	6 KUBB-F	7 KOSO-F	7 KOSO-F
						7 KYOS	8 KSKS-F <	8 KOSO-F		7 KATM-F
						7 KATM-F	9 KHOP-F			

Other Rated Stations	Metro Share	Cume Rating	TSA AQH Cume
KCIV-F	REL	99.9	Mount Bullion 2.0 3.5 5 58
KLOQ-F	SP-R	98.7	Winton 2.0 7.0 5 116
KQLB-F	C/O	106.9	Los Banos 1.6 3.7 4 62

Other Rated Stations—Outside Market	Metro Share	Cume Rating	TSA AQH Cume
KBOS-F	CHR	94.9	Tulare 0.4 2.8 1 47
KCBS	N/T	740	San Francisco 0.8 3.4 2 57
KDON-F	CHR	102.5	Salinas 0.4 1.6 1 27
KFRE	T	940	Fresno 1.2 2.3 3 39
KJFX-F	CL AOR	95.7	Fresno 0.8 1.8 2 29
KJSN-F	AC	102.3	Modesto 0.4 2.4 1 40
KLBN-F	SP-R	105.1	Auberry 0.4 1.5 1 26
KMGV-F	B/O	97.9	Fresno 1.6 5.3 4 88
KNBR	SPRTS	680	San Francisco 1.6 4.3 4 72
KNTD-F	SP-C	95.9	Livingston 2.0 6.6 5 110
KOQO-F	SP-C	101.9	Fresno 2.0 5.3 5 88
KRNC-F	SP-C	105.9	Fresno 0.8 2.6 2 44
KTRB	N	860	Modesto 0.4 2.2 1 36
KVIN	ST	1390	Turlock 1.6 2.3 4 39
KVSR-F	AC-NR	101.1	Fresno 0.8 3.7 2 62
KWNN-F	CHR	98.3	Turlock 0.8 5.1 2 85

AM Stations

KYOS	1480	5 kw (DA-N)	News/Talk	ABC, Westwd, CBS	Christal	KABX-F/KIBG-F
------	------	-------------	-----------	------------------	----------	---------------

FM Stations

KABX	97.5	50 kw @ 490	Oldies	ABC	Christal	KIBG-F/KYOS
KAJZ	107.7	5 kw @ 361	Jazz	Jones	Christal	KABX-F/KYOS
KHTN	104.7	50 kw @ 469	CHR		D&R	Buckley
KIBG	106.3	2.95 kw @ 476	AC	Westwd	Christal	KABX-F/KYOS
KJMQ	92.5	6 kw @ 328	Black Oldies	Westwd	—	KLOQ-F/KTFN
KLOQ	98.7	6 kw @ 246	Hispanic		Caballero	KJMQ-F/KTFN
KUBB	96.3	1.95 kw @ 2112	Country	Westwd	D&R	Buckley

Notes: Other ranked stations — See Modesto or Fresno in the Spring 1999 American Radio . . . The market's total and metro survey areas are the same . . . 2/99 KFIE-F changed calls to KAJZ-F . . . 4/99 KVRQ-F changed from Classic AOR to Black Oldies . . . 5/99 KVRQ-F changed calls to KJMQ-F

MERIDIAN, MS

Arbitron Rank: 268 Pop (12+): 61,500	Stations: 14 / 13	% Below Line: 1.3
Market TSL in Hours: 17.75	Diaries: 383/161:1/45.8%	% Not Listed: 12.5
Average Persons Rating: 13.0	Sample Target: 400	Total Retail Sales: \$0.74 Bil.

12+ Metro	Format	Spring 99 1/4 Share	Fall 98	Spg 98	Fall 97	Spg 97	12+ Metro Cume / Rtg	Fall 98	Spg 98	12+ TSA AQH / Cume	
1 WOKK-F	C	11 / 13.8	18.2	15.1	22.1	23.7	154 / 26.0	30.3	27.8	35 / 580	WOKK-F
2 WZKS-F	B/AC	10 / 12.5	9.1	10.8	11.6	11.3	117 / 19.1	24.2	23.3	28 / 220	WZKS-F
2 WJDQ-F	CHR/AC	10 / 12.5	15.9	14.0	11.6	11.3	145 / 23.6	27.6	27.9	26 / 393	WJDQ-F
4 WMOX	T	7 / 8.8	8.0	6.5	8.1	9.0	90 / 14.6	10.5	13.7	8 / 126	WMOX
5 WJXM-F	B	6 / 7.5					83 / 13.4			10 / 144	WJXM-F
6 WSLY-F	B	5 / 6.3	6.8	9.7	8.1	6.8	100 / 16.3	16.6	20.6	12 / 208	WSLY-F
6 WMMZ-F	CHR/AC	5 / 6.3	2.3	4.3	3.5	4.5	84 / 13.6	13.2	12.9	6 / 132	WMMZ-F

12+ FM Share (Metro): 80.00% (56 of 70) (Spring 98: 77.92%)

18-34	18-49	25-54	35+	Wom 25-54	Men 25-54	12+ AMD	12+ Mid	12+ PMD	12+ Eve	12+ Wknd
1 WJXM-F	1 WZKS-F	1 WZKS-F >	1 WOKK-F	1 WZKS-F	1 WZKS-F >>	1 WOKK-F	1 WOKK-F	1 WZKS-F	1 WJDQ-F	1 WZKS-F
2 WJDQ-F >	2 WJDQ-F	2 WJDQ-F	2 WZKS-F	2 WJDQ-F >	2 WSLY-F	2 WMOX	2 WZKS-F	2 WOKK-F	2 WJXM-F	2 WOKK-F
3 WZKS-F	3 WJXM-F	3 WOKK-F	3 WMOX >	3 WOKK-F	2 WJDQ-F >>	3 WZKS-F	2 WMOX	2 WJDQ-F >	3 WZKS-F	2 WJDQ-F >
3 WSLY-F	4 WMMZ-F	4 WSLY-F	4 WJDQ-F	3 WMMZ-F		3 WJDQ-F >	4 WJDQ-F >	4 WJXM-F	3 WSLY-F	4 WSLY-F
3 WMMZ-F	5 WSLY-F	4 WMMZ-F	5 WALT >	3 WMLV-F >>		5 WSLY-F	5 WMMZ-F	4 WALT	5 WMMZ-F >	4 WJXM-F
3 WMLV-F >>	5 WOKK-F	4 WMLV-F >					5 WJXM-F >	6 WSLY-F		4 WALT >
	5 WMLV-F >							6 WMMZ-F		

Other Rated Stations				Metro Share	Cume Rating	TSA AQH Cume	Other Rated Stations--Outside Market				Metro Share	Cume Rating	TSA AQH Cume
WALT	B/AC	910	Meridian	5.0	12.2	8 109	WMYQ-F	0	97.9	Newton	1.3	4.6	3 74
WKZB-F	CL AOR	93.5	Bulter	2.5	6.9	3 83							
WMER	T	1390	Meridian	2.5	2.5	2 31							
WMLV-F	SAC	106.9	Stonewall	3.8	9.1	5 75							
WNBN	B/G	1290	Meridian	1.3	4.3	1 27							
WYYW-F	C	95.1	Marion	3.8	9.1	4 118							

AM Stations

WMOX	1010	10 kw/1 kw (DA-2)	Talk	UPI, UBN	Mc-Guild
------	------	-------------------	------	----------	----------

FM Stations

WJDQ	101.3	99 kw @ 581	CHR/AC	CBS, Westwd	Eastman	Radio South
WJXM	105.7	50 kw @ 384	Black		Mc-Guild	Holladay
WMMZ	102.1	0.85 kw @ 528	AC/CHR		Mc-Guild	
WOKK	97.1	100 kw @ 600	Country	ABC	Mc-Guild	New South
WSLY	104.9	50 kw @ 492	Black		--	York
WZKS	104.1	16 kw @ 535	Black AC	ABC	Eastman	Radio South
						Union

Notes: 2/99 WJXM-F began operation, with Black programming . . . 4/99 WMMZ-F changed from CHR to Hot AC (CHR/AC) . . . 5/99 WMYQ/WMYQ-F (97.9; Newton) sold to Radio South (Houston Pearce) for \$885,000

MONROE, LA

Arbitron Rank: 233 Pop (12+): 118,800	Stations: 17 / 15	% Below Line: 1.7
Market TSL in Hours: 19.75	Diaries: 479/248:1/43.9%	% Not Listed: 12.6
Average Persons Rating: 14.6	Sample Target: 490	Total Retail Sales: \$1.55 Bil.

12+ Metro	Format	Spring 99 1/4 Share	Fall 98	Spg 98	Fall 97	Spg 97	12+ Metro Cume / Rtg	Fall 98	Spg 98	12+ TSA AQH / Cume		
1	KRVV-F	B	27 / 16.5	15.7	13.9	14.7	15.7	316 / 26.6	28.4	25.1	54 / 709	KRVV-F
2	KYEA-F	B	19 / 10.9	10.5	11.0	12.3	12.3	299 / 25.2	24.9	25.0	31 / 594	KYEA-F
2	KNOE-F	CHR	19 / 10.9	8.7	5.8	7.4	8.4	284 / 23.9	19.2	17.0	45 / 756	KNOE-F
2	KJLO-F	C	19 / 10.9	13.4	16.2	11.7	14.1	303 / 25.5	26.5	27.5	60 / 851	KJLO-F
5	KJMG-F	B/AC	17 / 9.8	6.4	6.9	6.8	4.2	198 / 16.6	15.6	11.1	21 / 274	KJMG-F
6	KLIP-F	CL HITS	10 / 5.8	7.6	9.3	6.1	8.4	150 / 12.6	13.4	16.0	14 / 260	KLIP-F
7	KMYF-F	C	8 / 4.6	7.0	7.5	5.5	3.7	174 / 14.7	17.0	16.2	30 / 631	KMYF-F
8	KTJC-F	O	7 / 4.0					71 / 8.0			7 / 110	KTJC-F
9	KWJM-F	AC	5 / 2.9	2.3	2.3	3.7	1.0	124 / 10.4	8.2	8.3	7 / 202	KWJM-F
9	KHLL-F	REL-CC	5 / 2.9	4.6	1.7	1.8	3.7	70 / 5.9	8.0	5.7	6 / 120	KHLL-F

12+ FM Share (Metro): 96.71% (147 of 152) (Spring 98: 94.67%)

18-34	18-49	25-54	35+	Wom 25-54	Men 25-54	12+ AMD	12+ Mid	12+ PMD	12+ Eve	12+ Wknd
1 KRVV-F >	1 KRVV-F	1 KJMG-F <	1 KJLO-F	1 KJMG-F	1 KNOE-F	1 KJLO-F <	1 KNOE-F <	1 KRVV-F	1 KRVV-F	1 KRVV-F
2 KNOE-F	2 KNOE-F <	2 KNOE-F	2 KJMG-F >	2 KNOE-F	2 KJLO-F	2 KRVV-F	2 KJLO-F <	2 KNOE-F	2 KYEA-F >	2 KYEA-F
3 KYEA-F >	3 KJMG-F <	2 KRVV-F <	3 KYEA-F	2 KRVV-F	2 KTJC-F	3 KJMG-F	3 KRVV-F	3 KJLO-F	3 KNOE-F	3 KJMG-F <
4 KJMG-F	4 KYEA-F	4 KJLO-F	4 KNOE-F	4 KYEA-F	2 KLIP-F	4 KNOE-F	4 KYEA-F	4 KYEA-F	3 KJMG-F >>	4 KJLO-F
4 KLIP-F >	5 KLIP-F	5 KYEA-F	4 KTJC-F	5 KJLO-F	5 KJMG-F	5 KYEA-F >	4 KJMG-F <	5 KJMG-F		5 KNOE-F >>
	6 KLIP-F	4 KRVV-F		5 KRVV-F			6 KLIP-F	6 KLIP-F		
							7 KTJC-F			

Other Rated Stations				Metro Share	Cume Rating	TSA AQH	Cume	Other Rated Stations--Outside Market				Metro Share	Cume Rating	TSA AQH	Cume
KCTO-F	CL AOR	103.1	Columbia	0.6	2.4	1	70	KQID-F	CHR	93.1	Alexandria	1.2	6.0	12	268
KLIC	REL	1230	Monroe	0.6	2.9	1	35	KWLT-F	O	102.7	N. Crosssett, AR	0.6	2.4	7	169
KMLB	T	1440	Monroe	2.3	5.4	5	111								
KPCH-F	O	97.7	Dubach	1.7	4.9	15	175								
KXKZ-F	C	107.5	Ruston	2.3	10.9	31	507								

FM Stations

KHLL	100.9	6 kw @ 328	Contemp. Christian												Richwood
KJLO	104.1	100 kw @ 1017	Country			ABC		Mc-Guild	New South						
KJMG	97.3	3 kw @ 328	Black AC					Mc-Guild	Holladay						Bastrop
KLIP	105.3	50 kw @ 433	Classic Hits					Mc-Guild	New South						
KMYF	106.1	100 kw @ 1017	Country			ABC, WW1, CNN		Christal	BP/VS&A						
KNOE	101.9	97 kw @ 1516	CHR			ABC		Roslin							
KRVV	100.1	50 kw @ 492	Black			ABC		Mc-Guild	Holladay						Bastrop
KTJC	92.3	11.5 kw @ 485	Oldies												Rayville
KWJM	92.7	6 kw @ 328	AC			CBS, Westwd									Farmerville
KXKZ	107.5	97.7 kw @ 1066	Country			AP, Westwd									Ruston
KYEA	98.3	50 kw @ 492	Black			ABC, AURN		D&R	BP/VS&A						W. Monroe

Notes: KJMG-F is LMA'd to New South . . . 4/99 KLMB-F changed calls to KJMG-F ("Magic 97"); remains Black AC . . . 9/99 KYEA-F moved from 98.3 to 103.1; KCTO-F moved from 103.1 to 98.3, changed from Classic AOR to AC as KRRZ-F ("The Cruze")

MORGANTOWN-CLARKSBURG-FAIRMONT, WV

Arbitron Rank: 187	Pop (12+): 175,200	Stations: 23 / 19	% Below Line: 4.1
Market TSL in Hours: 19.50		Diaries: 603/291:1/53.8%	% Not Listed: 14.3
Average Persons Rating: 14.0		Sample Target: 610	Total Retail Sales: \$1.9 Bil.

12+ Metro	Format	Spring 99		Fall 98	Spg 98	Fall 97	Spg 97	12+ Metro	Fall 98	Spg 98	12+ TSA		
		1/4	Share	98	98	97	97	Cume / Rtg	98	98	AQH / Cume		
1	WKKW-F	C	44 / 18.0	13.2	18.2	21.3	22.8	540 / 30.8	26.3	31.4	61 / 919	WKKW-F	
2	WVAQ-F	CHR	33 / 13.5	15.0	15.2	14.8	11.0	583 / 32.2	34.4	30.4	53 / 902	WVAQ-F	
3	WAJR	N/T	18 / 7.3	7.9	6.9	7.0	7.6	180 / 10.3	14.1	12.9	19 / 199	WAJR	
4	WFBY-F	CL AOR	17 / 6.9	6.6	5.2	6.5	5.1	249 / 14.2	13.5	10.5	42 / 609	WFBY-F	
5	WCLG-F	AOR	16 / 6.5	8.4	6.5	6.1	7.2	301 / 17.2	18.1	16.7	24 / 396	WCLG-F	
6	WOBG-F	O	12 / 4.9	2.2	3.5	3.0	2.5	155 / 8.8	10.2	10.2	15 / 216	WOBG-F	
7	WBRB-FF	C	11 / 4.5	4.4	2.6	4.3	3.8	188 / 9.8	9.7	6.5	39 / 529	WBRB-FF	
8	WDCI-F	SAC	10 / 4.1	2.6	4.3	3.5	3.4	188 / 10.7	8.5	7.5	11 / 257	WDCI-F	
9	WTUS-F	C	8 / 3.3	1.8	3.0	3.9	5.1	143 / 8.2	5.6	5.6	9 / 166	WTUS-F	
10	WPDX-F	C/O	6 / 2.4	3.5	2.2	0.9	0.4	97 / 5.5	6.4	3.1	8 / 140	WPDX-F	

12+ FM Share (Metro): 86.19% (181 of 210) (Spring 98: 85.64%)

18-34	18-49	25-54	35+	Wom 25-54	Men 25-54	12+ AMD	12+ Mid	12+ PMD	12+ Eve	12+ Wknd
1 WKKW-F >	1 WKKW-F	1 WKKW-F >	1 WKKW-F	1 WKKW-F >	1 WKKW-F	1 WKKW-F	1 WKKW-F >	1 WKKW-F	1 WKKW-F	1 WKKW-F
2 WVAQ-F >	2 WVAQ-F >	2 WVAQ-F	2 WAJR	2 WVAQ-F >	2 WFBY-F >	2 WVAQ-F	2 WVAQ-F <	2 WVAQ-F >	2 WVAQ-F >	2 WVAQ-F >>
3 WCLG-F >	3 WFBY-F <	3 WFBY-F >	3 WFBY-F	3 WDCI-F	3 WVAQ-F >	3 WAJR <	3 WAJR >	3 WCLG-F	3 WCLG-F >>	3 WCLG-F
4 WDCI-F	4 WCLG-F >	4 WDCI-F	4 WVAQ-F	4 WFBY-F >	4 WCLG-F	4 WFBY-F >>	4 WFBY-F <	4 WFBY-F	4 WPDX-F	4 WFBY-F
5 WFBY-F	5 WDCI-F	5 WCLG-F	5 WOBG-F	5 WOBG-F	4 WAJR	5 WBRB-FF	5 WCLG-F <	4 WAJR	5 WOBG-F	4 WOBG-F
		6 WBRB-FF	6 WBRB-FF			6 WCLG-F	6 WDCI-F	6 WOBG-F	5 WSSN-F	6 WBRB-FF
		6 WAJR				6 WDCI-F <	6 WOBG-F			
						8 WOBG-F >				

Other Rated Stations				Metro Share	Cume Rating	TSA AQH Cume	Other Rated Stations--Outside Market				Metro Share	Cume Rating	TSA AQH Cume
WAJR-F	N/T	103.3	Salem	0.8	3.1	2 65	WBTQ-F	O	93.5	Buckhannon	1.2	1.9	9 157
WCLG	O	1300	Morgantown	2.0	6.0	6 138	WLTJ-F	SAC	92.9	Pittsburgh	0.4	1.9	3 61
WHAR	T	1340	Clarksburg	1.2	3.3	4 67	WSSN-F	CHR	102.3	Weston	2.0	5.7	15 260
WMMN	N	920	Fairmont	0.4	3.9	3 101	WWSW-F	O	94.5	Pittsburgh	0.4	1.4	5 93
WPDX	ST	750	Clarksburg	0.8	1.9	2 34							
WRLF-F	AOR	94.3	Fairmont	2.0	4.6	5 92							
WVHF-F	AC/CHR	92.7	Clarksburg	1.2	4.4	3 97							
WZST-F	AC	100.9	Westover	1.6	6.9	4 127							

AM Stations

WAJR	1440	5 kw/0.5 kw (DA-2)	News/Talk	ABC, Westwd, ESPN	Mc-Guild	West VA Radio	Morgantown
------	------	--------------------	-----------	-------------------	----------	---------------	------------

FM Stations

WBRB	101.3	50 kw @ 492	Country	ABC	Dome	WVUC-F	Buckhannon
WCLG	100.1	6 kw @ 300	AOR	ABC	Keystone		Morgantown
WDCI	104.1	1.2 kw @ 518	Soft AC	JRN	--		Bridgeport
WFBY	106.5	50 kw @ 500	Classic AOR	Westwd	Mc-Guild	West VA Radio	Clarksburg
WKKW	97.9	29 kw @ 640	Country	ABC	Mc-Guild	WMMN/WRLF-F	Fairmont
WOBG	105.7	1.2 kw @ 581	Oldies	ABC	Com'l. Radio	Burbach	Salem
WPDX	104.9	6 kw @ 321	Classic Country	CNN	--	WPDX/WZST-F	Clarksburg
WTUS	102.7	3.21 @ 452	Country	JRN, SRN	--	Burbach	Mannington
WVAQ	101.9	50 kw @ 500	CHR	ABC	Mc-Guild	West VA Radio	Morgantown
WVUC	93.1	2.6 kw @ 497	Simul. WBRB-F			WBRB-F	Barrackville

Notes: WKKW-F is LMA'd to West Virginia Radio . . . 4/99 WAJR-F began operation, programming News & Talk

MORRISTOWN, NJ

Arbitron Rank: 99 Pop (12+): 389,200	Stations: 29 / 2	% Below Line: 82.3
Market TSL In Hours: 19.25	Diaries: 624/624:1/56.1%	% Not Listed: 8.7
Average Persons Rating: 14.7	Sample Target: 620	Total Retail Sales: \$5.2 Bil.

12+ Metro	Format	Spring 99		Fall 98	Spg 98	Fall 97	Spg 97	12+ Metro Cume / Rtg	Fall 98	Spg 98	12+ TSA		
		1/4	Share								AQH	Cume	
1	WHTZ-F	CHR	41 / 7.1	7.1	7.8	5.5	4.6	806 / 20.7	22.7	27.1	41 / 806	WHTZ-F	
2	WLTW-F	SAC	40 / 7.0	10.1	9.9	7.4	8.5	699 / 18.0	23.8	21.7	40 / 699	WLTW-F	
3	WOR	T	35 / 6.1	4.0	6.5	4.8	3.7	457 / 11.7	9.4	10.4	35 / 457	WOR	
3	WCBS-F	O	35 / 6.1	5.7	6.1	5.6	10.1	564 / 14.5	12.7	16.9	35 / 564	WCBS-F	
5	WXRK-F	T/NR	33 / 5.7	5.7	7.4	8.2	6.2	752 / 19.3	18.2	21.1	33 / 752	WXRK-F	
6	WPLJ-F	CHR/AC	31 / 5.4	6.3	7.4	7.9	8.3	847 / 21.8	22.0	22.2	31 / 847	WPLJ-F	
7	WABC	T	30 / 5.2	4.6	6.3	6.7	3.8	573 / 14.7	11.9	13.8	30 / 573	WABC	
7	WDHA-F	AOR	30 / 5.2	4.6	4.0	4.0	5.4	429 / 11.0	12.4	12.0	30 / 429	WDHA-F	
9	WAXQ-F	CL AOR	26 / 4.5	2.7	2.4	2.2	5.1	450 / 11.6	13.0	14.3	26 / 450	WAXQ-F	
10	WQCD-F	J	24 / 4.2	1.7	1.3	3.2	2.6	261 / 6.7	4.8	5.0	24 / 261	WQCD-F	
11	WMTR	ST/FS	21 / 3.7	3.6	4.0	2.9	4.8	250 / 6.4	6.8	8.0	21 / 250	WMTR	
12	WKTU-F	CHR/U	19 / 3.3	2.3	2.7	2.9	4.2	425 / 10.9	9.4	11.0	19 / 425	WKTU-F	
13	WFAN	SPRTS	17 / 3.0	2.7	3.9	2.9	2.7	381 / 9.8	10.2	9.8	17 / 381	WFAN	
14	WCBS	N	15 / 2.6	3.2	2.1	2.1	2.2	381 / 9.8	11.7	10.9	15 / 381	WCBS	
14	WRKS-F	B/AC	15 / 2.6		0.5		0.3	123 / 3.2		1.6	15 / 123	WRKS-F	
14	WKXW-F	T	15 / 2.6	2.5	2.1	2.9	1.8	373 / 9.6	8.8	8.0	15 / 373	WKXW-F	

12+ FM Share (Metro): 74.23% (386 of 520) (Spring 98: 68.04%)

18-34	18-49	25-54	35+	Wom 25-54	Men 25-54	12+ AMD	12+ Mid	12+ PMD	12+ Eve	12+ Wknd
1 WHTZ-F	1 WHTZ-F <	1 WLTW-F	1 WLTW-F <	1 WLTW-F	1 WXRK-F	1 WXRK-F	1 WLTW-F <	1 WLTW-F	1 WHTZ-F >	1 WHTZ-F
2 WXRK-F	2 WPLJ-F <	2 WCBS-F <	2 WOR <	2 WPLJ-F <	2 WDHA-F <	2 WOR >	2 WABC	2 WHTZ-F <	2 WXRK-F	2 WCBS-F
3 WDHA-F	3 WXRK-F	3 WPLJ-F	3 WCBS-F <	3 WCBS-F <	3 WCBS-F <	3 WHTZ-F <	3 WAXQ-F <	3 WABC <	2 WOR	3 WPLJ-F
4 WPLJ-F	3 WDHA-F <	4 WAXQ-F <	4 WABC	4 WHTZ-F <	4 WLTW-F <	4 WPLJ-F	4 WCBS-F	4 WDHA-F <	4 WLTW-F	4 WLTW-F >
5 WAXQ-F	5 WLTW-F <	5 WXRK-F	5 WQCD-F	5 WAXQ-F	5 WFAN	5 WDHA-F	5 WHTZ-F <	5 WAXQ-F <	5 WABC	5 WABC
5 WKTU-F >	6 WAXQ-F	5 WDHA-F <	6 WMTR	5 WQCD-F	5 WPLJ-F <	5 WLTW-F <	6 WMTR	6 WOR <	5 WQCD-F	5 WQCD-F
	7 WCBS-F	7 WQCD-F	7 WPLJ-F <	7 WTJM-F	7 WAXQ-F	7 WCBS-F	6 WDHA-F <	7 WCBS-F <	5 WKTU-F	5 WOR <
	8 WQCD-F <	8 WHTZ-F	8 WAXQ-F	7 WRKS-F	8 WQCD-F	8 WCBS <	8 WQCD-F <	8 WNEW-F	8 WDHA-F	8 WKTU-F
	9 WKTU-F	9 WRKS-F	8 WFAN <	9 WOR		9 WFAN <	9 WPLJ-F			8 WDHA-F
		9 WOR								

Other Rated Stations--Outside Market				Metro Share	Cume Rating	TSA AQH	Cume
WAWZ-F	REL	99.1	Zarephath, NJ	0.5	1.9	3	75
WBBR	BIZ	1130	New York	0.7	3.7	4	145
WBLS-F	B/AC	107.5	New York	0.7	4.0	4	156
WINS	N	1010	New York	1.6	8.0	9	311
WNEW-F	AOR	102.7	New York	1.9	9.8	11	379
WNJO-F	O	94.5	Trenton	0.5	1.8	3	70
WPAT-F	SP-C	93.1	Paterson, NJ	0.9	1.5	5	58
WQHT-F	U/CHR	97.1	New York	1.6	6.2	9	242
WQXR-F	CL	96.3	New York	1.9	5.4	11	208
WRNJ	O	1510	Hackettstown, NJ	1.2	1.7	7	67
WSKQ-F	SP-TP	97.9	New York	1.6	1.9	9	76
WTJM-F	B/O	105.1	New York	2.3	9.5	13	369
WYNY-F	C	107.1	Briarcliff Manor, NY	1.6	3.7	9	143

AM Stations

WMTR	1250	5 kw (DA-2)	Full Svc/Standards	AP, Westwd	Katz	New Jersey
------	------	-------------	--------------------	------------	------	------------

FM Stations

WDHA	105.5	1 kw @ 565	AOR	Katz	New Jersey	Dover
------	-------	------------	-----	------	------------	-------

Notes: Other ranked stations - See Trenton, or in the Spring 1999 American Radio, New York . . . The market's Metro and Total survey areas are the same

MUSKEGON, MI

Arbitron Rank: 217	Pop (12+): 135,400	Stations: 24 / 10	% Below Line: 39.6
Market TSL in Hours: 20.25		Diaries: 528/256:1/46.8%	% Not Listed: 9.2
Average Persons Rating: 15.3		Sample Target: 540	Total Retail Sales: \$1.42 Bil.

12+ Metro	Format	Spring 99 1/4 Share	Fall 98	Spg 98	Fall 97	Spg 97	12+ Metro Cume / Rtg	Fall 98	Spg 98	12+ TSA AQH / Cume	
1	WMUS-F	C	37 / 17.9				428 / 31.6			56 / 750	WMUS-F
2	WSNX-F	CHR	24 / 11.6				299 / 22.1			43 / 736	WSNX-F
3	WMRR-F	CL HITS	19 / 9.2				258 / 19.0			26 / 398	WMRR-F
4	WKLO-F	AOR	14 / 6.8				186 / 13.8			31 / 502	WKLO-F
5	WSHZ-F	AC/CHR	13 / 6.3				190 / 14.0			16 / 295	WSHZ-F
6	WLCS-F	O	10 / 4.8				203 / 15.0			12 / 250	WLCS-F
7	WMHG	ST	9 / 4.4				122 / 9.0			9 / 122	WMHG
8	WCXT-F	SAC	7 / 3.4				136 / 10.1			14 / 297	WCXT-F
9	WLAV-F	CL AOR	6 / 2.9				104 / 7.7			30 / 436	WLAV-F
10	WOOD-F	SAC	5 / 2.4				84 / 6.2			20 / 390	WOOD-F
10	WGRD-F	AOR-NR	5 / 2.4				136 / 10.0			20 / 491	WGRD-F
10	WCUZ-F	C	5 / 2.4				54 / 4.0			8 / 158	WCUZ-F

12+ FM Share (Metro): 89.89% (169 of 188) (Spring 98: %)

18-34	18-49	25-54	35+	Wom 25-54	Men 25-54	12+ AMD	12+ Mid	12+ PMD	12+ Eve	12+ Wknd
1 WSNX-F	1 WMUS-F	1 WMUS-F	1 WMUS-F >>	1 WMUS-F >>	1 WMRR-F >	1 WMUS-F >	1 WMUS-F >	1 WMUS-F >	1 WSNX-F >	1 WMUS-F >
2 WKLO-F	2 WMRR-F <	2 WMRR-F >	2 WMRR-F	2 WSNX-F >	2 WMUS-F	2 WSNX-F	2 WMRR-F	2 WSNX-F	2 WMUS-F	2 WSNX-F
3 WMUS-F	3 WSNX-F	3 WSNX-F	3 WMHG	3 WSHZ-F	3 WKLO-F >	3 WKLO-F	3 WSNX-F	3 WMRR-F	3 WMRR-F	3 WMRR-F >
4 WMRR-F >	4 WKLO-F	4 WKLO-F	4 WLCS-F	4 WLCS-F	4 WLAV-F	4 WMRR-F	4 WKLO-F	4 WSHZ-F	4 WKLO-F	4 WMHG
5 WSHZ-F >	5 WSHZ-F >	4 WSHZ-F	5 WSHZ-F	4 WMRR-F	4 WSHZ-F	5 WSHZ-F <	5 WSHZ-F <	5 WLCS-F <	5 WSHZ-F	4 WSHZ-F
	6 WLCS-F	6 WLCS-F	5 WSNX-F	4 WCXT-F >>		6 WMHG >	6 WMHG <	6 WKLO-F >>	6 WLCS-F >	6 WCUZ-F
			5 WCXT-F >				7 WLCS-F			6 WLCS-F
										6 WKLO-F

Other Rated Stations			Metro Share	Cume Rating	TSA AQH Cume	Other Rated Stations—Outside Market			Metro Share	Cume Rating	TSA AQH Cume
WEFG-F	CL HITS	97.5 Whitehall	1.9	7.8	5 119	WBCT-F	C	93.7 Grand Rapids	1.9	6.9	30 450
WKBZ	T	1520 Muskegon Heights	1.9	5.8	4 78	WGN	FS/T	720 Chicago	1.0	2.5	3 63
WMUS	C	1090 Muskegon	1.0	2.3	3 43	WJQK-F	REL-CC	99.3 Zeeland	1.5	4.4	20 290
WSHN-F	C	100.1 Fremont	0.5	2.7	5 86	WLHT-F	AC	95.7 Grand Rapids	1.5	3.2	11 276
						WLS	T	890 Chicago	1.0	2.7	3 55
						WODJ-F	O	107.3 Greenville	0.5	3.6	8 235
						WTRV-F	SAC	100.5 Walker	1.9	3.3	9 146
						WVTI-F	CHR/AC	96.1 Holland	1.9	10.4	23 564

AM Stations

WMHG	1600	5 kw (DA-N)	Standards	ABC	D&R	Connoisseur, pend.
------	------	-------------	-----------	-----	-----	--------------------

FM Stations

WCXT	105.3	100 kw @ 649	Soft AC	MI Spot	Hart
WLCS	98.3	2.6 kw @ 321	Oldies	ABC	Patt WEFG-F North Muskegon
WMRR	101.7	12 kw @ 476	Classic AOR	Westwd, ABC	D&R Connoisseur, pend. Muskegon Heights
WMUS	106.9	50 kw @ 480	Country	ABC, Westwd	Christal Connoisseur
WSHZ	107.9	15 kw @ 420	Hot AC	Westwd	D&R Connoisseur, pend.

Notes: This is Muskegon's first Arbitron . . . Other ranked stations -- See Grand Rapids in the Spring 1999 American Radio . . . 6/99 WCXT-F changed from Soft AC to Dance CHR as "The Whip" . . . 6/99 WMHG, WMRR-F and WSHZ-F sold by Goodrich to Connoisseur for \$2,700,000 . . . 7/99 WKBZ (1520) sold for \$434,000 . . . 9/99 WCXT-F changed back from Dance CHR to Soft AC as "Lite Mix 105.3"

MYRTLE BEACH, SC

Arbitron Rank: 173 Pop (12+): 193,900
 Market TSL in Hours: 20.75
 Average Persons Rating: 15.4

Stations: 27 / 19
 Diaries: 605/320:1/47.1%
 Sample Target: 570

% Below Line: 14.1
 % Not Listed: 15.4
 Total Retail Sales: \$3.3 Bil.

12+ Metro	Format	Spring 99 1/4 Share	Fall 98	Spg 98	Fall 97	Spg 97	12+ Metro Cume / Rtg	Fall 98	Spg 98	12+ TSA AQH / Cume	
1	WDAI-F	B/AC	24 / 8.0	7.1	7.0	10.2	300 / 15.5	16.3	16.1	25 / 342	WDAI-F
2	WWXM-F	CHR	22 / 7.4	9.0	8.4	8.5	404 / 20.9	21.3	19.4	28 / 569	WWXM-F
2	WGTR-F	C	22 / 7.4	5.6	7.0	6.1	265 / 13.7	14.0	13.3	23 / 296	WGTR-F
4	WJYR-F	EZ	20 / 6.7	9.3	8.7	7.1	259 / 13.4	16.4	16.1	22 / 313	WJYR-F
5	WSYN-F	O	18 / 6.0	6.2	6.6	8.1	266 / 13.7	15.8	15.6	19 / 279	WSYN-F
6	WRNN-F	N/T	15 / 5.0	5.9	5.2	4.4	226 / 11.7	12.8	11.3	15 / 226	WRNN-F
7	WYAK-F	C	12 / 4.0	3.1	3.1	6.1	181 / 8.3	11.0	5.2	12 / 194	WYAK-F
7	WSTS-F	G	12 / 4.0	1.5	1.7	1.0	119 / 6.1	3.0	4.9	21 / 244	WSTS-F
9	WYNA-F	J	11 / 3.7				122 / 6.3			11 / 122	WYNA-F
9	WKZQ-F	AOR	11 / 3.7	4.0	2.8	3.1	197 / 10.2	7.8	8.3	15 / 226	WKZQ-F
11	WYAV-F	AOR/CL	10 / 3.4	5.6	7.0	7.1	245 / 12.7	13.0	15.2	14 / 294	WYAV-F
12	WWSK-F	CL HITS	9 / 3.0	6.2	6.3	3.7	179 / 9.3	12.8	13.3	10 / 210	WWSK-F
12	WSEA-F	CL AOR	9 / 3.0	0.6			118 / 6.1	1.9		9 / 123	WSEA-F
14	WJXY-F	CHR/B	8 / 2.7	2.8	1.7	1.0	158 / 8.2	9.7	5.5	9 / 173	WJXY-F

12+ FM Share (Metro): 98.81% (249 of 252) (Spring 98: 97.24%)

18-34	18-49	25-54	35+	Wom 25-54	Men 25-54	12+ AMD	12+ Mid	12+ PMD	12+ Eve	12+ Wknd
1 WDAI-F <	1 WDAI-F	1 WGTR-F <	1 WJYR-F <	1 WDAI-F >	1 WGTR-F >	1 WGTR-F <	1 WDAI-F <	1 WDAI-F	1 WWXM-F <	1 WWXM-F
2 WWXM-F <	2 WGTR-F	2 WDAI-F >	2 WSYN-F	2 WGTR-F	2 WSEA-F	2 WJYR-F	2 WSYN-F <	2 WGTR-F <	2 WDAI-F >	1 WDAI-F
3 WGTR-F >	3 WWXM-F >	3 WWXM-F	3 WRNN-F	2 WWXM-F	2 WDAI-F	3 WDAI-F <	3 WGTR-F <	3 WWXM-F	3 WGTR-F	3 WGTR-F
4 WJXY-F	4 WKZQ-F	3 WYNA-F	4 WGTR-F	4 WSYN-F	2 WYAV-F	4 WWXM-F <	4 WRNN-F <	4 WSYN-F	3 WJXY-F	3 WJYR-F
5 WKZQ-F	4 WYNA-F	5 WSYN-F	5 WDAI-F	5 WYNA-F	5 WSTS-F	5 WRNN-F <	5 WJYR-F <	4 WJYR-F	5 WWZ-F	5 WSYN-F >
5 WYAV-F	4 WYAV-F	5 WSEA-F	6 WSTS-F	6 WJYR-F	5 WYNA-F	6 WYAV-F <	6 WWXM-F	6 WRNN-F	6 WYAK-F	6 WSTS-F
7 WWSK-F >	7 WWSK-F	5 WWSK-F	6 WYAK-F	7 WMYB-F >	5 WWSK-F	7 WSTS-F <	7 WSTS-F	6 WYAK-F <	6 WJYR-F	7 WKZQ-F
		8 WYAV-F	8 WSEA-F		8 WKZQ-F	8 WSYN-F	7 WYNA-F <	8 WKZQ-F <		7 WYNA-F
		8 WSTS-F	8 WYNA-F >		8 WYAK-F	9 WYAK-F <				7 WZFX-F

Other Rated Stations				Metro Share	Cume Rating	TSA AQH Cume	Other Rated Stations--Outside Market				Metro Share	Cume Rating	TSA AQH Cume		
WGTR-F	C	100.7	Andrews	0.3	1.5	2	42	WEGX-F	C	92.9	Dillon	1.7	5.5	11	239
WJXY	ST	1050	Conway	1.0	3.7	4	76	WHLZ-F	C	92.5	Manning	0.7	3.2	22	188
WYBY-F	AC	99.5	Socastee	2.0	4.9	8	101	WMNX-F	B	97.3	Wilmington, NC	1.7	7.7	12	275
WNMB-F	AC	105.9	N. Myrtle Beach	2.0	6.1	6	126	WSUY-F	SAC	96.9	Charleston	0.7	2.3	3	64
WVCO-F	J	94.9	Loris	1.0	2.5	3	48	WTUA-F	B/G	106.1	St. Stephen	1.0	2.5	5	97
								WWWZ-F	B	93.3	Summerville	2.3	5.8	9	173
								WZFX-F	B	99.1	Whiteville, NC	2.0	7.1	14	337

FM Stations

Station	Frequency	Power	Location	Format	Notes
WDAI	98.5	6 kw @ 328	Black AC	ABC	Eastman Cumulus Pawleys Island
WGTR	107.9	36 kw @ 571	Country		Mc-Guild Root Bucksport
WJXY	93.9	3.7 kw @ 420	Dance CHR		Eastman Cumulus Conway
WJYR	92.1	50 kw @ 295	Easy Listening	Westwd	--- WKZQ-AF
WKZQ	101.7	37.3 kw @ 558	AOR/Classic AOR		--- WJYR-F
WRNN	94.5	3.5 kw @ 426	Talk	CBS, CNN, ABC	Katz Pinnacle Murrells Inlet
WSEA	100.3	2.75 kw @ 476	Classic AOR		Eastman Cumulus Atlantic Beach
WSYN	106.5	50 kw @ 492	Oldies		Eastman Cumulus Georgetown
WWSK	107.1	50 kw @ 492	Classic Hits		Mc-Guild Root Mullins
WWXM	97.7	100 kw @ 492	CHR		--- Root Georgetown
WXJY	93.7	6 kw @ 328	Simul. WJXY-F		Georgetown
WYAK	103.1	12.5 kw @ 328	Country	Westwd	Katz Pinnacle Surfside Beach
WYAV	104.1	100 kw @ 981	Classic AOR	Westwd	Katz Pinnacle Conway
WYNA	104.9	25 kw @ 299	Jazz		--- Pamplico Calabash, NC

Notes: WSTS-F - See Fayetteville, NC in the Spring 1999 American Radio . . . WVCO-F and WYNA-F are reported in the Arbitron to be "Rhythm & Blues" and "Oldies", respectively. However, the M Street database indicates they are both Smooth Jazz, with WYNA-F simulcasting WVCO-F. We show them here as Jazz, but non-simulcast

NEW BEDFORD-FALL RIVER, MA

Arbitron Rank: 165	Pop (12+): 211,000	Stations: 29 / 6	% Below Line: 55.7
Market TSL in Hours: 22.00		Diaries: 477/442:1/49.4%	% Not Listed: 14.0
Average Persons Rating: 16.6		Sample Target: 440	Total Retail Sales: \$2.18 Bil.

12+ Metro	Format	Spring 99 1/4 Share	Fall 98	Spg 98	Fall 97	Spg 97	12+ Metro Cume / Rtg	Fall 98	Spg 98	12+ TSA AQH / Cume	
1	WFHN-F	37 / 10.6	11.2	10.4	8.0	5.3	588 / 27.9	26.4	26.1	37 / 588	WFHN-F
2	WWLI-F	31 / 8.9	6.1	6.5	7.8	6.8	339 / 16.1	14.9	17.6	31 / 339	WWLI-F
2	WCTK-F	31 / 8.9	6.7	8.9	5.9	3.2	307 / 14.5	12.6	14.8	31 / 307	WCTK-F
4	WHJY-F	26 / 7.4	6.7	8.3	6.7	6.5	364 / 17.3	15.9	17.3	26 / 364	WHJY-F
5	WBSM	20 / 5.7	8.1	4.4	3.2	3.1	242 / 11.5	11.7	9.5	20 / 242	WBSM
6	WCIB-F	17 / 4.9	2.2	5.0	2.0	1.5	158 / 7.5	4.9	7.1	17 / 158	WCIB-F
7	WJMN-F	16 / 4.6	5.0	3.7	3.1	1.9	347 / 16.5	15.4	15.3	16 / 347	WJMN-F
8	WPRO-F	14 / 4.0	3.4	7.3	3.7	5.3	317 / 15.0	15.0	20.4	14 / 317	WPRO-F
9	WWKX-F	13 / 3.7	1.7	2.9	2.9	2.7	225 / 10.7	11.4	12.3	13 / 225	WWKX-F
10	WWBB-F	11 / 3.1	7.0	4.2	4.1	5.0	246 / 11.7	14.7	10.6	11 / 246	WWBB-F
10	WSNE-F	11 / 3.1	4.5	3.7	3.6	6.4	208 / 9.8	10.1	12.5	11 / 208	WSNE-F

12+ FM Share (Metro): 86.71% (261 of 301) (Spring 98: 83.94%)

18-34	18-49	25-54	35+	Wom 25-54	Men 25-54	12+ AMD	12+ Mid	12+ PMD	12+ Eve	12+ Wknd
1 WFHN-F >	1 WFHN-F	1 WFHN-F	1 WCTK-F <	1 WFHN-F	1 WHJY-F	1 WFHN-F	1 WWLI-F <	1 WFHN-F	1 WSNE-F >	1 WCTK-F <
2 WWLI-F	2 WHJY-F <	2 WHJY-F	2 WWLI-F	2 WWLI-F >	2 WCIB-F	2 WBSM <	2 WFHN-F <	2 WWLI-F <	2 WCTK-F	2 WFHN-F >
3 WCTK-F	3 WWLI-F >	3 WWLI-F	3 WBSM <	3 WCTK-F	3 WFHN-F	3 WWLI-F	3 WCTK-F	3 WHJY-F	2 WFHN-F >	3 WWLI-F <
3 WJMN-F	4 WCIB-F <	4 WCIB-F	4 WHJY-F	3 WPRO-F	4 WCTK-F	4 WCTK-F	4 WHJY-F	4 WCTK-F >	4 WJMN-F	4 WCIB-F
5 WHJY-F	5 WCTK-F <	5 WCTK-F	5 WFHN-F <	5 WWBB-F	5 WWLI-F	5 WHJY-F	5 WCIB-F	5 WCIB-F	5 WWKX-F	4 WHJY-F
5 WPRO-F	6 WJMN-F <	6 WPRO-F	6 WCIB-F	6 WJMN-F	6 WJMN-F	6 WJMN-F	6 WBSM >	5 WBSM	5 WPRO-F	4 WJMN-F
7 WWKX-F	7 WPRO-F	7 WJMN-F	7 WWBB-F	6 WSNE-F		7 WWKX-F			5 WWLI-F	7 WBSM <
	8 WSNE-F	7 WWBB-F	7 WPLM-F			8 WCIB-F <			5 WHJY-F	

Other Rated Stations				Metro Share	Cume Rating	TSA AQH Cume	Other Rated Stations—Outside Market				Metro Share	Cume Rating	TSA AQH Cume
WJFD-F	E	97.3	New Bedford	2.0	4.8	7 101	WAAF-F	AOR-NR	107.3	Worcester	0.9	2.7	3 57
WNBH	B/O	1340	New Bedford	1.1	3.6	4 75	WBCN-F	AOR	104.1	Boston	0.9	3.3	3 69
WSAR	T	1480	Fall River	2.0	5.0	7 106	WBMX-F	AC	98.5	Boston	0.9	3.2	3 68
							WBRU-F	AOR-NR	95.5	Providence	2.3	13.2	8 279
							WBZ	N/T	1030	Boston	0.9	4.6	3 98
							WCRB-F	CL	102.5	Waltham, MA	0.9	3.6	3 75
							WLKW	ST	550	Pawtucket	0.9	2.2	3 46
							WMVY-F	AOR-P	92.7	Tisbury	0.6	2.4	2 50
							WODS-F	O	103.3	Boston	0.9	4.5	3 96
							WPLM-F	SAC	99.1	Plymouth	2.6	5.8	9 123
							WPRO	T	630	Providence	0.9	5.1	3 108
							WQRC-F	SAC	99.9	Barnstable, MA	0.9	2.7	3 56
							WWRX-F	CL AOR	103.7	Westerly, RI	2.3	10.7	8 225
							WXKS-F	CHR/AC	107.9	Medford, MA	0.6	4.2	2 89

AM Stations

WBSM	1420	5 kw/1 kw (DA-2)	Talk	Westwd, Talknt	Mc-Guild	Spring
WNBH	1340	1 kw	Black Oldies	ABC	D&R	Hall
WSAR	1480	5 kw (DA-1)	Talk	ABC	Sentry	

FM Stations

WCTK	98.1	47 kw @ 510	Country	D&R	Hall	
WFHN	107.1	2.4 kw @ 348	CHR	Mc-Guild	Spring	Fairhaven
WJFD	97.3	50 kw @ 500	Portugese	Mc-Guild		

Notes: Other ranked stations -- See Cape Cod, or in the Spring 1999 American Radio, Providence or Boston . . . The market's metro and total survey areas are the same

NEW LONDON, CT

Arbitron Rank: 164 Pop (12+): 211,300
 Market TSL in Hours: 19.25
 Average Persons Rating: 14.2

Stations: 24 / 9
 Diaries: 455/464:1/53.8%
 Sample Target: 440

% Below Line: 29.1
 % Not Listed: 18.7
 Total Retail Sales: \$2.6 Bil.

12+ Metro	Format	Spring 99 1/4 Share	Fall 98	Spg 98	Fall 97	Spg 97	12+ Metro Cume / Rtg	Fall 98	Spg 98	12+ TSA AQH / Cume	
1 WQGN-F	CHR	30 / 10.0	15.0	7.4	11.2	12.4	555 / 28.3	32.0	25.6	36 / 638	WQGN-F
1 WNLC-F	ST	30 / 10.0	7.2	7.8	6.3	2.8	321 / 15.2	15.2	13.6	33 / 372	WNLC-F
3 WCTY-F	C	28 / 9.4	10.3	11.3	10.6	16.9	396 / 18.7	18.7	19.6	44 / 650	WCTY-F
4 WWRX-F	CL AOR	21 / 7.0	6.5	5.5	6.6	6.9	395 / 18.7	22.0	20.0	32 / 713	WWRX-F
5 WTYD-F	SAC	20 / 6.7	5.0	6.5	4.5	5.5	248 / 11.7	12.6	14.6	22 / 286	WTYD-F
6 WKCD-F	AC-NR	19 / 6.4	2.2	1.3	3.6	3.1	321 / 15.2	4.7	6.4	25 / 424	WKCD-F
7 WWYZ-F	C	11 / 3.7	1.2	1.9	3.0	3.5	90 / 4.3	3.3	4.6	17 / 184	WWYZ-F
8 WVVE-F	O	10 / 3.3	4.4	3.9	3.9	3.5	294 / 13.9	9.6	10.5	11 / 313	WVVE-F
8 WBMW-F	AC	10 / 3.3	5.6	5.2	4.8	2.8	239 / 11.3	14.4	15.5	16 / 321	WBMW-F
10 WFAN	SPRTS	8 / 2.7	3.1	2.3	3.9	3.1	164 / 7.8	9.3	8.5	12 / 225	WFAN

12+ FM Share (Metro): 89.30% (217 of 243) (Spring 98: 84.27%)

18-34	18-49	25-54	35+	Wom 25-54	Men 25-54	12+ AMD	12+ Mid	12+ PMD	12+ Eve	12+ Wknd
1 WQGN-F	1 WQGN-F	1 WQGN-F <	1 WNLC-F >	1 WQGN-F	1 WWRX-F >	1 WQGN-F	1 WQGN-F <	1 WNLC-F <	1 WBMW-F	1 WCTY-F
2 WKCD-F	2 WCTY-F	2 WWRX-F	2 WCTY-F >	2 WCTY-F	2 WCTY-F	2 WCTY-F <	2 WNLC-F	2 WQGN-F	2 WCTY-F	2 WNLC-F
3 WCTY-F	2 WKCD-F	2 WCTY-F	3 WTYD-F <	3 WKCD-F	2 WQGN-F	3 WNLC-F <	3 WTYD-F	3 WCTY-F <	2 WNLC-F	3 WQGN-F
4 WWRX-F	4 WWRX-F	4 WKCD-F	4 WWRX-F <	3 WTYD-F >	4 WKCD-F	4 WWRX-F >	4 WCTY-F	4 WWRX-F	2 WQGN-F >	4 WKCD-F <
4 WWYZ-F	5 WTYD-F	5 WTYD-F	5 WQGN-F >	5 WWRX-F	5 WCCC-F	5 WTYD-F <	5 WWRX-F <	4 WKCD-F	5 WWRX-F	5 WWRX-F >
6 WTYD-F >	6 WWYZ-F	6 WNLC-F		5 WNLC-F	5 WNLC-F	6 WFAN <	6 WKCD-F	4 WTYD-F >	5 WICH	6 WVVE-F
	7 WHCN-F	7 WVVE-F		7 WVVE-F	5 WHCN-F	7 WKCD-F	7 WWYZ-F >	7 WVVE-F	5 WKCD-F	7 WTYD-F
	7 WBMW-F			7 WBMW-F >>		8 WWYZ-F	8 WHCN-F			7 WWYZ-F

Other Rated Stations				Metro Share	Cume Rating	TSA AQH	Cume	Other Rated Stations--Outside Market				Metro Share	Cume Rating	TSA AQH	Cume
WICH	FS	1310	Norwich	2.0	5.7	7	147	WAAF-F	AOR-NR	107.3	Worcester, MA	1.7	3.2	12	203
WSUB	T	980	Groton	1.0	4.4	3	94	WCBS	N	880	New York	2.3	7.9	7	181
								WCCC-F	AOR	106.9	Hartford	1.7	5.3	9	161
								WDRC-F	O	102.9	Hartford	1.0	5.5	9	162
								WHCN-F	CL AOR	105.9	Hartford	2.3	5.6	8	164
								WILJ-F	CHR	98.3	Willimantic	0.7	3.5	7	144
								WKCI-F	CHR	101.3	Hamden	0.7	2.5	2	54
								WKSS-F	CHR	95.7	Meriden	1.3	7.0	5	183
								WMRQ-F	AOR-NR	104.1	Waterbury	1.7	5.7	6	140
								WPLR-F	AOR	99.1	New Haven	0.7	2.8	2	59
								WTIC	FS	1080	Hartford	0.7	3.1	5	92
								WWBB-F	O	101.5	Providence	1.0	2.7	20	322

FM Stations

WBMW	106.5	6 kw @ 298	AC							Ledyard
WCTY	97.7	1.9 kw @ 410	Country		ABC	D&R	Hall			Norwich
WKCD	107.7	1.85 kw @ 399	Modern AC		Jones	Allied	Back Bay			Pawcatuck
WNLC	98.7	5.5 kw @ 279	Standards		CNN, Westwd	D&R	Hall			E. Lyme
WQGN	105.5	3 kw @ 275	CHR			Eastman	Spring			Groton
WTYD	100.9	3 kw @ 328	Soft AC		Jones	D&R	Hall			
WVVE	102.3	3 kw @ 328	Oldies		AP	Mc-Guild	Spring, pend.			Stonington

Notes: Other ranked stations - See Hartford, New York or Providence in the Spring 1999 American Radio . . . 4/99 WKCD-F sold by Gary Girard to Back Bay for \$2,050,000 (Media Svcs) . . . 4/99 WKCD-F changed from Smooth Jazz to Modern AC (AC-NR) as "Channel 107.7" . . . 7/99 WVVE-F sold to Spring for \$1,900,000

NEWBURGH-MIDDLETOWN, NY (Mid-Hudson Valley)

Arbitron Rank: 141	Pop (12+): 266,500	Stations: 30 / 6	% Below Line: 72.9
Market TSL in Hours: 20.75		Diaries: 433/615:1/49.1%	% Not Listed: 12.3
Average Persons Rating: 15.2		Sample Target: 440	Total Retail Sales: \$3.33 Bil.

12+ Metro	Format	Spring 99		Fall	Spg	Fall	Spg	12+ Metro	Fall	Spg	12+ TSA	WSPK-F
		1/4	Share	98	98	97	97		Cume / Rtg	98		
1	WSPK-F	CHR	50 / 12.3	12.5	11.6	12.1	10.2	860 / 32.3	29.6	29.5	53 / 903	WSPK-F
2	WPDH-F	CL AOR	35 / 8.6	7.0	7.4	8.6	10.0	584 / 21.2	16.6	19.3	35 / 596	WPDH-F
3	WHUD-F	AC	31 / 7.6	9.3	10.7	12.6	9.0	419 / 15.7	16.9	22.2	31 / 422	WHUD-F
4	WCZX-FF	O	28 / 6.9	4.3	4.9	5.5	6.7	388 / 14.5	10.6	10.0	28 / 388	WCZX-FF
5	WRRV-F	AOR-NR	22 / 5.4	5.3	4.9	5.7	9.3	457 / 17.2	15.9	14.8	22 / 467	WRRV-F
6	WABC	T	20 / 4.9	5.8	4.7	2.6	2.1	311 / 11.7	12.1	11.2	22 / 354	WABC
7	WGNV-F	AC	18 / 4.4	3.0	2.8	2.6	2.4	251 / 9.4	10.8	10.6	18 / 251	WGNV-F
8	WXRK-F	T/NR	13 / 3.2	2.0	3.3	1.0	1.7	194 / 7.3	4.6	6.6	13 / 210	WXRK-F
9	WFAN	SPRTS	12 / 3.0	2.8	1.9	3.6	3.1	222 / 8.3	11.6	8.2	18 / 253	WFAN
10	WCBS-F	O	11 / 2.7	3.3	2.3	1.7	2.6	199 / 7.5	9.7	6.5	12 / 214	WCBS-F
10	WCBS	N	11 / 2.7	2.3	2.1	2.4	2.4	314 / 11.8	12.4	12.1	12 / 337	WCBS
12	WRWD-F	C	10 / 2.6	2.8	3.0	2.6	2.9	149 / 5.6	8.8	8.7	10 / 149	WRWD-F
13	WTHN-F	C	8 / 2.0	1.3	2.3	1.2	3.1	140 / 5.2	4.6	5.4	8 / 151	WTHN-F
13	WHTZ-F	CHR	8 / 2.0	3.0	1.2	2.6	1.2	230 / 8.6	7.0	6.6	9 / 252	WHTZ-F

12+ FM Share (Metro): 82.58% (294 of 356) (Spring 98: 85.79%)

18-34	18-49	25-54	35+	Wom 25-54	Men 25-54	12+ AMD	12+ Mid	12+ PMD	12+ Eve	12+ Wknd
1 WSPK-F >	1 WSPK-F <	1 WPDH-F	1 WHUD-F	1 WSPK-F	1 WPDH-F >	1 WSPK-F	1 WSPK-F	1 WSPK-F >	1 WSPK-F >>	1 WSPK-F
2 WPDH-F	2 WPDH-F >	2 WHUD-F	2 WCZX-FF	2 WHUD-F	2 WCZX-FF <	2 WHUD-F	2 WPDH-F <	2 WHUD-F	2 WPDH-F <	2 WPDH-F
3 WRRV-F	3 WRRV-F	2 WSPK-F	3 WPDH-F >	3 WCZX-FF	3 WHUD-F	3 WPDH-F <	3 WHUD-F <	2 WPDH-F <	3 WHUD-F	3 WCZX-FF
4 WABC	4 WHUD-F	4 WCZX-FF	4 WSPK-F	4 WPDH-F >	4 WRRV-F	4 WXRK-F <	4 WABC	4 WRRV-F	3 WCZX-FF	4 WHUD-F
5 WGNV-F	4 WCZX-FF	5 WRRV-F	5 WCBS-F	5 WRRV-F	4 WCBS-F	5 WCZX-FF >	5 WCZX-FF	4 WCZX-FF <	5 WGNV-F	4 WRRV-F >
6 WCZX-FF	6 WGNV-F	6 WABC	6 WGNV-F	6 WGNV-F	4 WFAN	6 WRRV-F <	6 WRRV-F <	6 WABC	6 WRRV-F	6 WGNV-F
6 WXRK-F	7 WABC	7 WGNV-F	6 WABC	6 WABC	7 WSPK-F	7 WCBS	7 WGNV-F	7 WGNV-F >	7 WHTZ-F	7 WFAN
	7 WFAN	7 WCBS-F	8 WFAN		7 WABC		8 WFAN <	8 WFAN <	7 WNEW-F	7 WRWD-F
	7 WXRK-F		8 WRWD-F				9 WCBS-F	9 WAXQ-F	7 WQHT-F	

Other Rated Stations				Metro	Cume	TSA	Other Rated Stations--Outside Market				Metro	Cume	TSA		
				Share	Rating	AQH					Share	Rating	AQH		
WALL	T	1340	Middletown	0.7	3.0	3	81	WAXQ-F	CL AOR	104.3	New York	2.0	3.2	8	91
WGNV	O	1220	Newburgh	1.2	3.0	5	79	WBNR	ST	1260	Beacon	1.2	3.0	5	81
WTSX-F	O	96.7	Port Jervis	1.0	2.8	9	168	WKTU-F	CHR/U	103.5	Lake Success	1.2	7.2	5	193
								WLTW-F	SAC	106.7	New York	1.2	4.5	5	128
								WNEW-F	AOR	102.7	New York	1.0	2.9	4	77
								WNNJ-F	CL HITS	103.7	Newton, NJ	0.5	3.2	8	186
								WOR	T	710	New York	1.5	3.5	6	101
								WPLJ-F	CHR/AC	95.5	New York	1.7	10.0	7	271
								WQCD-F	J	101.9	New York	1.7	2.4	7	63
								WQHT-F	U/CHR	97.1	New York	1.5	7.1	7	206
								WQXR-F	CL	96.3	New York	1.7	4.1	7	109
								WRKS-F	B/AC	98.7	New York	1.2	4.9	6	147

FM Stations

WGNV	103.1	6 kw @ 279	AC	ABC	--	Sunrise
WRRV	92.7	3 kw @ 318	New Rock	ABC	Katz	Rob Dyson
WTHN	99.3	0.116 kw @ 1620	Country	Westwd, CNN, ABC	--	Straus
						Ellenville

Notes: Other ranked stations -- See Poughkeepsie, or in the Spring 1999 American Radio, New York . . . WCZX-FF is WCZX-F Hyde Park-Poughkeepsie and WZAD-F Wurtsboro

NORTHWEST MICHIGAN (Traverse City-Petoskey-Charlevoix)

Arbitron Rank: 196	Pop (12+): 163,500	Stations: 23 / 21	% Below Line: 1.1
Market TSL in Hours: 21.75		Diaries: 561/291:1/59.1%	% Not Listed: 13.1
Average Persons Rating: 16.8		Sample Target: 540	Total Retail Sales: \$2.4 Bil.

12+ Metro	Format	Spring 99 1/4 Share	Fall 98	Spg 98	Fall 97	Spg 97	12+ Metro Cume / Rtg	Fall 98	Spg 98	12+ TSA AQH / Cume	
1	WTCM-F	C	35 / 12.8	14.7	14.7	17.8	392 / 24.0	28.6	29.8	79 / 855	WTCM-F
2	WKLT-FF	AOR	30 / 10.9	7.9	10.9	11.0	337 / 20.6	19.9	19.7	36 / 458	WKLT-FF
3	WTCM	N/T	24 / 8.8	7.1	8.9	8.3	292 / 17.9	17.2	19.9	31 / 356	WTCM
4	WCCW-F	O	23 / 8.4	4.8	5.8	4.5	321 / 19.6	11.5	14.1	31 / 417	WCCW-F
5	WKPK-F	CHR	19 / 6.9	4.0	7.0	7.2	385 / 23.6	18.6	22.8	34 / 669	WKPK-F
6	WKHQ-F	CHR	16 / 5.8	5.9	5.8	6.1	324 / 19.8	21.9	20.8	27 / 587	WKHQ-F
7	WJZJ-FF	AOR-NR	13 / 4.7	2.8	3.9	1.5	237 / 14.5	11.4	10.2	15 / 305	WJZJ-FF
7	WGFN-F	CL AOR	13 / 4.7	4.8	3.9	1.9	246 / 15.1	11.4	11.1	15 / 285	WGFN-F
9	WLXT-F	SAC	12 / 4.4	7.9	4.3	2.3	208 / 12.7	13.1	11.4	27 / 350	WLXT-F
10	WLDR-F	AC	10 / 3.6	3.6	4.7	3.8	217 / 13.2	11.3	10.3	11 / 264	WLDR-F
11	WCCW	ST	9 / 3.3	1.6	1.9	1.5	83 / 5.1	3.7	4.5	11 / 107	WCCW

12+ FM Share (Metro): 84.45% (201 of 238) (Spring 98: 85.07%)

18-34	18-49	25-54	35+	Wom 25-54	Men 25-54	12+ AMD	12+ Mid	12+ PMD	12+ Eve	12+ Wknd
1 WKLT-FF	1 WKLT-FF >	1 WKLT-FF	1 WTCM-F	1 WTCM-F	1 WKLT-FF >	1 WTCM-F >	1 WTCM	1 WTCM-F	1 WTCM-F <	1 WTCM-F
2 WKPK-F	2 WCCW-F	2 WTCM-F <	2 WTCM >	2 WCCW-F	2 WCCW-F	2 WKLT-FF	2 WKLT-FF <	2 WCCW-F	2 WKPK-F <	2 WKLT-FF
3 WJZJ-FF	2 WTCM-F	3 WCCW-F >	3 WKLT-FF	2 WKLT-FF >	2 WTCM	3 WCCW-F <	3 WTCM-F	2 WKLT-FF <	3 WKLT-FF	3 WKPK-F
4 WCCW-F	4 WKHQ-F	4 WTCM	3 WCCW-F >	4 WKHQ-F	4 WTCM-F	4 WTCM <	4 WCCW-F >	4 WTCM	4 WCCW-F	4 WCCW-F <
4 WTCM-F	4 WKPK-F <	5 WKHQ-F	5 WCCW	4 WJZJ-FF	5 WGFN-F	5 WKHQ-F	5 WKPK-F	5 WKPK-F	5 WKHQ-F	5 WLXT-F
6 WGFN-F	6 WJZJ-FF <	5 WJZJ-FF	5 WLXT-F	4 WLDR-F	6 WKHQ-F	6 WGFN-F <	6 WJZJ-FF <	6 WKHQ-F	6 WGFN-F	6 WKHQ-F
6 WKHQ-F	7 WGFN-F	7 WGFN-F		4 WLXT-F	6 WJZJ-FF	7 WGFN-F	7 WKHQ-F	7 WJZJ-FF <		6 WGFN-F
	7 WTCM >									

Other Rated Stations				Metro Share	Cume Rating	TSA AQH Cume	Other Rated Stations--Outside Market				Metro Share	Cume Rating	TSA AQH Cume
WBCM-F	C	93.5	Boyne City	1.5	2.9	6 80	WLXV-F	SAC	96.7	Cadillac	0.4	3.1	3 93
WBNZ-F	AC/CHR	99.3	Frankfort	1.1	2.8	5 63	WUPS-F	AC	98.5	Houghton Lake	0.7	4.0	20 306
WBYB-FF	C	94.3	Leland	2.2	7.5	15 292							
WGFN-F	CL AOR	105.1	Cheboygan	2.9	8.7	17 336							
WMBN	ST	1340	Petosky	1.5	2.4	4 40							
WMKC-F	C	102.9	St. Ignace	1.8	7.9	18 321							

AM Stations

WCCW	1310	5 kw (Days)	Standards	ABC	---	Biederman
WTCM	580	15 kw/0.8 kw (DA-2)	News/Talk	ABC, Westwd, Talknt	Katz	Biederman

FM Stations

WBYB	94.3	20.5 kw @ 764	Country		Christal	Northern	Leland
WBYC	92.5	100 kw @ 869	Simul. WBYB-F				Atlanta
WCCW	107.5	50 kw @ 492	Oldies	ABC	---	Biederman	Traverse City
WGFN	98.1	12.1 kw @ 738	Classic AOR		Allied	Northern Star	Glen Arbor
WKHQ	105.9	100 kw @ 899	CHR	AMFM	Mc-Guild	Garber	Charlevoix
WKLT	97.5	31.6 kw @ 617	AOR	ABC	Christal	Northern	Kalkaska
WKLZ	98.9	52 kw @ 1187	Simul. WKLT-F				Petoskey
WKPK	106.7	100 kw @ 580	CHR	Westwd	Christal	Northern	Gaylord
WLDR	101.9	100 kw @ 630	Soft AC	Westwd, CNN	Patt		Traverse City
WLXT	96.3	100 kw @ 981	Soft AC		Mc-Guild	Garber	Petoskey
WTCM	103.5	100 kw @ 990	Country	ABC	Katz	Biederman	Traverse City

Notes: 3/99 WBVE-F (92.1; Beulah) and WZTU-F (100.1; Bear Lake) sold for \$380,000 . . . 4/99 WBVE-F and WZTU-F changed from Country to CHR as "Star FM" . . . 4/99 WZTU-F changed calls to WSRQ-F

ODESSA-MIDLAND, TX

Arbitron Rank: 176	Pop (12+): 188,300	Stations: 18 / 18	% Below Line: 0.0
Market TSL in Hours: 22.50		Diaries: 655/287:1/42.7%	% Not Listed: 9.8
Average Persons Rating: 16.3		Sample Target: 620	Total Retail Sales: \$2.2 Bil.

12+ Metro	Format	Spring 99 1/4 Share	Fail 98	Spg 98	Fail 97	Spg 97	12+ Metro Cume / Rtg	Fail 98	Spg 98	12+ TSA AQH / Cume	
1	KBAT-F	37 / 12.0	7.6	3.5	4.1	6.2	414 / 22.0	17.3	12.0	45 / 555	KBAT-F
2	KGEE-F	30 / 9.8	7.9	10.6	11.7	7.9	388 / 19.6	19.5	24.1	50 / 636	KGEE-F
3	KMCM-F	25 / 8.1	5.9	7.0	3.8	5.6	279 / 14.8	12.6	14.9	29 / 330	KMCM-F
4	KFZX-F	22 / 7.2	3.6	4.5	3.2	5.3	251 / 13.3	11.0	10.3	39 / 376	KFZX-F
5	KNFM-F	21 / 6.8	10.2	9.3	8.6	10.8	339 / 18.0	18.1	19.2	31 / 494	KNFM-F
6	KQLM-F	20 / 6.5	8.6	4.2	5.4	5.9	190 / 10.1	11.3	6.6	23 / 228	KQLM-F
6	KODM-F	20 / 6.5	4.6	7.0	10.5	6.2	233 / 12.4	11.3	16.0	22 / 277	KODM-F
6	KCHX-F	20 / 6.5	7.2	15.4	12.1	12.8	402 / 21.3	17.1	26.9	34 / 592	KCHX-F
9	KKJW-F	18 / 5.9	6.3	5.8	7.3		212 / 11.2	10.6	10.8	26 / 271	KKJW-F
10	KMRK-F	14 / 4.6	5.9	4.5	3.8	5.9	232 / 12.3	9.4	8.6	27 / 355	KMRK-F
11	KQRX-F	11 / 3.6	3.0	3.5	2.2	4.9	188 / 10.0	12.6	8.1	14 / 250	KQRX-F

12+ FM Share (Metro): 94.42% (254 of 269) (Spring 98: 91.46%)

18-34	18-49	25-54	35+	Wom 25-54	Men 25-54	12+ AMD	12+ Mid	12+ PMD	12+ Eve	12+ Wknd
1 KBAT-F >	1 KBAT-F	1 KMCM-F	1 KGEE-F <	1 KODM-F	1 KFZX-F >	1 KBAT-F	1 KGEE-F	1 KBAT-F	1 KBAT-F >	1 KBAT-F >
2 KFZX-F	2 KFZX-F <	1 KGEE-F <	2 KMCM-F	1 KGEE-F	2 KMCM-F	1 KGEE-F <	2 KBAT-F <	2 KGEE-F	2 KCHX-F >	2 KMCM-F
3 KQLM-F	3 KODM-F	3 KFZX-F <	3 KKJW-F	1 KBAT-F	3 KKJW-F	3 KMCM-F	3 KMCM-F <	3 KFZX-F <	3 KNFM-F <	3 KQLM-F
4 KCHX-F	4 KMCM-F	4 KODM-F	4 KODM-F	4 KMCM-F	4 KNFM-F	4 KFZX-F <	4 KODM-F	4 KMCM-F	4 KQLM-F	3 KGEE-F <
4 KMRK-F	4 KQLM-F	5 KBAT-F	4 KNFM-F >	5 KQLM-F	4 KGEE-F	5 KNFM-F	5 KKJW-F	4 KCHX-F <	5 KGEE-F	5 KNFM-F
6 KNFM-F	4 KGEE-F	6 KNFM-F <	6 KFZX-F	6 KCRS-F	6 KODM-F	6 KQLM-F <	6 KFZX-F	6 KODM-F <	6 KMRK-F	6 KCHX-F
	7 KNFM-F <	7 KQLM-F		6 KMRK-F	7 KBAT-F	7 KODM-F <	7 KQLM-F	7 KNFM-F <	6 KFZX-F	6 KMRK-F <
	8 KCHX-F	7 KKJW-F				8 KKJW-F >	7 KNFM-F <	8 KKJW-F	8 KFZX-F	8 KFZX-F
							9 KCHX-F			

Other Rated Stations				Metro Share	Cume Rating	TSA AQH Cume
KCRS	N	550	Midland	1.0	4.7	3 118
KCRS-F	AC	103.3	Midland	2.9	9.7	13 257
KKKK-F	REL	101.3	Crane	1.0	3.0	4 64
KMND	ST/T	1510	Midland	2.6	6.6	9 127
KOZA	SP-R	1230	Odessa	2.9	4.9	9 92
KTXC-F	C	104.7	Lamesa	1.3	7.0	11 276
KWEL	SP-R	1070	Midland	1.0	2.4	3 49

AM Stations

KMND	1510	2.4 kw (Days)	Standards/Talk	ABC	Katz	Cumulus
------	------	---------------	----------------	-----	------	---------

FM Stations

KBAT	93.3	100 kw @ 500	Dance CHR		Eastman	Cumulus	
KCHX	106.7	100 kw @ 679	CHR	AMFM	Sentry	AMFM	
KFZX	102.1	100 kw @ 977	AOR	ABC, AMFM	Sentry	AMFM	Monahans
KGEE	99.9	98.4 kw @ 574	Country	ABC	Katz	Cumulus	Monahans
KKJW	105.9	32 kw @ 440	Classic Country		---		Stanton
KMCM	96.9	100 kw @ 500	Oldies	ABC	Mc-Guild		
KMRK	96.1	50 kw @ 492	Tejano	AMFM	Katz Hisp.	AMFM	
KNFM	92.3	100 kw @ 984	Country	ABC	Katz	Cumulus	
KODM	97.9	100 kw @ 361	AC		Katz	Cumulus	
KQLM	107.9	100 kw @ 846	Hispanic Contemp.		---		
KQRX	95.1	10.35 kw @ 505	AOR-New Rock		---		

Notes: 4/99 KRIL (1410; Odessa) sold to Cumulus for \$110,000 ... 4/99 KIOL-F changed from Soft AC to Country as KTXC-F ("Texas Country") ... 5/99 KCDQ-F changed calls to KFZX-F ("The Fox") ... 5/99 KIOL-F changed calls to KTXC-F ... 7/99 KKJW-F sold for \$700,000

OWENSBORO, KY

Arbitron Rank: 261	Pop (12+): 74,900	Stations: 14 / 6	% Below Line: 40.8
Market TSL in Hours: 17.25		Diaries: 259/289:1/46.9%	% Not Listed: 13.7
Average Persons Rating: 12.2		Sample Target: 280	Total Retail Sales: \$0.99 Bil.

12+ Metro	Format	Spring 99 1/4 Share	Fall 98	Spq 98	Fall 97	Spq 97	12+ Metro Cume / Rtg	Fall 98	Spq 98	12+ TSA AQH / Cume	
1	WBKR-F	19 / 19.9	24.9	26.5	28.5	23.5	288 / 38.4	46.6	43.4	72 / 1312	WBKR-F
2	WSTO-F	17 / 17.8	14.5	10.3	17.7	21.7	269 / 35.9	30.7	32.6	108 / 1681	WSTO-F
3	WBIO-F	8 / 8.4	6.2	6.8	5.9	9.0	113 / 15.1	13.0	16.3	13 / 169	WBIO-F
4	WXCM-F	6 / 6.3	3.1	3.4	2.0	0.9	61 / 8.2	9.0	10.5	12 / 202	WXCM-F
4	WKTG-F	6 / 6.3	10.4	3.4	2.9	4.5	110 / 14.7	14.0	7.7	22 / 349	WKTG-F
6	WIKY-F	5 / 5.2	5.2	5.1	6.9	5.4	96 / 12.8	14.4	14.8	96 / 1284	WIKY-F

12+ FM Share (Metro): 91.46% (75 of 82) (Spring 98: 93.20%)

18-34	18-49	25-54	35+	Wom 25-54	Men 25-54	12+ AMD	12+ Mid	12+ PMD	12+ Eve	12+ Wknd
1 WSTO-F >>>	1 WSTO-F >	1 WBKR-F >	1 WBKR-F >>	1 WBKR-F >>	1 WXCM-F	1 WBKR-F >	1 WBKR-F	1 WSTO-F	1 WSTO-F >>	1 WBKR-F
2 WXCM-F	2 WBKR-F >	2 WSTO-F >	2 WBIO-F >	2 WSTO-F	2 WSTO-F	2 WSTO-F	2 WSTO-F >>	1 WBKR-F >>	2 WKTG-F	2 WSTO-F >
2 WKTG-F	3 WXCM-F	3 WXCM-F	3 WSTO-F	3 WBIO-F >	2 WBKR-F >	3 WBIO-F >	3 WXCM-F	3 WBIO-F	2 WBKR-F	3 WBIO-F
2 WBKR-F >	3 WKTG-F	3 WIKY-F	3 WIKY-F	4 WIKY-F	4 WGBF-F	4 WXCM-F >	3 WOMI	4 WOMI	4 WKDQ-F	4 WIKY-F
	5 WBIO-F	3 WBIO-F	3 WOMI	4 WQXQ-F >>	4 WKTG-F >>	5 WVJS	3 WKTG-F	4 WKTG-F	4 WIKY-F >	5 WXCM-F
						5 WKTG-F	6 WBIO-F >>			5 WKTG-F

Other Rated Stations				Metro Share	Cume Rating	TSA AQH	Other Rated Stations--Outside Market				Metro Share	Cume Rating	TSA AQH	Cume	
WOMI	N/T	1490	Owensboro	4.2	7.3	5	87	WDKS-F	AC/CHR	106.1	Newburgh, IN	2.1	9.6	20	482
WQXQ-F	AC/CHR	101.9	Central City, KY	3.1	13.4	17	490	WGBF-F	AOR	103.1	Henderson, KY	3.1	8.4	43	725
WVJS	ST	1420	Owensboro	3.1	8.3	4	88	WJPS-F	O	93.5	Chandler, IN	2.1	6.7	28	559
								WKDQ-F	C	99.5	Henderson, KY	3.1	11.7	61	997
								WLME-F	O	102.9	Cannelton, IN	1.0	4.6	8	156

AM Stations

WOMI	1490	0.83 kw	News/Talk	Westwd, BNN	Banner	Brill
WVJS	1420	5 kw/1 kw (DA-2)	Standards	ABC	Banner	Brill

FM Stations

WBIO	94.7	3 kw @ 328	Classic Country	ABC	---	Cromwell	Philpot
WBKR	92.5	91.4 kw @ 1049	Country		Banner	Brill	
WKTG	93.9	50 kw @ 328	Classic Rock	Westwd	---		Madisonville, KY
WQXQ	101.9	100 kw @ 669	AC/CHR	JRN	---		Central City, KY
WXCM	97.1	5 kw @ 358	AOR		---	Cromwell	Hawesville

Notes: Other ranked stations -- See Evansville in the Spring 1999 American Radio

PALM SPRINGS, CA

Arbitron Rank: 154 Pop (12+): 232,800
 Market TSL in Hours: 23.50
 Average Persons Rating: 17.1

Stations: 23 / 22
 Diaries: 626/372:1/51.1%
 Sample Target: 620

% Below Line: 0.4
 % Not Listed: 18.2
 Total Retail Sales: \$3.5 Bil.

12+ Metro	Format	Spring 99 1/4 Share	Fall 98	Spg 98	Fall 97	Spg 97	12+ Metro Cume / Rtg	Fall 98	Spg 98	12+ TSA AQH / Cume	
1	KPSI-F	CHR	37 / 9.3	9.8	11.0	11.5	603 / 25.9	25.4	27.0	37 / 603	KPSI-F
2	KKUU-F	CHR/U	34 / 8.5	4.4	6.8	3.6	479 / 20.6	15.4	17.6	34 / 479	KKUU-F
3	KUNA-F	SP-R	32 / 8.0	9.3	6.3	7.6	374 / 16.1	17.7	13.8	32 / 374	KUNA-F
3	KEZN-F	SAC	32 / 8.0	6.8	5.4	7.4	310 / 13.3	14.3	15.6	32 / 310	KEZN-F
5	KDES-F	O	30 / 7.5	5.6	6.3	6.6	389 / 16.7	16.5	20.1	30 / 389	KDES-F
6	KCLB-F	AOR	29 / 7.3	6.3	12.8	6.6	318 / 13.7	17.6	20.3	29 / 318	KCLB-F
7	KWXY-AF	EZ	28 / 7.0	12.2	10.5	11.2	244 / 10.5	15.3	13.9	28 / 244	KWXY-AF
8	KMRJ-F	AOR-NR	27 / 6.8	6.3			281 / 12.1	10.6		27 / 281	KMRJ-F
9	KLOB-F	SP-R	23 / 5.8	6.6	7.2	6.4	285 / 12.2	13.9	14.4	23 / 285	KLOB-F
10	KJJZ-F	J	21 / 5.3	3.2	3.7	4.1	211 / 9.0	6.8	8.8	21 / 211	KJJZ-F
11	KPLM-F	C	19 / 4.8	4.6	8.4	6.9	243 / 10.4	9.4	16.8	19 / 243	KPLM-F

12+ FM Share (Metro): 90.48% (323 of 357) (Spring 98: 90.31%)

18-34	18-49	25-54	35+	Wom 25-54	Men 25-54	12+ AMD	12+ Mid	12+ PMD	12+ Eve	12+ Wknd
1 KMRJ-F <	1 KCLB-F	1 KUNA-F <	1 KWXY-AF	1 KEZN-F >	1 KCLB-F	1 KCLB-F	1 KEZN-F	1 KPSI-F	1 KPSI-F <	1 KPSI-F
2 KKUU-F	1 KUNA-F	2 KCLB-F	2 KEZN-F	2 KUNA-F	2 KMRJ-F <	2 KUNA-F <	2 KDES-F <	2 KKUU-F <	2 KKUU-F <	2 KKUU-F <
3 KPSI-F <	1 KPSI-F <	2 KDES-F	3 KDES-F	3 KPSI-F	3 KDES-F	3 KPSI-F <	3 KPSI-F <	3 KMRJ-F <	3 KMRJ-F <	3 KUNA-F <
4 KUNA-F <	4 KMRJ-F <	2 KEZN-F <	4 KJJZ-F <	4 KDES-F	4 KUNA-F	4 KEZN-F	4 KKUU-F	4 KEZN-F <	3 KDES-F	4 KDES-F
5 KCLB-F	5 KKUU-F <	5 KMRJ-F	5 KUNA-F <	5 KPLM-F	4 KPSI-F <	4 KKUU-F	4 KUNA-F <	5 KUNA-F <	5 KLOB-F	4 KWXY-AF
6 KDES-F	6 KDES-F	5 KPSI-F >	6 KPLM-F	5 KJJZ-F	6 KKUU-F >	6 KWXY-AF <	6 KMRJ-F <	6 KCLB-F <	6 KUNA-F	6 KMRJ-F
6 KLOB-F	6 KEZN-F	7 KLOB-F <	7 KCLB-F <	5 KLOB-F		7 KDES-F <	7 KWXY-AF <	7 KWXY-AF <		7 KCLB-F
			8 KPSI-F			8 KLOB-F	8 KCLB-F <	8 KJJZ-F <		

Other Rated Stations	Metro Share	Cume Rating	TSA AQH Cume
KCMJ-AA	ST	1140 Palm Springs	2.0 3.5 8 81
KGAM	T	1450 Palm Springs	1.5 3.6 6 85
KNWZ	T	1010 Thousand Palms	2.3 8.0 9 186
KPSI	N/T	920 Palm Springs	2.0 5.7 8 132
KYOR-F	AC/CHR	106.9 Yucca Valley	2.0 7.2 8 169

Other Rated Stations—Outside Market	Metro Share	Cume Rating	TSA AQH Cume
KFI	T	640 Los Angeles	0.5 2.2 2 51
KJIS-F	CHR	102.7 Los Angeles	0.5 1.9 2 44
KSSE-F	SP-C	97.5 Riverside	0.5 2.5 2 59

AM Stations

KWXY	1340	1 kw	Simul. KWXY-F	Cathedral City
------	------	------	---------------	----------------

FM Stations

Station	Rating	Power	Format	Market	City		
KCLB	93.7	26.5 kw @ 640	AOR	Mc-Guild	Coachella		
KDES	104.7	42 kw @ 540	Oldies	Christal	KPSI Radio		
KEZN	103.1	1.9 kw @ 590	Soft AC	Westwd	Allied	CBS/Infinity	Palm Desert
KJJZ	102.3	0.66 kw @ 587	Jazz	Katz	KPLM-F	Indio	
KKUU	92.7	6 kw @ 328	CHR/Urban	Mc-Guild	Morris	Indio	
KLOB	94.7	1.8 kw @ 607	Hispanic Contemp.	Lotus		Thousand Palms	
KMRJ	99.5	3 kw @ 328	New Rock	Katz		Rancho Mirage	
KPLM	106.1	50 kw @ 392	Country	AP	Mc-Guild	KJJZ-F	
KPSI	100.5	25 kw @ 174	CHR	Christal	KPSI Radio		
KUNA	96.7	0.65 kw @ 577	Hispanic-Regional	CNN	—	News-Press/Gazette	La Quinta
KWXY	98.5	50 kw @ 500	Easy Listening	—	—		Cathedral City

Notes: The market's metro and total survey areas are the same

PANAMA CITY, FL

Arbitron Rank: 228 Pop (12+): 123,400	Stations: 16 / 14	% Below Line: 1.2
Market TSL in Hours: 19.25	Diaries: 481/257:1/49.6%	% Not Listed: 10.5
Average Persons Rating: 13.9	Sample Target: 470	Total Retail Sales: \$1.81 Bil.

12+ Metro	Format	Spring 99 1/4 Share	Fall 98	Spg 98	Fall 97	Spg 97	12+ Metro Cume / Rtg	Fall 98	Spg 98	12+ TSA AQH / Cume	
1	WPAP-F	28 / 16.4	12.2	12.9	15.9	21.9	307 / 24.9	27.4	25.4	54 / 663	WPAP-F
2	WILN-F	21 / 12.3	11.1	15.3	12.4	9.1	371 / 30.0	24.0	33.1	24 / 445	WILN-F
3	WFSY-F	18 / 9.4	14.4	12.3	13.0	10.2	287 / 21.6	20.3	22.9	26 / 539	WFSY-F
4	WAKT-F	12 / 7.0	6.6	2.9	5.9	8.6	202 / 16.4	16.9	11.3	13 / 236	WAKT-F
5	WYOO-F	11 / 6.4	7.8	5.3	4.1	5.3	148 / 12.0	14.1	12.9	11 / 161	WYOO-F
5	WRBA-F	11 / 6.4	6.1	8.2	6.5	7.5	179 / 14.5	14.8	13.0	12 / 213	WRBA-F
7	WYYX-F	10 / 5.8	6.1	5.3	3.5	3.2	174 / 14.1	13.7	11.6	27 / 353	WYYX-F
7	WPBH-F	10 / 5.8	5.5	5.9	4.7	4.3	159 / 12.9	13.2	10.7	18 / 250	WPBH-F
9	WDIZ	8 / 4.7	3.3	5.3	1.2	2.1	88 / 7.2	7.3	8.7	9 / 92	WDIZ

12+ FM Share (Metro): 92.16% (141 of 153) (Spring 98: 89.93%)

18-34	18-49	25-54	35+	Wom 25-54	Men 25-54	12+ AMD	12+ Mid	12+ PMD	12+ Eve	12+ Wknd
1 WILN-F	1 WPAP-F	1 WILN-F <	1 WPAP-F >>	1 WILN-F	1 WRBA-F	1 WPAP-F	1 WPAP-F >	1 WPAP-F	1 WFSY-F	1 WPAP-F >
2 WPAP-F	1 WILN-F	2 WPAP-F	2 WFSY-F	2 WFSY-F	2 WPAP-F	2 WILN-F	2 WILN-F	2 WILN-F	1 WILN-F	2 WILN-F >
3 WFSY-F	3 WFSY-F <	2 WFSY-F	2 WPBH-F	3 WPAP-F	2 WYYX-F	3 WFSY-F	3 WFSY-F	3 WYOO-F	3 WPAP-F >	3 WAKT-F
3 WYYX-F	4 WRBA-F	4 WRBA-F	2 WYOO-F	4 WYOO-F >	4 WAKT-F	4 WAKT-F	4 WAKT-F <	4 WFSY-F <	4 WYYX-F	4 WDIZ
5 WRBA-F	5 WYYX-F >	5 WYOO-F	5 WDIZ		5 WFSY-F	5 WYOO-F	5 WYOO-F <	5 WRBA-F	5 WRBA-F	4 WFSY-F
5 WAKT-F >>		5 WAKT-F	6 WAKT-F		5 WILN-F	6 WYYX-F	6 WPBH-F <	6 WYYX-F		6 WXP-F
					5 WPBH-F	6 WRBA-F <	7 WRBA-F	6 WAKT-F		6 WRBA-F

Other Rated Stations				Metro	Cume	TSA	Other Rated Stations--Outside Market				Metro	Cume	TSA		
				Share	Rating	AQH Cume					Share	Rating	AQH Cume		
WLHR-F	SAC	107.9	Panama City	1.8	8.7	10	224	WDJR-F	C	96.9	Enterprise, AL	0.6	3.0	25	309
WLTG	N/T	1430	Panama City	2.3	5.9	4	75	WZNS-F	CHR	96.5	Fort Walton Beach	0.6	2.1	4	96
WXP-F	CHR/AC	103.5	Callaway	4.1	7.2	7	112								
WPCF-F	REL-CC	100.1	Panama City Beach	4.1	8.7	8	125								
WSHF-F	AC/CHR	99.3	Mexico Beach	1.8	6.3	4	114								

AM Stations

WDIZ	590	1.7 kw/2.5 kw (DA-N)	Standards	ABC	Clr Chnl	Clear Channel
------	-----	----------------------	-----------	-----	----------	---------------

FM Stations

WAKT	105.1	50 kw @ 377	Country	Westwd	Christal	Waitt	Panama City Beach
WFSY	98.5	100 kw @ 1056	AC	Westwd	Clr Chnl	Clear Channel	
WILN	105.9	50 kw @ 394	CHR		Eastman	Empire	
WPAP	92.5	100 kw @ 1338	Country	Westwd	Clr Chnl	Clear Channel	
WPBH	94.5	100 kw @ 991	Oldies	ABC	Clr Chnl	Clear Channel	Parker
WRBA	95.9	50 kw @ 492	Classic AOR	Westwd	Christal	Waitt	Springfield
WYOO	101.1	5.2 kw @ 236	News/Talk	Westwd, CNN, TARN	—	Styles	Springfield
WYYX	97.7	91.66 kw @ 830	AOR		Eastman	Empire	Bonifay

Notes: 4/99 WLHR-F changed from Soft AC to CHR as "Hot 107" . . . 7/99 WEBZ-F (93.5; Port St. Joe) sold to Clear Channel for \$800,000 + assumption of liabilities . . . 8/99 WPBH-F changed from Oldies to AOR as WPPT-F ("The Point") . . . 8/99 WSHF-F changed from Hot AC to Oldies

PARKERSBURG-MARIETTA, WV-OH

Arbitron Rank: 222	Pop (12+): 126,700	Stations: 15 / 12	% Below Line: 3.3
Market TSL in Hours: 17.25		Diaries: 512/247:1/56.9%	% Not Listed: 9.7
Average Persons Rating: 12.2		Sample Target: 520	Total Retail Sales: \$1.57 Bil.

12+ Metro	Format	Spring 99		Fall 98	Spg 98	Fall 97	Spg 97	12+ Metro Cume / Rtg	Fall 98	Spg 98	12+ TSA		
		1/4 Share	Share								AQH	Cume	
1	WHBR-F	AOR	23 / 15.0	12.3				358 / 28.3	24.5		43 / 538	WHBR-F	
2	WRVB-F	AC-NR	21 / 13.7	8.6	7.7	5.7	4.9	322 / 25.4	22.4	17.8	25 / 465	WRVB-F	
3	WNUS-F	C	20 / 13.0	14.7	17.7	15.5	16.3	315 / 24.9	28.6	32.8	27 / 436	WNUS-F	
4	WXIL-F	CHR/AC	18 / 11.7	10.4	12.4	10.3	15.7	306 / 24.2	29.0	28.3	31 / 600	WXIL-F	
5	WDMX-F	O	16 / 10.4	9.8	10.1	9.8	10.3	226 / 17.9	19.4	21.1	21 / 302	WDMX-F	
6	WRZZ-F	CL AOR	11 / 7.2	7.4	10.1	12.0	11.9	231 / 18.3	14.1	20.4	19 / 305	WRZZ-F	
7	WXKX-F	C	8 / 5.2	8.0	9.5	9.8	10.9	162 / 12.8	22.9	25.4	20 / 328	WXKX-F	
8	WADC	ST	7 / 4.6	5.5	5.3	3.4	6.5	75 / 5.9	7.6	9.6	7 / 90	WADC	

12+ FM Share (Metro): 87.77% (122 of 139) (Spring 98: 89.58%)

18-34	18-49	25-54	35+	Wom 25-54	Men 25-54	12+ AMD	12+ Mid	12+ PMD	12+ Eve	12+ Wknd
1 WHBR-F >>	1 WHBR-F >	1 WHBR-F	1 WNUS-F	1 WXIL-F	1 WHBR-F >>	1 WHBR-F	1 WXIL-F	1 WHBR-F	1 WHBR-F	1 WNUS-F <
2 WRVB-F >	2 WXIL-F <	2 WNUS-F <	1 WDMX-F >	2 WNUS-F	2 WRZZ-F	2 WRVB-F	1 WRVB-F	2 WNUS-F <	2 WRVB-F	2 WHBR-F
3 WXIL-F	3 WRVB-F	3 WDMX-F <	3 WXIL-F	2 WDMX-F >	2 WNUS-F	3 WRZZ-F <	1 WHBR-F <	3 WRVB-F <	3 WNUS-F >	3 WXIL-F
3 WNUS-F	3 WNUS-F	4 WXIL-F	4 WHBR-F	4 WRVB-F >	4 WDMX-F	4 WNUS-F <	4 WDMX-F	4 WXIL-F	4 WXIL-F	3 WRVB-F >
	5 WDMX-F	5 WRZZ-F	5 WXKX-F		5 WRVB-F	5 WXIL-F	5 WNUS-F >	4 WDMX-F >>	5 WDMX-F >	5 WDMX-F >
		6 WRVB-F				6 WDMX-F >	6 WRZZ-F			

Other Rated Stations				Metro Share	Cume Rating	TSA AQH	Cume	Other Rated Stations--Outside Market				Metro Share	Cume Rating	TSA AQH	Cume
WKYG	KIDS	1230	Parkersburg	1.3	4.1	2	57	WRRR-F	AC	93.9	St. Mary's, WV	1.3	2.3	2	37
WLTP	T/SPRTS	1450	Parkersburg	2.6	5.8	4	107	WRYV-F	CL HITS	101.5	Gallipolis, OH	0.7	2.4	1	64
WMOA	AC	1490	Marietta	0.7	3.0	1	38	WVAQ-F	CHR	101.9	Morgantown, WV	1.3	2.9	2	47
WYLI	SPRTS	910	Marietta	2.0	2.9	3	37								

AM Stations

WADC	1050	5 kw/0.144 kw	Standards	CBS, Westwd	Regional	Burbach
------	------	---------------	-----------	-------------	----------	---------

FM Stations

WDMX	100.1	1.65 kw @ 438	Oldies	ABC	Regional	Cir Chnl, pend.	Vienna, WV
WHBR	103.1	2.2 kw @ 556	AOR	ABC	Mc-Guild	Burbach	
WNUS	107.1	4.7 kw @ 351	Country		Regional	Cir Chnl, pend.	Belpre, OH
WRVB	102.1	11 kw @ 492	Modern AC	Westwd	Regional	Cir Chnl, pend.	Marietta
WRZZ	106.1	3 kw @ 469	Classic AOR	Westwd	Eastman	Cir Chnl, pend.	Elizabeth, WV
WXIL	95.1	50 kw @ 500	CHR/AC		Katz	Burbach	
WXKX	99.1	11.4 kw @ 485	Country	Westwd, ABC	—	Burbach	

Notes: 9/99 WLTP, WDMX-F, WNUS-F, WRVB-F sold by Bennis to Clear Channel (price NA) . . . 9/99 WRZZ-F sold to Clear Channel (price NA)

POUGHKEEPSIE, NY

Arbitron Rank: 157	Pop (12+): 221,400	Stations: 27 / 14	% Below Line: 21.9
Market TSL In Hours: 20.25		Diaries: 473/468:1/57.0%	% Not Listed: 16.6
Average Persons Rating: 15.3		Sample Target: 440	Total Retail Sales: \$2.19 Bil.

12+ Metro	Format	Spring 99		Fall 98	Spq 98	Fall 97	Spq 97	12+ Metro Cume / Rtg	Fall 98	Spq 98	12+ TSA AQH / Cume	
		1/4	Share									
1	WSPK-F	CHR	37 / 10.9	8.8	9.5	8.4	7.9	675 / 30.5	27.0	27.9	106 / 1860	WSPK-F
2	WPDH-F	CL AOR	32 / 9.5	6.5	8.4	8.4	10.6	521 / 23.5	19.4	22.7	108 / 1481	WPDH-F
3	WCZX-F	O	23 / 6.8	4.7	4.5	7.5	5.7	355 / 16.1	16.2	16.4	69 / 920	WCZX-F
4	WBWZ-F	AC	22 / 6.5	7.7	3.9	5.3	3.8	381 / 17.2	19.5	15.4	29 / 525	WBWZ-F
5	WRNQ-F	SAC	18 / 5.3	4.7	4.2	5.0	4.3	283 / 12.8	14.4	11.1	28 / 497	WRNQ-F
5	WDST-F	AOR-NR	18 / 5.3	1.2	1.1	1.9	3.0	140 / 6.3	3.5	3.6	45 / 300	WDST-F
7	WRWD-F	C	17 / 5.0	5.3	8.7	7.2	9.5	287 / 13.0	13.1	14.0	45 / 681	WRWD-F
8	WRRB-F	AOR-NR	14 / 4.1	1.8	1.7	2.5	1.1	331 / 14.9	9.8	7.1	18 / 450	WRRB-F
8	WABC	T	14 / 4.1	2.4	2.8	4.4	2.7	225 / 10.2	7.8	8.3	47 / 682	WABC
10	WFAN	SPRTS	12 / 3.5	3.5	2.5	3.1	1.9	261 / 11.8	10.4	7.2	31 / 592	WFAN
11	WHUD-F	AC	10 / 3.0	2.9	5.3	3.8	3.3	248 / 11.2	10.2	10.4	42 / 715	WHUD-F
11	WCBS	N	10 / 3.0	3.5	2.2	1.6	1.6	194 / 8.8	9.7	7.0	25 / 682	WCBS

12+ FM Share (Metro): 81.21% (229 of 282) (Spring 98: 81.49%)

18-34	18-49	25-54	35+	Wom 25-54	Men 25-54	12+ AMD	12+ Mid	12+ PMD	12+ Eve	12+ Wknd
1 WPDH-F	1 WPDH-F <	1 WPDH-F	1 WCZX-F	1 WSPK-F >	1 WPDH-F >>	1 WPDH-F	1 WSPK-F	1 WSPK-F >	1 WSPK-F	1 WSPK-F >
2 WSPK-F	2 WSPK-F >	2 WSPK-F >	2 WPDH-F <	2 WBWZ-F	2 WCZX-F	2 WSPK-F	2 WPDH-F	2 WPDH-F	2 WCZX-F	2 WPDH-F <
3 WDST-F >	3 WBWZ-F	3 WBWZ-F	3 WRWD-F	3 WRNQ-F	2 WABC	3 WBWZ-F	3 WBWZ-F	3 WDST-F <	3 WPDH-F	3 WCZX-F >
4 WBWZ-F	3 WDST-F	3 WRNQ-F <	3 WBWZ-F	4 WCZX-F	2 WFAN	4 WFAN <	4 WCZX-F <	4 WRNQ-F	3 WRRB-F	4 WRWD-F <
4 WRRB-F >	5 WRNQ-F <	5 WCZX-F >	3 WRNQ-F	5 WDST-F >	5 WRNQ-F	5 WRNQ-F <	5 WDST-F <	5 WCZX-F <	5 WRNQ-F	5 WRRB-F <
	6 WCZX-F	6 WDST-F	6 WSPK-F			6 WCZX-F <	6 WRWD-F <	6 WBWZ-F <	6 WDST-F	6 WBWZ-F <
		7 WRWD-F	6 WABC			7 WDST-F	7 WABC <	7 WABC	6 WRWD-F	7 WRNQ-F <
							8 WRNQ-F >			

Other Rated Stations				Metro Share	Cume Rating	TSA AQH Cume	Other Rated Stations--Outside Market				Metro Share	Cume Rating	TSA AQH Cume
WBPM-F	CHR	94.3	Kingston	2.4	5.9	19 321	WCBS-F	O	101.1	New York	0.6	2.4	13 257
WEOK	ST	1390	Poughkeepsie	2.1	7.2	8 215	WGNV-F	AC	103.1	Newburgh	0.6	3.3	21 403
WKIP	T	1450	Poughkeepsie	2.4	4.6	8 102	WOR	T	710	New York	0.6	2.9	9 179
WKZE-F	AOR-P	98.1	Salisbury, CT	0.6	1.9	3 90	WQXR-F	CL	96.3	New York	0.6	2.1	10 230
WTND-F	C	96.1	Poughkeepsie	0.6	3.3	5 175	WRKI-F	AOR	95.1	Brookfield, CT	0.6	2.7	3 70
							WRKS-F	B/AC	98.7	New York	0.9	2.9	9 197
							WRRV-F	AOR-NR	92.7	Middletown	2.7	7.9	45 870
							WXRK-F	T/NR	92.3	New York	0.6	2.6	19 310
							WYNY-F	C	107.1	Briarcliff Manor	1.2	2.8	5 83

FM Stations

WBWZ	93.3	0.35 kw @ 948	AC	---	Mike Schwartz	New Paltz	
WCZX	97.7	0.3 kw @ 1030	Oldies	Katz	Crystal	Hyde Park	
WDST	100.1	3 kw @ 306	New Rock	Christal		Woodstock	
WPDH	101.5	4.4 kw @ 1540	Classic AOR	ABC	Katz	Crystal	
WRNQ	92.1	2.15 kw @ 384	Soft AC	Westwd	Interep	Straus	
WRRB	96.9	0.5 kw @ 764	New Rock	ABC	Katz	Crystal	Arlington
WRWD	107.3	0.33 kw @ 968	Country	---	Mike Schwartz	Highland	
WSPK	104.7	7.4 kw @ 1250	CHR	ABC	Katz	Albany	

Notes: Other ranked stations -- See Newburgh-Middletown or, in the Spring 1999 American Radio, New York . . . 3/99 WGHQ (920; Kingston) and WBPM-F sold to Roberts Radio for \$1,550,000

RAPID CITY, SD

Arbitron Rank: 253	Pop (12+): 87,600	Stations: 14 / 13	% Below Line: 0.7
Market TSL In Hours: 21.50		Diaries: 296/296:1/57.9%	% Not Listed: 12.3
Average Persons Rating: 15.8		Sample Target: 290	Total Retail Sales: \$1.48 Bil.

12+ Metro	Format	Spring 99 1/4 Share	Fall 98	Spg 98	Fall 97	Spg 97	12+ Metro Cume / Rtg	Fall 98	Spg 98	12+ TSA AQH / Cume		
1	KFXS-F	AOR/CL	21 / 15.2	8.9	10.5	9.6	10.4	220 / 25.1	20.5	23.8	27 / 262	KFXS-F
2	KOUT-F	C	15 / 10.9	10.4	10.5	12.8	15.6	175 / 19.9	23.2	21.9	17 / 212	KOUT-F
3	KRCS-F	CHR	14 / 10.1	8.9	12.1	8.0	8.9	225 / 25.7	23.6	24.9	20 / 350	KRCS-F
4	KOTA	N/T	13 / 9.4	11.1	11.3	6.4	8.2	192 / 21.9	22.7	23.5	16 / 238	KOTA
5	KSQY-F	AOR	11 / 8.0	4.4	5.3	7.2	6.7	132 / 15.1	16.6	13.1	23 / 298	KSQY-F
7	KKMK-F	AC	11 / 8.0	8.9	10.5	10.4	8.9	153 / 17.5	24.5	22.8	12 / 182	KKMK-F
7	KKLS	O	10 / 7.2	7.4	3.0	4.8	6.7	117 / 13.3	14.5	12.4	11 / 158	KKLS
8	KIQK-F	C	9 / 6.5	7.4	10.5	7.2	8.9	121 / 13.9	20.8	18.8	12 / 174	KIQK-F

12+ FM Share (Metro): 73.55% (89 of 121) (Spring 98: 76.42%)

18-34	18-49	25-54	35+	Wom 25-54	Men 25-54	12+ AMD	12+ Mid	12+ PMD	12+ Eve	12+ Wknd
1 KFXS-F	1 KFXS-F >	1 KFXS-F >	1 KOTA	1 KKMK-F >	1 KFXS-F >>	1 KFXS-F	1 KFXS-F	1 KFXS-F >	1 KRCS-F	1 KOUT-F
2 KSQY-F	2 KSQY-F <	2 KOUT-F	2 KOUT-F	2 KOUT-F	2 KSQY-F	2 KOUT-F	2 KOTA >	2 KOUT-F	1 KFXS-F >	2 KFXS-F
3 KRCS-F >	3 KOUT-F	2 KKMK-F	2 KFXS-F	2 KFXS-F	3 KOUT-F	3 KOTA	3 KOUT-F	3 KRCS-F <	3 KOTA >	3 KRCS-F
4 KOUT-F	3 KKMK-F	4 KKLS	4 KKLS	4 KKLS	4 KOTA	3 KKMK-F <	4 KKMK-F <	4 KSQY-F <	4 KSQY-F	4 KSQY-F
4 KIQK-F	5 KRCS-F	5 KSQY-F	5 KKMK-F >	5 KRCS-F	4 KKLS	5 KSQY-F	5 KRCS-F <	5 KKMK-F <	4 KIQK-F	4 KKLS
		5 KOTA		5 KOTA	6 KDDX-F >	5 KRCS-F	6 KSQY-F	6 KOTA	6 KOUT-F	6 KIQK-F >
				5 KIQK-F >		7 KKLS		7 KKLS	6 KKMK-F	
								7 KIQK-F	6 KKLS	

Other Rated Stations				Metro Share	Cume Rating	TSA AQH	Cume	Other Rated Stations--Outside Market				Metro Share	Cume Rating	TSA AQH	Cume
KBHB	C	810	Sturgis	1.4	6.0	12	134	KZZI-F	C	95.9	Belle Fourche	0.7	3.5	11	153
KDDX-F	AOR	101.1	Spearfish	3.6	8.2	7	139								
KIMM	C/O	1150	Rapid City	2.2	5.7	6	84								
KLMP-F	REL-CC	97.9	Rapid City	1.4	5.6	2	56								
KTOQ	ST	1340	Rapid City	2.9	7.9	4	82								

AM Stations

KKLS	920	5 kw/0.111 kw (DA-2)	Oldies	Westwd	Mc-Guild
KOTA	1380	5 kw (DA-N)	News/Talk	CBS, Westwd	Katz Duhamel

FM Stations

KFXS	100.3	100 kw @ 450	AOR/Classic AOR	ABC	Mc-Guild	Triad, pend.
KIQK	104.1	100 kw @ 538	Country		Bcst. Reps	KTOQ
KKMK	93.9	100 kw @ 756	AC	CNN	Mc-Guild	Triad, pend.
KOUT	98.7	100 kw @ 446	Country		Mc-Guild	Triad, pend.
KRCS	93.1	100 kw @ 1060	CHR		Mc-Guild	Triad, pend. Sturgis
KSQY	95.1	100 kw @ 1707	AOR	Westwd	Roslin	Deadwood

Notes: 5/99 KBHB, KFXS-F, KKMK-F, KOUT-F, KRCS-F sold by Tom Ingstad to Triad (along with six stations in Fargo) for \$37,800,000

READING, PA

Arbitron Rank: 131 Pop (12+): 299,800	Stations: 22 / 16	% Below Line: 7.5
Market TSL in Hours: 22.75	Diaries: 450/666:1/63.4%	% Not Listed: 20.1
Average Persons Rating: 17.1	Sample Target: 440	Total Retail Sales: \$3.67 Bil.

12+ Metro	Format	Spring 99 1/4 Share	Fall 98	Spg 98	Fall 97	Spg 97	12+ Metro Cume / Rtg	Fall 98	Spg 98	12+ TSA AQH / Cume		
1	WRFY-F	CHR	77 / 16.0	12.7	12.9	12.2	18.6	1011 / 33.7	31.9	29.2	77 / 1011	WRFY-F
2	WIOV-F	C	42 / 8.2	5.5	5.2	9.8	8.2	491 / 16.4	13.5	13.5	42 / 491	WIOV-F
3	WEEU	FS	36 / 7.0	8.9	9.2	8.6	7.9	486 / 16.2	19.4	20.0	36 / 486	WEEU
4	WYSP-F	T/CL AOR	28 / 5.5	7.2	6.3	6.4	5.0	472 / 15.7	13.6	14.5	28 / 472	WYSP-F
5	WRVV-F	AC-AOR	20 / 3.9	3.6	2.3	3.2	1.7	343 / 11.4	10.4	9.6	20 / 343	WRVV-F
5	WOGL-F	O	20 / 3.9	4.9	4.2	2.4	4.0	327 / 10.9	13.0	11.8	20 / 327	WOGL-F
7	WRWA	ST	19 / 3.7	4.5	4.4	6.4	2.7	281 / 9.4	8.9	8.0	19 / 281	WRWA
8	WLEV-F	AC	18 / 3.5	3.6	4.6	4.4	5.8	232 / 7.7	7.4	11.8	18 / 232	WLEV-F
9	WJJZ-F	J	17 / 3.3	0.6	2.9	1.8	1.0	198 / 6.6	4.0	4.8	17 / 198	WJJZ-F
10	WIOQ-F	CHR	16 / 3.1	1.1	1.7	1.8	1.0	280 / 9.4	6.0	7.3	16 / 280	WIOQ-F
11	WMGK-F	CL HITS	14 / 2.7	1.9	2.5	2.0	1.9	241 / 8.0	8.2	6.9	14 / 241	WMGK-F
11	WLAN-F	CHR	14 / 2.7	1.9	1.7	1.6	1.5	257 / 8.8	6.8	6.2	14 / 257	WLAN-F
11	WBEB-F	AC	14 / 2.7	2.8	1.0	2.0	4.4	213 / 7.1	7.4	6.0	14 / 213	WBEB-F

12+ FM Share (Metro): 84.56% (378 of 447) (Spring 98: 79.76%)

18-34	18-49	25-54	35+	Wom 25-54	Men 25-54	12+ AMD	12+ Mid	12+ PMD	12+ Eve	12+ Wknd
1 WRFY-F >>	1 WRFY-F >>	1 WRFY-F >>	1 WRFY-F <	1 WRFY-F >>>	1 WRFY-F	1 WRFY-F	1 WRFY-F >	1 WRFY-F >>	1 WRFY-F >>	1 WRFY-F
2 WYSP-F	2 WIOV-F <	2 WIOV-F <	2 WEEU	2 WBEB-F	2 WYSP-F	2 WEEU >	2 WIOV-F <	2 WIOV-F >	2 WLEV-F >	2 WIOV-F >>
3 WIOV-F >	3 WYSP-F >	3 WYSP-F	3 WIOV-F >	3 WIOV-F	3 WIOV-F	3 WIOV-F	3 WEEU	3 WRVV-F	3 WLAN-F <	3 WOGL-F
4 WIOQ-F	4 WRVV-F	4 WRVV-F <	4 WRWA	4 WMGK-F	4 WRVV-F	4 WYSP-F >	4 WYSP-F	4 WEEU <	4 WYSP-F <	4 WJJZ-F
5 WLAN-F	5 WIOQ-F <	5 WJJZ-F	4 WOGL-F <	4 WJJZ-F	5 WJJZ-F >	5 WOGL-F	5 WRWA <	5 WLEV-F <	5 WIOV-F	5 WEEU
6 WYXR-F	6 WMGK-F	6 WLEV-F	6 WJJZ-F	4 WLEV-F	6 WIOQ-F	6 WRVV-F	6 WRVV-F	6 WYSP-F <	6 WIOQ-F	5 WRWA
	7 WBEB-F	6 WIOQ-F <	7 WRVV-F	4 WRVV-F	6 WMMR-F		7 WLEV-F	7 WRWA <	6 WJJZ-F	
	7 WJJZ-F <						7 WIOQ-F <	8 WOGL-F <		

Other Rated Stations				Metro Share	Cume Rating	TSA AQH	Cume	Other Rated Stations--Outside Market				Metro Share	Cume Rating	TSA AQH	Cume
WBYN-F	REL	107.5	Boyerstown	1.6	3.4	8	102	KYW	N	1060	Philadelphia	1.8	10.6	9	319
								WAEB-F	CHR	104.1	Allentown	1.2	5.1	6	152
								WCTO-F	C	96.1	Easton	1.8	3.4	9	102
								WIP	SPRTS	610	Philadelphia	1.0	4.5	5	135
								WMMR-F	AOR	93.3	Philadelphia	1.6	7.7	8	230
								WODE-F	O	99.9	Easton	2.5	6.5	13	194
								WQXA-F	AOR-NR	105.7	York	0.8	6.0	4	180
								WUSL-F	B	98.9	Philadelphia	1.9	6.5	10	194
								WWDB-F	T	96.5	Philadelphia	1.8	6.1	9	183
								WXTU-F	C	92.5	Philadelphia	1.8	3.9	9	118
								WXXM-F	AC-NR	95.7	Philadelphia	1.0	4.8	5	143
								WYXR-F	AC/CHR	104.5	Philadelphia	1.9	7.7	10	232
								WZZO-F	AOR	95.1	Allentown	1.4	3.2	7	97

AM Stations

WEEU	850	1 kw (DA-N)	Full Service	ABC, CBS, Westwd	Mc-Guild
WRWA	1340	1 kw	Standards	Westwd	Katz Clear Channel

FM Stations

WBYN	107.5	39.9 kw @ 611	Religion	---	WDAC	Boyerstown
WIOV	105.1	25 kw @ 695	Country	ABC, Westwd	Mc-Guild Brill	Ephrata
WRFY	102.5	19 kw @ 807	CHR		Clr Chnl Clear Channel	

Notes: Other ranked stations -- See Allentown-Bethlehem, Harrisburg, Lancaster or Philadelphia in the Spring 1999 American Radio . . . The market's metro and total survey areas are the same

REDDING, CA

Arbitron Rank: 218	Pop (12+): 134,600	Stations: 15 / 11	% Below Line: 8.5
Market TSL In Hours: 22.50		Diaries: 362/372:1/58.1%	% Not Listed: 12.4
Average Persons Rating: 16.7		Sample Target: 350	Total Retail Sales: \$1.53 Bil.

12+ Metro	Format	Spring 99		Fall 98	Spg 98	Fall 97	Spg 97	12+ Metro Cume / Rtg	Fall 98	Spg 98	12+ TSA		
		1/4	Share								AQH	Cume	
1	KNNN-F	AC/CHR	32 / 14.2	12.4	11.2	10.3	6.5	403 / 29.9	29.5	22.9	34 / 440	KNNN-F	
2	KQMS	FS/T	26 / 11.1	13.9	12.2	9.3	10.7	299 / 22.2	26.1	21.9	26 / 328	KQMS	
3	KSHA-F	SAC	22 / 9.8	6.4	5.4	5.4	7.4	265 / 19.7	13.0	12.0	23 / 308	KSHA-F	
4	KNCQ-F	C	16 / 7.1	10.4	10.7	11.3	11.2	248 / 18.4	20.4	18.3	26 / 361	KNCQ-F	
5	KRRX-F	AOR	15 / 6.7	4.0	5.9	10.3	16.3	176 / 13.1	14.1	17.1	16 / 202	KRRX-F	
5	KRDG-F	O	15 / 6.7	6.9	5.4	5.9	8.8	254 / 18.9	15.3	17.8	19 / 346	KRDG-F	
7	KISK-F	AC-NR	14 / 6.2	4.5				250 / 18.6	10.6		15 / 290	KISK-F	
8	KEGR-F	CL AOR	13 / 5.8	4.0	3.9	4.4	3.7	220 / 16.3	10.8	12.2	24 / 342	KEGR-F	
9	KRQR-F	AOR-P	11 / 4.9	4.0	4.9	4.4	5.6	168 / 12.5	7.6	11.4	15 / 246	KRQR-F	
9	KLXR	ST	11 / 4.9	6.9	10.3	4.9		111 / 8.2	8.7	14.3	14 / 137	KLXR	
11	KEWB-F	C	10 / 4.5	5.9	8.3	7.9	6.5	174 / 12.9	12.9	16.7	11 / 197	KEWB-F	

12+ FM Share (Metro): 79.19% (156 of 197) (Spring 98: 70.41%)

18-34	18-49	25-54	35+	Wom 25-54	Men 25-54	12+ AMD	12+ Mid	12+ PMD	12+ Eve	12+ Wknd
1 KNNN-F >	1 KNNN-F	1 KSHA-F	1 KQMS >	1 KSHA-F	1 KRRX-F	1 KQMS >	1 KQMS	1 KNNN-F >	1 KNNN-F >>	1 KNNN-F >
2 KSHA-F	2 KSHA-F	2 KNNN-F	2 KSHA-F <	2 KNNN-F >	2 KRQR-F	2 KNNN-F <	2 KNNN-F	2 KSHA-F	2 KQMS <	2 KSHA-F
3 KISK-F	3 KRRX-F <	3 KRRX-F	3 KRDG-F	3 KRDG-F >	3 KISK-F	3 KSHA-F >	3 KSHA-F	3 KRDG-F	3 KSHA-F	2 KRDG-F
4 KRQR-F	4 KISK-F <	4 KISK-F <	4 KNCQ-F	4 KQMS	4 KSHA-F	4 KRRX-F	4 KRRX-F	3 KISK-F <	4 KNCQ-F	4 KNCQ-F
4 KRRX-F	5 KEGR-F	5 KRDG-F	4 KLXR	4 KISK-F	4 KQMS	5 KNCQ-F <	4 KISK-F	5 KNCQ-F	5 KRRX-F	5 KLXR
	6 KRQR-F	5 KQMS <	6 KEGR-F	6 KRRX-F	4 KNNN-F	6 KRDG-F <	6 KNCQ-F	6 KQMS	5 KRDG-F	6 KRQR-F
	6 KQMS	7 KEGR-F	7 KRRX-F	6 KEGR-F	4 KEGR-F		7 KLXR	6 KEGR-F	5 KEWB-F	6 KQMS
							7 KEGR-F			

Other Rated Stations				Metro Share	Cume Rating	TSA AQH	Cume	Other Rated Stations--Outside Market				Metro Share	Cume Rating	TSA AQH	Cume
KNRO	T	600	Redding	2.2	5.5	5	82	KALF-F	C	95.7	Red Bluff	0.9	5.1	16	230
								KCEZ-F	O	100.7	Corning	0.9	5.9	8	214
								KHSL-F	C	103.5	Paradise	1.8	2.8	10	115

AM Stations

KLXR	1230	1 kw	Standards	Westwd, CNN	Katz	Regent
KNRO	600	1 kw (DA-1)	Talk	Westwd, 1-on-1	Katz	Regent
KQMS	1400	1 kw	Full Service/Talk	ABC	Christal	Regent

FM Stations

KEGR	102.7	5.5 kw @ 1414	Classic AOR		Katz	AMFM	Red Bluff
KEWB	94.7	4.2 kw @ 1565	Country		Katz	AMFM	Anderson
KISK	107.1	1.35 kw @ 1362	Modern AC		Katz	AMFM	Shasta Lake City
KNCQ	97.3	28 kw @ 3569	Country		Katz	AMFM	
KNNN	99.3	5.28 kw @ 328	AC	Jones	Katz	Regent	Central Valley
KRDG	105.3	9.9 kw @ 1056	Oldies	Jones	Eastman	Regent	Shingletown
KRRX	106.1	100 kw @ 1968	AOR		—	Regent	Bumey
KSHA	104.3	100 kw @ 1560	Soft AC		Christal	Regent	

Notes: KRQR-F - See Chico

SAINT CLOUD, MN

Arbitron Rank: 216 Pop (12+): 136,900
 Market TSL in Hours: 21.75
 Average Persons Rating: 16.6

Stations: 29 / 14
 Diaries: 563/243:1/64.6%
 Sample Target: 550

% Below Line: 24.3
 % Not Listed: 11.5
 Total Retail Sales: \$2.1 Bil.

12+ Metro	Format	Spring 99 1/4 Share	Fall 98	Spg 98	Fall 97	Spg 97	12+ Metro Cume / Rtg	Fall 98	Spg 98	12+ TSA AQH / Cume		
1	WWJO-F	C	23 / 10.1	9.3	11.0	13.2	12.9	290 / 21.2	25.4	24.2	42 / 622	WWJO-F
2	KCLD-F	CHR	22 / 9.7	8.4	10.5	8.7	8.6	385 / 28.1	31.8	30.0	56 / 977	KCLD-F
3	KASM	C	17 / 7.5	6.2	5.9	4.6	6.4	117 / 8.5	8.9	8.9	18 / 171	KASM
4	KZPK-F	C	15 / 6.6	9.8	8.0	7.7	9.9	234 / 17.1	21.2	18.0	27 / 363	KZPK-F
5	WJON	FS/T	14 / 6.2	6.7	5.1	6.8	6.9	217 / 15.8	15.8	16.4	14 / 225	WJON
5	WHMH-F	AOR	14 / 6.2	4.4	8.0	7.3	6.0	194 / 14.1	14.2	14.8	18 / 312	WHMH-F
7	KLZZ-F	AOR	11 / 4.9	6.2	5.1	3.6	4.7	178 / 13.0	14.1	14.1	12 / 231	KLZZ-F
8	KQRS-F	CL AOR	9 / 4.0	4.0	5.1	4.1	3.0	176 / 12.9	14.9	17.0	33 / 457	KQRS-F
8	KQQL-F	O	9 / 4.0	4.0	2.5	1.8	3.4	143 / 10.4	11.8	10.7	23 / 388	KQQL-F
10	WCCO	FS	8 / 3.5	5.3	4.6	5.0	4.7	172 / 12.6	14.0	11.4	38 / 622	WCCO
11	KCML-F	SAC	6 / 2.6	4.0				87 / 6.3	8.9		6 / 87	KCML-F
12	WXPT-F	AC-NR	5 / 2.2	0.9		0.5		83 / 6.0	5.3		11 / 279	WXPT-F
12	KMXK-F	O	5 / 2.2	3.6	3.4	4.1	3.0	86 / 6.3	8.9	9.0	9 / 138	KMXK-F

12+ FM Share (Metro): 74.13% (149 of 201) (Spring 98: 79.62%)

18-34	18-49	25-54	35+	Wom 25-54	Men 25-54	12+ AMD	12+ Mid	12+ PMD	12+ Eve	12+ Wknd
1 WHMH-F <	1 KCLD-F <	1 WWJO-F	1 WWJO-F <	1 KZPK-F	1 KQRS-F	1 WJON <	1 WWJO-F	1 KCLD-F <	1 KCLD-F >>	1 WWJO-F
2 KCLD-F >	2 WHMH-F <	1 KZPK-F	2 KASM	2 WWJO-F	2 WHMH-F	2 WWJO-F <	2 KZPK-F	2 WWJO-F	2 WHMH-F	2 KASM <
3 KLZZ-F	3 KZPK-F	3 KCLD-F	3 WJON >	2 KCLD-F	2 WWJO-F	3 KCLD-F	3 KCLD-F	3 KZPK-F	2 KLZZ-F	3 KCLD-F
4 KZPK-F	4 KLZZ-F	3 KQRS-F	4 KZPK-F	4 KLZZ-F	4 KZPK-F	4 KQRS-F	4 WHMH-F <	4 KASM <	2 KZPK-F	4 WHMH-F >
5 WWJO-F >	5 WWJO-F	3 WHMH-F	5 KQQL-F	4 KQQL-F	4 KLZZ-F	5 KASM <	5 KLZZ-F	5 WHMH-F <	2 KASM	5 WJON
6 WRQC-F	6 KQRS-F	6 KLZZ-F	5 WCCO	6 KCML-F	6 KQQL-F >	6 KZPK-F	6 WJON <	6 KLZZ-F	6 WWJO-F	6 KZPK-F
6 KCSR-F	7 KQQL-F >	6 KQQL-F >	7 KQRS-F	6 WHMH-F >			7 KQQL-F	7 KQQL-F	7 WCCO	
6 WXPT-F >							8 KCML-F			

Other Rated Stations				Metro Share	Cume Rating	TSA AQH Cume	Other Rated Stations--Outside Market				Metro Share	Cume Rating	TSA AQH Cume
KKJM-F	REL-CC	92.9	St. Joseph	1.8	4.6	5 107	KDWB-F	CHR	101.3	Richfield	1.8	6.6	17 362
KKSR-F	AC	96.7	Sartell	1.8	7.7	4 126	KEEY-F	C	102.1	Minneapolis	0.4	2.7	12 198
KNSI	T/SPRTS	1450	Saint Cloud	1.8	2.9	4 54	KIKV-F	C	100.7	Alexandria	0.9	2.9	46 363
KXSS	ST	1390	Waite Park	1.3	3.2	3 43	KLCL-F	C	106.1	Princeton	0.9	3.5	7 115
WVAL	C/O	800	Sauk Rapids	1.8	4.4	5 80	KQIC-F	CHR	102.5	Willmar	0.4	2.6	21 234
							KSTP	T/N	1500	Saint Paul	0.9	2.3	6 113
							KSTP-F	AC	94.5	Saint Paul	0.9	7.6	7 269
							KTCZ-F	AOR-P	97.1	Minneapolis	0.4	1.9	5 93
							KXXR-F	AOR	93.7	Minneapolis	1.3	7.1	15 257
							WLTE-F	SAC	102.9	Minneapolis	0.9	2.4	6 122
							WRQC-F	AOR	100.3	Minneapolis	1.8	5.9	9 194

AM Stations

KASM	1150	2.1 kw (Days)	Country/Polka	---	StarCom	Albany
WJON	1240	1 kw	Full Service/Talk	ABC, ESPN, CBS	---	Regent

FM Stations

KCLD	104.7	100 kw @ 1000	CHR	O'Malley	Leighton		
KCML	99.9	2.9 kw @ 476	Soft AC	O'Malley	Leighton	St. Joseph	
KLZZ	103.7	6 kw @ 328	AOR	---	StarCom	Waite Park	
KMXK	94.9	50 kw @ 492	Oldies	ABC	Hyett/Rmsln	Regent	Cold Spring
KZPK	98.9	47.3 kw @ 499	Country	Westwd	O'Malley	Leighton	Payneville
WHMH	101.7	38 kw @ 422	AOR	Midwest	WBHR/WVAL		Sauk Rapids
WWJO	98.1	100 kw @ 1000	Country	ABC	---	Regent	

Notes: Other ranked stations - See Minneapolis-Saint Paul in the Spring 1999 American Radio

SAN ANGELO, TX

Arbitron Rank: 256 Pop (12+): 85,300	Stations: 12 / 12	% Below Line: 0.0
Market TSL in Hours: 21.25	Diaries: 457/187:1/45.9%	% Not Listed: 16.8
Average Persons Rating: 14.7	Sample Target: 410	Total Retail Sales: \$0.89 Bil.

12+ Metro	Format	Spring 99 1/4 Share	Fall 98	Spg 98	Fall 97	Spg 97	12+ Metro Cume / Rtg	Fall 98	Spg 98	12+ TSA AQH / Cume	
1 KIXY-F	CHR	25 / 20.1	15.9	15.4	18.4	17.4	307 / 36.0	34.8	39.1	31 / 393	KIXY-F
2 KGKL-F	C	17 / 13.6	17.5	19.4	15.1	19.5	219 / 25.7	29.0	34.4	23 / 293	KGKL-F
3 KYZZ-F	SP-TJ	10 / 8.0	4.0	6.5	6.7	8.0	127 / 14.8	6.9	10.9	11 / 134	KYZZ-F
3 KWFR-F	CL HITS	10 / 8.0	11.2	10.5	10.1	10.9	157 / 18.4	20.4	19.1	12 / 197	KWFR-F
5 KSJT-F	SP	8 / 6.4	13.6	4.0	6.7	4.3	87 / 10.2	12.0	7.2	11 / 112	KSJT-F
5 KELI-F	AC	8 / 6.4	6.4	9.7	13.4	12.3	118 / 13.9	17.0	22.8	16 / 194	KELI-F
7 KMDX-F	AC	7 / 5.8					93 / 10.8			8 / 107	KMDX-F
8 KDCD-F	C	6 / 4.8	8.0	9.7	10.1	8.7	126 / 14.7	16.7	22.3	7 / 161	KDCD-F

12+ FM Share (Metro): 92.31% (96 of 104) (Spring 98: 85.32%)

18-34	18-49	25-54	35+	Wom 25-54	Men 25-54	12+ AMD	12+ Mid	12+ PMD	12+ Eve	12+ Wknd
1 KIXY-F >>>	1 KIXY-F >	1 KIXY-F	1 KGKL-F >>	1 KIXY-F	1 KWFR-F	1 KIXY-F	1 KIXY-F	1 KIXY-F >	1 KIXY-F >>>	1 KIXY-F >>
2 KMDX-F	2 KWFR-F	1 KGKL-F	2 KYZZ-F	2 KGKL-F	1 KGKL-F >	2 KGKL-F >>	2 KGKL-F >	2 KGKL-F >	2 KYZZ-F	2 KYZZ-F
3 KYZZ-F	2 KGKL-F	3 KWFR-F	2 KWFR-F	3 KYZZ-F	3 KYZZ-F	3 KYZZ-F	3 KWFR-F	3 KWFR-F	2 KELI-F	2 KGKL-F
4 KWFR-F	4 KYZZ-F	4 KYZZ-F	2 KELI-F >	3 KWFR-F	3 KSJT-F	3 KELI-F	4 KYZZ-F	4 KYZZ-F <	4 KSJT-F	4 KSJT-F
4 KSJT-F	4 KELI-F	5 KSJT-F	5 KSJT-F	5 KSJT-F	3 KIXY-F	5 KWFR-F	5 KSJT-F	5 KMDX-F	4 KGKL-F	5 KWFR-F >
4 KGKL-F >	6 KMDX-F >	5 KELI-F >>	5 KGKL	5 KELI-F >	3 KELI-F >		5 KKSA	6 KSJT-F		
							5 KLI-F <			

Other Rated Stations				Metro Share	Cume Rating	TSA AQH	Cume
KCSE-F	AC	96.5	Sterling City	2.4	4.9	4	51
KGKL	C/O	960	San Angelo	3.2	7.2	9	112
KKCN-F	C	103.1	Ballinger	1.6	6.9	5	92
KKSA	T	1260	San Angelo	3.2	6.2	4	64

FM Stations

KDCD	92.9	100 kw @ 729	Country	Jones	—	KMDX-F
KELI	98.7	92.6 kw @ 1290	AC	CNN	Katz	KGKL, pend.
KGKL	97.5	100 kw @ 64	Country	ABC	Katz	
KIXY	94.7	100 kw @ 357	CHR		Allied	KKSA/KWFR-F
KMDX	105.7	19.9 kw @ 367	AC	Jones	—	KDCD-F
KSJT	107.5	100 kw @ 606	Hispanic	Unica	Lotus	
KWFR	101.9	100 kw @ 807	AOR/Classic AOR		Allied	KKSA/KIXY-F
KYZZ	100.1	6 kw @ 328	Hispanic-Tejano		—	

Notes: 1/99 KCSE-F and KCCN-F swapped facilities: the KCSE-F calls and AC format moved to 96.5; the KCCN-F calls and Country format moved to 103.1

SAN LUIS OBISPO, CA

Arbitron Rank: 167 Pop (12+): 204,300
 Market TSL In Hours: 19.75
 Average Persons Rating: 14.8

Stations: 27 / 15
 Diaries: 631/324:1/51.5%
 Sample Target: 620

% Below Line: 8.6
 % Not Listed: 22.4
 Total Retail Sales: \$1.74 Bil.

12+ Metro	Format	Spring 99 1/4 Share	Fail 98	Spg 98	Fail 97	Spg 97	12+ Metro Cume / Rtg	Fail 98	Spg 98	12+ TSA AQH / Cume		
1	KSLY-F	CHR	27 / 8.9	9.4	7.4	7.1	7.8	570 / 27.9	29.2	25.0	36 / 801	KSLY-F
1	KKJG-F	C	27 / 8.9	4.7	4.1	6.1	8.1	335 / 16.4	12.2	12.8	32 / 433	KKJG-F
3	KZOZ-F	CL AOR	23 / 7.6	7.7	9.5	9.2	8.5	352 / 17.2	19.2	20.3	34 / 510	KZOZ-F
4	KWWW-F	CHR/U	22 / 7.3	6.0	5.7	2.0	2.9	293 / 14.3	15.1	13.1	44 / 605	KWWW-F
5	KIQO-F	O	18 / 5.9	3.7	4.1	5.4	4.9	311 / 15.2	12.8	12.9	22 / 367	KIQO-F
6	KSTT-F	AC	16 / 5.3	6.4	6.1	7.1	6.5	270 / 13.2	17.6	18.4	26 / 411	KSTT-F
7	KDDB-F	AC	14 / 4.6	2.3	1.0	2.7	4.9	258 / 12.6	6.2	5.5	18 / 338	KDDB-F
8	KOTR-F	AOR-P	11 / 3.6	2.3	2.4	5.1	2.3	147 / 7.2	5.7	6.7	11 / 167	KOTR-F
8	KKJL	ST	11 / 3.6	3.0	4.4	3.4	3.3	184 / 9.0	6.9	8.4	12 / 203	KKJL
10	KQJZ-F	J	10 / 3.3	5.0	3.7	1.7	2.0	168 / 8.2	10.9	7.4	16 / 276	KQJZ-F
11	KPRL	T	9 / 3.0	4.0	3.7	3.4	2.3	116 / 5.7	6.7	6.6	9 / 116	KPRL
12	KVEC	N/T	7 / 2.3	3.0	3.4	3.1	3.9	156 / 7.7	10.3	8.7	7 / 163	KVEC
13	KGLW	T	6 / 2.0	3.7	2.7	3.1	3.3	110 / 5.4	5.9	5.7	6 / 110	KGLW

12+ FM Share (Metro): 80.00% (188 of 235) (Spring 98: 76.05%)

18-34	18-49	25-54	35+	Wom 25-54	Men 25-54	12+ AMD	12+ Mid	12+ PMD	12+ Eve	12+ Wknd
1 KWWW-F <	1 KZOZ-F <	1 KKJG-F	1 KKJG-F	1 KKJG-F	1 KZOZ-F	1 KSLY-F	1 KKJG-F	1 KSLY-F	1 KSLY-F <	1 KKJG-F
2 KSLY-F	2 KSLY-F <	2 KZOZ-F	2 KIQO-F >	1 KSTT-F	2 KKJG-F >	2 KKJG-F	2 KZOZ-F <	2 KKJG-F <	2 KZOZ-F <	2 KWWW-F
3 KZOZ-F >	3 KKJG-F	3 KSLY-F	3 KZOZ-F	3 KSLY-F	3 KIQO-F	3 KZOZ-F	3 KIQO-F <	3 KWWW-F <	3 KWWW-F >	3 KSLY-F <
4 KDDB-F	4 KWWW-F	4 KIQO-F <	3 KKJL	3 KDDB-F >	3 KOTR-F	4 KWWW-F <	4 KSLY-F	4 KZOZ-F	4 KSTT-F	4 KZOZ-F
5 KSTT-F	5 KSTT-F	5 KOTR-F	5 KQJZ-F	5 KIQO-F	3 KSLY-F >	5 KSTT-F <	5 KQJZ-F	5 KIQO-F	4 KKJG-F >	4 KDDB-F <
6 KKJG-F	5 KDDB-F	5 KSTT-F	6 KPRL	6 KZOZ-F	6 KWWW-F	6 KIQO-F	5 KSTT-F <	6 KSTT-F <	6 KIQO-F	6 KIQO-F
	7 KOTR-F	5 KDDB-F >	6 KSTT-F	6 KOTR-F	6 KDDB-F	6 KPRL	7 KOTR-F	7 KDDB-F	6 KDDB-F	7 KKJL
	8 KIQO-F >	8 KWWW-F >		6 KQJZ-F	6 KXTZ-F	8 KDDB-F	8 KWWW-F		6 KDDB-F	8 KSTT-F >
				6 KWWW-F >						

Other Rated Stations				Metro Share	Cume Rating	TSA AQH Cume	Other Rated Stations—Outside Market				Metro Share	Cume Rating	TSA AQH Cume		
KKAL-F	C	106.1	Sta. Margarita	1.0	4.2	3	92	KBOX-F	AC	104.1	Lompoc	0.7	2.5	12	172
KXTZ-F	CL AOR	95.3	Pismo Beach	1.7	5.4	10	155	KCBS	N	740	San Francisco	0.7	1.5	2	31
								KFRE	N/T	940	Fresno	0.7	2.5	4	76
								KGO	T	810	San Francisco	0.7	2.6	3	69
								KMJ	N/T	580	Fresno	1.0	2.4	3	53
								KRUZ-F	AC	103.3	Santa Barbara	1.3	6.6	25	418
								KSNL-F	C	102.5	Santa Maria	0.7	3.3	15	300
								KUHL	T	1440	Santa Maria	1.3	3.7	19	271
								KUZZ-AF	C	550	Bakersfield	0.7	1.4	3	37
								KXFM-F	O	99.1	Santa Maria	1.0	6.0	14	376

AM Stations

KGLW	1340	1 kw	Talk	ABC, Talknt	---	
KKJL	1400	1 kw	Standards	Westwd, CNN	Katz	
KPRL	1230	1 kw	Talk	ABC, Westwd	D&R	Paso Robles
KVEC	920	1 kw/0.5 kw	News/Talk	ABC, CNN, CBS	---	

FM Stations

KDDB	92.5	4.4 kw @ 1535	Country	Source	D&R	Paso Robles
KIQO	104.5	5.6 kw @ 1410	Oldies	ABC, CNN	---	Atascadero
KKJG	98.1	3.6 kw @ 1624	Country		Christal	American General
KOTR	94.9	25 kw @ 370	Progressive AOR		---	Cambria
KQJZ	107.3	3.5 kw @ 1650	Jazz		Mc-Guild	Mondosphere
KSLY	96.1	5.6 kw @ 1410	CHR		Mc-Guild	Mondosphere
KSTT	101.3	3.4 kw @ 1686	AC		Mc-Guild	Mondosphere
KWWW	99.7	0.265 kw @ 1532	CHR/Black		Christal	KKAL-F
KZOZ	93.3	29.5 kw @ 1470	AOR/Classic AOR	Source	Christal	American General

Notes: KDDB-F, KKAL-F and KWWW-F are LMA'd to American General . . . 3/99 KDDB-F changed from Country to AC as "Star 92.5" . . . 3/99 KKAL (1280) changed calls to KKOM; remains Talk . . . 3/99 KKOM sold for \$550,000 . . . 4/99 KWEZ-F changed calls to KKAL-F . . . 4/99 KBZK-F changed from AC to Hispanic-AC; KBZX-F changed from AC to Hispanic-Regional

SANTA BARBARA, CA

Arbitron Rank: 186 Pop (12+): 175,400
 Market TSL in Hours: 19.50
 Average Persons Rating: 14.8

Stations: 28 / 14
 Diaries: 585/300:1/47.1%
 Sample Target: 580

% Below Line: 17.0
 % Not Listed: 18.1
 Total Retail Sales: \$1.93 Bil.

12+ Metro	Format	Spring 99 1/4 Share	Fall 98	Spg 98	Fall 97	Spg 97	12+ Metro Cume / Rtg	Fall 98	Spg 98	12+ TSA AQH / Cume		
1	KTYD-F	AOR	18 / 6.9	5.9	6.2	5.9	5.0	345 / 19.7	17.3	20.5	26 / 584	KTYD-F
1	KJEE-F	AOR-NR	18 / 6.9	5.2	3.6	3.9	3.7	323 / 18.4	18.0	17.8	20 / 384	KJEE-F
3	KSPE-F	SP-R	16 / 6.2	5.6	4.0	4.3	4.1	186 / 10.6	8.1	6.5	17 / 235	KSPE-F
3	KRUZ-F	AC	16 / 6.2	5.6	7.3	7.4	7.4	385 / 22.0	22.2	24.6	52 / 1058	KRUZ-F
5	KSBL-F	AC	15 / 5.8	6.7	10.2	9.0	9.5	263 / 15.0	14.2	21.1	17 / 305	KSBL-F
6	KMGQ-F	J	14 / 5.4	3.3	5.5	7.0	2.5	197 / 11.3	9.3	10.5	25 / 380	KMGQ-F
6	KDB-F	CL	14 / 5.4	4.5	4.0	4.3	7.0	188 / 10.7	10.9	11.3	20 / 261	KDB-F
6	KCAQ-F	CHR/U	14 / 5.4	4.8	5.1	5.5	5.0	218 / 12.4	13.3	11.1	58 / 924	KCAQ-F
9	KTMS	T	12 / 4.6	11.1	8.4	4.3	2.5	204 / 11.6	15.0	15.3	15 / 252	KTMS
9	KIST-F	O	12 / 4.6	3.0	4.4			193 / 11.0	10.3	12.2	15 / 242	KIST-F
11	KZBN	ST	9 / 3.5	3.7	5.1	6.7	6.6	137 / 7.8	6.1	10.6	11 / 152	KZBN
11	KKSB-F	C	9 / 3.5	1.5				117 / 6.7	4.1		11 / 140	KKSB-F
11	KBKO	SP-R	9 / 3.5	5.9	4.0	2.7	2.9	85 / 4.9	8.9	6.7	10 / 93	KBKO

12+ FM Share (Metro): 77.83% (165 of 212) (Spring 98: 69.14%)

18-34	18-49	25-54	35+	Wom 25-54	Men 25-54	12+ AMD	12+ Mid	12+ PMD	12+ Eve	12+ Wknd
1 KJEE-F	1 KJEE-F <	1 KTYD-F	1 KDB-F	1 KMGQ-F	1 KTYD-F	1 KSPE-F <	1 KTYD-F	1 KJEE-F <	1 KJEE-F	1 KJEE-F <
2 KSPE-F	2 KTYD-F <	2 KRUZ-F	1 KTMS	2 KRUZ-F	2 KIST-F	2 KTYD-F <	2 KSBL-F <	2 KIST-F	2 KCAQ-F <	2 KRUZ-F <
2 KRUZ-F	3 KRUZ-F	2 KMGQ-F <	1 KMGQ-F	2 KSBL-F	2 KJEE-F >	3 KIST-F	3 KRUZ-F	2 KCAQ-F <	3 KDB-F	3 KCAQ-F
2 KCAQ-F	4 KSPE-F	4 KSPE-F	4 KIST-F	4 KSPE-F	4 KSPE-F	3 KJEE-F <	3 KTMS <	4 KSPE-F	4 KRUZ-F >	3 KTYD-F
2 KBKO	5 KMGQ-F	4 KIST-F	4 KTYD-F	4 KTYD-F	5 KSBL-F	5 KTMS <	5 KSPE-F	4 KTYD-F	5 KMGQ-F	3 KMGQ-F
6 KTYD-F >>	6 KBKO	4 KSBL-F	4 KSBL-F	4 KBKO	5 KTMS	6 KSBL-F <	5 KMGQ-F <	4 KMGQ-F <	6 KTYD-F	3 KZBN
	6 KCAQ-F	7 KJEE-F	7 KZBN	7 KIST-F	5 KMGQ-F	7 KRUZ-F	7 KJEE-F	7 KDB-F	6 KTMS	3 KDB-F
	8 KSBL-F	8 KKSB-F	8 KSPE-F	8 KKSB-F	5 KRUZ-F	8 KBKO	7 KSBL-F <	8 KNX	8 KNX	3 KSPE-F
		8 KBKO	9 KRUZ-F	8 KJEE-F >		9 KDB-F <	9 KRUZ-F >	8 KSBL-F		

Other Rated Stations	Metro Share	Cume Rating	TSA AQH Cume
KEYT	N	1250	Santa Barbara 1.9 9.2 6 194
KXXT	SPRTS	1340	Santa Barbara 0.4 3.5 1 62

Other Rated Stations--Outside Market	Metro Share	Cume Rating	TSA AQH Cume
KBKY-F	AC	95.1	Ventura 0.4 3.2 23 509
KDAR-F	REL	98.3	Oxnard 0.4 2.0 8 181
KFI	T	640	Los Angeles 1.9 6.0 21 392
KHAY-F	C	100.7	Ventura 1.2 4.9 23 444
KBKT-F	B	92.3	Los Angeles 0.8 3.0 15 366
KLOS-F	AOR	95.5	Los Angeles 1.2 4.7 19 447
KNX	N	1070	Los Angeles 1.9 8.6 17 525
KOCP-F	CL AOR	95.9	Camarillo 1.9 6.1 23 473
KPWR-F	CHR/U	105.9	Los Angeles 0.4 1.9 13 403
KRTH-F	O	101.1	Los Angeles 0.4 3.0 21 529
KVEN	N/T	1450	Ventura 0.4 1.7 11 289
KVYY-F	AOR-NR	107.1	Ventura 0.4 1.7 17 427
KXLM-F	SP-C	102.9	Oxnard 0.4 2.1 59 535

AM Stations

KBKO	1490	1 kw	Hispanic-Regional	Katz	Hisp.	Clr Chnl, pend.
KTMS	990	5 kw/0.5 kw (DA-2)	Talk	CNN, Westwd, ABC	Katz	Clear Channel
KZBN	1290	0.5 kw/0.12 kw	Standards	Westwd	Lotus	

FM Stations

KDB	93.7	12.5 kw @ 870	Classical	Allied			
KIST	107.7	0.93 kw @ 1627	Oldies	Katz	Clear Channel		
KJEE	92.9	0.82 kw @ 686	AOR-New Rock	Mc-Guild		Montecito	
KKSB	106.3	0.36 kw @ 827	Country	Mc-Guild	Engles	Goleta	
KMGQ	97.5	17.5 kw @ 2919	Jazz	Mc-Guild	Engles		
KRUZ	103.3	105 kw @ 2980	AC	Christal	Grafman		
KSBL	101.7	0.31 kw @ 810	AC	Westwd	Katz	Clear Channel	Carpinteria
KSPE	94.5	0.88 kw @ 2954	Hispanic	Caballero	Clr Chnl, pend.	Ellwood	
KTYD	99.9	34 kw @ 1279	AOR	Katz	Clear Channel		

Notes: KCAQ-F -- See Oxnard-Ventura in the Spring 1999 American Radio

SANTA FE, NM

Arbitron Rank: 235 Pop (12+): 117,900
 Market TSL in Hours: 20.00
 Average Persons Rating: 15.0

Stations: 27 / 8
 Diaries: 423/279:1/49.4%
 Sample Target: 420

% Below Line: 65.3
 % Not Listed: 19.9
 Total Retail Sales: \$1.91 Bil.

12+ Metro	Format	Spring 99 1/4 Share	Fall 98	Spg 98	Fall 97	Spg 97	12+ Metro Cume / Rtg	Fall 98	Spg 98	12+ TSA AQH / Cume	
1	KZRR-F	AOR	13 / 7.4	4.9	4.1	3.1	161 / 13.7	12.9	9.2	59 / 998	KZRR-F
1	KKOB	FS	13 / 7.4	5.4	5.6	5.1	170 / 14.5	14.6	13.6	92 / 1216	KKOB
3	KKSS-F	CHRU	10 / 5.7	5.4	3.6	6.7	154 / 13.0	14.1	13.7	64 / 1124	KKSS-F
4	KRST-F	C	8 / 4.5	3.8	6.1	7.2	125 / 10.6	10.0	11.2	89 / 1413	KRST-F
4	KHFM-F	CL	8 / 4.5	6.0	5.1	5.6	153 / 13.0	10.7	13.3	52 / 780	KHFM-F
6	KTEG-F	AOR-NR	7 / 4.0	3.8	2.6	2.1	158 / 13.4	10.4	12.3	45 / 898	KTEG-F
6	KPEK-F	AC-NR	7 / 4.0	4.9	6.1	3.1	152 / 12.9	13.4	20.3	56 / 1172	KPEK-F
6	KKOB-F	AC	7 / 4.0	1.6	4.1	2.1	147 / 12.5	8.6	16.6	62 / 1168	KKOB-F
9	KSWV	SP	6 / 3.4	6.0	2.0	4.6	54 / 4.5	4.1	5.5	6 / 71	KSWV
9	KMGA-F	SAC	6 / 3.4	1.6	2.6	4.1	127 / 10.8	6.2	13.2	58 / 1059	KMGA-F
9	KABG-F	O	6 / 3.4	5.4	3.6	1.5	135 / 11.5	9.0	11.0	31 / 630	KABG-F
12	KIOT-F	CL AOR	5 / 2.8	2.2	2.6	2.6	139 / 11.8	9.7	13.3	47 / 938	KIOT-F
12	KBOM-F	O	5 / 2.8	1.6	2.6	3.1	131 / 11.1	7.2	12.0	13 / 294	KBOM-F
12	KBAC-F	AOR-P	5 / 2.8	3.8	4.1	3.1	77 / 6.5	7.2	9.7	12 / 245	KBAC-F

12+ FM Share (Metro): 81.56% (115 of 141) (Spring 98: 80.86%)

18-34	18-49	25-54	35+	Wom 25-54	Men 25-54	12+ AMD	12+ Mid	12+ PMD	12+ Eve	12+ Wknd
1 KZRR-F >	1 KZRR-F >	1 KZRR-F >	1 Kkob >	1 Kkob-F	1 KZRR-F >>	1 KZRR-F >	1 Kkob >	1 KZRR-F	1 KKSS-F	1 KKSS-F
2 KKSS-F	2 Kkob	2 Kkob	2 KHFM-F	1 KMGA-F	2 KIOT-F	2 Kkob <	2 KZRR-F	2 KKSS-F	1 KTEG-F	2 Kkob
3 KTEG-F >	3 Kkob-F	2 KRST-F	3 Kkob-F	3 KBOM-F	2 Kkob	3 KRST-F <	3 KHFM-F	3 KPEK-F	3 Kkob	2 KRST-F
4 KRZY-F	3 KRST-F	4 Kkob-F	3 KSWV	3 Kkob	2 KBAC-F	4 KKSS-F <	4 Kkob-F	4 KTEG-F	3 KZRR-F	4 KABG-F
4 KBAC-F	3 KPEK-F	5 KBAC-F	3 KRST-F	3 KRST-F	5 Kkob-F	5 Kkob-F	5 KABG-F	4 KHFM-F	5 KSWV	4 KHFM-F
4 KRST-F	6 KTEG-F	5 KPEK-F	6 KABG-F	3 KPEK-F	5 KTEG-F	6 KTEG-F	5 KBAC-F	4 KRST-F	6 KHFM-F	4 KPEK-F
4 KPEK-F	6 KIOT-F	5 KMGA-F	6 KMGA-F	5 KRST-F	5 KRST-F	7 KIOT-F	5 KKSS-F	7 KBOM-F	6 Kkob-F	4 KZRR-F
4 KMMG-F	6 KBAC-F	6 KZRR-F	6 KZRR-F	5 KPEK-F >			5 KMGA-F	7 Kkob	6 KPEK-F	
4 KMGA-F >>							5 KPEK-F	7 KMGA-F	6 KRZN-F >	

Other Rated Stations				Metro Share	Cume Rating	TSA AQH Cume	Other Rated Stations--Outside Market				Metro Share	Cume Rating	TSA AQH Cume		
KDCE	SP-R	950	Espanola	1.1	2.7	11	120	KLSK-F	CL HITS	104.1	Santa Fe	2.3	11.1	30	747
KRSN	T	1490	Los Alamos	0.6	3.2	1	37	KMMG-F	B/O	95.5	Santa Fe	2.3	10.4	29	711
KSFQ-F	CL HITS	101.1	White Rock	1.7	6.2	6	133	KRZN-F	CHR	105.1	Santa Fe	2.3	8.1	24	660
KTRC	ST	1400	Santa Fe	1.7	3.8	4	69	KRZY-F	SP-C	105.9	Santa Fe	2.3	5.8	24	262
KVSF	T	1260	Santa Fe	0.6	2.8	1	40	KTAO-F	AOR-P	101.9	Taos	1.1	4.0	10	186
								KTBL-F	C/O	103.3	Albuquerque	2.3	7.6	49	868
								KYBR-F	C	92.9	Espanola	0.6	2.6	2	71
								KYLZ-F	CHRU	106.3	Los Lunas	1.1	4.1	37	805

AM Stations

KSWV 810 5 kw (Days) Hispanic ---

FM Stations

KBAC 98.1 96.65 kw @ 1038 Progressive AOR --- Roberts Las Vegas
 KBOM 106.7 15.5 kw @ 1948 Oldies Westwd Roslin Withers Los Alamos

Notes: Other ranked stations -- See Albuquerque in the Spring 1999 American Radio

SANTA MARIA-LOMPOC, CA

Arbitron Rank: 197 Pop (12+): 162,700	Stations: 27 / 11	% Below Line: 48.7
Market TSL in Hours: 20.25	Diaries: 500/325:1/55.9%	% Not Listed: 15.7
Average Persons Rating: 14.9	Sample Target: 410	Total Retail Sales: \$1.55 Bil.

12+ Metro	Format	Spring 99		Fall 98	Spg 98	Fall 97	Spg 97	12+ Metro Cume / Rtg	Fall 98	Spg 98	12+ TSA	
		1/4	Share								AQH	Cume
1	KWWW-F	CHR/U	23 / 9.5	6.2	8.1	0.8		312 / 19.2	18.8	15.9	23 / 312	KWWW-F
2	KRUZ-F	AC	21 / 8.7	6.2	7.3	6.2	5.7	283 / 17.4	22.2	22.2	21 / 283	KRUZ-F
3	KUHL-AA	N/T	15 / 6.2	6.9	8.1	4.6	7.4	203 / 12.5	14.0	17.1	15 / 203	KUHL-AA
4	KIDI-F	SP-R	14 / 5.8	6.9	1.2	5.8	4.1	139 / 8.5	8.9	4.4	14 / 139	KIDI-F
5	KSNI-F	C	13 / 5.4	10.4	6.5	7.5	4.9	231 / 14.2	16.5	18.2	13 / 231	KSNI-F
6	KZOZ-F	AOR/CL	11 / 4.5	1.9	3.1	2.1	1.6	158 / 9.7	7.4	10.3	11 / 158	KZOZ-F
6	KXFM-F	O	11 / 4.5	5.0	6.2	8.3	6.5	254 / 15.6	18.3	21.3	11 / 254	KXFM-F
6	KBOX-F	AC	11 / 4.5	3.8	5.4	6.2	6.9	121 / 7.5	12.2	17.3	11 / 121	KBOX-F
9	KSTT-F	AC	10 / 4.1	1.9	2.7	4.1	3.3	141 / 8.7	5.2	6.7	10 / 141	KSTT-F
10	KSly-F	CHR	9 / 3.7	3.8	4.6	2.1	2.9	231 / 14.2	14.2	16.5	9 / 231	KSly-F
10	KRQK-F	SP	9 / 3.7	5.4	3.9	6.2	5.3	152 / 9.3	8.4	7.1	9 / 152	KRQK-F

12+ FM Share (Metro): 83.33% (170 of 204) (Spring 98: 78.85%)

18-34	18-49	25-54	35+	Wom 25-54	Men 25-54	12+ AMD	12+ Mid	12+ PMD	12+ Eve	12+ Wknd
1 KWWW-F	1 KRUZ-F	1 KRUZ-F	1 KUHL-AA	1 KBOX-F	1 KZOZ-F >	1 KRUZ-F <	1 KRUZ-F	1 KWWW-F	1 KWWW-F >>	1 KWWW-F >
2 KRUZ-F	2 KWWW-F	2 KBOX-F	2 KSNI-F	2 KSTT-F	2 KRUZ-F >	2 KUHL-AA <	2 KWWW-F <	2 KRUZ-F >	2 KUHL-AA	2 KRUZ-F
2 KIDI-F	3 KIDI-F	2 KZOZ-F	3 KXFM-F	2 KRUZ-F	3 KXTZ-F	3 KWWW-F	3 KIDI-F	3 KXFM-F >	3 KRUZ-F	3 KZOZ-F <
4 KZOZ-F	4 KZOZ-F	4 KIDI-F	4 KRUZ-F	4 KIDI-F	3 KWWW-F	4 KSNI-F	3 KUHL-AA <	4 KSNI-F	3 KSTT-F	4 KIDI-F
5 KSly-F	5 KRQK-F	5 KSNI-F	4 KBOX-F	5 KMGQ-F	3 KXFM-F	5 KSly-F	5 KBOX-F	5 KZOZ-F <	3 KSly-F >	4 KUHL-AA
6 KRQK-F	6 KSTT-F	5 KWWW-F	6 KMGQ-F	5 KSNI-F	3 KIDI-F	5 KIDI-F	6 KSNI-F <	6 KIDI-F	6 KIDI-F	4 KXFM-F
	6 KSly-F	5 KRQK-F	7 KSTT-F	5 KKJG-F	3 KUHL-AA	7 KRQK-F	7 KXFM-F	7 KBOX-F	6 KJdj	7 KSNI-F
	6 KBOX-F	5 KSTT-F	8 KSMA	5 KWWW-F		7 KBOX-F	7 KSTT-F		6 KSNI-F	7 KSly-F
	6 KSNI-F >		8 KQJZ-F							

Other Rated Stations				Metro Share	Cume Rating	TSA AQH	Cume	Other Rated Stations--Outside Market				Metro Share	Cume Rating	TSA AQH	Cume
KGDP	REL	660	Orcutt	1.2	2.8	3	46	KCAQ-F	CHR/U	105.1	Oxnard	0.8	3.3	2	54
KPAT-F	G	95.7	Orcutt	0.4	2.2	1	36	KDDB-F	AC	92.5	Paso Robles	1.2	4.9	3	79
KSMA	N/T	1240	Santa Maria	2.1	5.1	5	83	KIQO-F	O	104.5	Atascadero	1.7	3.4	4	56
KTAP	SP-R	1600	Santa Maria	1.7	3.9	4	63	KJdj	SP	1030	San Luis Obispo	1.7	2.3	4	37
								KKJG-F	C	98.1	San Luis Obispo	2.5	6.0	6	98
								KMGQ-F	J	97.5	Santa Barbara	2.9	6.8	7	111
								KNX	N	1070	Los Angeles	0.4	2.8	1	46
								KQJZ-F	J	107.3	Grover Beach	2.5	6.6	6	107
								KTMS	T	990	Santa Barbara	0.8	2.4	2	40
								KTYD-F	AOR	99.9	Santa Barbara	1.7	3.1	4	50
								KXTZ-F	CLAOR	95.3	Pismo Beach	2.1	2.8	5	45

AM Stations

KTME	1410	0.5 kw/0.077 kw (DA-2)	Simul. KUHL		
KUHL	1440	5 kw/1 kw (DA-2)	News/Talk	ABC, ESPN	—

FM Stations

KBOX	104.1	5.7 kw @ 682	AC	Westwd	—
KIDI	105.5	3 kw @ 262	Hispanic-Regional		Katz Hisp. KTAP Guadalupe
KRQK	100.3	3.65 kw @ 863	Hispanic		Lotus KJdj/KSBQ
KSNI	102.5	13.6 kw @ 866	Country		Allied Mondosphere, pend.
KXFM	99.1	2.3 kw @ 1906	Oldies	Westwd	Mc-Guild Mondosphere

Notes: Other ranked stations -- See San Luis Obispo or Santa Barbara . . . The market's metro and total survey areas are the same . . . 3/99 KGDP-F changed calls to KPAT-F; remains Gospel . . . 8/99 KSMA and KSNI-F sold by Bayliss to Mondosphere for \$3,750,000 (Patrick)

SIOUX CITY, IA

Arbitron Rank: 245	Pop (12+): 98,500	Stations: 15 / 10	% Below Line: 4.8
Market TSL In Hours: 20.25		Diaries: 455/216:1/50.2%	% Not Listed: 12.3
Average Persons Rating: 14.8		Sample Target: 450	Total Retail Sales: \$1.31 Bil.

12+ Metro	Format	Spring 99 1/4 Share	Fall 98	Spg 98	Fall 97	Spg 97	12+ Metro Cume / Rtg	Fall 98	Spg 98	12+ TSA AQH / Cume		
1	KSUX-F	C	30 / 20.5	12.4	17.0	15.6	17.9	332 / 33.7	24.3	30.2	47 / 575	KSUX-F
2	KGLI-F	CHR	25 / 17.1	17.9	17.0	16.9	15.9	336 / 34.1	36.1	37.8	44 / 871	KGLI-F
3	KSEZ-F	AOR	20 / 13.7	10.3	14.0	17.5	11.9	226 / 23.1	19.0	22.6	32 / 472	KSEZ-F
4	KSCJ	N/T	16 / 11.0	8.3	8.2	7.8	9.9	234 / 23.8	17.2	16.6	20 / 329	KSCJ
5	KCLH-F	CL HITS	7 / 4.8	6.2	8.2	8.4	7.9	144 / 14.6	16.1	20.8	11 / 264	KCLH-F
6	KKMA-F	O	6 / 4.1	7.6	4.1	7.1	4.6	145 / 14.8	12.8	12.5	10 / 242	KKMA-F
7	KWSL	T	5 / 3.4	3.4	5.8	5.8	3.3	98 / 9.9	10.1	12.5	5 / 118	KWSL
7	KSFT-F	SAC	5 / 3.4	8.3	6.4	4.5	5.3	84 / 8.6	13.3	12.3	8 / 107	KSFT-F

12+ FM Share (Metro): 77.78% (98 of 126) (Spring 98: 80.52%)

18-34	18-49	25-54	35+	Wom 25-54	Men 25-54	12+ AMD	12+ Mid	12+ PMD	12+ Eve	12+ Wknd
1 KSEZ-F <	1 KSUX-F	1 KSUX-F	1 KSUX-F >	1 KSUX-F	1 KSEZ-F	1 KSUX-F	1 KSUX-F >	1 KSUX-F >	1 KGLI-F >>	1 KSUX-F <
2 KSUX-F	2 KSEZ-F	2 KSEZ-F >	2 KSCJ >	2 KGLI-F >>	2 KSUX-F >>	2 KSCJ	2 KSEZ-F	2 KSEZ-F <	2 KSEZ-F	2 KGLI-F >
2 KGLI-F >>>	3 KGLI-F >>>	3 KGLI-F >	3 KSEZ-F	3 KSFT-F	3 KSCJ	3 KGLI-F	2 KGLI-F >	3 KGLI-F >>	2 KSCJ	3 KSEZ-F >
		4 KSCJ	4 KGLI-F	3 KSEZ-F >	3 KCLH-F	4 KSEZ-F >	4 KSCJ >>	4 KSCJ >	4 KSUX-F >>>	4 KSCJ >
		4 KCLH-F >	5 KCLH-F							

Other Rated Stations				Metro Share	Cume Rating	TSA AQH	Cume	Other Rated Stations—Outside Market				Metro Share	Cume Rating	TSA AQH	Cume
KMNS	C	620	Sioux City	2.1	6.1	3	95	KFAB	FS/T	1110	Omaha	0.7	3.5	3	66
KZSR-F	AC	102.3	Onawa, IA	2.7	11.8	9	194	KQKQ-F	CHR	98.5	Council Bluffs, IA	0.7	2.2	3	79
								KWMT	C	540	Fort Dodge, IA	1.4	2.9	2	42
								WNAX	C/FARM	570	Yankton, SD	1.4	5.9	18	282
								WOW	C	590	Omaha	0.7	2.4	1	55

AM Stations

KMNS	620	1 kw (DA-2)	Country/Sports	ABC	Christal	Chesterman
KSCJ	1360	5 kw (DA-N)	Talk	Westwd, 1/1, CBS	Allied	Powell
KWSL	1470	5 kw (DA-2)	Oldies	CNN, Westwd	Roslin	Chesterman

FM Stations

KCLH	104.1	100 kw @ 981	Classic Hits		Katz	Saga	Yankton, SD
KGLI	95.5	100 kw @ 984	CHR	ABC	Roslin	Chesterman	
KKMA	99.5	100 kw @ 1000	Oldies	Westwd, AP	Roslin	Powell, pend.	Le Mars, IA
KSEZ	97.9	100 kw @ 643	AOR	Westwd, Source, ABC	Christal	Chesterman	
KSFT	107.1	1.55 kw @ 328	Soft AC	Westwd	—	Chesterman	S. Sioux City, IA
KSUX	105.7	50 kw @ 462	Country		Allied	Powell	Winnepago, NE
KZSR	102.3	100 kw @ 643	AC		Eastman	Waitt	Onawa, IA

Notes: 1/99 KOLK-F changed from Country to AC as KZSR-F ("Star 102.3") . . . 2/99 KWSL changed from Talk to Oldies . . . 7/99 KKMA-F (and sister KLEM) sold by Paul Olson to Powell for \$3,000,000 (Blackburn)

SPRINGFIELD, IL

Arbitron Rank: 194 Pop (12+): 167,100
 Market TSL in Hours: 18.75
 Average Persons Rating: 14.1

Stations: 16 / 12
 Diaries: 547/305:1/52.8%
 Sample Target: 580

% Below Line: 3.8
 % Not Listed: 14.9
 Total Retail Sales: \$1.68 Bil.

12+ Metro	Format	Spring 99 1/4 Share	Fall 98	Spg 98	Fall 97	Spg 97	12+ Metro Cume / Rtg	Fall 98	Spg 98	12+ TSA AQH / Cume	
1	WDBR-F	32 / 13.6	12.2	13.8	10.4	13.4	487 / 29.1	27.1	28.9	52 / 832	WDBR-F
2	WQLZ-F	28 / 11.9	9.3	10.4	9.3	10.4	366 / 21.9	22.1	20.5	50 / 579	WQLZ-F
3	WNNS-F	22 / 9.4	9.3	10.4	9.3	10.1	338 / 20.2	21.7	18.3	34 / 551	WNNS-F
4	WMAY	19 / 8.1	6.8	6.5	6.3	5.6	234 / 14.0	15.7	16.0	21 / 293	WMAY
5	WTAX	18 / 7.7	8.3	8.5	7.1	8.6	249 / 14.9	21.4	23.1	18 / 286	WTAX
5	WFMB-F	18 / 7.7	7.6	8.5	11.5	8.9	273 / 16.3	17.8	17.6	36 / 572	WFMB-F
7	WYMG-F	AOR/CL	14 / 6.0	6.8	6.2	7.4	281 / 16.8	21.1	18.4	24 / 479	WYMG-F
8	WQQL-F	O	13 / 5.5	9.7	6.2	7.8	306 / 18.3	20.8	20.2	26 / 549	WQQL-F
9	WYXY-F	C	12 / 5.1	7.6	5.8	5.9	156 / 9.3	15.8	12.7	28 / 392	WYXY-F
10	WCVS-F	CL AOR	8 / 3.4	2.5	5.0	1.5	205 / 12.3	10.0	14.8	9 / 240	WCVS-F

12+ FM Share (Metro): 76.00% (152 of 200) (Spring 98: 77.53%)

18-34	18-49	25-54	35+	Wom 25-54	Men 25-54	12+ AMD	12+ Mid	12+ PMD	12+ Eve	12+ Wknd
1 WQLZ-F	1 WDBR-F <	1 WQLZ-F <	1 WNNS-F	1 WNNS-F	1 WQLZ-F >	1 WDBR-F	1 WDBR-F <	1 WQLZ-F <	1 WDBR-F	1 WDBR-F
1 WDBR-F >>>	2 WQLZ-F >	2 WDBR-F <	1 WMAY	2 WDBR-F >	2 WYMG-F	2 WTAX <	2 WQLZ-F	2 WDBR-F	2 WQLZ-F >>	2 WQLZ-F
3 WYXY-F	3 WNNS-F	3 WNNS-F	3 WFMB-F	3 WQLZ-F	3 WCVS-F	3 WQLZ-F	3 WNNS-F <	3 WNNS-F <	3 WTAX	3 WMAY <
3 WYMG-F	4 WYXY-F	4 WYMG-F	3 WTAX >	4 WFMB-F	3 WYXY-F	3 WNNS-F <	4 WFMB-F	4 WMAY	4 WMAY	4 WFMB-F
	4 WYMG-F	5 WYXY-F	5 WQQL-F	5 WYXY-F	5 WDBR-F	5 WMAY	5 WTAX	4 WFMB-F	4 WNNS-F	5 WQQL-F
	6 WFMB-F	6 WFMB-F	6 WYMG-F	5 WYMG-F	5 WMAY	6 WFMB-F	6 WYMG-F <	6 WYMG-F	6 WCVS-F	5 WNNS-F <
		6 WQQL-F		5 WQQL-F >>	5 WQQL-F	7 WYMG-F <	7 WMAY		6 WFMB-F	7 WTAX

Other Rated Stations				Metro Share	Cume Rating	TSA AQH Cume	Other Rated Stations--Outside Market				Metro Share	Cume Rating	TSA AQH Cume
WFMB	SPRTS	1450	Springfield	1.7	6.5	4 162	KMOX	T/FS	1120	Saint Louis	1.3	6.0	19 314
WLUJ-F	REL	97.7	Petersburg	1.3	3.1	4 95	KSLZ-F	CHR	107.7	Saint Louis	0.4	1.9	7 122
							WLS	T	890	Chicago	1.7	2.0	6 97
							WSOY-F	AC/CHR	102.9	Decatur	0.4	3.5	14 310

AM Stations

WFMB	1450	1 kw	Sports	ABC, 1-on-1, ESPN	Christal	AMFM
WMAY	970	1 kw/0.5 kw (DA-2)	Talk	CNN, ABC	Eastman	Mid-West Family
WTAX	1240	1 kw	Full Service/Talk	CBS, Westwd, ABC	Christal	Saga

FM Stations

WCVS	96.7	6 kw @ 328	Classic AOR		Christal	AMFM	Virden
WDBR	103.7	20 kw @ 768	CHR		Katz	Saga	
WFMB	104.5	43 kw @ 430	Country	ABC	Christal	AMFM	
WNNS	98.7	50 kw @ 500	AC		D&R	Mid-West Family	
WQLZ	92.7	11.5 kw @ 482	AOR	ABC	Eastman	Mid-West Family	Taylorville
WQQL	101.9	50 kw @ 300	Oldies		Katz	Saga	
WYMG	100.5	40 kw @ 492	AOR/Classic AOR		Katz	Saga	Jacksonville
WYXY	93.9	15 kw @ 430	Country		Christal	Saga	Lincoln

Notes:

STAMFORD-NORWALK, CT

Arbitron Rank: 138 **Pop (12+):** 280,700 **Stations:** 40 / 6 **% Below Line:** 71.7
Market TSL in Hours: 19.75 **Diaries:** 637/441:1/46.4% **% Not Listed:** 11.9
Average Persons Rating: 15.3 **Sample Target:** 620 **Total Retail Sales:** \$5.47 Bil.

12+ Metro	Format	Spring 99 1/4 Share	Fall 98	Spg 98	Fall 97	Spg 97	12+ Metro Cume / Rtg	Fall 98	Spg 98	12+ TSA AQH / Cume		
1	WEBE-F	AC	28 / 6.5	5.7	7.5	5.8	6.7	603 / 21.5	16.3	14.9	28 / 603	WEBE-F
2	WXRK-F	T/NR	26 / 6.0	4.5	4.2	4.8	3.3	373 / 13.3	14.9	13.7	26 / 373	WXRK-F
3	WHTZ-F	CHR	24 / 5.6	5.5	5.9	5.3	4.2	634 / 22.6	16.7	19.0	24 / 634	WHTZ-F
4	WFAN	SPRTS	23 / 5.3	4.5	6.1	6.0	5.0	445 / 15.9	15.7	16.4	23 / 445	WFAN
4	WCBS	N	23 / 5.3	7.1	5.2	6.9	6.9	542 / 19.3	23.9	19.4	23 / 542	WCBS
6	WQHT-F	U/CHR	20 / 4.6	4.5	3.5	4.8	3.3	244 / 8.7	9.5	7.3	20 / 244	WQHT-F
7	WEZN-F	SAC	17 / 4.0	4.8	4.9	4.8	3.8	405 / 14.4	13.1	13.1	17 / 405	WEZN-F
8	WABC	T	15 / 3.5	3.8	4.0	3.0	3.6	222 / 7.9	9.0	9.4	15 / 222	WABC
9	WQXR-F	CL	13 / 3.0	6.0	2.8	1.6	3.1	220 / 7.8	11.7	6.2	13 / 220	WQXR-F
9	WOR	T	13 / 3.0	2.9	2.1	3.2	1.5	189 / 6.7	7.3	5.8	13 / 189	WOR
9	WCBS-F	O	13 / 3.0	1.0	1.4	1.4	2.1	187 / 6.7	5.4	5.8	13 / 187	WCBS-F
12	WQCD-F	J	12 / 2.8	2.6	2.3	3.2	2.7	205 / 7.3	6.9	7.8	12 / 205	WQCD-F
12	WKHL-F	O	12 / 2.8	3.3	3.7	4.1	4.8	305 / 10.8	11.0	9.6	12 / 305	WKHL-F
14	WSTC	N/T	11 / 2.6	1.9	2.3	1.4	2.7	177 / 6.3	4.1	7.2	11 / 177	WSTC

12+ FM Share (Metro): 70.29% (265 of 377) (Spring 98: 68.97%)

18-34	18-49	25-54	35+	Wom 25-54	Men 25-54	12+ AMD	12+ Mid	12+ PMD	12+ Eve	12+ Wknd
1 WXRK-F	1 WXRK-F	1 WEBE-F <	1 WEBE-F <	1 WEBE-F	1 WXRK-F >	1 WXRK-F >	1 WEBE-F	1 WEBE-F <	1 WQHT-F	1 WEBE-F >
1 WQHT-F	2 WHTZ-F <	2 WXRK-F >	2 WCBS	2 WEZN-F	2 WFAN >	2 WCBS <	2 WABC <	2 WQHT-F	1 WHTZ-F	2 WFAN <
1 WHTZ-F >>	3 WEBE-F <	3 WEZN-F	3 WFAN	3 WHTZ-F	3 WNEW-F	3 WHTZ-F	3 WXRK-F	3 WCBS <	3 WFAN >	3 WHTZ-F
4 WEBE-F	4 WQHT-F >	3 WCBS	4 WABC <	4 WKHL-F	3 WEBE-F	4 WFAN <	3 WEZN-F	4 WEZN-F <	4 WEBE-F	3 WCBS
4 WFAN	5 WEZN-F	3 WHTZ-F <	5 WEZN-F <	5 WCBS	3 WCBS	5 WEBE-F	5 WQHT-F	5 WFAN	5 WQCD-F	5 WQHT-F <
6 WCBS-F	6 WCBS	6 WFAN	6 WQXR-F	5 WCBS-F	6 WQCD-F	6 WSTC	6 WQXR-F	5 WHTZ-F <	5 WBLN-F	6 WQCD-F
6 WLUR-F	6 WFAN	6 WQCD-F	6 WOR	5 WPLJ-F	7 WQHT-F	7 WOR >	7 WQCD-F	7 WABC	5 WCBS-F	6 WABC
6 WQCD-F	6 WQCD-F			5 WRKS-F		8 WEZN-F	7 WFAN <	8 WCBS	6 WCBS-F	6 WCBS-F
6 WKTU-F										

Other Rated Stations				Metro Share	Cume Rating	TSA AQH	Cume	Other Rated Stations—Outside Market				Metro Share	Cume Rating	TSA AQH	Cume
WEFX-F	AOR	95.9	Norwalk	1.4	7.9	6	220	WAXQ-F	CL AOR	104.3	New York	1.2	5.7	5	159
WGCH	T	1490	Greenwich	1.9	2.6	8	73	WBRR	BIZ	1130	New York	0.5	3.1	2	88
WNLK	N/T	1350	Norwalk	1.2	3.6	5	100	WBLI-F	AC/CHR	106.1	Patchogue, NY	0.7	5.5	3	153
								WBLS-F	B/AC	107.5	New York	1.6	6.6	7	187
								WHLI	ST	1100	Hempstead, NY	0.7	1.9	3	54
								WICC	FS	600	Bridgeport	1.6	3.1	7	87
								WINS	N	1010	New York	0.9	5.9	4	166
								WKCI-F	CHR	101.3	Hamden, CT	0.2	2.2	1	61
								WKTU-F	CHR/U	103.5	Lake Success, NY	1.6	8.4	7	236
								WLIR-F	AOR-NR	92.7	Garden City, NY	0.9	4.8	4	135
								WLTW-F	SAC	106.7	New York	1.4	5.0	6	141
								WMJC-F	C	94.3	Smithtown, NY	0.7	2.8	3	78
								WNEW-F	AOR	102.7	New York	1.9	7.1	8	199
								WPAT-F	SP	93.1	Paterson, NJ	2.1	3.3	9	91
								WPLJ-F	CHR/AC	95.5	New York	2.1	10.1	9	284
								WPLR-F	AOR	99.1	New Haven	0.5	2.6	2	72
								WRKS-F	B/AC	98.7	New York	1.9	5.8	8	162
								WRTN-F	ST	93.5	New Rochelle, NY	0.5	1.6	2	44
								WSKQ-F	SP-TP	97.9	New York	1.6	3.9	7	109
								WTJM-F	B/O	105.1	New York	1.6	6.5	7	183
								WYNY-F	C	107.1	Briarcliff Manor, NY	1.4	4.1	6	116

AM Stations

WSTC 1400 0.78 kw News/Talk ABC, Westwd Sentry Cox, pend. Stamford

FM Stations

WEBE 107.9 50 kw @ 384 AC Christal Aurora (pend.) Westport
 WEFX 95.9 3 kw @ 298 AOR Sentry Cox, pend. Norwalk
 WKHL 96.7 3 kw @ 328 Oldies Sentry Cox, pend. Stamford

Notes: Other ranked stations -- See New York or Bridgeport in the Spring 1999 American Radio... The market's Metro and Total survey areas are the same... 4/99 WEBE-F sold by ML Media Partners/Fairfield Broadcasting to Aurora Communications (with WICC, Bridgeport) for \$66,000,000 (CEA)... 8/99 AMFM traded WNLK, WSTC, WEFX-F and WKHL-F (plus eight stations in other markets) to Cox Radio for KFI/KOST-F Los Angeles

STATE COLLEGE, PA

Arbitron Rank: 238 Pop (12+): 116,600
 Market TSL in Hours: 17.50
 Average Persons Rating: 13.0

Stations: 14 / 9
 Diaries: 440/265:1/58.1%
 Sample Target: 450

% Below Line: 20.4
 % Not Listed: 23.7
 Total Retail Sales: \$1.1 Bil.

12+ Metro	Format	Spring 99 1/4 Share	Fall 98	Spg 98	Fall 97	Spg 97	12+ Metro Cume / Rtg	Fall 98	Spg 98	12+ TSA AQH / Cume	
1	WBHV-F	CHR/AC	22 / 14.5	9.6	10.0	10.9	376 / 32.2	24.3	27.4	24 / 425	WBHV-F
2	WZWW-F	AC	21 / 13.8	12.2	14.1	19.8	299 / 25.7	25.3	28.7	25 / 396	WZWW-F
3	WFGY-F	C	15 / 9.9	11.6	12.3	14.1	249 / 21.4	19.6	23.6	50 / 716	WFGY-F
4	WQWK-F	AOR	14 / 9.2	8.4	9.4	9.6	179 / 15.3	17.6	20.5	15 / 208	WQWK-F
5	WNCL-F	O	10 / 6.6	0.6	1.2	1.3	148 / 12.7	3.9	5.3	24 / 217	WNCL-F
5	WGMR-F	AOR-NR	10 / 6.6	7.7	8.2	5.8	242 / 20.8	25.2	24.5	17 / 402	WGMR-F
7	WBUS-F	CL HITS	9 / 5.9	10.3	8.8		192 / 16.5	13.2	17.4	16 / 286	WBUS-F
8	WRSC-AA	FS	5 / 3.3	6.4	4.7	8.3	126 / 10.8	18.5	15.3	5 / 135	WRSC-AA

12+ FM Share (Metro): 93.10% (108 of 116) (Spring 98: 86.26%)

18-34	18-49	25-54	35+	Wom 25-54	Men 25-54	12+ AMD	12+ Mid	12+ PMD	12+ Eve	12+ Wknd
1 WQWK-F	1 WBHV-F	1 WZWW-F	1 WZWW-F >	1 WZWW-F >>	1 WNCL-F	1 WZWW-F	1 WBHV-F <	1 WBHV-F	1 WBHV-F	1 WBHV-F
1 WBHV-F >	2 WZWW-F <	2 WBHV-F >	2 WFGY-F	2 WBHV-F >>	1 WBHV-F	2 WBHV-F <	2 WZWW-F >	2 WZWW-F	2 WFGY-F	2 WZWW-F >
3 WGMR-F >	3 WQWK-F >	3 WNCL-F >	3 WNCL-F >	3 WFGY-F	3 WZWW-F	3 WFGY-F >	3 WFGY-F <	3 WQWK-F	2 WZWW-F	3 WFGY-F
4 WZWW-F	4 WGMR-F	4 WFGY-F	4 WBHV-F >	3 WNCL-F	3 WQWK-F	4 WQWK-F <	4 WQWK-F <	4 WFGY-F	2 WQWK-F	3 WQWK-F
4 WBUS-F	5 WBUS-F	4 WQWK-F	5 WBUS-F	3 WBUS-F >>	5 WGMR-F >	5 WNCL-F <	5 WBUS-F	5 WGMR-F	5 WGMR-F	5 WNCL-F
	6 WFGY-F	4 WBUS-F	5 WRSC-AA >		6 WFGY-F	6 WGMR-F	6 WGMR-F	5 WBUS-F	6 WNCL-F >	6 WGMR-F >>
					6 WBUS-F >	6 WBUS-F	6 WNCL-F >	7 WNCL-F >		

Other Rated Stations				Metro Share	Cume Rating	TSA AQH Cume	Other Rated Stations--Outside Market				Metro Share	Cume Rating	TSA AQH Cume
WMAJ	T	1450	State College	2.0	5.8	3 73	WALY-F	O	103.9	Bellwood	0.7	2.7	4 120
WUBZ-F	AOR-NR	105.9	Phillipsburg	0.7	2.9	2 69	WFGI-F	C	94.5	State College	2.6	4.2	4 63
							WPRR-F	CHR	100.1	Altoona	0.7	4.3	2 114

AM Stations

WBLF	970	1 kw/0.074 kw	Simul. WRSC							Bellefonte
WMAJ	1450	1 kw	Talk			CBS, SRN, Talknt	Christal			Burbach
WRSC	1390	2 kw/1 kw (DA-N)	Full Service			ABC, ESPN, 1/1	Mc-Guild			Marathon

FM Stations

WBHV	103.1	3 kw @ -55	CHR/AC				Christal			Burbach
WBUS	93.7	0.33 kw @ 1361	Classic Hits			Source	—			Boalsburg
WNCL	107.9	0.45 kw @ 1175	Oldies				Mc-Guild			Marathon
WQWK	97.1	2 kw @ 403	AOR				Mc-Guild			Marathon
WZWW	95.3	0.794 kw @ 636	AC			Westwd, CNN, CBS	Allied			Talleyrand
										Bellefonte

Notes: Other ranked stations - See Altoona in the Spring 1999 American Radio . . . 6/99 WBUS-F sold for \$25,000

SUSSEX, NJ

Arbitron Rank: 234	Pop (12+): 118,500	Stations: 29 / 3	% Below Line: 61.1
Market TSL in Hours: 19.50	Diaries: 349/340:1/57.5%	% Not Listed: 15.3	
Average Persons Rating: 14.9	Sample Target: 350	Total Retail Sales: \$1.54 Bil.	

12+ Metro	Format	Spring 99 1/4 Share	Fall 98	Spg 98	Fall 97	Spg 97	12+ Metro Cume / Rtg	Fall 98	Spg 98	12+ TSA AQH / Cume	
1 WSUS-F	AC	21 / 11.9	13.2	10.6		14.5	402 / 34.0	38.0	32.9	22 / 438	WSUS-F
2 WNNJ-F	CL HITS	17 / 9.6	10.6	10.6		13.0	285 / 24.1	32.3	27.1	23 / 386	WNNJ-F
3 WHCY-F	C	15 / 8.5	7.9	5.6		4.5	145 / 12.2	17.1	14.1	16 / 162	WHCY-F
4 WPLJ-F	CHR/VAC	10 / 5.7	5.3	6.1		4.0	184 / 15.6	15.8	18.6	10 / 190	WPLJ-F
5 WABC	T	9 / 5.1	4.8	6.7		8.5	175 / 14.7	13.9	17.0	11 / 218	WABC
6 WXRK-F	T/NR	8 / 4.5	5.8	6.1		4.5	181 / 15.3	14.2	17.0	9 / 197	WXRK-F
7 WLTW-F	SAC	7 / 4.0	3.2	3.3		3.5	111 / 9.3	11.6	11.9	7 / 118	WLTW-F
8 WDHA-F	AOR	6 / 3.4	4.2	2.2		2.5	133 / 11.2	13.2	9.4	7 / 140	WDHA-F
9 WCBS-F	O	5 / 2.8	3.7	5.0		3.0	110 / 9.3	8.9	11.6	6 / 126	WCBS-F

12+ FM Share (Metro): 84.67% (127 of 150) (Spring 98: 83.77%)

18-34	18-49	25-54	35+	Wom 25-54	Men 25-54	12+ AMD	12+ Mid	12+ PMD	12+ Eve	12+ Wknd
1 WPLJ-F	1 WNNJ-F <	1 WSUS-F	1 WSUS-F	1 WSUS-F >	1 WNNJ-F >	1 WSUS-F >	1 WNNJ-F	1 WSUS-F <	1 WSUS-F	1 WHCY-F
1 WNNJ-F	2 WSUS-F >	1 WNNJ-F >	2 WHCY-F	2 WNNJ-F	2 WSUS-F	2 WXRK-F <	2 WSUS-F	2 WNNJ-F	2 WNNJ-F	1 WSUS-F <
3 WSUS-F	3 WPLJ-F	3 WHCY-F	3 WNNJ-F >	3 WHCY-F	3 WABC	3 WNNJ-F <	3 WHCY-F	3 WHCY-F	3 WHTZ-F	3 WNNJ-F >
4 WXRK-F	4 WXRK-F	3 WPLJ-F	4 WABC >	3 WPLJ-F >	3 WDHA-F	4 WHCY-F	4 WPLJ-F	4 WPLJ-F	4 WXRK-F	4 WCBS-F
5 WDHA-F	4 WHCY-F	5 WABC	5 WCBS-F	5 WLTW-F >	3 WXRK-F	5 WPLJ-F <	5 WABC <	5 WABC	4 WABC >	5 WODE-F
5 WLTW-F	6 WDHA-F	6 WLTW-F	6 WLTW-F		6 WAXQ-F	6 WDHA-F	6 WLTW-F	6 WNEW-F		
5 WKTU-F	6 WLTW-F	6 WDHA-F	6 WPLJ-F		6 WPLJ-F	7 WABC >	7 WDHA-F	7 WLTW-F		
5 WHCY-F >		6 WXRK-F	6 WNNJ		6 WHCY-F			7 WXRK-F		

Other Rated Stations				Metro Share	Cume Rating	TSA AQH	Cume	Other Rated Stations--Outside Market				Metro Share	Cume Rating	TSA AQH	Cume
WNNJ	ST	1360	Newton	2.3	3.4	5	56	WAXQ-F	CL AOR	104.3	New York	1.7	7.5	3	93
								WCBS	N	880	New York	1.7	5.9	4	93
								WFAN	SPRTS	660	New York	1.7	7.3	9	118
								WHTZ-F	CHR	100.3	Newark	2.3	12.2	6	166
								WINS	N	1010	New York	0.6	3.5	1	45
								WKRF-F	CHR	107.9	Tobyhanna, PA	0.6	2.4	1	47
								WKTU-F	CHR/U	103.5	Lake Success, NY	2.3	5.3	4	63
								WKXW-F	T	101.5	Trenton	1.1	4.6	2	55
								WNEW-F	CL AOR	102.7	New York	1.7	10.3	3	122
								WODE-F	O	99.9	Easton, PA	2.3	5.2	4	82
								WOR	T	710	New York	1.7	4.3	3	57
								WPDH-F	CL AOR	101.5	Poughkeepsie, NY	1.1	5.7	3	99
								WQHT-F	U/CHR	97.1	New York	1.7	5.5	3	82
								WRRV-F	AOR-NR	92.7	Middletown, NY	1.7	6.9	3	92
								WSPK-F	CHR	104.7	Poughkeepsie, NY	1.1	4.3	5	95
								WTJM-F	B/O	105.1	New York	1.1	3.5	2	44
								WTSX-F	AC/CHR	96.7	Port Jervis, NY	1.1	4.3	8	146
								WYYY-F	C	107.1	Belvidere, NJ	1.7	3.6	3	42

FM Stations

WNNJ	103.7	2.3 kw @ 892	Classic Hits	---	Nassau	Newton
WSUS	102.3	0.59 kw @ 745	AC	Westwd	Nassau	Franklin

Notes: Other ranked stations -- See Morristown, NJ or in the Spring 1999 American Radio, Allentown-Bethlehem, New York or Wilkes Barre-Scranton

TEXARKANA, TX-AR

Arbitron Rank: 243 Pop (12+): 105,400
 Market TSL in Hours: 17.00
 Average Persons Rating: 12.6

Stations: 17 / 12
 Diaries: 318/331:1/52.5%
 Sample Target: 310

% Below Line: 10.6
 % Not Listed: 12.8
 Total Retail Sales: \$1.35 Bil.

12+ Metro	Format	Spring 99 1/4 Share	Fall 98	Spq 98	Fall 97	Spq 97	12+ Metro Cume / Rtg	Fall 98	Spq 98	12+ TSA AQH / Cume		
1	KKYR-F	C	30 / 22.6	20.8	13.9	20.6	17.2	343 / 32.6	36.3	29.5	45 / 531	KKYR-F
2	KTOY-F	B	18 / 13.6	7.1	12.0	6.9	12.9	170 / 16.1	15.5	19.8	18 / 184	KTOY-F
3	KPWW-F	CHR	11 / 8.3	11.0	12.0	4.1	4.3	280 / 26.6	25.9	22.3	24 / 432	KPWW-F
3	KEWL-F	O	11 / 8.3	8.4	7.6	7.6	7.9	217 / 20.6	16.7	12.9	20 / 345	KEWL-F
5	KHSP-F	REL-CC	8 / 6.0	3.2	3.8	4.1	5.0	94 / 8.9	6.2	7.0	9 / 119	KHSP-F
6	KPYN-F	G	7 / 5.3	4.5	3.8	3.4	4.3	118 / 11.2	9.4	7.4	17 / 236	KPYN-F
7	KZRB-F	B	5 / 3.8	5.8	8.8	5.5	7.9	102 / 9.7	15.7	14.4	10 / 247	KZRB-F

12+ FM Share (Metro): 99.14% (115 of 116) (Spring 98: 95.56%)

18-34	18-49	25-54	35+	Wom 25-54	Men 25-54	12+ AMD	12+ Mid	12+ PMD	12+ Eve	12+ Wknd
1 KKYR-F>	1 KKYR-F>	1 KKYR-F	1 KKYR-F>>	1 KTOY-F>	1 KKYR-F>	1 KKYR-F>	1 KKYR-F>>>	1 KKYR-F>>	1 KKYR-F	1 KKYR-F<
2 KTOY-F	2 KTOY-F>	2 KTOY-F>	2 KTOY-F>	2 KKYR-F>	2 KTOY-F>	2 KTOY-F	2 KTOY-F>	2 KEWL-F	2 KPWW-F	2 KTOY-F>
3 KPWW-F>	3 KEWL-F	3 KEWL-F	3 KEWL-F	3 KHSP-F	3 KEWL-F>>	3 KEWL-F	3 KEWL-F	3 KTOY-F	3 KTOY-F>	3 KPWW-F
	3 KPWW-F	3 KHSP-F	4 KHSP-F	3 KPWW-F>		4 KPYN-F<	3 KPYN-F	3 KPWW-F	4 KEWL-F	4 KEWL-F
	5 KHSP-F	5 KPWW-F>	4 KPYN-F>			5 KPWW-F>	5 KPWW-F	5 KHSP-F>	4 KZRB-F	4 KHSP-F
							5 KHSP-F		4 KZRB-F	4 KZRB-F>

Other Rated Stations				Metro Share	Cume Rating	TSA AQH	Cume	Other Rated Stations--Outside Market				Metro Share	Cume Rating	TSA AQH	Cume
KKYR	C	790	Texarkana, AR	0.8	2.0	1	21	KITT-F	C	93.7	Shreveport	1.5	3.4	4	69
KTWN-F	CHR	107.1	Texarkana, AR	2.3	10.1	4	132	KMJJ-F	B	99.7	Shreveport	1.5	5.7	2	90
KXAR-F	B	101.7	Hope, AR	3.0	11.7	18	252	KRMD-F	C	101.1	Shreveport	1.5	4.2	8	137
KYGL-F	CL AOR	106.3	Texarkana, AR	3.0	12.0	17	279	KRUF-F	CHR	94.5	Shreveport	3.0	14.8	17	359
								KTAL-F	AOR	98.1	Texarkana, TX	3.0	10.4	11	266

FM Stations

Station	Rating	Power	Frequency	Format	City
KEWL	95.1	25 kw @ 325		Oldies	USA
KHSP	103.9	5.1 kw @ 355		Contemp. Christian	USA
KKYR	102.5	100 kw @ 459		Country	Sentry
KPWW	95.9	11.3 kw @ 485		CHR	Sentry
KPYN	100.1	50 kw @ 492		Southern Gospel	Riley
KTOY	104.7	3 kw @ 328		Black	ABC
KZRB	103.5	50 kw @ 492		Black	---

Notes: 6/99 KALT (900; Atlanta, TX) and KPYN-F sold for \$1,000,000 (Media Svcs) . . . 7/99 KXAR-AF (Hope, AR) sold to Sudbury for \$843,000

TRENTON, NJ

Arbitron Rank: 139	Pop (12+): 280,500	Stations: 32 / 6	% Below Line: 49.4
Market TSL in Hours: 18.00		Diaries: 588/477:1/45.6%	% Not Listed: 18.5
Average Persons Rating: 13.5		Sample Target: 620	Total Retail Sales: \$3.1 Bil.

12+ Metro	Format	Spring 99 1/4 Share	Fall 98	Spg 98	Fall 97	Spg 97	12+ Metro Cume / Rtg	Fall 98	Spg 98	12+ TSA AQH / Cume	
1	WPST-F	CHR	40 / 10.6	6.6	6.6	8.1	784 / 28.0	21.8	21.4	123 / 2944	WPST-F
2	WKXW-F	T	33 / 8.7	5.9	6.0	8.1	575 / 20.5	19.1	19.3	101 / 2153	WKXW-F
3	WNJO-F	O	23 / 6.1	5.9	7.0	0.5	413 / 14.7	12.6	14.9	67 / 1204	WNJO-F
4	WYSP-F	T/CL AOR	18 / 4.8	4.3	3.8	5.2	376 / 13.4	12.6	13.1	138 / 2219	WYSP-F
5	WDAS-F	B/AC	17 / 4.6	5.9	5.3	4.0	240 / 8.6	8.5	8.7	42 / 627	WDAS-F
6	WMMR-F	AOR	13 / 3.4	3.1	3.4	2.6	315 / 11.2	9.8	10.1	78 / 1712	WMMR-F
6	WJJZ-F	J	13 / 3.4	4.3	2.3	4.3	249 / 8.9	9.4	8.4	62 / 1051	WJJZ-F
8	WXTU-F	C	12 / 3.2	3.8	3.6	4.0	208 / 7.4	7.8	8.6	81 / 1110	WXTU-F
8	WBUD	O	12 / 3.2	4.0	4.9	3.3	202 / 7.2	6.4	7.9	14 / 259	WBUD
10	WUSL-F	B	11 / 2.9	3.6	5.7	4.7	245 / 8.7	11.3	13.8	55 / 1032	WUSL-F
11	WOGL-F	O	10 / 2.6	2.4	3.8	3.1	188 / 6.7	6.6	9.6	58 / 1388	WOGL-F
11	WIMG	B/G	10 / 2.6	4.0	2.8	2.1	113 / 4.0	6.0	4.5	10 / 134	WIMG
13	WWDB-F	T	9 / 2.4	1.7	0.9	2.4	138 / 4.9	3.9	3.0	58 / 965	WWDB-F
14	WPHI-F	B	8 / 2.1	2.4	1.3	3.1	186 / 6.6	6.6	5.9	41 / 834	WPHI-F

12+ FM Share (Metro): 83.12% (256 of 308) (Spring 98: 77.95%)

18-34	18-49	25-54	35+	Wom 25-54	Men 25-54	12+ AMD	12+ Mid	12+ PMD	12+ Eve	12+ Wknd
1 WPST-F	1 WPST-F >	1 WPST-F	1 WKXW-F <	1 WPST-F >	1 WYSP-F	1 WKXW-F <	1 WPST-F	1 WPST-F	1 WKXW-F	1 WPST-F >
2 WYSP-F >	2 WYSP-F	2 WNJO-F <	2 WNJO-F	2 WNJO-F <	2 WKXW-F	2 WPST-F	2 WNJO-F	2 WKXW-F >	1 WPST-F >	2 WKXW-F >
3 WMMR-F	2 WKXW-F	3 WKXW-F	3 WPST-F >	3 WKXW-F	2 WNJO-F	3 WYSP-F >	3 WKXW-F >	3 WNJO-F >	3 WDAS-F	3 WNJO-F <
4 WKXW-F	4 WNJO-F	4 WDAS-F	4 WDAS-F	4 WDAS-F >>	4 WPST-F	4 WNJO-F	4 WMMR-F <	4 WJJZ-F	4 WUSL-F	4 WUSL-F
4 WIOQ-F	5 WDAS-F <	5 WYSP-F	5 WBUD	5 WXTU-F	4 WMMR-F	5 WDAS-F	5 WDAS-F <	5 WPHI-F	5 WWDB-F	4 WDAS-F <
4 WUSL-F	6 WMMR-F >	6 WMMR-F	5 WJJZ-F	7 WXTU-F	6 WDAS-F >	6 WBUD <	6 WOGL-F	6 WXTU-F	6 WNJO-F	6 WBUD <
	7 WUSL-F	7 WJJZ-F	7 WXTU-F	7 WOGL-F >	7 WJJZ-F	7 WXRK-F	6 WXTU-F	6 WDAS-F	7 WJJZ-F	7 WYSP-F
							6 WYSP-F <	6 WMMR-F <	7 WPHI-F	7 WJJZ-F
										7 WMMR-F

Other Rated Stations	Metro Share	Cume Rating	TSA AQH Cume
WHWH BIZ N 1350 Princeton	0.8	2.9	3 82

Other Rated Stations--Outside Market	Metro Share	Cume Rating	TSA AQH Cume
WABC T 770 New York	0.5	2.9	24 500
WAWZ-F REL 99.1 Zarephath	0.5	1.6	13 220
WBEB-F AC 101.1 Philadelphia	1.1	2.6	116 1608
WCBS N 880 New York	1.9	6.0	28 672
WFAN SPRTS 660 New York	1.3	4.1	30 679
WIOQ-F CHR 102.1 Philadelphia	1.9	9.3	72 1883
WLTW-F SAC 106.7 New York	1.1	3.7	28 623
WMGK-F CL HITS 102.9 Philadelphia	1.6	5.6	75 1455
WMGQ-F AC 98.3 New Brunswick	0.8	1.8	34 428
WNEW-F AOR 102.7 New York	0.5	2.9	10 327
WOR T 710 New York	1.9	3.2	38 543
WPLJ-F CHR 95.5 New York	0.8	3.4	23 611
WQHT-F U/CHR 97.1 New York	0.5	4.2	20 465
WWJZ ST 640 Mount Holly	1.6	2.7	23 277
WXRK-F T/NR 92.3 New York	1.6	6.0	39 676
WXXM-F AC-NR 95.7 Philadelphia	1.1	5.0	32 972
WYXR-F AC/CHR 104.5 Philadelphia	1.6	6.8	59 1193

AM Stations

WBUD 1260 5 kw/2.5 kw (DA-2)	Oldies	Christal Press
WIMG 1300 5 kw/1 kw (DA-2)	Black Gospel	Westwd Williams

FM Stations

WKXW 101.5 19 kw @ 804	Talk	Christal Press
WNJO 94.5 50 kw @ 492	Oldies	Katz Nassau
WPST 97.5 50 kw @ 430	CHR	Katz Nassau

Notes: Other ranked stations -- See Philadelphia in the Spring 1999 American Radio . . . 5/99 WIMG sold by John Morris to Louise Morris for \$1

TRI-CITIES, WA (Richland-Kennewick-Pasco)

Arbitron Rank: 207	Pop (12+): 143,800	Stations: 18 / 14	% Below Line: 10.5
Market TSL in Hours: 19.25		Diaries: 519/277:1/50.8%	% Not Listed: 15.3
Average Persons Rating: 14.5		Sample Target: 520	Total Retail Sales: \$1.65 Bil.

12+ Metro	Format	Spring 99 1/4 Share	Fall 98	Spg 98	Fall 97	Spg 97	12+ Metro Cume / Rtg	Fall 98	Spg 98	12+ TSA AQH / Cume	
1	KONA	FS	19 / 9.1	7.0	7.1	8.5	281 / 19.6	19.8	18.1	21 / 353	KONA
2	KUJ-F	CHR	18 / 8.6	7.0	5.3	3.3	306 / 21.3	18.5	20.0	38 / 555	KUJ-F
3	KEYW-F	AC/CHR	16 / 7.7	7.4	8.8	6.2	289 / 20.1	23.8	24.8	22 / 324	KEYW-F
4	KORD-F	C	15 / 7.2	8.3	5.3	7.6	242 / 16.8	17.0	12.3	23 / 429	KORD-F
4	KEGX-F	CL AOR	15 / 7.2	8.8	4.9	5.2	224 / 15.6	15.9	13.0	39 / 497	KEGX-F
6	KONA-F	SAC	14 / 6.7	7.0	7.9	7.6	215 / 14.9	16.4	15.3	20 / 353	KONA-F
7	KNLT-F	O	13 / 6.2	6.5	5.3	2.8	224 / 15.6	19.2	11.6	22 / 375	KNLT-F
7	KIOK-F	C	13 / 6.2	4.6	7.9	5.7	174 / 12.1	14.6	14.1	28 / 337	KIOK-F
9	KXRX-F	AOR	12 / 5.7	8.3	7.1	8.5	175 / 12.1	16.1	12.9	22 / 322	KXRX-F
10	KZHR-F	SP	9 / 4.3	3.2	5.7	6.2	90 / 6.3	7.3	6.8	9 / 100	KZHR-F
11	KALE	ST	8 / 3.8	4.6	3.5	2.8	114 / 7.9	8.1	6.7	9 / 131	KALE
12	KTCR	T	7 / 3.4	2.8	3.1	4.7	82 / 5.7	6.7	8.0	8 / 99	KTCR

12+ FM Share (Metro): 77.40% (137 of 177) (Spring 98: 78.84%)

18-34	18-49	25-54	35+	Wom 25-54	Men 25-54	12+ AMD	12+ Mid	12+ PMD	12+ Eve	12+ Wknd
1 KUJ-F	1 KEGX-F	1 KEGX-F	1 KONA	1 KEYW-F	1 KEGX-F >>	1 KONA	1 KONA	1 KUJ-F	1 KUJ-F >	1 KONA-F <
2 KXRX-F	2 KEYW-F <	2 KEYW-F	2 KORD-F	2 KIOK-F	2 KNLT-F	2 KEYW-F <	2 KEGX-F <	2 KORD-F <	2 KFLD	2 KUJ-F
3 KZHR-F	3 KUJ-F	2 KNLT-F	3 KEGX-F	3 KNLT-F	2 KXRX-F	3 KEGX-F <	3 KEYW-F <	3 KEGX-F	3 KEGX-F	3 KIOK-F
4 KEGX-F	3 KXRX-F	4 KIOK-F	3 KIOK-F	4 KONA	4 KONA	4 KORD-F	4 KORD-F	4 KNLT-F <	3 KEYW-F	3 KNLT-F
4 KEYW-F	3 KIOK-F	5 KONA	3 KNLT-F	5 KORD-F	5 KORD-F	4 KIOK-F	5 KONA-F	5 KONA <	3 KONA	5 KONA <
6 KTWY-F	3 KNLT-F	6 KORD-F	3 KONA-F	5 KEGX-F	5 KFLD	6 KONA-F <	5 KXRX-F	6 KEYW-F	6 KZHR-F	6 KORD-F
	7 KZHR-F	6 KONA-F	7 KALE	5 KONA-F	5 KIOK-F	7 KXRX-F <	5 KUJ-F <	6 KIOK-F	7 KXRX-F	7 KEYW-F
		6 KXRX-F		5 KZHR-F >>	5 KONA-F	8 KUJ-F	8 KNLT-F	6 KXRX-F		8 KALE
					5 KTHK-F >					

Other Rated Stations				Metro Share	Cume Rating	TSA AQH	Cume	Other Rated Stations--Outside Market				Metro Share	Cume Rating	TSA AQH	Cume
KFLD	SPRTS	870	Pasco	2.9	7.9	7	191	KATS-F	AOR	94.5	Yakima	0.5	2.3	2	44
KTHK-F	CL AOR	97.9	Milton-Tri-Cities, OR	1.4	5.7	5	149	KFFM-F	CHR	107.3	Yakima	1.0	4.2	6	137
KTWY-F	REL-CC	93.3	Walla Walla	2.4	5.3	24	282	KZXR-F	AC/CHR	101.7	Prosser	0.5	2.7	2	57

AM Stations

KALE	960	5 kw/1 kw (DA-N)	Standards	CBS	D&R	New NW, pend.
KONA	610	5 kw (DA-2)	Full Service	ABC	Allied	
KTCR	1340	1 kw	Talk	Westwd, TARN, ABC	Christal	New NW, pend.

FM Stations

KEGX	106.5	100 kw @ 1053	Classic AOR	Westwd	Christal	New NW, pend.
KEYW	98.3	3 kw @ 195	AC/CHR		Mc-Guild	Marathon
KIOK	94.9	100 kw @ 1250	Country		D&R	New NW, pend.
KNLT	95.7	100 kw @ 427	Oldies		Christal	Walla Walla
KONA	105.3	100 kw @ 1138	Soft AC	ABC	Allied	
KORD	102.7	100 kw @ 1100	Country		Mc-Guild	Marathon
KTWY	93.3	41.6 kw @ 1378	Contemp. Christian	SRN	---	KZHR-F Walla Walla
KXRX	97.1	50 kw @ 1338	AOR		Mc-Guild	Marathon
KZHR	92.5	54 kw @ 1243	Hispanic		---	KTWY-F Dayton

Notes: KNLT-F is LMA'd by AMFM, Inc. (this probably will be assigned to New Northwest) . . . 8/99 AMFM sold KALE, KTCR, KEGX-F and KIOK-F to New Northwest (price NA)

TUPELO, MS

Arbitron Rank: 178	Pop (12+): 185,200	Stations: 24 / 16	% Below Line: 8.5
Market TSL In Hours: 19.50		Diaries: 617/300:1/51.2%	% Not Listed: 19.2
Average Persons Rating: 14.0		Sample Target: 610	Total Retail Sales: \$1.89 Bil.

12+ Metro	Format	Spring 99 1/4 Share	Fall 98	Spg 98	Fall 97	Spg 97	12+ Metro Cume / Rtg	Fall 98	Spg 98	12+ TSA AQH / Cume		
1	WWZD-F	C	30 / 11.5	10.8	15.9	14.5	20.2	454 / 24.5	25.1	23.8	41 / 620	WWZD-F
2	WWKZ-F	CHR	25 / 9.6	9.2	14.0	17.0	16.9	425 / 23.0	25.2	29.2	30 / 567	WWKZ-F
3	WESE-F	B	24 / 9.2	9.6	10.5	9.8	9.9	302 / 16.3	13.6	15.7	26 / 355	WESE-F
4	WSMS-F	CL AOR	22 / 8.5	5.8	2.7	2.2	4.6	234 / 12.6	11.7	8.7	42 / 462	WSMS-F
5	WWMS-F	C	18 / 6.9	8.9	7.0	6.2	6.3	311 / 16.8	11.7	8.7	36 / 599	WWMS-F
6	WSYE-F	SAC	16 / 6.1	8.5	5.8	5.4	6.6	302 / 16.3	18.6	18.1	33 / 576	WSYE-F
7	WZLQ-F	AC/CHR	14 / 5.4	3.1	2.3	4.0	3.0	280 / 15.1	12.4	8.8	28 / 493	WZLQ-F
8	WBIP-F	G	10 / 3.8	4.2	2.7	4.7	3.6	150 / 8.1	9.2	8.4	19 / 312	WBIP-F
9	WFTA-F	AC	8 / 3.1	3.1	3.9	4.3	4.6	173 / 9.3	10.2	11.0	9 / 218	WFTA-F

12+ FM Share (Metro): 95.24% (200 of 210) (Spring 98: 95.35%)

18-34	18-49	25-54	35+	Wom 25-54	Men 25-54	12+ AMD	12+ Mid	12+ PMD	12+ Eve	12+ Wknd
1 WSMS-F	1 WSMS-F <	1 WWZD-F <	1 WWZD-F	1 WESE-F	1 WSMS-F >	1 WWZD-F	1 WWZD-F	1 WWZD-F	1 WESE-F	1 WESE-F
2 WWZD-F	2 WWZD-F	2 WESE-F <	2 WESE-F <	2 WWZD-F	2 WWZD-F	2 WWKZ-F	2 WWKZ-F <	2 WSMS-F <	2 WWKZ-F >	2 WWZD-F >
3 WWKZ-F >	3 WWKZ-F	3 WSMS-F	3 WWMS-F	3 WWKZ-F	3 WESE-F >	3 WSMS-F	3 WSMS-F	3 WWKZ-F	3 WSMS-F	3 WWMS-F
4 WSYE-F	3 WESE-F >	4 WWKZ-F	4 WWKZ-F	3 WSYE-F	4 WWKZ-F	4 WESE-F	4 WWMS-F <	3 WESE-F <	3 WWZD-F	4 WWKZ-F
5 WESE-F	5 WSYE-F <	4 WSYE-F	4 WSYE-F >	5 WWMS-F	4 WSYE-F	5 WWMS-F	5 WSYE-F	5 WSYE-F <	5 WZLQ-F	5 WBIP-F
5 WZLQ-F	6 WZLQ-F	6 WWMS-F	6 WSMS-F	6 WZLQ-F	4 WZLQ-F	6 WSYE-F <	6 WESE-F	6 WWMS-F	6 WWMS-F	5 WSMS-F
5 WWMS-F >	7 WWMS-F >	7 WZLQ-F >	6 WBIP-F			7 WZLQ-F	7 WZLQ-F	7 WZLQ-F		5 WSYE-F
										5 WZLQ-F >>

Other Rated Stations				Metro	Cume	TSA	Other Rated Stations--Outside Market				Metro	Cume	TSA		
				Share	Rating	AQH					Share	Rating	AQH		
WACR-F	B	103.9	Columbus	1.2	5.2	15	328	WCNA-F	C	95.9	Potts Camp	1.2	2.2	3	70
WAFM-F	AC	95.3	Amory	0.8	4.5	3	106	WFCA-F	REL	107.9	Ackermann	1.2	3.3	19	269
WCPC	G	94.0	Houston	1.2	2.4	3	45	WFXX-F	AC	104.9	Iuka	1.2	1.8	8	94
WMXU-F	B/AC	106.1	Starkville	1.5	4.1	22	355	WKZU-F	C	102.3	Ripley	0.4	2.4	4	146
WNRX	B/G	106.0	Tupelo	1.5	3.1	4	57	WMSU-F	B/AC	92.1	Starkville	1.2	1.8	12	184
WSEL-F	B/G	96.7	Pontotoc	0.8	4.1	3	87	WQLT-F	AC	107.3	Florence, AL	0.8	2.4	6	143
WTUP	SPRTS	149.0	Tupelo	1.2	2.6	3	48	WRBO-F	B/O	103.5	Como	1.2	4.1	6	165
								WZBQ-F	CHR	94.1	Carrollton, AL	1.5	3.7	24	440

FM Stations

WBIP	99.3	6 kw @ 300	Gospel	USA	---	Booneville
WESE	92.5	5.4 kw @ 328	Black	ABC	---	Cumulus
WFTA	101.9	50 kw @ 460	AC	ABC	Keystone	Sisk
WSMS	99.9	47 kw @ 505	AOR	ABC	---	Cumulus
WSYE	93.3	100 kw @ 1804	Soft AC		Mc-Guild	Dowdy
WWKZ	105.3	30 kw @ 295	CHR	Westwd, ABC	Allied	Pearce
WWMS	97.5	100 kw @ 980	Country	Westwd	---	Dowdy
WWZD	106.7	28.1 kw @ 656	Country	Westwd, ABC	---	Cumulus
WZLQ	98.5	100 kw @ 981	AC/CHR		---	Dowdy

Notes: 8/99 WSYE-F sold by New South to Dowdy for \$3,100,000

TUSCALOOSA, AL

Arbitron Rank: 214 Pop (12+): 137,800
 Market TSL In Hours: 19.25
 Average Persons Rating: 14.2

Stations: 21 / 10
 Diaries: 373/369:1/53.2%
 Sample Target: 360

% Below Line: 30.3
 % Not Listed: 12.3
 Total Retail Sales: \$1.58 Bil.

12+ Metro	Format	Spring 99 1/4 Share	Fall 98	Spg 98	Fall 97	Spg 97	12+ Metro Cume / Rtg	Fall 98	Spg 98	12+ TSA AQH / Cume	
1	WBHJ-F	25 / 12.8	12.0	9.9	9.3	11.6	251 / 18.2	17.3	15.1	47 / 552	WBHJ-F
2	WTUG-F	20 / 10.2	6.5	8.5	6.4	7.1	252 / 18.3	14.0	15.5	26 / 362	WTUG-F
3	WTXT-F	19 / 9.7	13.5	12.3	13.7	10.6	333 / 24.1	28.3	26.8	29 / 485	WTXT-F
4	WZBQ-F	18 / 9.2	8.0	11.3	6.4	6.1	269 / 19.5	27.8	22.1	25 / 460	WZBQ-F
5	WTSK	13 / 6.7	7.5	7.1	4.9	5.6	123 / 8.9	11.5	10.6	16 / 160	WTSK
6	WLXY-F	11 / 5.6	2.5	5.2	5.9	6.1	137 / 10.0	9.2	13.6	14 / 175	WLXY-F
7	WACT	10 / 5.1	2.0	1.4	2.0	2.0	112 / 8.1	5.3	4.2	10 / 116	WACT
8	WTID-F	9 / 4.6	4.0	2.8	2.9	3.0	204 / 14.8	8.1	8.2	11 / 270	WTID-F
9	WZZK-F	6 / 3.1	2.5	1.9	2.0	2.5	128 / 9.3	7.0	8.2	12 / 281	WZZK-F
10	WYSF-F	5 / 2.6	2.0	1.4	2.9	3.0	94 / 6.9	7.9	8.2	9 / 137	WYSF-F
10	WTBC	5 / 2.6	3.0	3.3	1.5		89 / 6.4	11.4	5.5	5 / 94	WTBC
10	WODL-F	5 / 2.6	2.5	1.4	5.9	1.5	127 / 9.2	9.8	4.5	8 / 217	WODL-F

12+ FM Share (Metro): 79.53% (136 of 171) (Spring 98: 84.41%)

18-34	18-49	25-54	35+	Wom 25-54	Men 25-54	12+ AMD	12+ Mid	12+ PMD	12+ Eve	12+ Wknd
1 WBHJ-F >>	1 WBHJ-F	1 WTUG-F <	1 WTUG-F	1 WTUG-F	1 WZBQ-F	1 WZBQ-F <	1 WTXT-F <	1 WBHJ-F >	1 WTUG-F	1 WBHJ-F >
2 WZBQ-F	2 WTUG-F <	2 WZBQ-F	1 WTXT-F	2 WZBQ-F >	2 WLXY-F	2 WTXT-F	2 WBHJ-F	2 WTUG-F	2 WBHJ-F	2 WTSK
3 WTID-F	3 WZBQ-F >	3 WLXY-F	3 WTSK	3 WLXY-F	3 WTUG-F	3 WTSK	3 WLXY-F	2 WTXT-F	3 WZBQ-F >>	3 WTUG-F
3 WTUG-F	4 WLXY-F	4 WTXT-F	4 WACT	3 WTXT-F	4 WTID-F	4 WACT	3 WTUG-F >	4 WZBQ-F >	4 WTXT-F >	4 WZBQ-F
5 WTXT-F >	5 WTXT-F	5 WTID-F	5 WLXY-F	5 WTID-F	5 WTXT-F	5 WTUG-F <	5 WTID-F	5 WTID-F	5 WTID-F	5 WACT
	5 WTID-F >	6 WTSK	6 WZBQ-F >	5 WTSK >	5 WBHJ-F	6 WBHJ-F	5 WZBQ-F	6 WLXY-F	6 WLXY-F	5 WTXT-F
		6 WBHJ-F			5 WODL-F >	7 WLXY-F	7 WTBC <	7 WACT >		

Other Rated Stations				Metro Share	Cume Rating	TSA AQH Cume	Other Rated Stations—Outside Market				Metro Share	Cume Rating	TSA AQH Cume		
WRTR-F	AOR	105.5	Tuscaloosa	1.5	7.4	4	124	WACR-F	B	103.9	Columbus, MS	1.0	2.5	4	102
WWPG	B/G	1280	Tuscaloosa	2.0	3.3	4	61	WDJC-F	REL	93.7	Birmingham	1.0	5.3	4	119
								WJOX	SPRTS	690	Birmingham	1.5	3.3	5	84
								WMJJ-F	AC	96.5	Birmingham	1.0	3.3	5	87
								WOWC-F	C	102.5	Jasper	1.5	10.3	8	330
								WRAX-F	AOR-NR	107.7	Birmingham	2.0	7.2	6	123
								WZRR-F	AOR/CL	99.5	Birmingham	1.0	5.4	4	131

AM Stations

WACT	1420	5 kw/0.108 kw	Gospel	USA, AMFM	Katz	AMFM
WTBC	1230	1 kw	Talk	USA, Westwd	—	
WTSK	790	5 kw/0.036 kw	Black Gospel	ABC	Eastman	Air South

FM Stations

WLXY	100.7	11.6 kw @ 485	Classic Hits		Sentry	Northport
WRTR	105.5	6 kw @ 298	Classic AOR	AMFM	Katz	AMFM
WTID	101.7	23.4 kw @ 727	CHR/AC	ABC	Eastman	Air South
WTUG	92.9	100 kw @ 981	Black AC	AURN	Eastman	Air South
WTXT	98.1	88.9 kw @ 905	Country	Westwd, ABC	Christal	AMFM
WZBQ	94.1	99 kw @ 1007	CHR	AMFM	Christal	AMFM

Notes: Other ranked stations – See Birmingham in the Spring 1999 American Radio

TYLER-LONGVIEW, TX

Arbitron Rank: 140 Pop (12+): 270,400
 Market TSL in Hours: 20.00
 Average Persons Rating: 14.6

Stations: 29 / 17
 Diaries: 607/445:1/43.6%
 Sample Target: 620

% Below Line: 15.7
 % Not Listed: 17.5
 Total Retail Sales: \$3.5 Bil.

12+ Metro	Format	Spring 99 1/4 Share	Fall 98	Spg 98	Fall 97	Spg 97	12+ Metro Cume / Rtg	Fall 98	Spg 98	12+ TSA AQH / Cume		
1	KNUE-F	C	51 / 12.9	11.6	11.8	9.6	13.2	534 / 19.8	20.8	21.3	90 / 1087	KNUE-F
2	KTYL-F	B/O	32 / 8.1	3.5	5.9	5.2	3.6	462 / 17.1	10.3	13.2	53 / 760	KTYL-F
3	KISX-F	CHR	30 / 7.6	12.7	11.0	14.0	11.6	577 / 21.3	24.5	27.8	52 / 1256	KISX-F
4	KOOI-F	AC	22 / 5.6	9.5	10.5	8.0	7.8	332 / 12.3	14.4	17.1	47 / 834	KOOI-F
5	KKTX-F	CL AOR	21 / 5.3	4.3	4.8	4.9	5.2	276 / 10.2	10.2	11.7	37 / 547	KKTX-F
6	KZEY	B	20 / 5.1	4.9	4.6	4.9	6.5	187 / 6.9	8.9	8.8	20 / 187	KZEY
6	KYKX-F	C	20 / 5.1	5.9	6.4	8.5	7.2	284 / 10.9	13.8	11.1	61 / 762	KYKX-F
8	KTBB	N/T	17 / 4.3	6.2	5.1	3.8	3.1	332 / 12.3	13.4	12.6	20 / 445	KTBB
9	KDOK-F	ST	16 / 4.1	4.1	4.3	5.2	5.7	241 / 8.9	8.0	7.5	50 / 352	KDOK-F
10	KDXX-F	SP-R	13 / 3.3					72 / 2.6			16 / 91	KDXX-F
11	KFRO-F	O	12 / 3.0	2.7	2.7	2.2	2.6	158 / 5.9	6.1	7.7	23 / 322	KFRO-F
12	KXAL-F	B	10 / 2.5					171 / 6.3			15 / 284	KXAL-F
12	KKUS-F	C	10 / 2.5	1.9	1.9	2.5	2.6	140 / 5.2	5.1	4.6	29 / 391	KKUS-F

12+ FM Share (Metro): 85.85% (279 of 325) (Spring 98: 85.14%)

18-34	18-49	25-54	35+	Wom 25-54	Men 25-54	12+ AMD	12+ Mid	12+ PMD	12+ Eve	12+ Wknd
1 KNUE-F	1 KNUE-F	1 KNUE-F	1 KNUE-F	1 KTYL-F	1 KNUE-F >	1 KNUE-F >>	1 KNUE-F >	1 KNUE-F	1 KISX-F >	1 KNUE-F
2 KISX-F >	2 KTYL-F	2 KTYL-F >	2 KTYL-F	2 KNUE-F	2 KKTX-F	2 KISX-F	2 KTYL-F	2 KTYL-F	2 KTYL-F	2 KTYL-F
3 KKUS-F	3 KISX-F	3 KISX-F	3 KOOI-F	3 KISX-F	3 KTYL-F >	3 KOOI-F <	3 KOOI-F <	3 KISX-F <	3 KNUE-F	3 KZEY <
4 KTYL-F	4 KKTX-F	3 KKTX-F	4 KDOK-F	3 KZEY	4 KYKX-F	4 KYKX-F <	4 KTBB	4 KKTX-F	3 KDXX-F	4 KISX-F
4 KKTX-F	5 KZEY	3 KZEY	4 KZEY <	5 KOOI-F	5 KISX-F	5 KTYL-F	5 KISX-F <	5 KOOI-F	3 KZEY <	5 KDOK-F
6 KDXX-F	6 KYKX-F	6 KYKX-F <	6 KTBB	6 KFRO-F	5 KTBB	6 KZEY <	6 KKTX-F <	5 KYKX-F	6 KXAL-F	5 KKTX-F
7 KYKX-F	7 KDXX-F	7 KOOI-F >	6 KYKX-F >	6 KKUS-F	7 KZEY	7 KTBB	7 KYKX-F	5 KZEY	6 KOOI-F	7 KYKX-F
7 KXAL-F	7 KOOI-F			6 KYKX-F		8 KKTX-F	8 KDOK-F	8 KDXX-F <		8 KFRO-F <
7 KTUX-F >										

Other Rated Stations				Metro Share	Cume Rating	TSA AQH Cume	Other Rated Stations--Outside Market				Metro Share	Cume Rating	TSA AQH Cume		
KBNB	N	1060	Gilmer	0.5	2.7	5	97	KEEL	T	710	Shreveport	0.8	3.3	3	110
KES	T	1430	Gladewater	1.0	3.6	4	97	KEGL-F	AOR	97.1	Fort Worth	1.0	2.5	15	265
KPXI-F	O	100.7	Overton	0.5	2.9	4	153	KJTX-F	B/G	104.5	Jefferson	0.5	2.1	5	96
KWRW-F	O	97.7	Rusk	0.5	1.7	3	84	KKDA-F	B	104.5	Dallas	0.8	2.9	6	157
KYYK-F	C	98.3	Palestine	0.5	1.7	7	157	KMJJ-F	B	99.7	Shreveport	0.8	3.5	13	240
								KRUF-F	CHR	94.5	Shreveport	1.5	4.9	32	647
								KTBB-F	CL AOR	107.7	Nacogdoches	1.0	2.0	18	202
								KTUX-F	AOR-NR	98.9	Carthage	2.0	4.2	17	281
								KYKS-F	C	105.1	Lufkin	0.8	1.6	17	267
								KZEY-F	B	103.9	Marshall	0.8	3.6	4	108

AM Stations

KTBB	600	5 kw/2.5 kw (DA-2)	News/Talk	ABC	D&R	BP/VS&A
KZEY	690	1 kw/0.09 kw (DA-1)	Black	AURN	K&P	KZEY-F

FM Stations

KDOK	92.1	9.6 kw @ 443	Standards	ABC	—	BP/VS&A	
KFRO	95.3	5.85 kw @ 666	Oldies	Westwd	Mc-Guild	Sunburst	Gilmer
KISX	107.3	50 kw @ 479	CHR	AMFM	Banner	AMFM	Whitehouse
KKTX	96.1	31.7 kw @ 620	Classic AOR	—	—	AMFM	Kilgore
KKUS	104.1	50 kw @ 492	Country	—	—	—	—
KNUE	101.5	100 kw @ 1074	Country	—	Banner	AMFM	—
KOOI	106.5	100 kw @ 1468	AC	ABC	Mc-Guild	—	Jacksonville
KTYL	93.1	100 kw @ 459	Black Oldies	—	D&R	AMFM	—
KXAL	103.1	6 kw @ 328	Black	ABC, Westwd	—	—	Pittsburg
KYKX	105.7	100 kw @ 1005	Country	ABC	Allied	Sunburst	—

Notes: KDXX-F - See Dallas-Fort Worth in the Spring 1999 American Radio ... 4/99 KTYL-F changed from AC to Black Oldies as 'Jammin' 93.1'

WACO, TX

Arbitron Rank: 191	Pop (12+): 169,100	Stations: 27 / 11	% Below Line: 30.1
Market TSL in Hours: 20.00		Diaries: 573/295:1/46.2%	% Not Listed: 13.0
Average Persons Rating: 14.5		Sample Target: 580	Total Retail Sales: \$1.83 Bil.

12+ Metro	Format	Spring 99 1/4 Share	Fall 98	Spg 98	Fail 97	Spg 97	12+ Metro Cume / Rtg	Fall 98	Spg 98	12+ TSA AQH / Cume		
1	WACO-F	C	33 / 13.4	14.7	21.4	13.6	18.5	381 / 22.5	29.6	30.0	99 / 1269	WACO-F
2	KBRQ-F	CL AOR	29 / 11.8	7.5	6.4	7.9	9.1	352 / 20.8	17.9	13.8	34 / 473	KBRQ-F
3	KWTF-F	CHR	27 / 11.0	13.0	15.8	12.3	12.5	491 / 29.0	33.5	35.6	97 / 1557	KWTF-F
3	KKDA-F	B	27 / 11.0	7.1	9.0	10.1	7.8	250 / 14.8	15.0	16.1	32 / 343	KKDA-F
5	KCKR-F	C	18 / 7.3	8.0	6.8	5.3	10.3	272 / 16.1	17.2	18.0	21 / 382	KCKR-F
6	KWOW-F	C/O	10 / 4.1	6.3	5.6	4.8	2.2	136 / 8.1	10.8	9.5	11 / 186	KWOW-F
6	KBCT-F	J	10 / 4.1	2.1	2.1	3.1	3.4	105 / 6.2	6.8	5.7	10 / 130	KBCT-F
8	WBAP	T/FS	9 / 3.7	5.4	3.0	5.3	3.9	167 / 9.9	13.9	9.4	26 / 472	WBAP
9	KRZI	T	7 / 2.8	2.1	1.7	2.6	2.2	100 / 5.9	5.8	5.8	7 / 100	KRZI
10	KEGL-F	AOR	6 / 2.4					80 / 4.7			17 / 175	KEGL-F
10	KDXX-F	SP-R	6 / 2.4	3.8	1.7	3.1	3.4	79 / 4.7	4.7	3.5	6 / 82	KDXX-F

12+ FM Share (Metro): 87.85% (188 of 214) (Spring 98: 88.52%)

18-34	18-49	25-54	35+	Wom 25-54	Men 25-54	12+ AMD	12+ Mid	12+ PMD	12+ Eve	12+ Wknd
1 KBRQ-F	1 KBRQ-F	1 KBRQ-F	1 WACO-F >	1 KWTF-F	1 KBRQ-F	1 WACO-F >	1 WACO-F	1 WACO-F	1 KKDA-F	1 KKDA-F
2 KWTF-F	2 WACO-F	1 WACO-F >	2 KBRQ-F	1 WACO-F	2 WACO-F >>	2 KBRQ-F <	2 KBRQ-F	2 KBRQ-F <	2 KBRQ-F	2 KWTF-F <
3 WACO-F	3 KWTF-F	3 KWTF-F	3 KKDA-F	3 KKDA-F	3 KKDA-F	3 KWTF-F	3 KWTF-F	3 KKDA-F <	2 KWTF-F >	3 KBRQ-F
4 KCKR-F	4 KKDA-F	3 KKDA-F	4 KWOW-F <	4 KBRQ-F	4 KBCT-F	4 KKDA-F	4 KKDA-F <	4 KWTF-F	4 KCKR-F	3 WACO-F >
5 KKDA-F >	5 KCKR-F >	5 KBCT-F		5 KBCT-F	5 KWOW-F	5 KCKR-F	5 KCKR-F	5 KCKR-F >	5 KBCT-F	5 KCKR-F >
		6 KCKR-F >		5 KCKR-F >>	5 WBAP	5 WBAP	6 KBCT-F	6 KWOW-F	5 WACO-F >	6 KWOW-F >

Other Rated Stations			Metro Share	Cume Rating	TSA AQH Cume	Other Rated Stations--Outside Market			Metro Share	Cume Rating	TSA AQH Cume				
KBBW	REL	1010	Marlin	1.2	2.9	5	87	KHKS-F	CHR	106.1	Denton	0.8	4.4	10	209
KEYR-F	AC	92.9	Marlin	0.4	4.3	2	92	KHLR-F	CHR	103.9	Cameron	0.8	3.3	5	119
KKTK	SPRTS	1460	Waco	0.4	2.3	2	57	KLIF	T	570	Dallas	0.8	2.5	6	130
KWTF	KIDS	1230	Waco	0.4	2.8	1	48	KLTD-F	REL	101.7	Temple	1.6	4.3	15	298
								KLTY-F	REL-CC	94.1	Fort Worth	1.2	5.6	7	161
								KLUV-F	O	98.7	Dallas	1.6	6.1	6	200
								KPLX-F	C	99.5	Fort Worth	0.4	1.9	2	92
								KRLD	N/T	1080	Dallas	1.2	5.6	7	182
								KWRD-F	REL	94.9	Arlington	0.4	2.0	2	74
								KYUL-F	O	105.5	Harker Heights	0.8	3.8	28	478
								KZPS-F	CL AOR	92.5	Dallas	0.8	4.8	5	195

AM Stations

KKTK	1460	1 kw (DA-N)	Sports	1-On-1, ESPN	Sentry
KRZI	1580	1 kw/0.5 kw (DA-2)	News/Talk	BNN, Westwd, Talknt	Roslin KEYR-F

FM Stations

KBCT	94.5	3.2 kw @ 453	Jazz	Allied
KBRQ	102.5	100 kw @ 450	Classic AOR	Eastman AMFM Hillsboro
KCKR	95.7	24 kw @ 505	Country	Banner AMFM
KWOW	103.3	8.4 kw @ 574	Classic Country	Jones Roslin Clifton
KWTF	97.5	100 kw @ 1479	CHR	Katz AMFM
WACO	99.9	100 kw @ 1650	Country	AMFM Sentry AMFM

Notes: Other ranked stations -- See Dallas-Fort Worth in the Spring 1999 American Radio . . . 3/99 KKTK sold by AMFM to M & M Broadcasters for \$450,000 (Barger)

WATERBURY, CT

Arbitron Rank: 181 Pop (12+): 180,600
 Market TSL in Hours: 20.25
 Average Persons Rating: 14.8

Stations: 21 / 2
 Diaries: 440/410:1/49.1%
 Sample Target: 440

% Below Line: 68.6
 % Not Listed: 16.5
 Total Retail Sales: \$1.65 Bil.

12+ Metro	Format	Spring 99 1/4 Share	Fall 98	Spg 98	Fall 97	Spg 97	12+ Metro Cume / Rtg	Fall 98	Spg 98	12+ TSA AQH / Cume	
1 WKSS-F	CHR	26 / 9.7	11.6	9.3	10.7	6.9	498 / 27.6	28.8	29.4	36 / 702	WKSS-F
2 WWYZ-F	C	23 / 8.6	8.9	11.8	12.0	9.1	303 / 16.8	20.5	18.0	39 / 588	WWYZ-F
3 WWCO	ST	22 / 8.2	5.1	7.0	3.3	2.8	232 / 12.8	9.8	11.4	25 / 257	WWCO
4 WATR	FS	18 / 6.7	6.2	5.4	4.7	7.2	247 / 13.7	12.3	12.5	20 / 275	WATR
5 WRCH-F	SAC	17 / 6.4	7.9	5.4	4.7	8.1	165 / 9.1	12.8	12.1	28 / 277	WRCH-F
5 WDRC-F	O	17 / 6.4	5.8	6.7	5.7	5.3	282 / 15.6	15.3	15.9	23 / 407	WDRC-F
7 WEZN-F	SAC	13 / 4.9	3.4	6.7	4.7	6.6	251 / 13.9	12.4	13.6	17 / 339	WEZN-F
8 WPLR-F	AOR	10 / 3.7	3.1	2.9	4.0	5.3	183 / 10.1	7.7	10.1	19 / 252	WPLR-F
9 WHCN-F	CL AOR	9 / 3.4	3.8	1.9	2.3	2.2	153 / 8.5	12.0	9.2	13 / 285	WHCN-F
10 WCCC-F	AOR	8 / 3.0	3.1	1.6	2.3	1.6	126 / 7.0	9.5	7.0	17 / 250	WCCC-F

12+ FM Share (Metro): 74.44% (166 of 223) (Spring 98: 76.21%)

18-34	18-49	25-54	35+	Wom 25-54	Men 25-54	12+ AMD	12+ Mid	12+ PMD	12+ Eve	12+ Wknd
1 WKSS-F >	1 WKSS-F	1 WWYZ-F <	1 WWCO	1 WKSS-F	1 WWYZ-F	1 WWCO <	1 WRCH-F <	1 WKSS-F	1 WKSS-F >	1 WKSS-F <
2 WWYZ-F	2 WWYZ-F	2 WKSS-F <	2 WATR	2 WWYZ-F	2 WDRC-F	2 WATR <	2 WATR <	2 WWYZ-F	2 WWCO >	2 WWYZ-F <
3 WCCC-F	3 WDRC-F	3 WDRC-F	3 WDRC-F <	2 WRCH-F	3 WCCC-F	3 WWYZ-F	3 WWYZ-F	3 WWCO <	3 WDRC-F	3 WWCO
4 WMRQ-F	3 WEZN-F	4 WRCH-F	4 WWYZ-F <	4 WDRC-F	3 WHCN-F	4 WKSS-F	4 WKSS-F	4 WDRC-F	3 WEZN-F	3 WDRC-F
	5 WPLR-F	5 WEZN-F	5 WRCH-F >	4 WEZN-F	3 WPLR-F >	5 WCCC-F <	5 WWCO <	5 WRCH-F	3 WMRQ-F	5 WATR >
	6 WCCC-F	5 WPLR-F	6 WEZN-F	6 WEBE-F		6 WRCH-F	6 WEZN-F	6 WHCN-F <		6 WRCH-F
	6 WHCN-F	7 WHCN-F	6 WFAN				7 WDRC-F			

Other Rated Stations--Outside Market				Metro Share	Cume Rating	TSA AQH Cume
WCBS	N	880	New York	0.7	4.2	4 138
WEBE-F	AC	107.9	Westport	3.0	6.6	8 141
WFAN	SPRTS	660	New York	3.0	8.7	14 247
WKCF-F	CHR	101.3	Hamden	3.0	15.4	11 347
WMRQ-F	AOR-NR	104.1	Waterbury	2.2	10.0	13 323
WNEZ	B/AC	910	New Britain	0.7	3.0	2 54
WQHT-F	U/CHR	97.1	New York	1.1	5.1	4 102
WRKI-F	AOR	95.1	Brookfield	2.6	7.8	12 239
WTIC	FS	1080	Hartford	1.9	6.2	21 348
WTIC-F	AC/CHR	96.5	Hartford	2.2	10.4	12 310
WZMX-F	CL AOR	93.7	Hartford	1.9	8.3	18 291

AM Stations

WATR	1320	5 kw/1 kw (DA-2)	Full Service	CBS, JRN	—
WWCO	1240	1 kw	Standards	Westwd, CNN	Mc-Guild Buckley

Notes: Other ranked stations -- See Bridgeport, Hartford, New Haven or New York in the Spring 1999 American Radio

WATERTOWN, NY

Arbitron Rank: 252 Pop (12+): 91,100	Stations: 13 / 8	% Below Line: 10.4
Market TSL in Hours: 21.25	Diaries: 289/315:1/61.1%	% Not Listed: 13.9
Average Persons Rating: 15.8	Sample Target: 280	Total Retail Sales: \$1.04 Bil.

12+ Metro	Format	Spring 99		Fall 98	Spg 98	Fall 97	Spg 97	12+ Metro Cume / Rtg	Fall 98	Spg 98	12+ TSA		
		1/4	Share								AQH	Cume	
1 WFRY-F	C	37	25.7	28.8	26.3	31.2	25.9	392 / 43.0	44.9	39.7	43	449	WFRY-F
2 WCIZ-F	CL AOR	24	16.6	19.2	15.8	8.7	11.6	219 / 24.0	24.1	25.0	25	230	WCIZ-F
3 WWLF-F	CHR	15	10.4	9.6	12.0	8.1	2.7	264 / 29.0	26.9	26.6	22	354	WWLF-F
4 WTOJ-F	AC	11	7.6	4.8	6.0	7.5	14.3	160 / 17.5	19.5	18.0	13	187	WTOJ-F
5 WOTT-F	AOR	10	6.9	4.8	6.8	3.7	5.5	148 / 16.3	15.7	16.6	10	154	WOTT-F
6 CHXL-F	CL AOR	9	6.2	4.1	1.5	1.9	2.7	61 / 6.7	8.1	8.8	10	73	CHXL-F
7 WTNY	T/SPRTS	6	4.2	7.6	4.5	4.4	6.8	127 / 14.0	13.9	12.0	6	131	WTNY

12+ FM Share (Metro): 92.74% (115 of 124) (Spring 98: 92.45%)

18-34	18-49	25-54	35+	Wom 25-54	Men 25-54	12+ AMD	12+ Mid	12+ PMD	12+ Eve	12+ Wknd
1 WFRY-F	1 WFRY-F	1 WCIZ-F	1 WFRY-F >>	1 WFRY-F	1 WCIZ-F >>	1 WFRY-F	1 WFRY-F	1 WFRY-F >>	1 WTOJ-F	1 WFRY-F >>
2 WCIZ-F	2 WCIZ-F >>	2 WFRY-F >>	2 WCIZ-F >>	2 WCIZ-F	2 WFRY-F >	2 WCIZ-F >>	2 WCIZ-F >>	2 WCIZ-F	2 WWLF-F	2 WCIZ-F
3 WWLF-F	3 WWLF-F	3 CHXL-F	3 WTNY	3 WWLF-F	3 CHXL-F >	3 WWLF-F	3 WWLF-F	3 WWLF-F >	2 WFRY-F	3 WWLF-F
4 WTOJ-F >	4 CHXL-F	4 WWLF-F	4 CHXL-F	4 WTOJ-F		4 WTNY <	4 WOTT-F <	4 CHXL-F	4 WCIZ-F	3 WTOJ-F
	4 WTOJ-F		4 WTOJ-F				5 CHXL-F			3 WOTT-F
			4 WOTT-F >							

Other Rated Stations				Metro Share	Cume Rating	TSA AQH	Cume	Other Rated Stations--Outside Market				Metro Share	Cume Rating	TSA AQH	Cume
WATN	T	1240	Watertown	2.1	5.5	3	54	CFMK-F	C	96.3	Kingston, ON	2.1	5.2	3	52
WBDR-F	CHR	102.7	Cape Vincent	2.1	5.6	3	54	WBBS-F	C	104.7	Fulton	0.7	4.5	1	44
								WSEN-F	O	92.1	Baldwinsville	0.7	3.7	2	41
								WWHT-F	CHR	107.9	Syracuse	0.7	3.8	1	42

AM Stations

WTNY	790	1 kw (DA-N)	Talk/Sports	CBS, Westwd, 1-On-1	Katz	Regent, pend.
------	-----	-------------	-------------	---------------------	------	---------------

FM Stations

CHXL	103.7	74 kw @ 512	Classic AOR			Brockville, ON
WCIZ	93.3	6 kw @ 328	Classic AOR	Westwd	Katz	Regent, pend.
WFRY	97.5	100 kw @ 285	Country	ABC	Katz	Regent, pend.
WOTT	100.7	6 kw @ 328	AOR	Westwd, CNN	Roslin	Clancy-Mance Henderson
WTOJ	103.1	0.87 kw @ 594	AC	CNN, Westwd	Roslin	Clancy-Mance Carthage
WWLF	106.7	1.785 kw @ 1191	CHR		Roslin	Clancy-Mance Copenhagen

Notes: 4/99 WOTT-F changed from Oldies to AOR . . . 8/99 WTNY, WUZZ (1410), WCIZ-F and WFRY-F sold by Forever to Regent (along with Forever's Utica-Rome stations) for \$44,000,000 + 100,000 shares of Regent convertible preferred stock

WAUSAU-STEVENSON POINT, WI

Arbitron Rank: 158 Pop (12+): 220,100
 Market TSL in Hours: 23.00
 Average Persons Rating: 17.4

Stations: 20 / 18
 Diaries: 653/337:1/65.5%
 Sample Target: 620

% Below Line: 4.7
 % Not Listed: 14.7
 Total Retail Sales: \$2.9 Bil.

12+ Metro	Format	Spring 99 1/4 Share	Fall 98	Spg 98	Fall 97	Spg 97	12+ Metro Cume / Rtg	Fall 98	Spg 98	12+ TSA AQH / Cume		
1	WFC-F	CHR	59 / 15.5	17.3	18.5	16.1	15.9	819 / 37.2	39.7	39.1	94 / 1424	WFC-F
2	WDEZ-F	C	55 / 14.4	15.8	15.6	12.4	16.2	644 / 29.3	30.2	28.2	75 / 1073	WDEZ-F
3	WYTE-F	C	24 / 6.3	5.8	6.3	9.8	7.4	422 / 19.2	13.6	17.1	26 / 437	WYTE-F
3	WMZK-F	AOR	24 / 6.3	5.8	4.0	3.2	3.3	333 / 15.1	13.5	9.2	36 / 523	WMZK-F
5	WLJY-F	SAC	21 / 5.5	4.9	4.6	4.3	3.8	296 / 13.4	12.7	11.8	28 / 425	WLJY-F
5	WIZD-F	O	21 / 5.5	4.3	4.3	3.2	3.0	249 / 11.3	11.5	10.1	23 / 285	WIZD-F
7	WAXX-F	C	16 / 4.2	4.0	2.9	5.8	6.3	245 / 11.1	12.1	8.4	55 / 631	WAXX-F
8	WOFM-F	O	14 / 3.7	2.9	4.3	4.3	4.9	262 / 11.9	9.5	12.8	20 / 381	WOFM-F
9	WSPT-F	AC-NR	12 / 3.1	3.5	2.0	3.5	2.2	288 / 13.1	11.6	10.1	17 / 371	WSPT-F
9	WKQH-F	CL AOR	12 / 3.1	2.9	2.3	2.6	3.3	250 / 11.3	11.1	7.6	16 / 315	WKQH-F
9	WDLB	O	12 / 3.1	1.4	2.0	2.9	2.2	140 / 6.4	4.8	4.6	14 / 164	WDLB
12	WSAU	T/SPRTS	11 / 2.9	3.7	2.6	3.2	3.0	175 / 7.9	12.3	7.3	15 / 229	WSAU
12	WGLX-F	CL AOR	11 / 2.9	4.3	5.2	5.5	6.6	220 / 10.0	10.4	13.3	14 / 303	WGLX-F

12+ FM Share (Metro): 86.50% (282 of 326) (Spring 98: 88.36%)

18-34	18-49	25-54	35+	Wom 25-54	Men 25-54	12+ AMD	12+ Mid	12+ PMD	12+ Eve	12+ Wknd
1 WFC-F >	1 WFC-F	1 WDEZ-F <	1 WDEZ-F >>	1 WDEZ-F <	1 WDEZ-F <	1 WDEZ-F	1 WDEZ-F	1 WFC-F	1 WFC-F >>	1 WFC-F <
2 WMZK-F >	2 WDEZ-F >	2 WFC-F >	2 WIZD-F <	2 WFC-F >	2 WFC-F <	2 WFC-F >	2 WFC-F >	2 WDEZ-F >	2 WDEZ-F <	2 WDEZ-F >>
3 WDEZ-F	3 WMZK-F	3 WYTE-F <	3 WFC-F	3 WLJY-F >>	3 WMZK-F	3 WYTE-F	3 WLJY-F <	3 WMZK-F	3 WMZK-F >	3 WYTE-F
4 WYTE-F	4 WYTE-F	4 WMZK-F <	4 WLJY-F	4 WOFM-F	3 WYTE-F >	4 WDLB <	4 WMZK-F	4 WYTE-F	4 WSPT-F >	4 WIZD-F
5 WKQH-F	5 WLJY-F <	5 WLJY-F <	5 WYTE-F	4 WAXX-F	5 WGLX-F	5 WIZD-F <	5 WYTE-F	5 WIZD-F	5 WAXX-F	5 WMZK-F <
	6 WKQH-F	6 WOFM-F <	6 WAXX-F	4 WIZD-F	5 WKQH-F	6 WLJY-F <	6 WIZD-F >	6 WAXX-F	6 WKQH-F	6 WAXX-F
		7 WIZD-F	7 WOFM-F		5 WOFM-F	7 WKQH-F <	7 WAXX-F <	6 WLJY-F	6 WLJY-F	6 WLJY-F
		7 WAXX-F	7 WDLB			8 WMZK-F	8 WSAU <		6 WOFM-F	

Other Rated Stations				Metro Share	Cume Rating	TSA AQH Cume	Other Rated Stations—Outside Market				Metro Share	Cume Rating	TSA AQH Cume
WFHR	T	1320	Wisconsin Rapids	1.3	4.3	6 98	WCCN-F	CL AOR	107.5	Neillsville	0.5	2.4	8 124
WOSQ-F	C/O	92.3	Spencer	1.0	2.6	8 88							
WRIG	ST	1390	Schofield	1.6	4.2	7 101							
WSPT	N/T	1010	Stevens Point	1.0	4.2	4 93							
WXCO	T	1230	Wausau	1.6	4.0	6 88							
WYCO-F	AC	107.9	Wausau	1.8	9.6	9 319							

AM Stations

WDLB	1450	0.75 kw	Oldies	ABC	—	Marathon	Marshfield
WSAU	550	5 kw (DA-N)	Talk/Sports	ABC, 1-on-1, ESPN	Christal	Midwest Comm.	

FM Stations

WDEZ	101.9	100 kw @ 1076	Country	Christal	Midwest Commun.	
WGLX	103.3	100 kw @ 331	AOR/Classic AOR	—	Bliss	Wisconsin Rapids
WFC	95.5	98 kw @ 1150	CHR	Christal	Midwest Commun.	
WIZD	99.9	6 kw @ 328	Oldies	ABC, Jones	—	Midwest Rudolph
WKQH	104.9	3 kw @ 328	Classic AOR	Katz	WSPT-AF	Marathon
WLJY	106.5	100 kw @ 800	Soft AC	—	Marathon	Marshfield
WMZK	104.1	13 kw @ 446	AOR	Westwd	D&R	Merrill
WOFM	94.7	50 kw @ 492	Oldies	Christal	Midwest Commun.	Mosinee
WSPT	97.9	51 kw @ 340	Modern AC	ABC, Westwd	Katz	WSPT/WKQH-F Stevens Point
WYTE	96.7	50 kw @ 492	Country	Mc-Guild		Whiting

Notes: WAXX-F – See Eau Claire, WI

WICHITA FALLS, TX

Arbitron Rank: 236	Pop (12+): 116,700	Stations: 13 / 8	% Below Line: 8.4
Market TSL in Hours: 19.75		Diaries: 337/346: 1/55.5%	% Not Listed: 21.0
Average Persons Rating: 14.3		Sample Target: 330	Total Retail Sales: \$1.2 Bil.

12+ Metro	Format	Spring 99 1/4 Share	Fall 98	Spg 98	Fall 97	Spg 97	12+ Metro Cume / Rtg	Fall 98	Spg 98	12+ TSA AQH / Cume	
1	KLUR-F	C 41 / 24.5	24.9	20.6	16.4	16.0	427 / 38.8	34.0	37.1	61 / 750	KLUR-F
2	KNIN-F	CHR 24 / 14.4	10.8	15.9	16.4	15.3	355 / 30.4	28.4	29.3	39 / 705	KNIN-F
3	KTLT-F	AC 16 / 9.6	11.3	8.6	9.3	9.6	185 / 15.8	21.8	15.4	17 / 209	KTLT-F
4	KWFS-F	C 15 / 9.0	12.5	13.9	16.4	18.5	252 / 21.6	27.1	24.0	23 / 370	KWFS-F
5	KYYI-F	CL AOR 12 / 7.2	11.9	12.6	4.3	4.5	176 / 15.1	22.3	20.4	23 / 401	KYYI-F
6	WBAP	FS/T 7 / 4.2	3.4	4.6	3.6	3.2	105 / 9.0	6.2	7.3	18 / 224	WBAP
7	KQXC-F	CHR/JAC 6 / 3.8	4.0	2.7	7.9	7.7	134 / 11.5	9.5	12.0	7 / 152	KQXC-F

12+ FM Share (Metro): 90.91% (120 of 132) (Spring 98: 89.23%)

18-34	18-49	25-54	35+	Wom 25-54	Men 25-54	12+ AMD	12+ Mid	12+ PMD	12+ Eve	12+ Wknd
1 KNIN-F	1 KLUR-F >	1 KLUR-F >>	1 KLUR-F >>>	1 KLUR-F >>	1 KLUR-F >	1 KLUR-F >	1 KLUR-F >>>	1 KLUR-F >	1 KNIN-F	1 KLUR-F >
1 KLUR-F >>	2 KNIN-F	2 KYYI-F	2 KWFS-F <	2 KWFS-F	2 KYYI-F	2 KNIN-F >	2 KNIN-F	2 KNIN-F	1 KLUR-F	2 KNIN-F >
3 KTLT-F >	3 KTLT-F	2 KWFS-F	3 KTLT-F	3 KTLT-F >	2 KNIN-F >	3 KWFS-F >	3 KWFS-F <	3 KTLT-F <	3 KTLT-F >>	3 KTLT-F
4 KWFS-F >	4 KYYI-F	2 KTLT-F	4 KYYI-F	4 KNIN-F >	4 KTLT-F	4 KYYI-F	4 KTLT-F >	4 KWFS-F <	4 KYYI-F	4 KYYI-F
	5 KWFS-F >>	2 KNIN-F >>	5 WBAP >			4 KTLT-F >	5 WBAP	5 KYYI-F >>	4 KWFS-F	5 KWFS-F >>

Other Rated Stations			Metro Share	Cume Rating	TSA AQH Cume	Other Rated Stations--Outside Market			Metro Share	Cume Rating	TSA AQH Cume
KLUR-F	O	94.9 Electra	1.2	4.4	4 79	KDGE-F	AOR-NR	94.5 Gainesville	1.8	5.4	6 149
KWFS	C/O	1290 Wichita Falls	1.2	3.6	3 64	KLIF	T	570 Dallas	0.6	3.1	2 57
						KTUB	SPRTS	990 Wichita Falls	1.2	2.9	2 53
						KVRW-F	O	107.3 Lawton, OK	0.6	3.2	16 322

FM Stations

KLUR	99.9	100 kw @ 820	Country	ABC	Katz	Cumulus
KNIN	92.9	100 kw @ 918	CHR		Banner	Apex
KQXC	102.5	4.5 kw @ 314	CHR/JAC	ABC	Katz	Cumulus
KTLT	106.3	2.4 kw @ 423	AC	Westwd	Mc-Guild	Apex
KWFS	103.3	100 kw @ 449	Country		Christal	Apex
KYYI	104.7	100 kw @ 1015	Classic AOR	Westwd	Katz	Cumulus
						Burkumett

Notes: WBAP -- See Dallas-Fort Worth in the Spring 1999 American Radio

WILLIAMSPORT, PA

Arbitron Rank: 246 Pop (12+): 98,200	Stations: 13 / 12	% Below Line: 1.3
Market TSL in Hours: 21.25	Diaries: 347/283:1/60.2%	% Not Listed: 15.9
Average Persons Rating: 16.0	Sample Target: 320	Total Retail Sales: \$1.31 Bil.

12+ Metro	Format	Spring 99 1/4 Share	Fall 98	Spg 98	Fall 97	Spg 97	12+ Metro Cume / Rtg	Fall 98	Spg 98	12+ TSA AQH / Cume		
1	WILQ-F	C	37 / 23.6	26.4	20.7	25.8	17.5	350 / 35.6	35.7	33.0	58 / 595	WILQ-F
2	WKSB-F	AC	33 / 21.0	12.9	18.7	20.8	19.5	381 / 38.8	33.2	36.7	53 / 739	WKSB-F
3	WZXR-F	AOR	13 / 8.3	9.2	10.7	9.5	8.4	203 / 20.7	21.9	18.8	17 / 259	WZXR-F
4	WMYL-F	ST	10 / 6.4	10.4	5.3	10.1	8.4	100 / 10.2	12.6	10.1	14 / 167	WMYL-F
5	WSFT-F	SAC	8 / 5.1	2.5	5.3	3.2	5.8	127 / 12.9	4.9	11.4	8 / 129	WSFT-F
5	WHTO-F	CHR	8 / 5.1	6.1	9.3	5.0	9.7	182 / 18.6	23.2	28.4	11 / 285	WHTO-F
7	WVRT-F	CHR/AC	7 / 4.5	4.9	4.0	4.4	3.9	185 / 18.8	13.4	14.2	21 / 307	WVRT-F

12+ FM Share (Metro): 95.45% (126 of 132) (Spring 98: 92.91%)

18-34	18-49	25-54	35+	Wom 25-54	Men 25-54	12+ AMD	12+ Mid	12+ PMD	12+ Eve	12+ Wknd
1 WKSB-F >	1 WKSB-F >	1 WKSB-F	1 WILQ-F >	1 WKSB-F	1 WKSB-F	1 WKSB-F <	1 WKSB-F <	1 WILQ-F	1 WILQ-F	1 WILQ-F >>
2 WILQ-F	2 WILQ-F >	2 WILQ-F >>	2 WKSB-F >>	2 WILQ-F >>>	2 WILQ-F >	2 WILQ-F >>>	2 WILQ-F >>	2 WKSB-F >	2 WKSB-F	2 WKSB-F >>
3 WZXR-F >	3 WZXR-F >>	3 WZXR-F >	3 WMYL-F >	3 WVRT-F	3 WZXR-F >>>	3 WZXR-F	3 WZXR-F	3 WZXR-F	3 WZXR-F	3 WHTO-F
4 WHTO-F >>	4 WHTO-F	4 WVRT-F	4 WSFT-F	3 WSFT-F	4 WSFT-F <	4 WRAK-AA	4 WMYL-F >	4 WMYL-F	4 WMYL-F	4 WMYL-F
		4 WSFT-F		3 WHTO-F >				5 WVRT-F		5 WZXR-F >
		4 WHTO-F >>								

Other Rated Stations				Metro Share	Cume Rating	TSA AQH Cume
WJSA-F	REL	96.3	Jersey Shore	3.8	7.1	6 91
WQBR-F	C	99.9	Avis	1.3	4.5	6 91
WRAK-AA	T	1400	Williamsport	3.8	11.1	12 176

Other Rated Stations--Outside Market				Metro Share	Cume Rating	TSA AQH Cume
WHLM-F	AC/CHR	106.5	Bloomsburg	1.3	2.8	27 380

AM Stations

WRAK	1400	1 kw	Talk	ABC	Katz	Cir Channel	
WRKK	1200	10 kw/0.25 kw (DA-2)	Simul. WRAK				Hughesville

FM Stations

WCXR	103.7	0.95 kw @ 801	Simul. WZXR-F				Lewisburg
WHTO	93.3	1.7 kw @ 1220	CHR	ABC	Christal	SabreCom	Muncy
WILQ	105.1	9.2 kw @ 1135	Country	ABC	Christal	SabreCom	
WKSB	102.7	53 kw @ 1270	AC	ABC	Interep	Clear Channel	
WMYL	95.5	3.9 kw @ 239	Standards	ABC	Katz	Clear Channel	Salladasburg
WSFT	107.9	0.18 kw @ 1292	Soft AC	Westwd	—	Clear Channel	
WVRT	97.7	6 kw @ 298	AC/CHR		Mc-Guild	WQBR-F	Jersey Shore
WZXR	99.3	0.405 kw @ 1237	AOR		Christal	SabreCom	S. Williamsport

Notes: 3/99 WJSA (1340) sold to SabreCom for \$65,000 . . . 3/99 WZXR-F (98.7; Mill Hall) changed from Classic AOR to Soft AC

WINCHESTER, VA

Arbitron Rank: 219 Pop (12+): 131,900	Stations: 30 / 10	% Below Line: 29.0
Market TSL in Hours: 19.25	Diaries: 511/258:1/56.4%	% Not Listed: 14.7
Average Persons Rating: 14.4	Sample Target: 510	Total Retail Sales: \$1.5 Bil.

12+ Metro	Format	Spring 99 1/4 Share	Fall 98	Spq 98	Fall 97	Spq 97	12+ Metro Cume / Rtg	Fall 98	Spq 98	12+ TSA AQH / Cume		
1	WUSQ-F	C	42 / 22.1	21.4	17.7	20.3	23.3	508 / 38.5	36.5	33.4	55 / 822	WUSQ-F
2	WINC-F	AC/CHR	25 / 13.2	9.5	16.0	12.9	8.7	442 / 33.5	32.4	34.7	48 / 844	WINC-F
3	WSIG-F	C/O	11 / 5.8	3.5	4.0	3.7	1.9	83 / 6.3	6.4	5.1	11 / 90	WSIG-F
4	WFQX-F	AOR-NR	8 / 4.2	5.5	3.4	3.7	3.4	190 / 14.4	12.9	11.2	11 / 213	WFQX-F
4	WAPP-FF	C	8 / 4.2	1.5	2.3	0.9	2.4	113 / 8.5	6.1	6.2	9 / 165	WAPP-FF
6	WKMZ-F	CL HITS	7 / 3.7	3.5	1.1	1.8	2.9	127 / 9.6	8.9	7.7	23 / 318	WKMZ-F
7	WBIG-F	O	6 / 3.2	3.0	2.3	2.3	1.9	82 / 6.2	6.5	7.7	10 / 192	WBIG-F
8	WJFK-F	T	5 / 2.6	1.5	2.9	1.4	2.4	72 / 5.4	5.1	4.9	7 / 131	WJFK-F
8	WAZR-F	ST	5 / 2.6	4.0	3.4	5.5	5.8	73 / 5.5	7.5	4.8	6 / 132	WAZR-F
8	WARW-F	CL AOR	5 / 2.6	3.0	3.4	3.2	3.4	73 / 5.6	8.5	8.6	10 / 173	WARW-F

12+ FM Share (Metro): 95.88% (155 of 162) (Spring 98: 96.58%)

18-34	18-49	25-54	35+	Wom 25-54	Men 25-54	12+ AMD	12+ Mid	12+ PMD	12+ Eve	12+ Wknd
1 WUSQ-F >>	1 WUSQ-F >	1 WUSQ-F >	1 WUSQ-F >	1 WUSQ-F	1 WUSQ-F >>	1 WUSQ-F >	1 WUSQ-F >>	1 WUSQ-F >	1 WINC-F <	1 WUSQ-F >
2 WINC-F >>	2 WINC-F >>	2 WINC-F >>	2 WINC-F >	2 WINC-F >	2 WINC-F	2 WINC-F >>	2 WINC-F >	2 WINC-F >	2 WUSQ-F >>	2 WINC-F >>
3 WFQX-F	3 WKMZ-F	3 WKMZ-F	3 WSIG-F	3 WAPP-FF >	3 WKMZ-F >	3 WSIG-F >	3 WSIG-F	3 WSIG-F	3 WQPO-F	3 WAPP-FF
4 WAPP-FF	3 WFQX-F	4 WAPP-FF	4 WBIG-F	4 WBIG-F	4 WSIG-F	4 WAPP-FF	4 WAPP-FF <	4 WJFK-F	4 WFQX-F	4 WKMZ-F
4 WQPO-F >	5 WAPP-FF	5 WSIG-F	5 WAPP-FF	4 WFQX-F	4 WJFK-F	4 WKMZ-F	5 WFQX-F	5 WKMZ-F	4 WBIG-F	5 WFQX-F
	6 WSIG-F	5 WBIG-F	5 WAZR-F	6 WSIG-F	4 WARW-F	6 WARW-F <	6 WINC	5 WFQX-F	6 WKYS-F >	5 WSIG-F
		5 WFQX-F	5 WKMZ-F	6 WKMZ-F	4 WFQX-F >	7 WFQX-F	7 WKMZ-F	7 WAZR-F		5 WBIG-F >
				6 WAFX-F >>						

Other Rated Stations				Metro Share	Cume Rating	TSA AQH	Cume	Other Rated Stations--Outside Market				Metro Share	Cume Rating	TSA AQH	Cume
WFTR-F	C	95.3	Front Royal	1.6	7.7	3	115	WARX-F	O	106.9	Hagerstown, MD	2.1	5.3	13	206
WINC	N/T	1400	Winchester	2.1	4.9	4	73	WAVA-F	REL	105.1	Arlington	1.1	2.6	3	59
WNTW	T	610	Winchester	0.5	1.9	1	24	WBHB-F	CLAOR	103.3	New Market	0.5	2.2	2	69
								WGAY-F	B/O	99.5	Washington, DC	1.1	2.5	3	74
								WJZW-F	J	105.9	Alexandria	0.5	3.0	9	101
								WKCY-F	C	104.3	Harrisonburg	0.5	3.0	6	115
								WKYS-F	B	93.9	Washington, DC	1.6	4.4	13	152
								WMZQ-F	C	98.7	Washington, DC	2.1	5.5	9	160
								WPGC-F	B/CHR	95.5	Morningside, MD	0.5	2.1	7	119
								WQPO-F	CHR/AC	100.7	Harrisonburg	2.1	5.6	8	130
								WSVA	FS	550	Harrisonburg	1.1	4.0	3	74
								WTOP-F	N	107.7	Warrenton	0.5	2.9	9	120
								WWDC-F	AOR	101.1	Washington, DC	1.6	8.6	11	278
								WWMD-F	EZ	104.7	Hagerstown, MD	0.5	1.9	13	128
								WWZZ-F	CHR	104.1	Waldorf, MD	1.1	3.3	3	84

AM Stations

WINC	1400	1 kw	News/Talk	Westwd, SRN, CBS	—	Lewis
------	------	------	-----------	------------------	---	-------

FM Stations

WAPP	105.5	3 kw @ 440	Country	—	Lewis	Berryville
WAZR	93.7	25 kw @ 43	Standards	ABC	—	Woodstock
WBPP	104.9	4.1 kw @ 220	Simul. WAPP-F			Strasburg
WFQX	99.3	3 kw @ 297	New Rock		—	AMFM
WINC	92.5	22 kw @ 1400	AC/CHR	Westwd	—	Lewis
WSIG	96.9	3 kw @ -29	Country	CNN, Jones	—	Mt. Jackson
WUSQ	102.5	31.6 kw @ 630	Country	ABC	—	AMFM

Notes: Other ranked stations -- See Hagerstown-Waynesboro-Chambersburg, MD-PA or Harrisonburg, VA or, in the Spring 1999 American Radio, Washington, DC

YAKIMA, WA

Arbitron Rank: 193 Pop (12+): 168,300	Stations: 14 / 14	% Below Line: 0.0
Market TSL in Hours: 20.25	Diaries: 522/322:1/50.4%	% Not Listed: 20.2
Average Persons Rating: 15.0	Sample Target: 550	Total Retail Sales: \$1.71 Bil.

12+ Metro	Format	Spring 99 1/4 Share	Fall 98	Spg 98	Fall 97	Spg 97	12+ Metro Cume / Rtg	Fall 98	Spg 98	12+ TSA AQH / Cume	
1 KXDD-F	C	41 / 16.2	15.1	13.7	17.4	14.4	401 / 23.8	24.7	24.9	41 / 415	KXDD-F
2 KIT	T/FS	34 / 13.5	9.2	11.6	11.0	11.5	375 / 22.3	17.5	21.4	34 / 378	KIT
3 KFFM-F	CHR	30 / 11.9	17.2	16.9	13.7	10.8	440 / 26.1	30.2	30.3	36 / 478	KFFM-F
4 KATS-F	AOR	25 / 9.9	8.0	10.5	6.4	9.0	310 / 18.4	15.8	19.9	26 / 336	KATS-F
5 KARY-F	O	14 / 5.5	3.8	1.8	1.9		153 / 9.1	9.9	6.9	14 / 153	KARY-F
6 KREW	ST	9 / 3.6	1.7	2.1	2.3	0.7	70 / 4.2	2.9	4.4	9 / 70	KREW
6 QQSN-F	AC	9 / 3.6	3.8	2.8	2.7	4.7	157 / 9.4	10.7	9.4	9 / 157	QQSN-F
6 KHHK-F	CL HITS	9 / 3.6	3.8	4.6	4.9	5.0	207 / 12.3	11.0	11.6	9 / 207	KHHK-F
9 KRSE-F	SAC	8 / 3.2	4.2	5.6	7.2	4.7	147 / 8.8	9.5	11.8	8 / 165	KRSE-F

12+ FM Share (Metro): 71.78% (145 of 202) (Spring 98: 75.11%)

18-34	18-49	25-54	35+	Wom 25-54	Men 25-54	12+ AMD	12+ Mid	12+ PMD	12+ Eve	12+ Wknd
1 KFFM-F	1 KXDD-F	1 KXDD-F	1 KXDD-F	1 KXDD-F >>	1 KXDD-F	1 KIT	1 KIT <	1 KXDD-F	1 KFFM-F	1 KXDD-F >
2 KATS-F >	2 KATS-F	2 KATS-F >	2 KIT >>	2 KFFM-F	1 KATS-F >	2 KXDD-F	2 KXDD-F	2 KFFM-F	2 KIT	2 KFFM-F
3 KXDD-F >	3 KFFM-F >	3 KIT	3 KATS-F	3 KATS-F	3 KIT >	3 KFFM-F	3 KATS-F	3 KATS-F	3 KXDD-F >	3 KIT
4 QQSN-F	4 KIT >	4 KFFM-F	3 KARY-F	3 KARY-F	4 KHHK-F >	4 KATS-F >>	4 KFFM-F	4 KIT >	4 KATS-F >	4 KATS-F >
4 KIT >	5 KHHK-F	5 KARY-F	5 KREW	5 KZTB-F	5 KFFM-F	5 KARY-F	5 KARY-F >	5 KARY-F	5 KRSE-F	5 KARY-F
	6 QQSN-F	6 KHHK-F	6 KHHK-F >	5 KIT >	5 KARY-F		6 KREW	6 QQSN-F	6 KREW	6 KHHK-F
	6 KARY-F						6 QQSN-F	6 KHHK-F >	5 KARY-F	7 KREW

Other Rated Stations				Metro Share	Cume Rating	TSA AQH	Cume
KBBO	REL	1390	Yakima	1.6	3.2	4	53
KMWX	O	1460	Yakima	2.0	5.9	5	109
KYXE	SP-R	1020	Selah	2.0	2.3	7	62
KZTA-F	SP-R	96.9	Naches	1.2	4.4	3	74
KZTB-F	SP-R	96.7	Sunnyside	2.4	6.3	6	106

AM Stations

KIT	1280	5 kw/1 kw	Talk/Full Svc.	CBS, ABC, Westwd	Mc-Guild	Clr Chnl, pend.
KMWX	1460	5 kw/3.7 kw (DA-N)	Oldies	Westwd	Mc-Guild	Clr Chnl, pend.
KREW	1210	10 kw/1 kw	Standards	CBS	Tacher	Butterfield
KYXE	1020	5 kw/0.5 kw	Hispanic-Regional		Caballero	Butterfield
						Sunnyside
						Selah

FM Stations

KARY	100.9	6.9 kw @ 1269	Oldies	Westwd, CNN	Allied	New Northwest	Grandview
KATS	94.5	100 kw @ 909	AOR		Mc-Guild	Clr Chnl, pend.	
KFFM	107.3	100 kw @ 1500	CHR		Mc-Guild	Clr Chnl, pend.	
KHHK	99.7	7.6 kw @ 584	Classic Hits		Tacher	New Northwest	
QQSN	92.9	17 kw @ 843	AC		Mc-Guild	Clr Chnl, pend.	Toppenish
KRSE	105.7	100 kw @ 584	Soft AC		Allied	KBBO	
KXDD	104.1	61 kw @ 781	Country	ABC	Tacher	New Northwest	
KZTA	96.9	0.53 kw @ 1063	Hispanic-Regional		Caballero	Butterfield	Naches
KZTB	96.7	5.8 kw @ -1	Hispanic-Regional		Tacher	Butterfield	Sunnyside

Notes: 6/99 KREW changed from Standards to Hispanic as KZTS . . . 9/99 Tom Ingstad sold KIT, KMWX, KATS-F, KFFM-F and QQSN-F (plus five stations in Grand Forks, ND) to Clear Channel for \$19,710,000

RADIO PUBLICATIONS FROM DUNCAN'S AMERICAN RADIO



DUNCAN'S RADIO MARKET GUIDE

\$335.00

This is our flagship publication. Since 1984, **DUNCAN'S RADIO MARKET GUIDE** has been the standard reference for radio station buyers, sellers, lenders and brokers. **DUNCAN'S RADIO MARKET GUIDE** examines the economic conditions of more than 170 radio markets. Here's just some of the information you'll find in it:

- Market radio revenue histories and projections covering a ten-year period (five years back; five years forward).
- Radio revenue projections calculated on three separate bases for greater reliability: historical (past performance), population growth (revenue per capita) and retail sales growth.
- Revenue estimates for more than 1,600 individual radio stations, plus viable operating entities (standalones, combos, duopolies and super-duopolies).
- Revenue estimates for competing media – television, newspaper, outdoor and cable TV.
- Radio station sales for each market during the past five years.
- Jim Duncan's comments about each market, as well as a 10-point mathematical grading of each market – a Duncan's exclusive.
- Population and retail sales histories and projections.
- Revenue-per-share point and revenue-per-AQH figures for each market.

And much, much more. Published every April – 400+ pages.

AMERICAN RADIO

Since 1976, **AMERICAN RADIO** has been the radio industry's most complete and timely source book for radio ratings and programming information. Published quarterly (plus an annual "Small Market" edition), **AMERICAN RADIO** is published within a month after issuance of the Arbitron market reports. Each report includes more than 30 ratings tables for each market, and after the Spring edition, our National Rankings report details nationwide format and station performances (it's free to anyone who receives the Spring report, but also is available separately). **AMERICAN RADIO** is considered the "bible" of the radio industry and is required reading for everyone involved with radio.

Issue	Release Date	# of Markets	Price
Spring Report	September	171	\$97.00
National Rankings Summary (if ordered alone)	October	171	25.00
Spring Small Market Report	September	99	55.00
Summer Report	November	94	55.00
Fall Report	March	171	97.00
Fall Small Market Report	March	99	55.00
Winter Report	June	94	55.00

AUDIENCE-TO-REVENUE CONVERSION/FORMAT PERFORMANCE ANALYSIS

\$95.00

This annual report provides two important analyses. First, it examines the relationship between a station's audience share and its share of revenue (Conversion ratio, sometimes called "power" ratio). Over 1200 stations are listed, with all the following given for each:

- Call letters, market and format
- Revenue rank, 12+ and 25-54
- Revenue and revenue share
- Conversion (or "power") ratio

Additionally, national means are provided for formats by market size

The second part of this book analyzes the audiences of more than 1500 stations, with the following provided for each:

- Time Spent Listening
- % Male, % Female
- Turnover Ratio
- % Exclusive Cume
- % 12-24, % 25-54, % 55+
- Highest cume-sharing station
- % of listening at home

Finally, this report offers a comprehensive analysis of the concentration of both audience and revenue shares for all Arbitron-rated markets (262). Published every July.

Next page has more publications

MORE RADIO PUBLICATIONS FROM DUNCAN'S AMERICAN RADIO



THE FACILITIES OF AMERICAN RADIO - FM STATIONS, TOP 100 MARKETS \$335.00

A total update of J.T. Anderton's 1989 classic "FM Map Book." City-grade and 1-millivolt contour maps for more than 1300 stations are provided, including over 250 new stations and 500 facility changes since the first edition. It also offers complete listings of station power, antenna height above average terrain, tower coordinates and height above ground, and our exclusive description of transmitter locations by address or physical siting, all gathered during exhaustive research of FCC technical files. It features new, custom-designed base maps for easy readability. **The original and only publication of its kind;** a must-have for station buyers, lenders and brokers; rep, network and group executives and radio consultants.

DUNCAN RADIO PROFILER (CD-ROM)

CALL FOR PRICE

Now, the Duncan data you've relied upon for years -- in an easy-to-use, computer-based format. Radio Profiler currently details more than 6,100 radio stations, all 269 Arbitron-rated radio markets (including the latest ratings data) and 100 top radio groups. In an instant, you are able to review the stations, markets and groups that matter most in radio. Call us at 513.731-1800 for full details.

DUNCAN'S SUBSCRIPTION PACKAGES

Depending upon which subscription package you choose, you can save from 10 to 18 percent off the cost of ordering each book individually.

DUNCAN'S SUBSCRIPTION PACKAGE #1

A subscription to all four of the large market American Radio reports for \$275. The books would cost \$304 if purchased one-by-one. You save 10% by subscribing.

DUNCAN'S SUBSCRIPTION PACKAGE #2

A subscription to all four large market reports, plus both our Small Market editions that cover the condensed markets, for \$375. All six reports individually would be \$414, but if you opt for the six-report subscription package, you save 10%.

DUNCAN'S SUBSCRIPTION PACKAGE #3

A subscription to all four large market American Radio reports plus our flagship publication, Duncan's Radio Market Guide, plus our Revenue Conversion Ratio/Format Performance Report for \$625. Purchased one-by-one, the price would be \$734; \$304 for the quarterly reports, \$335 for the Market Guide and \$95 for the Conversion Ratio/Format report. The package saves you 15%.

DUNCAN'S SUBSCRIPTION PACKAGE #4

A subscription to all six American Radio reports, the Market Guide and the Conversion Ratio/Format Performance Report for \$695. Purchased separately, the books would be \$844. You save 18% with this package.

Next page has an order form

DUNCAN'S AMERICAN RADIO ORDER FORM

P.O. Box 8446 • Cincinnati, OH 45208-0446 • 513.731-1800 • Fax: 513.731-1835 • www.duncanradio.com

Company Name: _____

Contact Name/Title: _____

Shipping Address: _____

City: _____ State: _____

Postal Code: _____ Country: _____

Type of business:

- Broker
- Consultant
- Equipment Manufacturer; Supplier; Engineer
- Group
- Law Firm
- Lender; Analyst
- Marketing; Research
- Network; Syndicator
- Press
- School
- Station
- Other _____

Billing Address (if different):

City: _____ State: _____ Postal Code: _____ Country: _____

Phone Number: _____

Fax Number: _____

E-mail address: _____

Company Web Site: _____

1999-2000 PRODUCT LIST	PRICE	QUANTITY	TOTAL
Duncan's Radio Market Guide	\$335.00	_____	_____
American Radio Spring Ratings Report	\$97.00	_____	_____
American Radio Small Market Reports (Fall & Spring), ea.	\$55.00	_____	_____
National Rankings (if ordered alone)	\$25.00	_____	_____
American Radio Summer Ratings Report	\$55.00	_____	_____
American Radio Fall Ratings Report	\$97.00	_____	_____
American Radio Winter Ratings Report	\$55.00	_____	_____
Audience-to-Revenue Conversion/ Format Performance Analysis	\$95.00	_____	_____
The Facilities of American Radio	\$335.00	_____	_____
Radio Profiler CD-Rom (Specify IBM or Mac)			
Available only with full year subscription	\$1500.00	_____	_____
Subscription Package 1			
(All four large market quarterly reports)	\$275.00	_____	_____
Subscription Package 2			
(Package 1 plus both Small Market reports)	\$375.00	_____	_____
Subscription Package 3			
(Package 1 plus Market Guide & Revenue Conversion Study)	\$625.00	_____	_____
Subscription Package 4			
(Package 3 plus Small Market reports)	\$675.00	_____	_____


Shipping and Handling: \$7.50 for Second Day; \$15.00 for Next Morning;
\$25.00 for Saturday Delivery


TOTAL ORDER AMOUNT


- *Multi-Copy Orders and for books not on this list contact Duncan's for pricing and availability.*
- *Shipping and Handling is waived on all Subscription Packages and pre-paid orders.*

PAYMENT OPTIONS

1. Check or Money Order enclosed *Shipping and Handling fees will be waived if payment is enclosed* _____
 2. Charge my credit card _____
 VISA _____ MasterCard _____ Card # _____
 Exp. Date: _____ Name on Card _____
 3. Please send an invoice _____
- PURCHASE ORDER NUMBER (if applicable) _____








RADIO PROFILER

from DUNCAN'S AMERICAN RADIO



Everything Duncan's does, now on your computer!

Fast, intuitive, point-and-click operation

- **Ratings** – 12+ shares, average persons and cume estimates, **plus** daypart and demo rankers for stations in all Arbitron-rated markets
- **Revenues** – Estimates for stations, in-market portfolios, markets and groups
- **Stations** – Formats, personnel, phone/fax/address, co-owned stations for nearly 6,200 rated-market and/or group-owned stations
- **Group Owners** – Top personnel, addresses, station rosters, station trading activity
- **Conversion ("Power") Ratios** – For more than 2,300 stations
- **Coverage Maps** – And tech data for more than 2,500 FM and AM stations
- **Market Revenue Trends** – five-year projections and five-year review

Updated via CD after every Arbitron sweep

DUNCAN'S AMERICAN RADIO
Trusted business information since 1976