

QST


October, 1954

40 Cents

45c in Canada

devoted entirely to


amateur radio




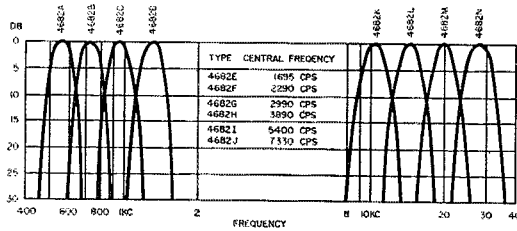
OUR MILLIONTH FILTER SHIPPED THIS YEAR...

FILTERS

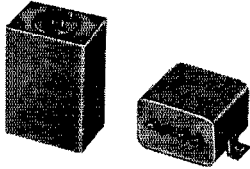
FOR EVERY APPLICATION



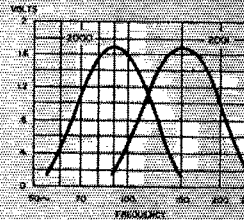
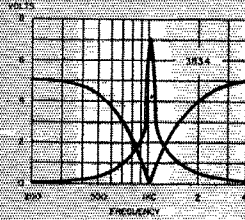
UTC manufactures a wide variety of band pass filters for multi-channel telephony. Illustrated are a group of filters supplied for 400 cycle channels. Miniaturized units have been made for many applications. For example a group of 4 cyclic filters which provide 4 channels between 4 and 100 Kc.



Dimensions:
(4682A) 1½ x 2 x 4".



Dimensions:
(3834) 1¼ x 1¼ x 2-3/16".
(2000, 1) 1¼ x 1¼ x 1¼".




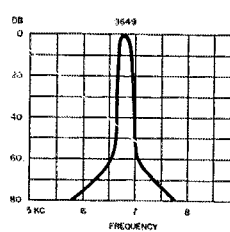
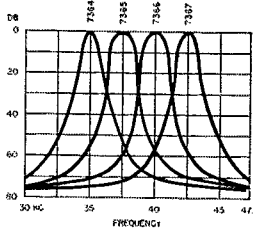
AIRCRAFT FILTERS

UTC has produced the bulk of filters used in aircraft equipment for over a decade. The curve at the left is that of a miniaturized (1020 cycles) range filter providing high attenuation between voice and range frequencies.

Curves at the right are that of our miniaturized 90 and 150 cycle filters for glide path systems.


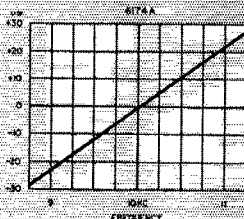
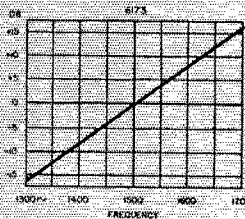
CARRIER FILTERS

A wide variety of carrier filters are available for specific applications. This type of tone channel filter can be supplied in a varied range of band widths and attenuations. The curves shown are typical units.



DISCRIMINATORS

These high Q discriminators provide exceptional amplification and linearity. Typical characteristics available are illustrated by the low and higher frequency curves shown.



Dimensions:
(6173) 1-1/16 x 1½ x 3".
(6174A) 1 x 1¼ x 2¼".

For full data on stock UTC transformers, reactors, filters, and high Q coils, write for Catalog A.

UNITED TRANSFORMER CO

150 Varick Street, New York 13, N. Y. EXPORT DIVISION: 13 E. 40th St., New York 16, N. Y. CABLES: "ARLAB"

Announcing THE THIRD ANNUAL

EDISON RADIO AMATEUR AWARD

**You are invited by the Award Committee
to nominate your candidate for 1954**

FOR the third successive year, you have the opportunity to single out for national acclaim someone who has rendered outstanding service while pursuing his hobby, amateur radio.

Only candidates who are nominated by letters from you and others, will be considered by the judges.

Naming the Edison Award winner is a tribute to the efforts of all amateurs in the public interest. By entering a candidate, you help make this tribute possible . . . and can win for yourself an expense-paid trip to the city where the Award will be presented.

Edison Award achievement is exemplified in the work of J. Stan Surber, W9NZZ, last year's winner. Mr. Surber since 1950 has served as a regular message link with hundreds of men on duty at remote Arctic weather stations—has handled, in all, some 20,000 personal communications.

Other new pages of amateur achievement are being written while you read this. Aid in honoring those responsible! Read the rules below . . . select your Edison Award candidate . . . and mail your nominating letter to *Edison Award Committee, Tube Department, General Electric Company, Schenectady 5, N. Y.*

RULES OF THE AWARD

WHO IS ELIGIBLE. Any man or woman holding a radio amateur's license issued by the F.C.C., Washington, D. C., who in 1954 performed a meritorious public service in behalf of an individual or group. The service must have been performed while the candidate was pursuing his hobby as an amateur within the continental limits of the United States.

WINNER OF THE AWARD will receive the Edison trophy in a public ceremony in a centrally located metropolitan city. Expenses of his trip to that city will be paid. As a further token of appreciation, G.E. will present him with a precision timepiece to clock DX. In addition, the person responsible for the nomination of the Award-winning candidate will be invited to attend the presentation ceremony, and his expenses also will be paid.

WHO CAN NOMINATE. Any individual, club, or association familiar with the service performed.

HOW TO NOMINATE. Include in a letter the candidate's name, address, call letters, and a full description of the service performed. Your letter must be postmarked not later than January 3, 1955.

BASIS FOR JUDGING. All entries will be reviewed by a group of distinguished and impartial judges. Their decisions will be based on (1) the greatest benefit to an individual or group, (2) the amount of ingenuity and sacrifice displayed in performing the service. The judges will be:

- E. ROLAND HARRIMAN, President, The American Red Cross
- VAL PETERSON, Administrator, Federal Civil Defense Administration
- EDWARD M. WEBSTER, Commissioner, Federal Communications Commission
- GOODWIN L. DOSLAND, President, American Radio Relay League

WINNER WILL BE ANNOUNCED on or before Thomas A. Edison's birthday, February 11, 1955.

Employees of the General Electric Company may nominate candidates for the Edison Radio Amateur Award, but are not permitted to receive the Award.



GENERAL  ELECTRIC

ENGINEERING NOTES FROM :SSB

The impact of single sideband is now being felt all over the world. It has opened up an entirely new field for the phone operator and, at the same time, has offered the promise of relieving, to a considerable extent, the highly congested phone bands. SSB presents many advantages over existing systems that just cannot be obtained by any other means. Most of these advantages have been discussed at length in the literature but because of their importance, we would like to repeat some of them here for emphasis. The principle advantages are, of course, the narrower bandwidth required for a voice communications channel and the effective power gain. The amount of improvement achieved by these advantages depends on many factors. Some of these factors are: (1) the actual "talking" power used in the systems being compared, (2) the propagation characteristics over the communications path, (3) the bandwidths of the systems being compared, to mention only a few. Because of these varying conditions, there is no single number that can be used to indicate the relative advantage of single sideband over amplitude modulation (AM). It can be shown that the relative advantage will vary between approximately 3 and 12 db depending upon the conditions under which they are compared. The advantages, however, are real and can be utilized to provide more effective phone communications in the crowded amateur bands.

While much has been said about SSB and its advantages, little has been said about the actual performance characteristics of the SSB communications circuit. Just what performance is obtainable and what are the limiting factors? The characteristics with which we are most concerned are the transmitted bandwidth, distortion and spurious radiations.

A "filter" type SSB exciter using the mechanical filter automatically limits the bandwidth of the transmitted signal without any additional filtering, and permits maximum use of our available frequencies. An audio bandpass filter would be required in a "phasing" SSB exciter to assure limiting the transmitted bandwidth to the same extent. Unless this is done, the higher audio frequencies will be transmitted and will cause interference in adjacent channels. Practice has shown that a transmitted bandwidth of

approximately 3500 cps is satisfactory for communications circuits. Anything greater than this just uses more of our spectrum and produces little or no additional intelligibility.

Distortion is generally associated with the operating conditions of linear amplifiers. To maintain good linearity, of course, it is necessary to use the proper operating voltages and to limit the plate voltage swing to the linear portion of the grid voltage-plate current curve. You simply cannot "soup-up" the amplifier or drive it harder to get more output because the distortion will increase rapidly as you approach the non-linear portions of the E_g-I_p characteristic curve. When discussing power output, we must include distortion to properly define our performance characteristics. It is essential that we do not overdrive linear stages and produce excessive distortion. Under proper conditions, it is possible to keep the 3rd order distortion products down as much as 35 to 40 db. If we overdrive stages in an attempt to "get the most out" the 3rd order distortion products may be down only as little as 6 to 10 db. This amount of distortion will cause considerable adjacent channel interference. Perhaps we should consider our maximum distortion level to be at least 25 db below the desired signal.

In producing SSB signals, it is necessary to use frequency mixing systems to get to the desired output frequency. Considerable care must be used in choosing the correct frequencies for mixing in order to avoid generating undesirable spurious signals. Considerable filtering (numerous hi-Q tuned circuits) are required to reduce the level of the spurious signals generated in frequency mixers. Frequency mixing systems should not be used having lower than 5th order mixer products. Enough filtering should be used to keep the spurious responses (mixer products) at least 60 db down. This may mean as many as 3 or 4 tuned circuits with Q's of between 75 and 100.

A well-designed "filter" type SSB exciter, using the 455C-31 mechanical filter, will provide these many advantages and will give the amateur the full improvement to be expected from a single sideband communications circuit.

COLLINS RADIO COMPANY • Cedar Rapids, Iowa

261 Madison Ave.
NEW YORK 16

1930 Hi-Line Drive
DALLAS 2

2700 W. Olive Ave.
BURBANK

COLLINS RADIO CO. OF CANADA, LTD., 74 Sparks Street, OTTAWA, ONTARIO



QST

OCTOBER 1954

VOLUME XXXVIII • NUMBER 10

PUBLISHED, MONTHLY, AS ITS OFFICIAL ORGAN, BY THE AMERICAN RADIO RELAY LEAGUE, INC., AT WEST HARTFORD, CONN., U. S. A.; OFFICIAL ORGAN OF THE INTERNATIONAL AMATEUR RADIO UNION

STAFF

Editorial

A. L. BUDLONG, WIBUD
Editor

HAROLD M. McKEAN, W1CEG
Managing Editor

GEORGE GRAMMER, W1DF
Technical Editor

DONALD H. MIX, W1TS
BYRON GOODMAN, W1DX
Assistant Technical Editors

EDWARD P. TILTON, W1HDQ
V.H.F. Editor

C. VERNON CHAMBERS, W1JEQ
LEWIS G. McCOY, W1ICP
Technical Assistants

ROD NEWKIRK, W1VMW
DX Editor

ELEANOR WILSON, W1QON
YL Editor

ANN B. FURR, W1ZIB
Production Assistant

WALTER E. BRADLEY, W1FWH
Technical Information Service

Advertising

LORENTZ A. MORROW, W1VG
Advertising Manager

EDGAR D. COLLINS
Advertising Assistant
Circulation

DAVID H. HOUGHTON
Circulation Manager

J. A. MOSKEY, W1MY
Assistant Circulation Manager

OFFICES

38 La Salle Road

West Hartford 7, Connecticut

TEL.: AD 3-6268 TWX: HF 88

Subscription rate in United States and Possessions, \$4.00 per year, postpaid; \$4.25 in the Dominion of Canada, \$5.00 in all other countries. Single copies, 40 cents. Foreign remittances should be by international postal or express money order or bank draft negotiable in the U. S. and for an equivalent amount in U. S. funds.

Entered as second-class matter May 29, 1919, at the post office at Hartford, Connecticut, under the Act of March 3, 1879. Acceptance for mailing at special rate of postage provided for in section 1102, Act of October 3, 1917, authorized September 9, 1922. Additional entry at Concord, N. H., authorized February 21, 1929, under the Act of February 28, 1925.

Copyright 1954 by the American Radio Relay League, Inc. Title registered at U. S. Patent Office. International copyright secured. All rights reserved. *Quedan reservados todos los derechos.* Printed in U. S. A.

INDEXED BY
INDUSTRIAL ARTS INDEX

Library of Congress Catalog
Card No.: 21-9421

—CONTENTS—

TECHNICAL —

A Step-by-Step Transmitter for the V.H.F. Man <i>Edward P. Tilton, W1HDQ and Mason P. Southworth, W1VLH</i>	16
The "Simple Squirt" Beam..... <i>Bill Clasen, W4GMY</i>	20
An Improved Volume-Compression Circuit <i>W. D. Brosseau, W5BSU</i>	27
Re the "Tubeless VFO".....	30
A Protective Circuit for Transmitting Tetrodes <i>Thomas E. Beling, W9AEI/2</i>	33
Two-Dial Receivers and 100-Kc. Signals.....	34
A Circuit Symbol for the Junction-Type Transistor <i>(Technical Topics)</i>	36
Bandspreading the Clapp VFO... <i>O. J. Russell, G3BHI</i>	37
TR-1TV Transmitter..... <i>(Recent Equipment)</i>	38

BEGINNER —

Some Principles of Radiotelephony — Part IV <i>Byron Goodman, W1DX</i>	22
---	----

MOBILE —

An R.F. Assembly for Mobile or Fixed-Station Work <i>C. Vernon Chambers, W1JEQ</i>	11
---	----

OPERATING —

Final Returns, 20th ARRL International DX Competition <i>Phil Simmons, W1ZDP</i>	48
Annual Simulated Emergency Test.....	72
21st ARRL Sweepstakes — Announcement.....	26

GENERAL —

QST — Volume I..... <i>Sumner B. Young, W0CO</i>	42
Switch To Safety.....	72
"It Seems to Us...".....	9
ARRL Conventions.....	10
Hamfest Calendar.....	10
Our Cover.....	16
Happenings of the Month.....	40
Correspondence from Members.....	46
Silent Keys.....	47
How's DX?.....	57
The World Above 80 Mc.....	61
YL News and Views.....	65
Operating News.....	66
With the AREC.....	68
Station Activities.....	73
Feed-Back.....	136
In QST 25 Years Ago.....	144

Again, Two New Leaders Bear a Famous Brand*

We're proud of our name and the twenty years of electronic leadership it represents. Our brand new communications line is in keeping with the high standards we have always maintained. Hallicrafters respects the recognition it has achieved by never compromising quality for price or sacrificing craftsmanship for mass production. These new models are the ultimate in precision-built communications equipment.


W. J. Halligan

Bielhalligan, Jr.




This new receiver reflects the dependable performance of 500,000 Hallicrafters radios with basically this chassis now in the field. Covers Broadcast Band 540-1650 kc plus three short-wave bands from 1650 kc—32 Mc. Electrical bandspread operates over large, easy-to-read dial. Headphone tip jacks on rear and built-in FM speaker. Oscillator for reception of code signals.

Gray steel cabinet with silver frame trim $12\frac{1}{8}''$ x $7''$ x $7\frac{1}{4}''$. Shipping weight 13 lbs. Four tubes plus rectifier. 105/125 V. 50/60 cycle AC/DC \$49.95




Model S-38D

These two new Civil Patrol receivers replacing the popular S-81 and S-82 are over ten times as sensitive, have greater increased audio power output, and include an extremely reliable *built-in relay squelch system*. This type of squelch system *completely* disables the entire audio system so that not a murmur is heard from the speaker until a signal is received making the unit perfect for monitoring of police, fire, taxi, mobile-telephone, forestry, civil defense. The S-94 covers from 30—50 Mc and the S-95 from 150—173 Mc. Built-in speaker and provisions for headphones. Gray steel cabinet with silver trim panel and red pointer. $12\frac{1}{8}''$ x $7''$ x $7\frac{1}{4}''$. Shipping weight approximately $12\frac{1}{2}$ lbs. Eight tubes plus rectifier. 105/125 V. 50/60 cycle AC/DC \$59.95



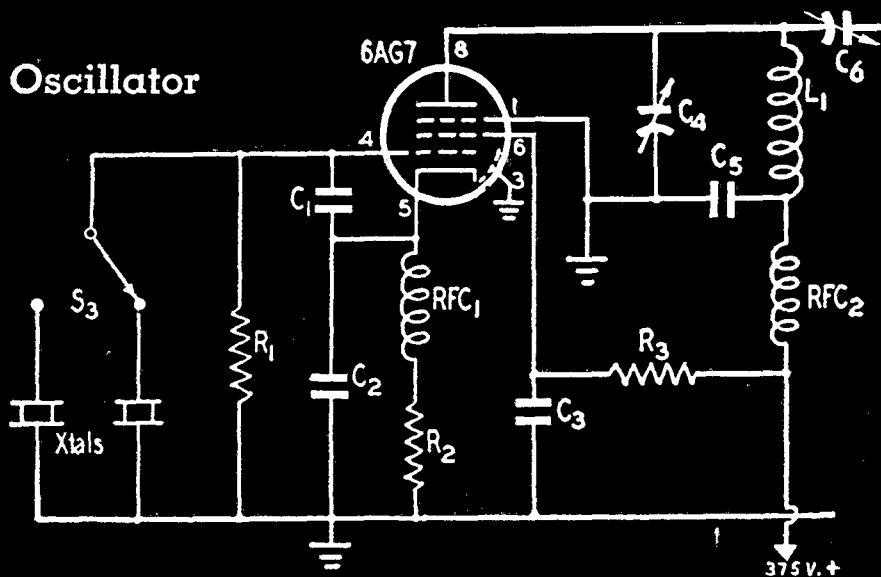
CHICAGO 24, ILLINOIS



Model S-94 (S-95)

* hallicrafters

Oscillator



C1—15-uufd. mica

C2—50-uufd. mica

C3—0.002-uufd. mica

C4—100-uufd. variable

C5—500-uufd. mica

C6—7 to 35-uufd. variable

R1—88,000 ohms, 1/2 watt

R2—500 ohms, 1 watt

R3—47,000 ohms, 1 watt

RFC1, 2—2.5-mh. choke

S3—S.p.d.t. snap switch


L1—(see text below)

FOUR BAND COVERAGE with **ONE** PR Crystal!

Never underestimate the driving power of a crystal oscillator . . . providing you have the right circuit and the right crystal. Here's one that will give ample output on 40, 20, 15 and 10 meters, utilizing a low-cost PR 7 MC. Crystal! It will drive a 2E26 or even an 807 clear down to 10 meters. The circuit is not tricky. Crystal oscillates at all times regardless of whether plate circuit is at resonance. The inductance L1 should resonate at the frequency on which output is desired. Do not substitute another tube for the 6AG7. Use a minimum of 375 volts and as high as 390 volts for best results when doubling, tripling or quadrupling. Try this oscillator. Addition-

al copies of the circuit may be obtained from your PR Jobber, or directly from the factory.

You can get high-quality, low-cost PRs for all amateur bands (exact integral frequency) at no additional cost. It's good to know where you are with a PR! They're unconditionally guaranteed!



TYPE Z-2

\$2.95

Exact integral frequency within 80 or 40 meter band without extra charge . . . from your jobber.

PETERSEN RADIO CO., INC. 2800 WEST BROADWAY
COUNCIL BLUFFS, IOWA

EXPORT SALES: Royal National Company, Inc., 75 West Street, New York 6, N. Y., U. S. A.

Section Communications Managers of the ARRL Communications Department

Reports Invited. All amateurs, especially League members, are invited to report station activities on the first of each month (for preceding month) direct to the SCM, the administrative ARRL official elected by members in each Section. Radio club reports are also desired by SCMs for inclusion in QST. **ARRL Field Organization station appointments** are available in the areas shown to qualified League members. These include ORS, OES, OPS, OO and OBS. St. Ms also desire applications for SEC, EC, RM and PAM where vacancies exist. *All amateurs* in the United States and Canada are invited to join the Amateur Radio Emergency Corps (ask for Form 7).

ATLANTIC DIVISION			
Eastern Pennsylvania	W3BP	W. H. Wiant	P.O. Box 143
Maryland-Delaware-D. C.	W3EOK	Arthur W. Plummer	3804 Resmere Road
Southern New Jersey	K2BG	Herbert C. Brooks	800 Lincoln Ave.
Western New York	W2SJV	Edward Graf	81 King St.
Western Pennsylvania	W3NCD	R. M. Heck	RFD 1
CENTRAL DIVISION			
Illinois	W9YIX	George Schreiber	239 S. Scoville Ave.
Indiana	W9BKJ	George H. Graue	824 Home Ave.
Wisconsin	W9RQM	Reno W. Goetsch	929 S. 7th Ave.
DAKOTA DIVISION			
North Dakota	W0HNV	Earl Kirkeby	P. O. Box 12
South Dakota	W0RRN	J. W. Sikorski	1900 South Menlo Ave.
Minnesota	W0MXX	Charles M. Bove	1611 1/2 E. Lake St.
DELTA DIVISION			
Arkansas	W5LUX	Fred Ward	520 South Maple St.
Louisiana	W5MO	Thomas J. Morgavi	3421 Canaille St.
Mississippi	W5OTD	Dr. A. R. Cortese	Box 326
Tennessee	W54CF	Harry C. Simpson	1863 So. Wellington St.
GREAT LAKES DIVISION			
Kentucky	W4SBI	Robert E. Fields	531 Central Ave., (Kentucky side)
Michigan	W8HKT	Fabian T. McAllister	RFD 1, Box 368
Ohio	W8AJW	John E. Sirtnger	2972 Clague Rd.
HUDSON DIVISION			
Eastern New York	W2ILI	Stephen J. Mason	73 River St.
N. Y. C. & Long Island	W2VBT	Carleton L. Coleman	117 Harvard St.
Northern New Jersey	W2VQR	Lloyd H. Manamon	410 1/4 Fifth Ave.
MIDWEST DIVISION			
Iowa	W0PP	William G. Davis	3rd St.
Kansas	W0ICV	Earl N. Johnson	624 Roosevelt
Missouri	W0GBJ	Clarence L. Arundale	1048 South Jefferson Ave.
Nebraska	W0CBH	Floyd B. Campbell	203 W. 8th St.
NEW ENGLAND DIVISION			
Connecticut	W1EFW	Milton E. Chaffee	53 Homedale Ave.
Maine	W1AFT	Bernard Seamon	73 Middle St.
Eastern Massachusetts	W1ALP	Frank L. Baker, jr.	91 Atlantic St.
Western Massachusetts	W1JYH	Roger E. Corey	67 West Allen Ridge Road
New Hampshire	W1GMH	Carroll A. Currier	1426 Belmont St.
Rhode Island	W1TBB	Merrill D. Randall	#2 Bungalo, Girard Ave.
Vermont	W1RNA	Robert L. Scott	108 Sias Ave.
NORTHWESTERN DIVISION			
Alaska	KL7AGU	Dave A. Fulton	Box 103
Idaho	W7IUW	Alan K. Ross	2105 Iron St.
Montana	W7CT	Leslie E. Crouter	608 Yellowstone Ave.
Oregon	W7BJS	John M. Carroll	P. O. Box 706
Washington	W7FIX	Victor S. Gish	511 East 71st St.
PACIFIC DIVISION			
Hawaii	KH6KS	James E. Keefer	3459 Kahawalu Dr.
Nevada	W7IU	Ray T. Warner	539 Birch St.
Santa Clara Valley	W6WGO	R. Paul Tibbs	1946 Harmil Way
East Bay	W6RLB	Guy Black	546 Spruce St.
San Francisco	W6GJC	Walter A. Buckley	36 Colonial Way
Sacramento Valley	W6JDN	Harold L. Lucero	1113 Elinore Ave.
San Joaquin Valley	W6GIW	Edward L. Bewley	421 East Olive St.
ROANOKE DIVISION			
North Carolina	W4DLX	J. C. Geaslen	1832 Logie Ave.
South Carolina	W4ANK	T. Hunter Wood	1702 North Rhett Ave.
Virginia	W4KX	John Carl Morgan	Merrimans Lane
West Virginia	W8FQQ	Albert H. Hix	1013 Belmont St.
ROCKY MOUNTAIN DIVISION			
Colorado	W0CDX	Karl Brueggeman	1945 Kearny St.
Utah	W7UTM	Floyd L. Hinshaw	165 East 4th, North
Wyoming	W7PKX	Wallace J. Ritter	P. O. Box 797
SOUTHEASTERN DIVISION			
Alabama	W4MT	Joe A. Shannon	3809 Springfield Blvd.
Eastern Florida	W4FWZ	John W. Hollister	1003 E. Blount St.
Western Florida	W4MS	Edward J. Collins	226 Kings Highway
Georgia	W4NS	George W. Parker	563 Ramon Llovet
West Indies (Cuba-P.R.-V.I.)	KP4DJ	William Werner	
Canal Zone	KZ5RM	Roger M. Howe	Box 462
SOUTHWESTERN DIVISION			
Los Angeles	W6VVI	Howard C. Bellman	973 Mayo St.
Arizona	W7LVR	Albert Steinbrecher	RFD 5, Box 237
San Diego	W6LRU	Don Stansifer	4427 Pescadero
Santa Barbara	W6IOX	Vincent J. Haggerty	1017 Indio Muerto St.
WEST GULF DIVISION			
Northern Texas	W5IOD	T. Bruce Craig	1706-27th
Oklahoma	W5KST	Dr. Will G. Grandall	State Veterans Hospital
Southern Texas	W5FIF	Dr. Charles Fermaglich	618 Medical Arts Bldg.
New Mexico	W5ZU	G. Merton Sayre	Box 625
CANADIAN DIVISION			
Maritime	VE1OM	Douglas C. Johnson	104 Preston St.
Ontario	VE3IA	G. Eric Farquhar	16 Emerald Crescent
Quebec	VE2GL	Gordon A. Lynn	R.R. No. 1
Alberta	VE6MJ	Sydney T. Jones	10706-57th Ave.
British Columbia	VE7JT	Peter McIntyre	981 West 26th Ave.
Yukon	VE4JC		
Manitoba	VE5HR	Leonard E. Cuff	286 Rutland St.
Saskatchewan	VE5HR	Harold R. Horn	1044 King St.

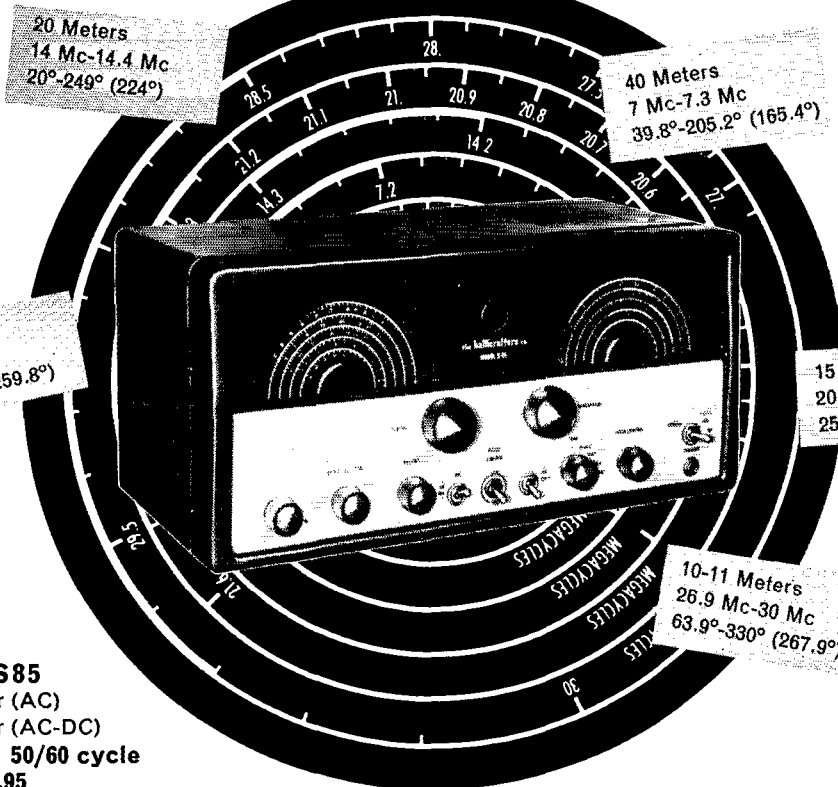
* Official appointed to act temporarily in the absence of a regular official.

Leading a brand new line . . .

with over

1000°


OF CALIBRATED BANDSPREAD!



MODEL S85
 S-85 Receiver (AC)
 S-86 Receiver (AC-DC)
 105/125 V. 50/60 cycle
 Either \$119.95

We know you expect the finest from Hallicrafters and you get it with this exciting new receiver. Here at the "World's Largest Hamshack," we are proud of our new models including the S-85 with the 10, 11, 15, 20, 40 and 80 meter amateur bands calibrated over 1000° for superior selectivity. Broadcast band 540-1680 kc and three short-wave bands 1680 kc-34 Mc

are displayed on a large easy-to-read dial. Separate bandspread tuning condenser, seven tubes plus rectifier—there's so much more about this new receiver, why not see your Hallicrafters jobber or mail coupon below for complete specification sheet.



hallicrafters
 Chicago 24, Illinois

Mail coupon today:

FREE Please check below

- World-wide Time Converter
- Specification Sheets S-85 (S-86) S-95 (S-94) S-38D

Name _____

Address _____

City _____ State _____

Ham (call letters _____) Listener

Occupation _____

Bill Balligan, Jr.

THE AMERICAN RADIO RELAY LEAGUE, INC.,

is a noncommercial association of radio amateurs, bonded for the promotion of interest in amateur radio communication and experimentation, for the relaying of messages by radio, for the advancement of the radio art and of the public welfare, for the representation of the radio amateur in legislative matters, and for the maintenance of fraternalism and a high standard of conduct.

It is an incorporated association without capital stock, chartered under the laws of Connecticut. Its affairs are governed by a Board of Directors, elected every two years by the general membership. The officers are elected or appointed by the Directors. The League is noncommercial and no one commercially engaged in the manufacture, sale or rental of radio apparatus is eligible to membership on its board.

"Of, by and for the amateur," it numbers within its ranks practically every worth-while amateur in the nation and has a history of glorious achievement as the standard-bearer in amateur affairs.

Inquiries regarding membership are solicited. A bona fide interest in amateur radio is the only essential qualification; ownership of a transmitting station and knowledge of the code are not prerequisite, although full voting membership is granted only to licensed amateurs.

All general correspondence should be addressed to the administrative headquarters at West Hartford, Connecticut.



Past Presidents

HIRAM PERCY MAXIM, W1AW, 1914-1936
EUGENE C. WOODRUFF, W8CMP, 1936-1940
GEORGE W. BAILEY, W2KH, 1940-1952

Officers

President GOODWIN L. DOSLAND, W0TSN
Moorhead, Minnesota

First Vice-President WAYLAND M. GROVES, W5NW
P.O. Box 586, Odessa, Texas

Vice-President FRANCIS E. HANDY, W1BDI
38 La Salle Road, West Hartford, Connecticut

Vice-President PERCY C. NOBLE, W1BVR
37 Broad St., Westfield, Massachusetts

Secretary A. I. BUDLONG, W1BUD
38 La Salle Road, West Hartford, Connecticut

Treasurer DAVID H. HOUGHTON
38 La Salle Road, West Hartford, Connecticut

.

General Counsel PAUL M. SEGAL
816 Connecticut Ave., Washington 6, D.C.

Technical Director GEORGE GRAMMER, W1DF
38 La Salle Road, West Hartford, Connecticut

Technical Consultant PHILIP S. RAND, W1DBM
Route 58, Redding Ridge, Connecticut

Assistant Secretaries:
JOHN HUNTOON, W1LVQ LEE AURICK, W1RDV
PERRY F. WILLIAMS, W1UED
38 La Salle Road, West Hartford, Connecticut

DIRECTORS

Canada

ALEX REID VE2BE
240 Logan Ave., St. Lambert, P. Q.
Vice-Director: Reginald K. Town VE7AC
2879 Graveley St., Vancouver 6, B. C.

Atlantic Division

GILBERT L. CROSSLEY W8YA
Dept. of E. E., Penna. State University
State College, Pa.
Vice-Director: Charles O. Badgett W3LVF
725 Garden Road, Glenside, Pa.

Central Division

WESLEY F. MARRINER W9AND
844 N. Galena Ave., Dixon 7, Ill.
Vice-Director: Harry M. Matthews W9UQT
Box 1195, Springfield, Ill.

Dakota Division

ALFRED M. GOWAN W0PHR
325 S. Menlo Ave., Sioux Falls, S. D.
Vice-Director: Forrest Bryant W0FDS
6840 Harriet Ave., Minneapolis, Minn.

Delta Division

GEORGE H. STEED W5BUX
1912 Beech St., Pine Bluff, Ark.
Vice-Director: George S. Acton W5BMM
Plain Dealing, La.

Great Lakes Division

JOHN H. BRABB W8SPF
708 Ford Bldg., Detroit 26, Mich.
Vice-Director: Robert L. Davis W8EYB
247 Highland Ave., Salem, Ohio

Hudson Division

GEORGE V. COOKE, JR. W2OBU
88-31 239 St., Bellerose 26, N. Y.
Vice-Director: Thomas J. Ryan, Jr. W2NKD
1082 Anna St., Elizabeth 4, N. J.

Midwest Division

WILLIAM J. SCHMIDT W0OZN
306 S. Vassar, Wichita, Kansas
Vice-Director: James E. McKim W0MVG
1404 S. Tenth, Salina, Kansas

New England Division

PERCY C. NOBLE W1BVR
37 Broad St., Westfield, Mass.
Vice-Director: Frank L. Baker, Jr. W1ALP
91 Atlantic St., North Quincy 71, Mass.

Northwestern Division

R. REX ROBERTS W7CPY
837 Park Hill Drive, Billings, Mont.
Vice-Director: Karl W. Weingarten W7BGQ
3219 N. 24th St., Tacoma 7, Wash.

Pacific Division

RAY H. CORNELL W6JZ
909 Curtis St., Albany 6, Calif.
Vice-Director: Harry M. Engwicht W6HC
770 Chapman, San Jose 26, Calif.

Roanoke Division

P. LANIER ANDERSON, JR. W4MWH
428 Maple Lane, Danville, Va.
Vice-Director: Gus M. Browning W4BPD
135 Broughton St., S. E., Orangeburg, S. C.

Rocky Mountain Division

CLAUDE M. MAER, JR. W0IC
740 Lafayette St., Denver, Colo.
Vice-Director:

Southeastern Division

JAMES P. BORN, JR. W4ZD
25 First Ave., N. E., Atlanta, Ga.
Vice-Director: Randall E. Smith W4DQA
902 Plaza Court, Orlando, Fla.

Southwestern Division

JOHN R. GRIGGS W6KW
3661 Buckingham Rd., Los Angeles 8, Calif.
Vice-Director: Walter R. Joos W6EKM
1315 N. Overhill Drive, Inglewood 3, Calif.

West Gulf Division

A. DAVID MIDDLETON W5CA
9 Kay Road, Teras, N. M.
Vice-Director: Carl C. Drumetter W5EHO
5824 N.W. 58th St., Oklahoma City 12, Okla.

"It Seems to Us..."

QST, VOLUME I

Beginning on page 42 of this issue we publish the first in a series of several articles summarizing the contents and flavor of the early volumes of *QST*. The casual style and selection of interesting highlights make, we think, for easy reading despite their strictly factual and documentary basis. No one would suspect that behind their preparation lies one of the most prodigious and laborious tasks of research and analysis, accomplished solely as a matter of personal interest, ever to come to our attention.

The researcher-author is Sumner B. (Ted) Young, WØCO, a real old-timer with a string of "ex" calls and now a Minneapolis corporation attorney. In 1951, recovering from an illness, he spent much of his convalescent time poring over early *QST*s, of which he has collected several complete sets in bound volumes. For his own personal use he decided to compile a volume of photostats of the column "Twenty Five Years Ago in *QST*." Thinking ahead to the next step, he planned to embark on a project of producing an elaborate index of the first five volumes of *QST*. His letters to us at that time included the following comments:

Professional men are well aware of the usefulness of an index as a working tool. As a lawyer, I work with indexes a good deal and my attitude toward law books is that without a good index they are next-door to worthless.

QST is a veritable mine of interesting and valuable material on the history of amateur radio. . . . [but] *QST* is a difficult publication to index. Facts hide out in the most unexpected places. They are numerous, and are spread about in illogical array. Articles are only a few pages long. Indexing, both by call letters and by names, is essential. Cross-indexing must be accomplished, in various ways, to insure the finding of items, later. Indexing things by their titles would tell only about one-tenth of what each issue really contains. . . .

It is surprising to see how facts of interest and importance have a way of showing up, in unexpected places, in *QST*. It is amazing, also, to discover what a large volume of material is encompassed in what looks to be a rather small number of printed pages. . . .

And despite the small number of printed pages in those first issues, the extent of the cross-indexing job Ted Young has done is almost incredible. We might not believe it, had we not seen the working materials ourselves. Thousands upon thousands of 3 x 5 file cards,

each containing an index heading, the subject and other cross reference, were handwritten — then sorted by classifications, and recopied by hand for typing a master page. The file drawers occupy almost as much space at WØCO as the transmitters, and that's saying something! The fact that the job has taken all his spare time for the past several years is indicative of the mountainous task involved.

At this point Ted had completed a job unexcelled for reference work, but about as interesting to read as the telephone directory. In poring over old *QST*s, however, he had reabsorbed a great deal of the flavor of amateur radio in those early days, and when he finished Volume IV he sat down to write a brief foreword setting forth the highlights. After we had seen a copy, we found it such pleasant reading that we asked him to go back and do forewords for the previous three volumes, to which he consented.

To the researcher and historian of those early days, the index will be of inestimable value; to the more casually interested among us, the foreword serves as a guide to many buried wonders. So step with us, if you will, both Old Timer and Novice — those who long to hear again the horrendous whine of a rotary gap, and those just recently introduced to ham radio — back into the pages of history. It is December, 1915, and here is *QST*, Volume I.

SINGLE SIDEBAND

The League Hq. takes pleasure in announcing the preparation of a new ARRL publication, *Single Sideband for the Radio Amateur*, out later this month — the first addition to the ARRL library of publications in more than a dozen years.

Just seven years ago W6YX and WØTQK started the current swing to "s.s.s.c." with their history-making 14-Mc. communication. *QST* has plugged as hard as it could for the new mode, often in the face of severe criticism from the present 'phone gang, reminiscent of the spark-c.w. feuds of the Twenties. Single sideband has grown, mightily. For several years now we've periodically examined the possibility of a special publication for the s.s.b. gang; each time it appeared premature (though of course less so each year), and that *QST* and the *Handbook* could do an adequate

job. At the 1954 ARRL Board meeting in May the subject of an s.s.b. book was discussed informally, further confirming growing membership interest. What tipped the scales to start the project was the appearance at the Trade Show in Chicago in late May of a surprising number of new s.s.b. units and gadgets manufacturers are bringing out this year, whereas up until now only a small amount of gear has been available, and the probability of a marked upsurge of s.s.b. interest as a result.

When an examination of the material in *QST* the past few years showed coverage of the field surprising even to us in its completeness, we decided to build the book largely on those articles, adding only such other material as was necessary to make a practical handbook of current techniques. We think it shapes up as a mighty useful addition to any amateur shack.

ARRL Conventions

MIDWEST DIVISION

Des Moines, Ia. — Oct. 16th-17th

The ARRL Midwest Division Convention in Des Moines, Ia., October 16th-17th, will feature colored movies and slides of the famed Clipperton Island expedition. Sponsor of the convention is the Des Moines Radio Amateur Association. The convention site is Hotel Fort Des Moines, where displays will be set up and meetings held for special groups as well as conventioners as a whole. Main speaker will be Ed Tilton, W1HDQ, *QST*'s v.h.f. editor.

The convention fee is a reasonable \$7.50 — or only \$7 if you preregister (fee includes the cost of two big meals, to be served at the hotel). For information on registrations and reservations write the Rev. Duane Farris, 1210 63rd St., Des Moines, Iowa.

NEW ENGLAND DIVISION

Manchester, N. H. — Oct. 10th

The Manchester Radio Club, sponsors of the 1954 ARRL New England Division Convention, are preparing to welcome 3000 hams to the time of their lives. The convention will be held Sunday, October 10th, at the State Armory, Manchester. Starting time is 9 A.M.

A chockfull program is planned, highlighted by demonstrations of single sideband, radio-teletype, and amateur television. Some of the other activities are ARRL functions, net meetings, special YL and Novice doings, novel contests, mobile-transmitter hunts, equipment demonstrations, continuous technical-nontechnical films, etc. Nothing is being spared to provide the very best in exhibits, speakers and banquet. Free parking for 1000 cars.

Banquet \$5.00 — general admission \$3.00. For advance tickets, hotel-motel reservations: Cleo Beauchamp, W1SLJ, 386 Reed St., Manchester,

New Hampshire. *Notice to clubs and parties:* Special party table reservation tickets in blocks of ten — \$50.00 (advance sale only).

Meet us at Manchester!

ROANOKE DIVISION

Richmond, Va. — Oct. 30th-31st

The Richmond Amateur Radio Club is sponsoring the ARRL Roanoke Division Convention, to be held the week end of October 30th-31st in Richmond, Virginia. The location will be historic Hotel Jefferson in the heart of the city.

Informal get-togethers will be the order of business Friday night, October 29th, with local hams as hosts. Saturday registration will start at 9 A.M. with the program getting under way at 10. Special emphasis this year is being placed on technical subjects. Director Anderson will preside at a series of special meetings on subjects including SCM and EC activities.

Saturday evening will begin with a banquet at 7 o'clock in the hotel ballroom. The evening will be climaxed by dancing beginning at 9:30 to the music of Burt Repines orchestra. Sunday morning will be mobile assembly time at the park and "Bon Voyage."

The Hotel Jefferson has set aside a block of rooms for the convention. Room reservations should be made direct, mentioning the Richmond Amateur Radio Club. Advance registrations for convention activities should be sent to Howard Lipsius, W4OSB, Secretary, RARC, P. O. Box 1985, Richmond 16, Virginia. Registration fee, \$6.50, includes banquet and dance.

HAMFEST CALENDAR

DISTRICT OF COLUMBIA — Greater Washington Area Hamfest, Sunday, October 3rd, at Palisades Park. This hamfest is sponsored by the Washington Mobile Radio Club and all profits will be given to the Washington Television Interference Committee. Program begins at 11 A.M.; dinner between 2 P.M. and 4 P.M. Games and free cokes. Pre-registration tickets \$2.25, including dinner — \$1.00 without. Children's tickets \$1.50 with dinner — 50¢ without (children 6 to 12 years). For tickets and information contact Ethel Smith, W3MSU.


ILLINOIS — Society Radio Operators, Chicago, will hold a Halloween Dance and Cabaret Party at their new clubhouse, 6038 No. Cicero Ave., Oct. 29th, starting at 9 P.M. Tickets \$1.50. All are welcome.

LOUISIANA — The Caravan Club of Louisiana is holding its first annual Hamfest near Shreveport, La., November 14th. There will be plenty of games, exhibits and activities to interest the YLs, XYLs, junior ops and OMs alike. Advance reservations should be addressed to R. C. Herrlin, 469 Albany Ave., Shreveport, La. Advance reservations for adults \$1.50, children \$1.00 (\$2.00 and \$1.25 at the gate).

NEW YORK — All Western New York radiomen, young and old, commercial and amateur, are invited to attend the 3rd annual Old Timers' Nite at the Doud Legion Post, Buffalo Road, Rochester, N. Y., Friday, Oct. 22nd. A full-length program is scheduled with a buffet supper at 7 P.M. (\$1.85). Outstanding speakers, huge exhibit of antique wireless equipment including several spark transmitters, etc. Mail postcard stating number attending for buffet supper to: Bruce Kelley, W2ICE, Chairman, Union & Stony Point Rd., Rochester 11, N. Y.

NEW YORK — Federation of Long Island Radio Clubs will hold its annual Hamfest on Friday evening, October 15th, 8 o'clock, at the Lost Battalion Hall, 93-29 Queens Blvd., Elmhurst, L. I. There will be exhibits, exceptional music for dancing, and areas set apart to meet special ham

(Continued on page 148)



Front view of the 6-band mobile transmitter. The control knob for S_2 is located between the meter and the dial for C_3 and C_4 . S_1 is directly below the crystal socket, with the knobs for C_2 and C_6 to the left and right, respectively. J_1 and J_5 are at the bottom of the $4\frac{1}{8} \times 6\frac{1}{4}$ -inch panel. The perforated aluminum cover is $9\frac{1}{8}$ inches deep and has a hole punched in the left side to permit adjustment of C_1 .

An R.F. Assembly for Mobile or Fixed-Station Work

Ganged Multiple-Circuit Tuners in a Six-Band Rig

BY C. VERNON CHAMBERS,* WIJEQ

ALTHOUGH many home constructors lay honest claim to a strong anticommmercial attitude toward transmitting gear, it must be admitted that more than one sometimes cast admiring eyes at the neat mobile packages available on the market. Most manufactured units certainly have eye appeal, and a compactness that is difficult to duplicate in the home workshop. The ability to produce rigs of such small dimensions is not difficult to understand if one examines the interior of one of these units. Here one will find many special fittings and components of miniature size that are not available to the average ham. However, the ham who likes to roll his own may not be too concerned about saving the last cubic inch of space if he gets the sort of performance and convenience he wants.

The mobile transmitter shown in the photographs represents a practical compromise between commercial standards of compactness and those which can conveniently be met in the home workshop by a ham with average skill in construction. Its chief attributes are as follows:

1) No power output has been sacrificed for the sake of miniaturized construction, yet it is compact enough to fit in a convenient spot under the instrument panel.

2) Six-band coverage is accomplished employing neither plug-in coils nor complicated r.f. switching. The only r.f. switch is a simple one that selects one of two output links. Band-changing, in some instances, requires the readjustment of only a single control.

3) Through the use of ganged condensers, only two circuit-resonating controls are needed.

4) Construction is straightforward and does

not require the use of special components or hardware that is difficult to make.

5) The transmitter will work satisfactorily from almost any practical mobile power supply.

6) The unit can easily be removed from the car to the home-station operating table, and be operated with the final running at full rated input — 90 watts c.w. (or 65 watts 'phone with a suitable modulator).

There were reasons why it was believed not entirely desirable to include the modulator in the r.f. unit. In the first place, of course, space under the dash is usually at a premium, so the dimensions of a unit intended primarily for mounting in this location should be minimum. There is negligible disadvantage in placing a separate modulator unit where more space is available. Another point is that it is practically impossible to design an audio section that will work satisfactorily and economically over a wide range of plate voltages and power-output levels. It is preferable that the design of the modulator be based on the available power supply.

The Circuit

The circuit of the transmitter, Fig. 1, shows an r.f. line-up consisting of a grid-plate crystal oscillator followed by a multiplier-driver stage and a 6146 power amplifier. The oscillator employs a 5763 tube, V_1 , uses 3.5-, 6-, or 7-Mc. crystals, depending on the output frequency desired, and has a parallel-feed plate circuit tuned by C_2 and L_1 . This stage ordinarily is operated at the crystal frequency, but it can also be tuned as a frequency multiplier to the second harmonic of 3.5-Mc. crystals if such operation becomes desirable. Feed-back can be adjusted by C_1 to suit crystals

* Technical Assistant, QST.

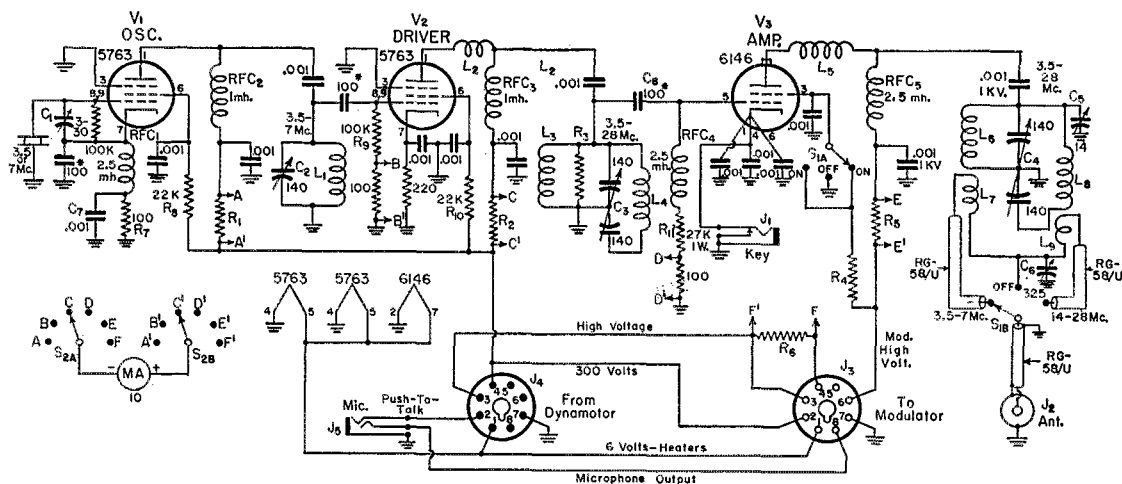


Fig. 1 — Wiring diagram of the six-band mobile transmitter.

- C₁ — 3-30- μ mf. trimmer.
- C₂ — 140- μ mf. variable (Hammarlund MC-140-S).
- C₃, C₄ — 140- μ mf. per-section variable (Hammarlund MCD-140-M). (Ganged to single control.)
- C₅ — 14- μ mf. midget variable (Johnson 15M11).
- C₆ — 325- μ mf. variable (Hammarlund MC-325-M).
- R₁, R₂ — 5-times meter shunt: 60 inches No. 34 enam., scramble-wound on 1-megohm, $\frac{1}{2}$ -watt resistor.
- R₃ — See text.
- R₅, R₆ — 25-times meter shunt: three 32 $\frac{1}{2}$ -inch lengths No. 34 enam., connected in parallel and scramble-wound on 1-megohm, $\frac{1}{2}$ -watt resistor.
- L₁ — 11 μ h.: 43 turns No. 24, 1 $\frac{1}{16}$ inches long, $\frac{3}{8}$ -inch diam. (B & W 3008).
- L₂ — Parasitic choke: 4 turns No. 16, $\frac{1}{4}$ -inch diam., turns spaced wire diam.
- L₃ — 6 μ h.: 20 turns No. 24, $\frac{5}{8}$ inch long, $\frac{3}{4}$ -inch diam. (B & W 3007).
- L₄ — 2.85 μ h.: 21 turns No. 20, 1 $\frac{1}{16}$ inches long, $\frac{5}{8}$ -inch diam. (B & W 3007).
- L₅ — Parasitic choke: 6 turns No. 16, $\frac{1}{4}$ -inch diam., turns spaced wire diam.
- L₆ — 6 μ h.: 20 turns No. 20, 1 $\frac{1}{4}$ inches long, 1-inch diam. (B & W 3015).

- L₇ — 5.2 μ h.: 18 $\frac{1}{2}$ turns No. 24, $\frac{9}{16}$ inch long, $\frac{3}{4}$ -inch diam. (B & W 3012).
- L₈ — 2.85 μ h.: 16 $\frac{1}{2}$ turns No. 20, 1 inch long, $\frac{3}{4}$ -inch diam. (B & W 3011).
- L₉ — 0.4 μ h.: 4 turns No. 20, $\frac{1}{4}$ inch long, $\frac{3}{4}$ -inch diam. (B & W 3011).

NOTE: See text for additional data on L₈ and L₉.

- J₁ — Midget closed-circuit jack.
- J₂ — Coaxial-cable connector (Amphenol 83-1R).
- J₃ — 8-prong female connector (Amphenol 78-S8).
- J₄ — 8-prong male connector (Amphenol 86-CP8).
- J₅ — Midget 2-circuit microphone jack.
- MA — 0-10-ma. d.c. meter (Simpson Model 127).
- S_{1A} — 1-pole 6-position (3 used) selector switch (Centralab PA-1).
- S_{1B} — 1-pole 11-position (3 used) selector switch (Centralab PA-11).

NOTE: S_{1A} and S_{1B} mounted on Centralab PA-300 index assembly.

S₂ — 2-pole 6-position selector switch (Centralab PA-2003 or PA-3 section on PA-300 index).

Unless otherwise specified, all resistors are $\frac{1}{2}$ watt, and all fixed capacitors are disk ceramic.

* Indicates a mica capacitor.

of varied activity. Cathode bias protects the tube in the event of crystal failure. Output from the oscillator is capacity-coupled to the grid of V₂.

While it might be possible to cover all six bands with the oscillator and final alone, a multiplier stage is included. This not only permits the final to be used as a straight amplifier on all bands, but it makes it unnecessary to push the oscillator to the limit to secure adequate drive. As it is, the two exciter tubes loaf along at a total plate current of about 18 ma.

The multiplier stage also employs a 5763, V₂, uses parallel plate feed, and is tuned to resonance by a 6-band tuner consisting of C₃, and inductors L₃ and L₄.¹ Cathode bias is used in this stage not only to protect the tube, but also to limit the input to only that necessary for adequate drive to the final. Plate current is approximately 10 ma. L₂ is used to suppress v.h.f. parasitic oscillation.

A resistor, R₃, connected across L₃ of the tuner, serves three useful purposes. First, it helps to

level off the drive to the final amplifier. In particular, it reduces the output of the driver at the lower frequencies where there is otherwise an overabundance of drive. Its effect on drive at the higher frequencies is relatively small. Second, it effectively broadens the response of the tuner at the lower frequencies, thus simplifying the problem of tracking this circuit with the one in the final. And last, but by no means least, the addition of R₃ is an important aid in stabilizing both driver and final at the lower frequencies where all three stages may be operating at the same frequency.

A 6146 was selected for the amplifier, principally because it is one of the few tubes that works well over a wide range of plate voltages. It will perform just about as efficiently at low voltages as it does at its maximum rating. Thus, the input can be adjusted to suit the available power supply and modulator. Parallel plate feed is used in this stage, too, and the output circuit is resonated with a multiband tuner, C₄-L₆-L₈, similar to the one in the driver stage with which it is ganged to a single control. C₅ is a trimmer to aid in the

¹ Chambers, "Single-Ended Multiband Tuners," *QST*, July, 1954.

tracking adjustment. L_5 is a v.h.f. parasitic choke. A keying jack, J_1 , is provided for those who may want to work c.w., either mobile or at a fixed station. S_{1A} in the screen circuit holds the input to a safe value (almost zero plate current at 450 volts) during periods of tune-up or testing.

Two link coils, L_7 and L_9 , are required to provide proper output coupling. L_7 is used for output at 3.5 or 7 Mc., while L_9 takes care of the remaining bands. The proper link coil is selected by S_{1B} . Although, for the sake of clarity, this switch is shown as a simple selector switch, actually, the one specified in the parts list is one that not only disconnects the unused coil, but short-circuits it as well. The link circuit is tunable by means of C_6 , and this provides a means of adjusting the loading on the final. This output circuit is designed to feed into 50-ohm coax cable.

Power and Metering Circuits

A 10-ma. meter can be switched by S_2 to check the plate current of each stage, or the grid current of each of the last two stages. R_1 and R_2 multiply the meter reading by 5 to give a full-scale reading of 50 ma. Similarly, R_5 and R_6 multiply the reading by 25 for a full-scale reading of 250 ma. The values specified for the shunts will hold only for the meter specified, or one of the same internal resistance.

Two connectors, J_3 and J_4 , are provided at the rear of the chassis. J_3 takes a cable from the modulator unit, while J_4 is for a cable from the power-supply unit. On J_3 , the speech input terminals of the modulator unit should be connected across Pins 7 and 8. The secondary of the modulation transformer should be connected across Pins 3 and 6. The hot side of the audio filaments should be connected to Pin 1, and the high-voltage input terminal of the modulator to Pin 4. With the latter connection, the meter will read modulator plate current when the meter switch is in the F position.

² Data pertaining to the availability of perforated aluminum are presented on page 38, *QST*, June, 1954.

For the plug that fits into J_4 , the winding of the push-to-talk relay should be connected across Pins 1 and 2. The positive high-voltage lead from the power unit should connect to Pin 3, and the hot side of the car battery should connect at Pin 1. If the power supply delivers 300 volts or less, Pins 3 and 4 should be connected together. If the power supply delivers appreciably more than 300 volts, a series-dropping resistor, of suitable value to bring the voltage at Pin 4 down to 300 volts, should be connected between Pins 3 and 4, instead of the short.

Construction

Three types of aluminum — plain sheet, perforated sheet, and angle stock — are used in the construction of the transmitter.² The specifications for the material used are as follows:

Alcoa 2SH-14 aluminum sheet, 0.064 inch thick:

Panel — $4\frac{7}{8}$ by $6\frac{1}{4}$ inches

Chassis plate — $5\frac{3}{4}$ by 9 inches

Partition (see top view) — $5\frac{3}{4}$ by 3 inches

Rear connector bracket (see bottom view) — $6\frac{3}{4}$ by 2 inches

Perforated aluminum sheet for cover, 0.051 inch thick:

2 pcs. (top and bottom) — $6\frac{1}{4}$ by $9\frac{1}{16}$ inches

2 pcs. (sides) — $4\frac{3}{4}$ by $9\frac{1}{16}$ inches


1 pc. (rear) — $4\frac{3}{4}$ by $6\frac{1}{8}$ inches

Angle stock: Approximately $7\frac{1}{2}$ feet, $\frac{1}{2}$ by $\frac{1}{2}$ by $\frac{1}{16}$ inch

The photographs show how the chassis and panel have been constructed as a unit that slides into the perforated cover. A layout of the panel is shown in Fig. 2. A rear-view plan is shown so that the constructor may make markings directly on the metal without disfiguring the front surface.

Lengths of angle stock, drilled and tapped to accommodate machine screws, are fastened along the four edges of the panel, on the inside. The strips of angle must be set in from the edges of the panel by the thickness of the cover material. The angles are fastened to the back of the panel

In this bottom view of the mobile transmitter, C_2 and C_3 are to the left and the right, respectively, of S_1 . S_{1A} is the section closest to the panel. L_1 (mounted on a $\frac{1}{2}$ -inch cone insulator), C_1 and RFC_2 form a triangle to the rear of C_2 . The plate-circuit feed-through, RFC_3 , and the tube socket — all for V_2 — are to the rear of S_{1B} . L_6 and L_7 are mounted parallel with the rear of the chassis and the L_8 - L_9 assembly is supported by feed-through insulators above and to the left of L_6 . J_2 , J_3 and J_4 are mounted on an aluminum bracket shown at the bottom of the photograph.



• Here is a rugged r.f. unit that fulfills most of the mobile fan's needs. Compactness; rapid band-changing without plug-in coils, complicated tracking or involved r.f. switching; a minimum of tuning controls; and full consideration of the ever-present mobile power-supply problem are several features which make this unit a mobile-man's all-purpose rig. And, of course, there is nothing to prevent using the transmitter for fixed-station or portable-emergency use operating the 6146 final at full rated input.

by 6-32 screws in the No. 28 holes skirting the edges of the panel. The two pieces that meet at the upper right-hand corner (Fig. 2) must be filed out to clear the round case of the meter. They must also be drilled to clear the No. 4 screws used to mount the instrument.

Holes marked *A* and *B* are used for fastening a 5½-inch length of angle across the back of the panel to serve as a support for the front edge of the chassis plate. The holes in the angle should be located so that the top surface of the chassis plate will be 2½ inches up from the bottom edge of the panel. The chassis plate must be notched so that its front edge will fit flush against the back of the panel.

Before attaching anything permanently to the chassis or panel, the partition on which the 6146 is mounted should be made. The partition is made from the 5½ × 3-inch piece of aluminum. Bend a ⅜-inch mounting lip along the bottom edge, and then clip or round off the two top corners to clear the cover when it is slipped on.

Now fasten the chassis-supporting angle to the panel. Slip the front edge of the chassis plate over the angle, and hold it there while you slide the partition up against the back of the panel, keeping the bottom lip of the partition tight against the chassis. Then, using the panel as a template, scribe a hole in the partition that matches hole *C* (Fig. 2) in the panel. This will guarantee that the shaft hole in the panel and the one in the partition will line up accurately.

Notch out the mounting lip of the partition to clear the ceramic base of the rear tuning condenser when the latter is mounted.

The 6146 socket is centered on the partition

with its mounting holes in a vertical line, and the grid terminal to the left as viewed from the rear of the partition. The socket is mounted on ¼-inch tubular spacers. A ½-inch clearance hole should be drilled in the partition opposite the grid terminal. Considerable time will be saved if the disk ceramics and leads connecting to the socket are attached and soldered before the socket is mounted permanently.

The partition is placed 4⅜ inches from the panel, and another ½-inch hole, lined with a rubber grommet, is drilled in the chassis, directly below the socket, to pass filament, cathode, and screen leads.

The bracket that supports *J*₂, *J*₃ and *J*₄ (see bottom view) should now be fabricated. Use the 2 × 6¾-inch piece of aluminum. The bracket has a ⅜-inch mounting lip bent up along one side, and ¾-inch braces bent up at the ends. A neater job will result if the ends of these braces are cut diagonally. The finished height of the bracket should be 1⅝ inches. Placement of connectors on the bracket is not especially critical, and can be estimated from the bottom view. When the bracket is finally mounted, it is held in place by machine screws that pass through the chassis and then thread into a 5-inch length of angle centered along the edge, on the opposite face of the chassis plate.

The remainder of the layout work can be done most easily by the following procedure: Temporarily mount the panel components, and the partition, with the 6146 inserted in its socket, and the amplifier tank capacitor, *C*₄, in place. Scribe lines on the chassis, along the inner edges of the ceramic bases of *C*₃ and *C*₄, across the rear of *C*₄, and mark hole centers directly under the inside stator terminals of the condenser *C*₄. The latter will indicate the positions of the feed-through insulators that support *L*₈ and *L*₉ (see

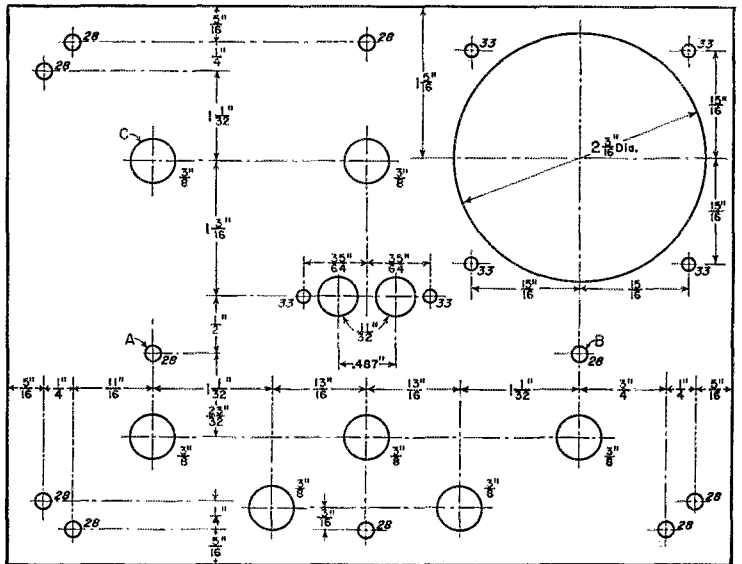



Fig. 2 — layout drawing of the panel (rear view) for the six-band mobile transmitter.

As seen in this top view of the mobile transmitter, V_1 is located to the right of the milliammeter, just above V_2 . L_3 is mounted on a 1-inch cone insulator to the right of S_2 , and L_4 is supported by the stator terminals of C_3 . C_8 , R_{11} and RFC_4 are grouped to the lower right of a feed-through insulator used for the plate lead of V_2 . The 6146 is mounted on the right side of the aluminum partition, and L_5 , C_4 , C_5 and RFC_5 are in line below the tube. A metal coupling connects the shafts of the two multiband-tuner condensers in the foreground. R_3 can be seen shunting the rear section of C_3 .



bottom view). Now make marks on the chassis indicating the rearmost edges of all panel-mounted parts, and also draw a line across the chassis, holding the scriber against the front of the partition.

All components may now be removed from the chassis so that the positions of the tube sockets, r.f. chokes and other small components may be marked. The socket for V_1 is centered $3\frac{1}{16}$ inches back from the panel and $\frac{3}{4}$ inch from the side of the chassis. V_2 is centered $1\frac{3}{4}$ inches below V_1 (top view). Pins 4 and 5 of each socket should face toward the rear of the chassis.

A study of the photographs should clearly designate the positions of the components still to be mounted. In addition to the feed-through insulators for L_8 - L_9 , and the plate lead of V_2 , another must be provided for the lead between the crystal socket and V_1 . Also, holes lined with rubber grommets should be provided in the chassis for the leads that connect to S_2 , RFC_4 , and RFC_5 .

Additional reminders that may be helpful are:

L_1 and L_3 are fastened to their respective cone-insulator supports with Duco cement. Allow the cement to dry overnight before mounting these units.

A lug soldered to the last turn (plate end) of L_6 , and then mounted on a $\frac{1}{2}$ -inch cone insulator, provides support for this coil. The cold end of L_7 is supported in a similar manner.

No. 12 tinned wire is used to support the plate end of L_8 , and the C_5 ends of both L_7 and L_9 .

The L_8 - L_9 assembly is made from a single length of B & W Miniductor. Use a $20\frac{1}{2}$ -turn length of Type 3011, and break the winding at 4 turns from one end, leaving the support bars intact. After heavy leads have been soldered to the four free ends of the assembly, mount and then wire as shown in Fig. 1.

The shafts of C_3 and C_4 are ganged with a metal coupler (Millen Type 39003).

C_5 is mounted on a bracket, 1 inch high, with a $\frac{1}{2}$ -inch lip, made from a $\frac{5}{8}$ -inch strip of aluminum.

For operation with a plate supply delivering between 300 and 450 volts, a 20,000-ohm 2-watt screen-dropping resistor (R_4) works well. This value of resistance, with the appropriate wattage rating, can be most conveniently provided by mounting a pair of 10,000-ohm 1-watt resistors in series on the terminals of S_{1A} .

R_3 is a pair of 12,000-ohm 1-watt resistors connected in parallel and soldered between rotor and stator terminals of the section of C_3 that connects to C_8 .

A four-terminal tie-point strip to the rear of V_1 and V_2 connects to the B + ends of R_8 , R_{10} and RFC_2 , and to the meter side of R_9 . A single-terminal strip provides a junction point for C_7 , R_7 and the oscillator cathode choke.

The five sections of the cover are held together by machine screws. These screws pass through the perforated aluminum and then thread into the lengths of angle that run along all closed edges of the cover. A cutout measuring $1\frac{3}{16}$ by $5\frac{1}{2}$ inches is made in the rear wall to provide clearance for the power and antenna connectors and their cables.

Adjustment

If it is not convenient to use the mobile supply for initial testing of the transmitter, any a.c.-operated supply delivering between 300 and 450 volts at about 150 ma. may be used. If the voltage is higher than 300, it should be fed into Terminal 3 of J_4 , and a dropping resistor connected between Terminals 3 and 4. This resistor should have a value of 50 ohms for each volt that the power supply delivers above 300 volts. Thus, a power supply delivering 350 volts should have a dropping resistance of $50 \times 50 = 2500$ ohms. The negative terminal of the supply should be connected to Terminal 7 of J_4 . Heater connections are made at Terminals 1 and 7 of J_4 .

For 3.5- and 7-Mc. output, 3.5-Mc. crystals may be used, 6-Mc. crystals are used for 27-Mc. output, and 7-Mc. crystals may be used for 14-, 21-, and 28-Mc. operation. The oscillator output circuit may be resonated at any of these crystal frequencies by adjustment of C_2 . If crystal operation appears to be sluggish, C_1 should be adjusted for maximum activity. At 300 volts, the oscillator off-resonance plate current should be about 30 ma. (Remember that R_1 increases the full-scale meter reading to 50 ma. when reading oscillator plate current.) At resonance, the plate current should drop to about 6 ma., and the grid current to V_2 should simultaneously peak at 1.5 to 2 ma.

With excitation at the grid of V_2 , the output circuit of V_2 can be resonated by adjustment of

(Continued on page 118)

A Step-by-Step Transmitter for the V.H.F. Man

PART I — Getting Started at the 15- to 25-Watt Level

BY EDWARD P. TILTON,* WIHQ, AND MASON P. SOUTHWORTH,** W1VLH

ONE outstanding virtue of v.h.f. operation is that it is one kind of hamming you can still do successfully with low power. As there is almost never a need to overpower other stations on the same frequency, you can do good work on 6 or 2 with 15 to 25 watts. Higher power pays off, of course, but if you want to start with low power and work up as time and finances permit, there's no better place to do it than on 50 or 144 Mc.

The three units shown herewith were designed to start the v.h.f. newcomer along that road. The two smaller ones are separate rigs of similar design for 6 and 2, that will work effectively as complete r.f. sections for either band. They can be keyed for c.w., or plate modulated for 'phone. Their total power requirements are low enough to permit economical mobile operation, if you want to use them in that way. They run conservatively at 15 to 25 watts input. If you never want to go higher than that, they'll do the job for you beautifully; but if you want to take the next step, to the 120-watt level, the third unit in the picture will be described in a subsequent issue. There's no need to stop there, either, for the two-band amplifier will do a nice job of driving a 1-kilowatt stage, if you want to go the limit.

Mechanical and Electrical Features

The two exciter-transmitters, described in this portion of the article, are as near alike electrically and mechanically as possible. The same tube types are used in both, one extra stage be-

* V.H.F. Editor, *QST*.


** Laboratory Assistant, *QST*.

• Interested in getting on 6 or 2 meters with a moderate investment? Would you like to be able to add power when time and finances permit? If so, these rigs should interest you. If you want to go on either band, or both, you can build the two low-powered rigs, one at a time as your preference dictates. Then when the pocketbook has recovered, you go on to the amplifier. It works on both bands at the 120-watt level. Low-cost tubes and simple circuitry throughout.

ing needed for the 144-Mc. job. The cases are identical and parts layouts are similar. The oscillator circuits and components are the same, and power supply connections are interchangeable. Provision is made for metering that will work with either unit.

Either r.f. section operates within the capabilities of a 300-volt 100-ma. power supply, so the rigs are well suited to mobile or civil defense applications. A power source delivering 300 volts at 150 ma. will take care of either transmitter and a suitable modulator.

The crystal oscillators use an overtone oscillator commonly called the Robert Dollar circuit. Its regenerative kick is obtained by connecting the crystal back to a capacitive network in the plate circuit. The value of the smaller of the two capacitors connected from the low side of the plate coil to ground controls the regeneration. The 50 μ f. shown is satisfactory for any crystal we've ever tried, and the oscillator may be used with 8- or 24-Mc. crystals interchangeably.




◆
A 120-watt transmitter for 50 and 144 Mc. The two small units, each capable of 25 watts input, are described in this issue.
●

OUR COVER


This month's cover shows an inside view of the 120-watt amplifier, to be described in a subsequent issue.
◆

Crystals for 144-Mc. work should be between 8 and 8.222 Mc. or 24 and 24.666 Mc. For the 50-Mc. band they lie between 8.334 and 9 Mc. or 25 and 27 Mc. As the third overtone may not be an exact multiple of the fundamental frequency marked on the crystal holder, crystals that multiply out close to the band edges should be checked very carefully to be sure that the operating frequency is actually within the required band.

The first tube is a 12AT7, operating as an overtone oscillator in the first section, doubling to 50 Mc. or tripling to 72 Mc. in the second triode. Normal capacitive coupling is used between the oscillator and multiplier portions in both units. Capacitive coupling is used between the 50-Mc. doubler and the 2E26 amplifier in the 6-meter unit, but both the doubler plate and amplifier grid circuits are resonant. Tuning of these circuits, C_1 - L_2 and L_3 , which is resonated by the



Top rear view of the 144-Mc. exciter-transmitter, showing power and output connectors on back of the chassis.



Top view of the 50-Mc. rig, with cover removed.

input capacitance of the 2E26, is not critical. The method of coupling shown gives better energy transfer than either straight inductive or capacitive coupling. The two coils are mounted side by side (see bottom view) about a diameter apart, but their relative position is not critical.

The second tube in the 144-Mc. transmitter is a 12AT7 with its triodes connected in parallel, doubling from 72 to 144 Mc. Almost any small triode could have been used at this point, but the 12AT7 keeps the tube types required to a minimum. Coupling between the doubler and final stages is inductive, with both circuits being tuned with small plastic-sleeve trimmers. The doubler plate and final grid coils, L_3 and L_4 in Fig. 2, are mounted end to end, their spacing being adjusted for maximum energy transfer.

The final stages of the two rigs are necessarily quite dissimilar, as several unusual features are incorporated in the 144-Mc. stage to insure efficient operation at that frequency. The grid

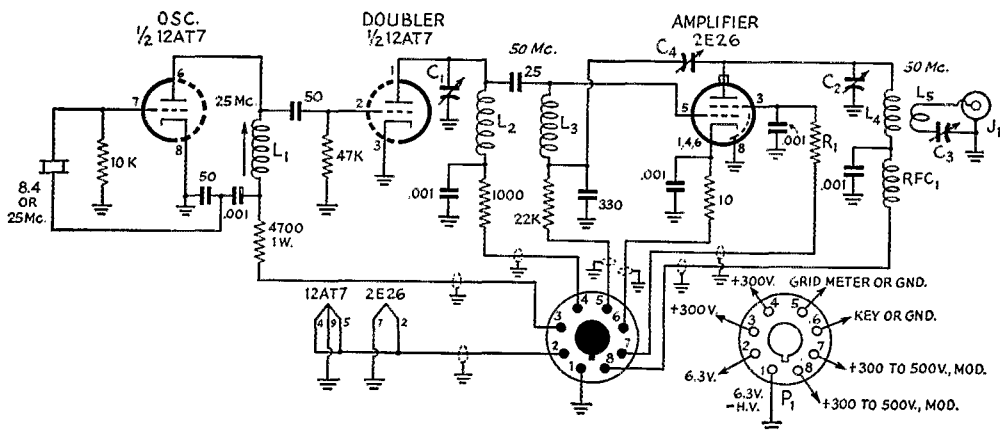



Fig. 1 — Schematic diagram and parts information for the 50-Mc. transmitter.

- C₁ — 15- μ f. midget variable (Hammarlund HF-15).
- C₂ — 15- μ f. midget variable, double spaced (Hammarlund HF-15X).
- C₃ — 50- μ f. midget variable (Hammarlund HF-50).
- C₄ — 1-8- μ f. plastic trimmer (Erie 532-10).
- R₁ — 33,000 ohms, 3 watts (3 100,000-ohm 1-watt resistors in parallel).
- L₁ — 24 turns No. 30 enam. closewound on $\frac{3}{8}$ -inch slug-tuned form (National XR-91).
- L₂ — 5 $\frac{3}{4}$ turns No. 20, $\frac{5}{8}$ -inch diam., $\frac{3}{8}$ inch long

- (B & W Miniductor No. 3007).
- L₃ — Same as L₂, but 6 $\frac{1}{4}$ turns.
- L₄ — 5 turns No. 20, $\frac{3}{4}$ -inch diam., $\frac{1}{2}$ inch long (B & W No. 3010).
- L₅ — 6 turns No. 20, $\frac{1}{2}$ diam., $\frac{3}{8}$ inch long (B & W No. 3003).
- J₁ — Coaxial output fitting (Amphenol 83-1R).
- J₂ — 8-pin male power fitting (Amphenol 86-RCP8).
- P₁ — 8-pin female cable connector (Amphenol 78-PF8).
- RFC₁ — Solenoid 50-Mc. r.f. choke (Ohmite Z-50).

circuit of the 50-Mc. amplifier is tuned by the tube's input capacitance only, but the 144-Mc. grid circuit is series tuned. Parallel tuning is used in the 50-Mc. plate circuit; series tuning on 144 Mc. Neutralization in the 50-Mc. stage uses the capacity bridge system, wherein the value of the grid-circuit by-pass is a critical factor. The 144-Mc. amplifier is neutralized by the insertion of a small inductance (L_5) in the screen lead.

Output is taken off through coaxial fittings on both rigs. Coupling is adjustable by varying the position of the coupling coils, but once the optimum position is found the series-tuning



Bottom of the 50-Mc. r.f. section. Note that power and output connectors are wired to their respective cables, for mounting in the chassis.

capacitor can be used as a loading adjustment for minor variations. Either rig may be operated into a balanced line through a balun or an antenna coupler.

Power is connected to either unit through an 8-pin fitting on the rear wall of the chassis, and provision is made for metering or keying in the cable. The cathode lead of the 50-Mc. rig may be keyed, but it was found that opening of the 144-Mc. cathode tended to make the amplifier unstable, so it was grounded directly at the socket. As there is an extra stage in the 144-Mc. unit it was necessary to bring out the oscillator and tripler plate leads to a single pin on the power connector. Otherwise the cable connections are the same for both units, and the cable may be connected to either one without wiring changes.

Construction


The transmitters are built on 5×10 -inch sheets of aluminum that mount on aluminum chassis of the same size, 3 inches high. As may be seen from the bottom views, the power supply and output connectors are wired with sufficient lead length to permit slipping them into position when the cover plate is attached to the chassis. All parts except the crystal and tubes are mounted below the deck on the 50-Mc. rig, but the need for the shortest possible leads dictates that the 2E26 plate circuit be mounted near the tube cap in the 144-Mc. job. Note also that the 2E26 base shield is grounded externally by spring clips on each side of the tube socket.

Covers for the two rigs are made of perforated aluminum $3\frac{1}{2}$ inches high. Where TVI or the need for mechanical protection, as in mobile service, are not factors this shielding can be omitted if desired. It adds to the neatness and safety of operation, however, and its use is recommended. As may be seen from the top views, the sides of the cover are fastened in place on mounting brackets of aluminum angle stock. This can be purchased ready made, or bent up from sheet aluminum stock. The four sides of the cover are held together with similar angle stock, and the cover can be fastened in the same way, or made with bent-over edges, as shown in the photographs.

The shaft-type variable condensers are equipped with knobs, for ease of tuning when the covers are removed. These knobs are sawed crosswise to a depth of about $\frac{1}{16}$ inch to make a slot for screwdriver adjustment. These, and the slots in the other trimmer and coil screws, are reached through grommeted holes in the cover.

Either rig could be built in a considerably smaller space, but the arrangement shown is still compact, and it is open enough to permit easy wiring and adjustment. The actual arrangement of parts is not particularly critical, except in the 144-Mc. r.f. circuits, where minimum lead length is imperative. Looking at the top view of the 6-meter rig, we see, left to right, the crystal, oscillator-doubler tube, doubler plate tuning adjustment, 2E26, final plate tuning (front) and antenna series condenser (rear). The adjustment in the lower left corner is the oscillator plate coil slug.

The 2-meter rig is shown the other way around, so that the power plug and coaxial fitting on the



The 2-meter rig is laid out in similar fashion, except that the final plate circuit is above the chassis.

rear wall may be seen. The crystal is at the far right. Next are the first 12AT7, the tripler plate tuning knob, and the 12AT7 doubler. Just in back of this tube may be seen the trimmer adjustment, C_2 in Fig. 2. The grid trimmer for the 2E26, C_3 in Fig. 2, is to the right and in back of the amplifier tube. The plate circuit is in the upper left corner, with its trimmer partially hidden. The trimmer in the foreground is the antenna series adjustment, C_4 .

The 50-Mc. bottom view shows the oscillator-

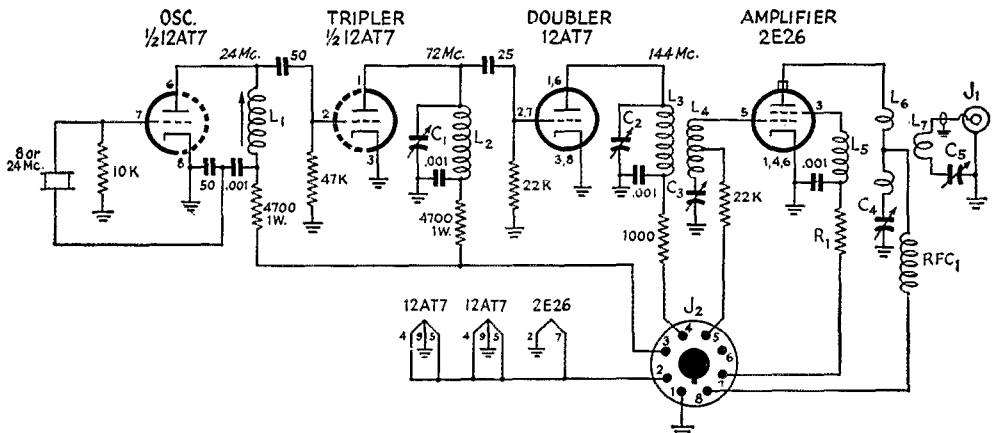


Fig 2 — Schematic diagram and parts list for the 144-Mc. transmitter.

- C₁ — 15- μ f. variable (Hammarlund HF-15).
 C₂, C₃ — 1-8- μ f. plastic trimmer (Eric 532-10).
 C₄ — 15- μ f. double-spaced variable (Hammarlund HF-15X).
 C₅ — 50- μ f. variable (Hammarlund HF-50).
 R₁ — 33,000 ohms, 3 watts (3 100K 1-watt in parallel).
 L₁ — 20 turns No. 28 enam. on $\frac{3}{8}$ -inch slug-tuned form (National XR-91).
 L₂ — 4 turns No. 20 tinned, $\frac{1}{2}$ -inch diam., spaced twice wire diam. (B & W No. 3002).
 L₃ — 2 turns No. 3002.

- L₄ — 4 turns No. 3002, center-tapped.
 L₅ — 27 turns No. 30 enam. on 1-watt resistor (Ohmite Z-235).
 L₆ — 4 turns No. 12 tinned, spaced $\frac{1}{4}$ inch, $\frac{3}{8}$ -inch diam., center-tapped.
 L₇ — 1 turn $\frac{3}{8}$ -inch diam., made from inner conductor of RG59U coax connecting to J₁.
 RFC₁ — Ohmite Z-144.
 J₁ — Coaxial output fitting, female (Amphenol 83-1R).
 J₂ — 8-pin power fitting, male (Amphenol 78-PF8).

doubler components at the right. The doubler plate and amplifier grid coils are near the middle of the assembly. The 2E26 plate coil is to the left of the tube socket, with its tuning condenser below. The smaller coil is for antenna coupling (L₅ in Fig. 1) with its series capacitor, C₃, above. Arrangement of parts in the bottom view of the 144-Mc. unit is more obvious, the amplifier plate circuit being above the chassis. Note that the doubler plate and amplifier grid coils are end to end in this unit. Their polarity should be clear from the photograph. They are mounted on their respective trimmers.

Power wiring is done with shielded cable, in the interest of neatness and to make it easier to filter out harmonics. Little trouble will be experienced with TVI in most localities, with such low power level and complete shielding. If the power wiring does radiate troublesome harmonics, these can be eliminated by the usual additional shielding and filtering procedures.¹

Testing the 50-Mc. Unit

The rigs should be tested stage by stage, beginning with the oscillator. This is made easy by the power cabling system used. A power supply delivering 6.3 volts a.c. or d.c. at 1.5 amps or more and 200 to 300 volts at 100 ma. should be used for testing. Start with Pins 1 and 2 connected in the power cable as shown in Fig. 1. To check the oscillator of the 50-Mc. rig, connect a 50- or 100-ma. meter in series with the power source and Pin 3, to measure the oscillator plate current.

Apply plate voltage (preferably 200 volts or less) and check for oscillation. There will be a kick in the plate current as oscillation starts. Couple a 2-volt 60-ma. pilot lamp with a 1-turn loop of wire to L₁ and adjust the slug for maximum brilliance. Check the note of the oscillator on 25 Mc., or some harmonic thereof, to be sure that it is crystal controlled. There should be only a slight change in frequency as the slug is tuned through resonance, or as the voltage is applied and removed. Placing the hands or a metal object near the coil should also have only a small effect, if any, on the frequency. The oscillator plate current should be about 10 ma. at 200 volts. If oscillation stops when the slug is set for maximum output, detune it slightly until the oscillator starts readily every time.

Now connect the supply directly to Pin 3 and run the metered lead to Pin 4. Connect a low-range milliammeter, preferably 0-10 ma or less, between Pin 5 and ground to measure the grid current developed in the 2E26 stage. Apply plate voltage to the doubler stage, through the meter and Pin 4, and tune C₁ for maximum indication in the grid meter. This should be about 3 ma. with 200 volts or so on the plates, and no plate voltage on the amplifier. Recheck the oscillator slug for maximum grid current at this time.

Resonance in the 2E26 grid circuit can be checked by inserting first a brass slug and then a powdered-iron slug into the grid coil, L₃. Both should cause the grid current to drop. Should the brass slug cause the current to rise, L₃ is too large. If the iron slug raises the grid current, L₃ is too small. Its inductance is not particularly

¹ "TVI Hints for the V.H.F. Man," *QST*, April, 1953, page 16. Similar information in 31st edition of the ARRL Handbook.

(Continued on page 114)

The "Simple Squirt" Beam

An End-Loaded 14-Mc. Two-Element Beam for Small Space

BY BILL CLASEN,* W4GMY

• Here's another 20-meter beam with shortened elements. This time the elements are end-loaded. The facts that this design doesn't require insulating the elements from the boom, and that gamma or T matching systems can be used, are some of its advantages.

CONFIDENTIALLY, fellows, this all came about because my XYL, W4RIG, wouldn't approve my plans for installing a full-size 20-meter rotary array over the top of our small house.

The "Simple Squirt" is a miniaturized 20-meter beam, loaded at the ends rather than at the center.¹ End loading has certain features that made it preferable to me. For one thing, you can use "plumber's-delight" construction, and gamma match for coax feed. This not only simplifies construction, but also means that many 10- or 15-meter beams can be quite easily converted for 20-meter operation, provided the boom length is 12 feet or more. And, while I haven't made comparative measurements, and don't want to start any heated arguments, it seems to me that it is better to place the loading coils near the ends of the antenna where the current is low, rather than at the high-current point at the center.

* 15 Dorset Drive, Virginia Hills, Alexandria, Va.

¹ Getter, "A Compact Two-Element Beam for Twenty"; Hemmen & Pigg, "The VP (Vest-Pocket) Beam," *QST*, May, 1954.

Driven Element

The driven element consists of a center section and a loaded insert on each end. The element is fed with RG-8/U, and matched with a tuned gamma. The center section is a 12-foot piece of 1½-inch inside-diameter tubing. The two loaded inserts are each constructed of two pieces of 1½-inch outside-diameter tubing 3 feet long, and a 12-inch piece of polystyrene rod 1 inch in diameter. The polystyrene rod is installed between two of the 3-foot sections of tubing. It is inserted a distance of 4 inches into each section of tubing and secured with two through bolts.

We now have a 6-ft. 4-in. insert consisting of two 3-ft. sections of tubing, and 4 inches of exposed polystyrene rod which will be the coil form. The writer used rubber-insulated wire which appears to be about the same size as No. 10 solid copper. Thirty turns were close-wound on the exposed polystyrene, and each end soldered to lugs fastened to through bolts. See Fig. 1. When both loaded inserts are completed, they are inserted, one in each end of the center section, to a distance of 30 inches.

We now have a 19-ft. 8-in. element which is ready to be checked with a g.d.o. for resonant frequency. See Fig. 2. A frequency of 14.2 Mc. was chosen as the desired center operating frequency. Tuning is accomplished by adjusting the length of the element just as in any normal parasitic array. If pruning of the coils is necessary, caution should be used to maintain the same number of turns on both coils.

The gamma match is constructed of No. 8 solid copper wire and the match point is 35

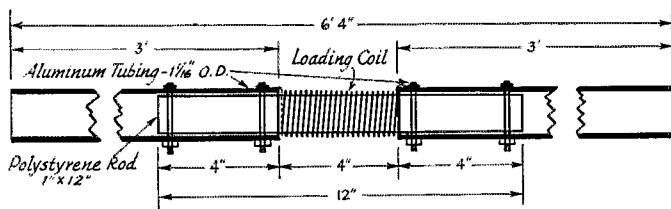


Fig. 1—Detail sketch of the loading insert assembly for each end of the two elements of the "Simple Squirt" antenna.

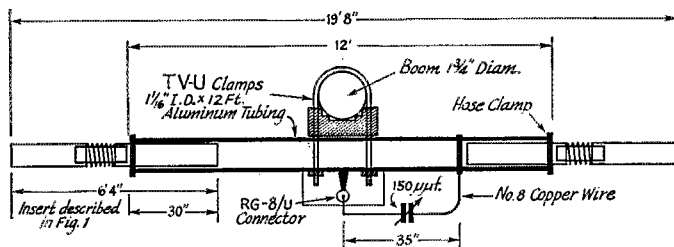



Fig. 2—This sketch shows how the elements of the "Simple Squirt" antenna are attached to the boom, and the manner in which the loading inserts are added.

A "bottom" view of the "Simple Squirt" 20-meter beam, showing a comparison between the lengths of the loaded 20-meter elements and standard 10-meter elements.



inches out from the center of the element. The variable condenser has a maximum capacitance of about 150 $\mu\text{f.}$, and a plate spacing of 0.024 inch has been adequate for the 125 watts input used. The condenser is weather-protected by an inverted plastic cup.

Parasitic Element

It was decided to use a reflector in the 2-element array described. The construction is

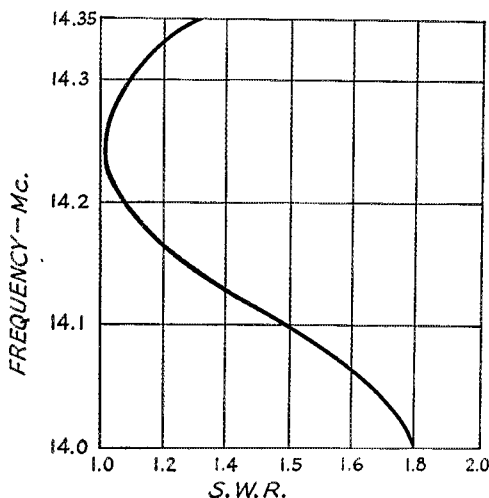


Fig. 3. — S.w.r. measurements of the "Simple Squirt" antenna over the 14-Mc. band. In this case, elements were adjusted to favor the phone portion of the band.

exactly like the driven element without the gamma match, and the loading coils have 32 turns each, instead of 30 turns. The reflector should be tuned about 700 kc. lower in frequency than the driven element. If a director were used, the number of turns on the loading coil

would be reduced, and the element tuned about 700 kc. higher than the driven element.

Boom and Supporting Structure

The writer had a 4-element 10-meter antenna erected and, as an expedient, the driven element and reflector were attached to the existing structure for a quick test. The boom is 14 feet long, and the spacing of the two 20-meter loaded elements is 10½ to 11 feet. See photographs. The rotator is a Radiart TR-2 TV-antenna rotator.


As the antenna mast is mounted on the roof, it is not convenient to make any adjustments of element length, once the structure is raised. The two elements were temporarily rigged at an intermediate height, and element-length adjustment was checked with a field-strength meter. No significant improvement was observed during this crude check, and the elements remained as originally adjusted. A pointer-type knob was attached to the gamma-match tuning condenser, and this can be adjusted from the roof with the aid of a long bamboo pole with a notch cut in the end. Standing-wave-ratio measurements on this antenna are made with a "Micro-Match," and are shown in Fig. 3.

The materials used were mostly those on hand, and are not especially recommended over smaller-diameter elements and other materials. Also, there may be better ways of installing the loading coils in the element inserts.

Suggested Three-Element Beam

Based on the experience gained operating the 2-element Simple Squirt for almost a year, the
(Continued on page 118)

W4GMY's end-loaded 20-meter beam is mounted on the same boom carrying his 10-meter 4-element job.



Some Principles of Radiotelephony

Part IV† — Designing a Modulator

BY BYRON GOODMAN,* WIDZ

THERE are at least two simple ways one can go about obtaining a suitable modulator design for an existing or contemplated transmitter. The easier method of these two is to determine what the d.c. input to the modulated amplifier is (plate voltage times plate current in amperes = power input in watts) and then, knowing that the modulator must furnish audio power equal to one-half this power value,¹ find a suitable design in one of the radio publications. This will give the builder all of the information he needs except the turns ratio of the modulation transformer, a subject that will be discussed shortly. From a practical standpoint, it is advisable to allow for a little reserve power to take care of transformer losses and possible mismatch, so it is not unwise to select a 60- or 65-watt modulator for use with an r.f. amplifier input of 100 watts, instead of unsuccessfully trying to squeeze every last watt out of a modulator rated at 50 watts output.

Lacking a suitable design for the modulator, one must resort to some elementary design work, the major subject of this article.

The Output Transformer

Assuming that a suitable modulator has been built, it must be coupled to the r.f. stage through a transformer with the correct, or nearly so, turns ratio. At least that's what the books and your friends will tell you, so let's digress a minute and see what it's all about.

A transformer in the audio range of frequencies consists of an iron core and a couple of coils of wire, as in Fig. 16. Call the number of turns in

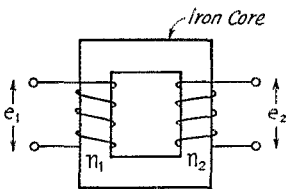


Fig. 16 — A transformer for audio frequencies consists of two coils of wire wound around an iron core. The relationship between the voltages appearing across the windings is explained in the text.

one coil " n_1 ," and in the other " n_2 ." It is a basic property of a transformer that the volts-per-turn in one winding will be the same as the volts-per-turn in the other winding, since theoretically anywhere around the core a single turn of wire will enclose the same magnetic field. Thus if both

coils have the same number of turns, 10 volts a.c. applied to one winding will cause 10 volts a.c. to appear at the terminals of the other winding. If n_2 is twice the value of n_1 (Fig. 16), then e_2 must be twice the value of e_1 , and so on. A formula for the effect would be

$$\frac{e_1}{e_2} = \frac{n_1}{n_2}$$

and we would call $n_1 \div n_2$ the "turns ratio."

Using a transformer with a turns ratio of 1.0, and connecting a source of 10 volts a.c. to one winding, n_1 , what power do we take from the a.c. source? None at all, if the transformer is a perfect one, because as yet there is no resistance in the circuit and consequently nothing to dissipate the power. (Actually all transformers have losses, as will be discussed in more detail later, but we'll stick with a "perfect" transformer for a while.)

Now suppose we connect a 100-ohm resistor across n_2 , as in Fig. 17A. From the paragraph above we know that 10 volts a.c. is appearing across n_2 , and 10 volts across 100 ohms means a power of $10^2 \div 100 = 1$ watt (power in watts = $E^2 \div R$). The only place this power can come from is the 10-volt a.c. source connected to n_1 — nothing else in the circuit can possibly deliver power. Consequently the current from the a.c. source, and thus the current through n_1 , is $1 \div 10 = 0.1$ ampere ($I = W \div E$). For a turns ratio of 1.0, the current through one winding is equal to the current through the other. So far as the a.c. source is concerned, it might as well be connected directly to the 100-ohm resistor instead of to the transformer. The 10-volt source "sees" a 100-ohm load through the transformer.

But suppose the turns ratio is 2.0. For 10 volts a.c. applied to n_1 , 5 volts a.c. will appear at n_2 and across the 100-ohm resistor. This represents a current through the resistor of $5 \div 100 = 0.05$ ampere. The power dissipated by the resistor is $5^2 \div 100 = 0.25$ watt. Hence the power from the 10-volt source is 0.25 watt, and the current is $0.25 \div 10 = 0.025$ ampere. The current varies inversely with the turns ratio, or

$$\frac{i_2}{i_1} = \frac{n_1}{n_2}$$

The a.c. source would deliver this same current and power if it were connected directly to a resistance of $10 \div 0.025 = 400$ ohms ($R = E \div I$). The a.c. source "sees" a load of 400 ohms through the transformer under these conditions. The load of 100 ohms across n_2 is "transformed" to a load of 400 ohms at n_1 when $n_1/n_2 = 2.0$. A general expression for the effect is

$$\frac{R_1}{R_2} = \left(\frac{n_1}{n_2}\right)^2, \text{ or } \frac{n_1}{n_2} = \sqrt{\frac{R_1}{R_2}}$$

* Assistant Technical Editor, QST.

† Earlier parts of this article appeared in May, June and July QST.

¹ As explained in Part II of this article.

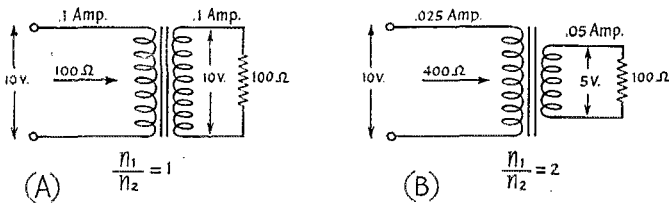


Fig. 17 — Illustrating how the transformer acts to “transform” a resistance load to a different value, depending upon the turns ratio of the transformer.

In words, it means that the ratio of resistance (“impedance”) transformation is as the square of the turns ratio. This is the property we will make use of in coupling the modulator to the r.f. amplifier.

The impedances given for a transformer are not what you see looking into it with no load across the secondary. In other words, the catalogs may show a transformer “10,000-ohm primary to 90,000-ohm secondary.” All this means is that the turns ratio is such that 90,000 ohms connected across the secondary will look like 10,000 ohms at the primary. The same transformer with 45,000 ohms across the secondary will “look” like 5000 ohms at the primary. The turns ratio is such that an impedance transformation of 1:9 is obtained — obviously the turns ratio is 1:3. It is a good idea to use transformers designed to be used in the impedance range desired, however — you wouldn’t use a 500- to 200-ohm transformer for a 5000- to 2000-ohm job.

It was mentioned earlier that no transformer is perfect. Obviously the windings have resistance, since these windings consist of many, many turns of wire. The I^2R losses introduced by the resistance of the windings are called the “copper losses.” There are also “iron losses,” which are a combination of eddy-current and hysteresis losses. The iron losses are practically constant for a given primary voltage, regardless of the current flowing through the windings. Optimum design occurs when copper and iron losses are equal under usual conditions. A close analysis of transformer operation involves drawing an “equivalent diagram” of a transformer and showing these losses as resistances, as in Fig. 18. Here n_1 and n_2 represent the “perfect” transformer, with a turns ratio $n_1 \div n_2$. The actual windings have resistance that can be measured with an ohmmeter — these resistances are represented by r_1 and r_2 . Their effects in the circuit are obvious: current flowing through them will cause voltage drops that lower the applied voltage and the output voltage. The iron losses are represented by r_o , and they depend upon the applied voltage and the design of the transformer.

The coils of the transformer have inductance, of course, and the inductance of the primary winding is represented by L_o . It is this inductance that limits the flow of current through the transformer when the primary winding of the transformer is connected to an a.c. source and the other winding is left open-circuited.

If the n_2 secondary circuit in Fig. 18 were shorted at its output, the load on the transformer would be r_2 and, if the ratio n_1/n_2 were 1.0, you would expect a load of r_2 in series with r_1 to appear at the left-hand terminals. Such is not the case, however; when the experiment is performed it will be found that a low resistance of this order does not appear.

Instead, the load appears to be higher and it shows an inductive component. This is explained by the “leakage reactance” of a transformer, represented by the inductances L_1 and L_2 . It is a result of incomplete linking of the magnetic lines of flux through the coils — it does not contribute to the inductance of the transformer or the transfer of energy from one coil to the other.

There are such things as capacity between windings and the distributed capacities of the individual windings that could have been included in the equivalent diagram, but they are insignificant at voice frequencies and would only tend to complicate the picture. The important thing to remember is the significance of “turns ratio,” “leakage reactance,” “primary inductance” and “winding resistance.”

You can see now why it was mentioned earlier that you want to use transformers in the same general “impedance” range specified for them. A “good” transformer should have a high primary inductance, L_o , but as the turns are increased to boost the inductance, the wire resistance, r_1 , increases also. The transformer is designed, therefore, for a general impedance ($E \div I$) level, which works out to be a design where copper losses equal iron losses at or near the full rating of the transformer. If the transformer is used at a considerably higher impedance level (E increased for the same I), the L_o that did a perfectly good job of holding the open-circuit current down to a reasonable value will now be incapable of doing so. Another way of saying this, and one that you perhaps know instinctively from substituting power transformers, is that they can be used at lower voltages than rated but not at voltages greatly in excess.

The primary inductance is also an important factor in the frequency response of the transformer. If the primary inductance of an audio transformer is too low, the low-frequency response will suffer because the losses of the trans-

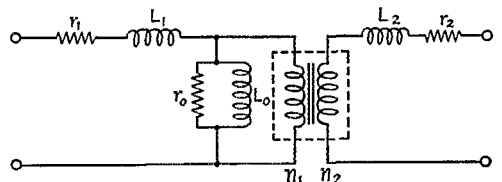


Fig. 18 — An “equivalent” circuit of a transformer, showing the effects and relationship of coil resistance and inductance.

former increase as the frequency is decreased, as anyone has found out who has tried to operate a 400-cycle power transformer on 60 cycles. The 60-cycle transformer is satisfactory at 400 cycles, however.

Selecting the Output Transformer

Getting back to the modulator, let's assume that a suitable one has been built and that we are now interested in what transformer to use between the plates of the modulator tubes and the r.f. stage we are to modulate. To determine what the turns ratio should be, you have to know two things. First calculate the *load resistance* presented by the r.f. stage. This is simply the plate voltage divided by the plate current (in amperes) that is supplied to the r.f. stage. For example, if the r.f. stage is one that operates at 600 volts and 150 ma. (0.15 ampere), the load resistance is equal to $600 \div 0.15 = 4000$ ohms. (The input power is $600 \times 0.15 = 90$ watts, so you know the modulator should deliver 45 watts ($90 \div 2$) and preferably 55 or 60 watts.) Incidentally, these values of voltage and current should be the actual values and not the "book" values. In other words, measure the plate voltage and current applied to the transmitter — don't just assume that you are getting 600 volts from a plate supply because you hoped you would when you built the supply.

The next step is to determine what load resistance the modulator tubes should work into. It may have been given in the article describing the design you followed. The ARRL *Handbook* gives the value for one particular set of operating conditions — plate voltage, grid bias — and if the plate voltage is the same or close to the value you use, the *Handbook* is a good reference. If you are using some other value of plate voltage on the modulator tubes, you can refer to a tube manual or tube bulletin on the particular type of tube you are using. (These manuals and bulletins are available from the tube manufacturers.) If the plate voltage you have for the modulators is something in between the typical values given by the manufacturer in his publications, the easiest approach is to take an "educated guess." In other words, if the tube bulletin shows a plate-to-plate load resistance of 6200 ohms at 400 volts and 8000 ohms at 500 volts, and your supply delivers 475 volts, call the plate-to-plate load resistance about 7500 ohms.

You now know the power the output transformer must handle (the power delivered by the modulator) and the load resistances to be matched (7500 and 4000 ohms, in the examples given). You can be very scientific if you like, and use the simple formula

$$\text{Turns ratio} = \sqrt{R_1/R_2}$$

which, for the example, would be equal to $\sqrt{7500 \div 4000} = \sqrt{1.875} = 1.37$, primary to secondary. But it won't do you much good after you have worked it out, because practically all transformer data sheets give "primary" and "secondary" impedance values instead of turns

ratio. You can work out the turns ratio for various connections from the data, if you need practice in taking square roots. But to be practical about the whole thing, you're interested in finding the set of connections that come closest to the resistance (impedance) values you are using. Look at the values given for primary impedances — they might be 3000, 5000 and 8000 ohms, for example. In the secondary column, you might also find 3000, 5000 and 8000 ohms. Working out the impedance ratios available with the transformer (and neglecting step-up ratios because they don't apply in this example), you would have a list like this:

Impedances	Impedance Ratio
8000-8000	1.00
8000-5000	1.60
8000-3000	2.67
5000-5000	1.00
5000-3000	1.67
3000-3000	1.00

Now comes the moment of decision. At first glance, that 8000-5000 combination looks closest to what you want for your 7500-4000 match, but in comparing the impedance ratios you see that the 5000-3000 combination actually comes a little closer. Which one should you use?

This is where a little knowledge can be a helpful, instead of a dangerous, thing. In the first place, you will recall that you are attempting to "match impedances" because that is the condition under which the modulator will deliver the full power. In other words, if the modulator doesn't work into its proper load, it won't deliver as much power as it will when correctly loaded. In the second place, if the transformer doesn't have enough turns and therefore not enough primary inductance, the efficiency will be poor at low audio frequencies. For any given transformer, you will always have to compromise between good over-all efficiency and good low-frequency response. In amateur work, the low audio frequencies are not very important, and it is usually better to sacrifice low-frequency response than to sacrifice efficiency, unless you have a modulator that is much larger than necessary.

Having reviewed the reasons behind a selection of windings, the actual choice becomes simple. We will use the 5000-3000 combination, although at first glance it may seem wrong for the job, since both values are below our actual values. We can expect to lose a little at the low-frequency end of the audio range, but it will take measurements to show it — it is hardly likely to show up on straight listening tests.

It will occur to many readers that a closer match could be obtained by changing the power to the r.f. amplifier. For example, a ratio of 7500/4500 is the same as a ratio of 5000/3000, so if we reduced the antenna coupling at the r.f. stage until we were drawing only 134 ma. ($600 \div 4500 = 0.134 = 134$ ma.), we would have an exact match. Under these conditions, the d.c. input to the modulated stage would be $0.134 \times 600 = 80$ watts, instead of the original 90 watts we were figuring on, and we would probably

have an excess of available modulator power.

It's not really worth it. Actually, the modulator tubes will see a higher load than you have calculated, because the leakage reactance and wire resistance add to the reflected load, and it is advisable to make the load resistance slightly lower than its calculated value. If you make it too low, however, the efficiency will decrease and the power output may go down.

The Driver Stage

So far the design and adjustment of the modulator have been fairly straightforward. We didn't mention the class of operation of the modulator tubes because it didn't matter — the previous remarks apply to anything from Class A to Class B. However, the class of operation is quite important when considering the driver stage.

In Class AB₁ operation, the modulator tubes are never driven hard enough to draw grid current, and the driver stage has only to provide sufficient voltage to swing the modulator grids. Any small tube capable of delivering the necessary voltage can be used. If the necessary voltage swing is too high or if a high value of grid leak cannot be used with the particular type of modulator tubes, transformer coupling can be used. A talking point for Class AB₁ operation is the ease and economy of driver design, but Class AB₁ operation does not normally take full advantage of the tube capabilities. A notable exception is the 6146 — a pair of them are rated at 120 watts output in Class AB₁ and 130 watts in AB₂.

Another advantage of Class AB₁ operation is that the bias supply is simple. All that is required is a source of negative voltage at very low current, and a potentiometer can be used to permit exact adjustment of the bias voltage. This is permissible because no grid current passes through the potentiometer — if such a bias supply were used in Class AB₂ or Class B operation, the grid current would generate additional bias through the resistance of the potentiometer.

That last sentence might stand a little explanation, since it seems to be a point that confuses people occasionally. To illustrate, let's consider the grid circuit of our modulator stage, as shown in Fig. 19. Only one tube is shown, for simplicity. A source of bias, E_c , has a voltage divider across it — it is shown as two resistances, R_1 and R_2 , for clarity, but it could of course be the usual potentiometer. The source of bias might be a battery, a VR-tube regulated supply, or any other source of voltage that does not change with the current through it. Let's say it delivers 100 volts. Then we can see that the voltage appearing between grid and cathode of the tube is

$$\frac{R_2}{R_1 + R_2} \times E_c$$

If we want 50 volts of bias on the tube, R_1 and R_2 could be 5000, 50,000 or 500,000 ohms (or any other values), provided they are both the same. Let's say we are using a pair of 50,000-ohm resistors. The bias voltage between grid and cath-

ode will be 50 volts. A current of 1 ma. flows through R_1 and R_2 from E_c . If and when the grid is driven positive with respect to cathode, grid current flows around the circuit: cathode to grid through transformer through R_2 and back to cathode. This current adds to the 1 ma. through R_2 and increases the voltage across R_2 . If the grid current is small compared with 1 ma. the increase won't be much, of course. However, it is obvious that the grid current flowing through R_2 will change the bias and thus the operating point of the tube during the time grid current flows. The effect can be minimized by using lower values of resistance at R_1 and R_2 , but this puts a greater current demand upon the voltage source E_c . And while we have only mentioned the effect of grid current through R_2 , it should be apparent that if the resistance of the secondary of the transformer is high, the d.c. voltage drop across it can raise the bias.

When the grid current is encountered in a modulator, as it must in Class AB₂ or Class B operation, the bias supply must be "stiff," which means that the voltage across it does not change appreciably with the current flowing through it. Dry batteries can be used for the purpose, although if high values of grid current are run the

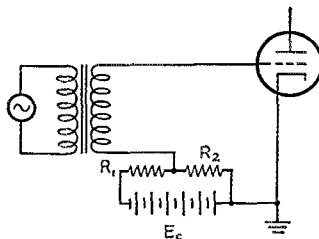


Fig. 19 — When bias for a vacuum tube is derived from a voltage divider, grid current in the tube will change the bias, as described in the text.

life of the batteries will not be very long. Where heavy grid currents are encountered, electronically-stabilized bias supplies are generally used.

In Class AB₂ or Class B operation, when the modulator tubes are driven into grid current, the driver stage must furnish the power represented by this current dissipated in the effective grid resistance. Since the effective grid resistance is usually different than the proper plate load resistance for the driver-stage tube (or tubes), a matching transformer is required.

There are methods for calculating the turns ratio for the transformer, but they are considerably beyond the scope of any article such as this. However, that doesn't mean you can't go ahead and build the modulator. To the contrary — sensing your possible difficulty, the tube and transformer manufacturers are more than cooperative in furnishing the necessary information. The tube handbooks usually include operating information and transformer turns ratios for the tubes most suitable for Class-AB₂ and Class-B service, so there is no need to resort to a formula. Suitable driver tube types are suggested, and

their operating conditions are given. You will find that tubes requiring little or no grid bias — the so-called “zero bias” tubes — will be recommended for this work. The 811A is popular for modulators in the 300- to 400-watt range.

The driver transformer, coupling the driver stage to the modulator grids, will have a “step-down” ratio that is dependent upon the type of driver tube, the type of modulator tube, and the operating conditions of both. The turns ratio may range all the way from 1.25:1 to 6:1. It will be given as the ratio of “primary to one-half secondary,” which may be a little confusing at first. However, it comes about because only one of the modulator tubes is drawing grid current at any instant. This is illustrated in Fig. 20.

The other consideration in choosing the driver transformer is its power-handling capability. Obviously you wouldn't use a 2-watt transformer with a 15-watt driver, if you wanted it to run cool, and you wouldn't use a 30-watt transformer with a 5-watt driver unless you already had the transformer, its turns ratio was right, and you could afford the extra space.

All this is just by way of pointing out that the catalogs and tube manuals are your best sources of information on driver transformers, and no amateur need fear that he will select the wrong transformer for the job, if he reads the catalogs carefully.

The Speech Amplifier

Suppose you now have a design up to a pair of, e.g., 6A3s in the driver stage. The tube manual says to run them Class A (no grid current), with a bias of -62 volts. You know that the maximum grid swing you will need will be 124 volts peak-to-peak ($62 + 62 = 124$). The *Handbook* has a table of resistance-coupled voltage-amplifier data for the common tubes, from which you can select a pair of tubes that, operated in push-pull, will give the necessary grid swing to the 6A3s. Transformer coupling can also be used of course. A little judicious study of the *Handbook* on the subject of speech amplifiers will allow you to select a tube line-up that will result in sufficient gain from microphone to the 6A3 grids.

General Considerations

The drivers and modulators mentioned above were both triodes, but there may be instances where tetrodes would be the choice for modulator tubes. In such a case, the above considerations for matching to the load and the driver considerations still hold. The screen voltage for the tetrodes should be supplied from a “stiff” power source (one whose voltage doesn't vary radically with changes in load), because the screen current may vary from a no-signal value of around 0 up to a maximum-signal value of 15 to 60 ma. In some cases, the screen voltage can

be taken from the speech-amplifier plate supply, if the required voltages are the same.

And one last word. *Never* attempt to test a modulator without a load on the secondary of the transformer. You stand a good chance of breaking down the transformer. You can use a resistance load in place of the (operating) r.f.

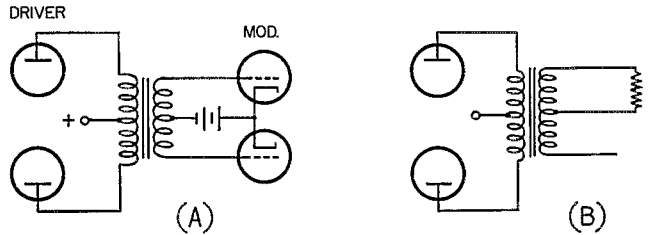


Fig. 20 — When a driver stage drives a Class AB₂ or Class B modulator into grid current, only one of the modulator tubes is drawing grid current at any instant. Consequently the driver load appears across only one-half the secondary winding, as shown at B.

stage to be modulated, but you should have a load of some kind, unless you have more transformers than you know what to do with.

21st ARRL Sweepstakes — Nov. 13th-14th and 20th-21st

How many ARRL sections and how many stations in those sections can you work in two week ends? If you are located anywhere in the League's field-organization territory (see page 6), you are cordially invited to take part in this popular annual operating activity. Any amateur bands, 'phone or c.w., may be used. The total operating time allowed each contestant is 40 hours. 'Phone entries are compared only with other 'phone entries — c.w. scores only with other c.w. scores — in your particular section, in the competition for awards. The week-end periods starting Saturday afternoon (1500 PST or 1800 EST) on the 13th and 20th of November mark the open season for SS contacts.

A complete announcement of the contest, including the rules governing participation, will appear in November *QST*. The rules will be the same as those of the 1953 SS. Amateurs in remote ARRL sections who do not receive the November issue before the Sweepstakes may refer to November, 1953, *QST* for contest details.

Contest reporting forms will be sent to all amateurs who request them by mail or radiogram. It is not necessary to make advance entry or to use these forms, if the report form prescribed in November 1953 or in the next issue of *QST* is followed.

An Improved Volume-Compression Circuit

Diode-Impedance Control in an "Electronic Funnel"

BY W. D. BROSSEAU,* WSBSU

• The circuit described in this article controls the over-all gain of a speech pre-amplifier by varying the actual signal input to the controlled stage rather than, as in more common arrangements, by varying the gain of the controlled stage. The circuit has a wide compression range and good operating characteristics.

THE effectiveness of a 'phone transmitter can be greatly increased by taking advantage of volume compression and eliminating the low frequencies in speech. Most of the intelligibility in speech is in the range of 500 to 2500 cycles, but the power is concentrated in the range below 500 c.p.s. It is these low frequencies that modulate a telephone transmitter the heaviest, and if they can be attenuated the frequencies that carry most of the intelligibility can be boosted without overmodulating the transmitter.

By using volume compression we impart more gain to low-intensity signals than to those of high intensity. Since an intensity range of 20 to 30 db. will normally be produced by an individual talker, a volume compressor will reduce this range of signal intensities to more useful levels.

A volume compressor is a nonlinear device with loss at any time dependent upon the intensity of the input. Practical compressors are designed to have a slight time delay between the time a signal reaches the input and the time the gain is changed. The average loss is controlled by syllabic variations rather than by individual speech peaks, and is held relatively constant over syllabic intervals.

With speech, constant output levels are difficult to maintain unless some form of a.g.c. is used that follows the average (not peak) variations in normal speech. This is usually done by rectifying and filtering some of the audio output and applying the rectified and filtered signal to some portion of the amplifier to control its gain, the over-all gain of the system being great enough for full output at a low voice input level. A.g.c. systems used in receivers usually change the amplification of a Class A stage by varying its grid bias in some manner. Applied to audio amplifiers, this system as a whole tends to overload easily and distorts, unless several stages are controlled at once.

The system of volume compression to be described overcomes these objections by varying the impedance from grid to ground of a single tube, and acts as a manual volume control would if it were electronically operated. The heart of the system is the property of a diode of showing decreasing impedance with an increase of current through

it. A duo-diode is used in a balanced bridge circuit to control the grid impedance of a single stage much in the same manner as a manual volume control would.

Fig. 1 shows a simple circuit using a diode to control the grid-to-cathode impedance of a single stage of an amplifier. A portion of the output is fed through a transformer to a half-wave rectifier and pulsating d.c. is developed across R_1 . This is filtered by R_2C_1 and R_3C_2 , and current is caused to flow in the duo-diode circuit. Since diodes have

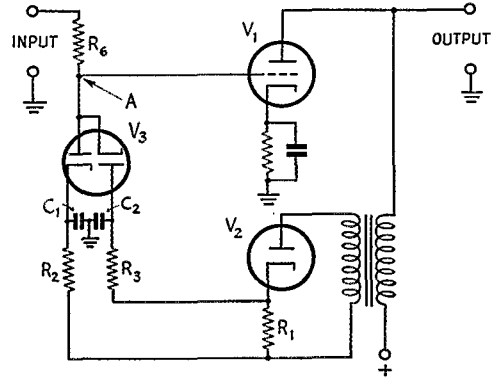


Fig. 1 — The basic compressor circuit. Output from V_1 is rectified by V_2 and the direct current from V_2 is used to control the impedance of V_3 . The impedance of V_3 in series with R_6 forms a voltage divider having an input/output voltage ratio dependent upon the impedance of V_3 .

a characteristic of decreasing impedance with increasing current flow, this lowers the impedance to ground of point A through the balanced circuit of the duo-diode and C_1 and C_2 . Any increase in the input signal strength to the stage will cause a decrease in signal applied to V_1 , with the result that the output of V_1 tends to remain constant.


Time Constants

In this simple circuit no provision is made to control the point at which the a.g.c. begins to operate. Also, no provision is made for independent compression and release time constants. With a steady signal into the amplifier, a state of equilibrium is quickly reached, but over short intervals of time this condition is upset since it takes an appreciable length of time for the a.g.c. system to act after a change in input signal strength.

This length of time is governed by the compression and release time constants of the a.g.c. system, the sensitivity of the a.g.c. system and the amplitude of the input signal. Low-intensity signals only slightly above the level required to

* c/o Sooner Electronics Co., Tulsa, Okla.

operate the a.g.c. system will take considerable time to reduce the amplitude of the output to a steady-state controlled level. Signals of high intensity or a highly sensitive a.g.c. system will cause the a.g.c. to act rapidly and a steady-state



Oscilloscope pictures of compressor performance when input level is changed suddenly. Upper pattern: input amplitude increased ten times over steady level at left. Lower pattern: input amplitude decreased by factor of 10. After the change, the output amplitude returns to essentially its original value in approximately 40 milliseconds. Audio frequency 1000 c.p.s.; pattern width approximately 0.22 second.

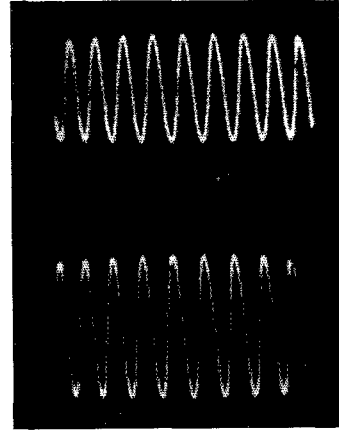
condition of equilibrium will be reached quickly. This is the system's compression time.

After an exceptionally strong input signal has caused the a.g.c. to decrease the gain of the amplifier, there will be a short interval of time before the amplifier will regain its normal gain. This is its release time. Relatively low intensities into the amplifier at this time will be suppressed to a large extent and will appear in the output very weakly. In extreme cases of overload the amplifier will be dead for a short time until it can recover from the overload.

The time constant of an amplifier ordinarily is a compromise between two requirements: (1) action fast enough to control the peaks; (2) action slow enough so as not to compress later portions of speech after early portions have caused the gain reduction. A.g.c. release time must be slow enough to maintain a steady signal level; fast enough to insure quick recovery after strong signal input.

Fig. 2 illustrates a circuit having a threshold level at which a.g.c. begins to operate and still has independent compression and release times. Batteries B_1 and B_2 normally charge C_1 and C_2 through R_2 and R_3 . The control tube, V_3 , has several volts negative on its plates, thus its impedance is high and the impedance from point A to ground at its maximum. When a portion of

the signal is amplified and fed back to the rectifier, V_2 , the current generated is used to neutralize the charge on C_1 and C_2 . Compression time constants are determined by R_1 and C_1 and C_2 . When the charge on the condensers is neutralized, the negative voltage on the control tube is decreased and current begins to flow through the diodes. This current flow causes the impedance from point A to ground to decrease through the symmetrical paths D_1C_1 and D_2C_2 and acts as a normal



Steady-state output levels for two different input levels. The input amplitude in the lower picture is 40 db. above the input amplitude in the upper picture. The difference in output levels for these two conditions is approximately 2.5 db.

gain control would decrease the over-all gain of the amplifier.

When the input signal ceases, condensers C_1 and C_2 charge up again from the batteries, since the feed-back current also ceases. The negative voltage on the plates of the duo-diode increases the impedance of the control tube, thus increasing the impedance between point A and ground. Release time constants are determined largely by R_2 and R_3 plus C_1 and C_2 plus the impedance of the diode. Using this system of a.g.c. the output of an amplifier can be held within 2.5 db. over an

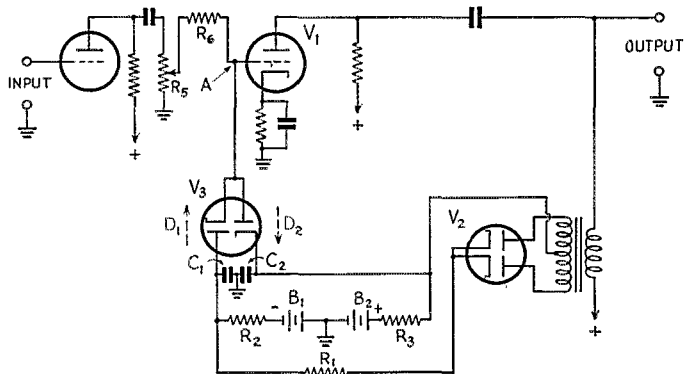


Fig. 2 — A circuit in which the attack and recovery times can be separately adjusted. This circuit also provides an a.g.c. delay.

input signal range of 100 to 1. An even greater range of input signal variations can be handled by cascading two stages of diode-controlled tubes.

The photos taken off the face of a Tektronic 'scope with a Polaroid Land camera show the ability of the control circuit to handle large changes in input intensities with negligible distortion and still keep the output level within 2.5 db. throughout its entire dynamic range.

Operating Characteristics

The rectified signal amplitude which will cause current to flow in the duo-diode is determined by the value of negative voltage from batteries B_1 and B_2 applied to the control tube, V_3 . The level of input signal at which a.g.c. will begin to decrease the gain of the amplifier is determined in part by the amount of this negative voltage. If the current through the diode cuts off when a voltage of -3.5 volts is applied to it then any lesser voltage — e.g., -2.5 volts — would cause the diode to draw current, thus reducing the gain of the amplifier even before any signal was applied to its input.

If a battery voltage greater than cut-off — e.g., -5 volts — is applied to the control tube the rectified feed-back voltage must build up to a voltage equal to the amount above cut-off before the a.g.c. action will begin. The rectified feed-

back signal would have to be 1.5 volts, the difference between -3.5 and -5 volts, before the delayed a.g.c. action would start.

Normally, the a.g.c. system is operated with a voltage greater than the cut-off value. A decrease in voltage will decrease the average controlled level. An increase in delay bias voltage will increase the average level of the controlled amplitude, since a given signal amplitude will cause less current to flow into the control tube, thus controlling V_1 at a higher operating level. A decrease in the gain of V_1 or the a.g.c. amplifier will also increase the average level of the controlled signal since a given input signal amplitude will cause less current to flow into the control tube. Increasing the gain preceding V_1 will cause the a.g.c. system to operate with a smaller signal at the amplifier input and the average output signal level (a.g.c. controlled) will not change. The over-all sensitivity of the amplifier will be increased, however.

A Practical Compressor-Amplifier

Fig. 3 is a diagram of a practical volume compressor designed to be placed between a crystal or dynamic microphone and the microphone input terminals of a speech amplifier. Three stages of voltage amplification are used to pro-

(Continued on page 118)

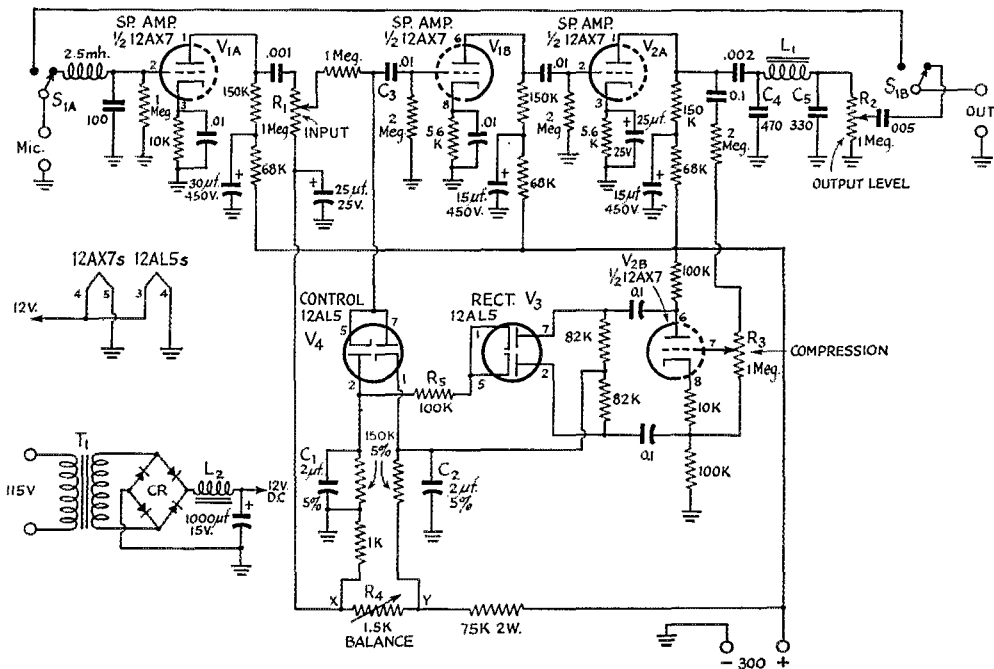


Fig. 3 — Practical compression amplifier circuit, suitable for use between the microphone and a conventional speech amplifier. A d.c. filament supply is required for at least the 12AL5 control tube, as described in the text, and a suggested circuit is shown at the lower left. The current required from the 300-volt supply is approximately 5 ma.

Capacitance values are in $\mu\text{f.}$ for 0.001 $\mu\text{f.}$ and larger; $\mu\mu\text{f.}$ for smaller values. Condensers less than 0.01 should be mica or ceramic. Resistors are $\frac{1}{2}$ watt unless otherwise indicated.

C_1, C_2 — 2- $\mu\text{f.}$ paper, 5 per cent tolerance, 100 volts (Fansteel).

R_1, R_2, R_3, R_4 — Potentiometers.

L_1 — Approx. 20 henrys (Stancor C-1515).

L_2 — 0.05 henry, 0.6 amp.

CR — Selenium bridge rectifier (Federal No. 1017).

S_1 — D.p.d.t.

T_1 — Secondary voltage 18 r.m.s., 0.6 amp.

Re the "Tubeless VFO"

THERE have been a number of reports of frequency modulation with "tubeless VFOs" patterned after the one described in the June issue,¹ and since we had looked particularly for f.m. in the original tests without finding it, further investigation seemed indicated. The results reported in June *QST* were of the "over the air" variety and did not permit ready observation of the effects of various adjustments (or misadjustments) of the exciter. Accordingly, a more thorough look was taken at the situation under laboratory conditions, using a Central Electronics 10B exciter.

For one thing, it appears that some of the customers have indulged in rather unthinking construction and operation. The original model of the circuit was built as an experiment and reported as such in *QST*, it being taken for granted that anyone trying the same system would observe the precautions that are customary with any VFO. W1MBK reports a couple of cases where the ground return was made clear across the panel from the crystal socket, with the inevitable result that r.f. from the final stage was picked up on the ground lead and introduced into the oscillator circuit. Feedback of this sort has been a bugaboo of VFO operation for as long as VFOs have been used, so poor performance under such conditions is not surprising. Moving the ground return to a point just as close as possible to the crystal socket, and keeping the lead just as short as possible, cleared things up nicely in these cases.


Aside from such constructional errors, it is possible to get undesirable f.m. if the exciter is improperly operated. The oscillator frequency is

not completely independent of the signal level at the No. 3 grid of the 6BA7 mixer. The frequency shift appears to follow the average rather than the instantaneous signal level; in other words, the frequency does not shift at an audio but at a syllabic rate. Using a two-tone test signal at an operating frequency of 4 Mc., increasing the a.f. input from zero to the level that gave maximum undistorted output from the exciter showed a detectable frequency shift with the unit described in June *QST* and the particular 10B on which the test was made. (Incidentally, the 4-Mc. frequency is the worst case, since it is closest to the oscillator frequency. With 14-Mc. output the frequency shift is noticeably smaller.) However, with voice input driving the exciter to full output on peaks, the average frequency shift was so small, because of the lower average level, that it was not observable. Repeated tests switching back and forth between the VFO and crystal confirmed that the signal sounded the same, and could be tuned in just as readily, with either frequency source.

However, this was true *only* so long as the exciter was operated within its capabilities. The frequency shift became observable when the signal began to "flatten," and the transition point was so definite that it is probably characteristic of other exciters than the one used here. In short, overdriving and f.m. go hand in hand. Actually, it is a trio and not a duo — noticeable distortion joins the party at this point, too. With crystal control the distortion is equally apparent, but the f.m. is not.


A word to the wise should be enough, but like much that goes on in single sideband, you can't really be sure of your signal amplitude unless you monitor it on a 'scope. In a properly designed

¹ "A Tubeless VFO for the 10A," *QST*, June, 1954.



◆
Interior construction of the oscillator unit. The small shelf is the full width and depth of the box, thus making full use of the available space. The coil-form slug is adjusted through a hole in the bottom side.
◆

Practically all the components are grouped around the oscillator tube socket. With one L-shaped side piece removed as shown, all wiring is readily accessible.



set-up, the linear amplifier that follows the exciter should flatten before the exciter's overload point is reached, so normally there should be a pretty fair margin of safety for f.m. If the exciter overloads before the linear, you need to start over again, anyway.

Voice-control operation can give trouble. If the voice-control circuit cuts in at too high an audio level the exciter will overload momentarily even though the speech intensity is kept within proper bounds after the transmitter is on. The result is a "yoop" at the start of each transmission. The setting of the voice-control adjuster is critical; it must operate at an audio level far enough below the overload point to prevent the "yoop," and in the particular model of 10B used in these tests this required a fairly high order of sensitivity and a resulting fairly long hold-in time. It is probable that some users have got into difficulties because of setting the voice-control level for snappier action. However, this momentary overloading is undesirable regardless of the method of frequency control, since it is in the flattening region and therefore the cause of spurious emissions.

Another possible cause of frequency shift is poor line-voltage regulation when a high-power amplifier is used. A few volts drop when the amplifier loads the line at a syllabic rate is tolerable, but when the change is of the order of 5 to 10 volts the frequency shift becomes noticeable. This can be helped by using a VR-105 to regulate the voltage applied to the oscillator anode of the 6BA7. This and some other changes made in the exciter in the course of checking (for example, a frequency shift of a few cycles that occurred when switching from "manual" to "voice control," and an irregular shift of similar nature that took place from one transmission to the next on voice control, were cured by additional r.f. filtering in the relay-contact circuits) are not discussed in detail here because, in one sense, they defeat one of the primary purposes of the "tubeless" VFO unit since they require digging into the exciter.

To sum up, the unit as originally described is capable of entirely satisfactory performance

² Mix, "Simple Remote Tuning for the VFO," *QST*, January, 1953.

when constructed and used as intended. It will not, however, take abuse in the form of excesses that lead to distortion and spurious radiation regardless of the method of frequency control. And above all, neither this nor any VFO should be put on the air without at least a preliminary monitoring. Listening to the oscillator, with the receiver b.f.o. on, in the 5-Mc. range to determine whether it shifts frequency under modulation is such an obvious step that it should hardly be necessary to mention it.

In the case of the 10B exciter, the "calibrate level" control makes a separate oscillator tube desirable. This control operates on the No. 3 grid of the 6BA7 and has far more influence on the oscillator frequency than any of the effects discussed above. If it is set at a relatively low level when zeroing on another station, the actual transmitting frequency may be quite a bit different from what was anticipated. To make full use of this feature, it becomes necessary to use a separate oscillator, and a suitable one is described below. Such an oscillator also is recommended if you lack confidence in your ability to keep the signal level within proper bounds at all times.


An Oscillator Unit

The low-drift feature of the remote-tuned VFO is worth retaining whatever the tube arrangement, so the tuned circuit described in June *QST* is a good basic tuning unit for the 5- and 9-Mc. combination. The oscillator unit shown in the photographs is a variant of the Mix idea² but using a triode oscillator loosely coupled to a tuned pentode buffer amplifier, the two tubes being conveniently supplied in one bulb by a 6U8. The circuit diagram is given in Fig. 1. No changes were made in the tuning unit beyond substituting a shielded three-conductor connector for the 300-ohm line plug used originally. This takes care of the grounding problem. The necessary voltages are picked up from the socket provided for that purpose at the rear of the exciter. An OB2 voltage regulator tube is included for maintaining the oscillator plate voltage and buffer screen voltage constant.

Except for the fact that in recent years it has become customary to use an e.c.o. version of the

series-tuned oscillator while Fig. 1 shows a grounded-cathode triode, the circuit is quite straightforward. The separate amplifier was used in the thought that it would give better isolation than an e.c.o. plate circuit, particularly when a tuned output circuit is used. The only unusual component value is the 5- $\mu\text{f.}$ condenser, C_2 , used to couple the oscillator plate to the buffer grid. This was made just large enough to drive the buffer to the required output. A slug-tuned tank, L_1C_1 , is used in the buffer plate circuit, and is coupled by a small coil, L_2 , to the No. 1 grid of the 6BA7 through the socket connection on the exciter. The number of turns on L_2 was adjusted to deliver maximum voltage to the 6BA7 No. 1 grid through a short (7-inch) length of ordinary 5-conductor cable. A different cable length might require a different number of turns; in this case just enough length was used to permit mounting the unit on the back of the exciter cabinet.

The circuit of Fig. 1 is built on a small shelf inside a $2 \times 4 \times 4$ aluminum box. The shelf is mounted on one of the removable sides, and all the wiring except the connections to J_1 is done on just these two pieces before the rest of the box is attached. The box portion is sawed through at diagonal corners as shown, and J_1 is mounted on one of the L-shaped pieces. To insure a good ground connection between J_1 and the oscillator circuit an oversize soldering lug is made from a piece of sheet copper, with a hole large enough to fit under the mounting nut and a shank long enough to reach the oscillator ground point on the small "deck."



Showing the oscillator-buffer unit mounted on the back of the exciter cabinet.

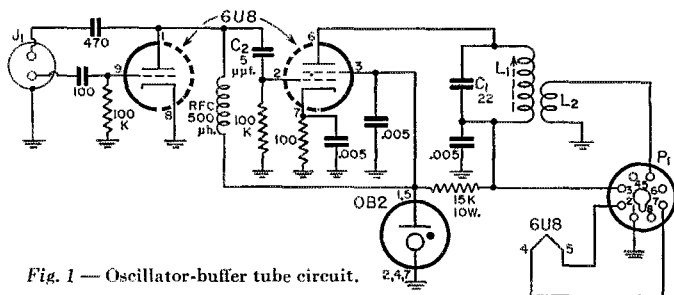


Fig. 1 — Oscillator-buffer tube circuit.

Capacitance values below 0.001 $\mu\text{f.}$ are in $\mu\text{f.}$, 0.001 and above in $\mu\text{f.}$ All condensers ceramic except as indicated below. Resistors are $\frac{1}{2}$ watt composition except as indicated.

C_1 — 22- $\mu\text{f.}$ silver mica (20 or 25 $\mu\text{f.}$ also satisfactory).

L_1 — Adjustable to app. 30 $\mu\text{h.}$; 1-inch winding of No. 30 enam. on $\frac{3}{8}$ -inch slug-tuned form (National XR-93).

L_2 — 9 turns No. 24 d.c.e. wound over ground end of L_1 .

J_1 — 3-conductor microphone connector (Amphenol 80-PC2F; mating plug for cable is 80-MC2M).

P_1 — 8-prong cable connector, male (Amphenol 86-PM8).

RFC — 500- $\mu\text{h.}$ choke (Millen 31300-500).

The second L-shaped piece has a small cutout in one corner to allow the cable to pass through, and is attached after the wiring is done and the unit has been tested. The second cover plate, when attached, makes the final assembly practically as rigid as the original box. This plate is used as a template for drilling the back of the exciter cabinet, where the whole unit is held by self-tapping screws put in from inside the cabinet.

Note that the 6U8 is fitted with a shield. This was found to be of considerable benefit in reducing the effect on the oscillator frequency of adjusting the slug in L_1 . Because the tube gets rather hot and the space in the box is limited, a good deal of heat is transmitted to the other components unless some means of ventilation is provided. Some holes drilled in the top and bottom edges of the box, over and under the 6U8, help keep things cooler and thereby make a worth-while contribution to minimizing frequency drift.

To cover the necessary frequency range — 350 kc. when the s.s.b. generator frequency is 9.0 Mc. — without adjustment a broadly tuning low- C circuit would be desirable at L_1C_1 . However, a 1-inch winding is about all that can be used on the coil form if the slug is to have much tuning effect, so it is necessary to use some C in the buffer tank. With L_1C_1 set at the center of the range the output, as measured by the rectified voltage at the No. 1 grid of the 6BA7 (using a v.t. voltmeter), drops off to about one-half at the ends of the range. The constants were chosen so that the rectified voltage at the center of the range was of the same order (20 to 25 volts) as that developed by the crystal oscillator in the exciter. The voltage is not critical, since the normal exciter output power can be obtained with identical waveform with as little as 5 or 6 volts.

With this arrangement the oscillator frequency is practically impervious to line-voltage changes

(Continued on page 120)

A Protective Circuit for Transmitting Tetrodes

Novel Dual-Triode Device Provides Variable Input Control As Well

BY THOMAS E. BELING,* W9AEI/2

GRID-LEAK biasing of transmitter r.f. amplifiers has the advantage of being self-adjusting, economical and simple. Its big drawback, of course, is that excitation failure removes the bias from the amplifier and may result in very high plate current and consequent damaging of the tube. The most common solution is to apply fixed bias from an external source to limit the plate dissipation to a safe value, and then obtain the rest of the operating bias from a grid leak. This requires a bias supply of some sort, an appendage many amateurs like to avoid using.

In recent years most amateur transmitter designs have used beam tetrodes in their output stages. These tubes have the characteristic that their plate current, for a given grid bias, is practically independent of the plate voltage, being instead a function of the voltage applied to the screen. Advantage is taken of this fact in the familiar clamp-tube circuit, illustrated in Fig. 1.

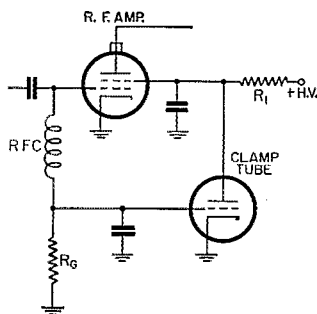


Fig. 1 — Conventional clamp-tube circuit.

During normal operation the clamp tube is cut off by the bias developed across the amplifier grid leak, R_G , so it has no effect on the operation of the amplifier. Should the excitation fail, however, the clamp-tube bias drops to zero and it conducts heavily. This results in a large voltage drop across R_1 , and consequently greatly reduced screen voltage. The plate current is reduced to a safe value thereby.

This arrangement works well with many tetrodes, and is widely used, but it will not do the job with the 6146. This tube requires a lower screen voltage than the clamp-tube circuit will provide, in order to hold the plate current to a safe value. A common way of doing this is to insert a VR tube in series with the clamp-tube plate and amplifier screen. The tube, ignited in normal operation, goes out when the applied

voltage drops, thus cutting off all voltage to the screen.

In designing a protective circuit for a new 6146 amplifier, the writer decided to try some form of series tube circuit in order to achieve a reasonably low screen voltage in case of excitation failure. The circuit shown in Fig. 2 does this, and

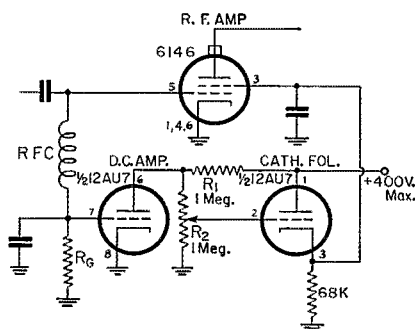


Fig. 2 — Dual-triode protective circuit for 6146 or other beam tetrodes. The potentiometer R_2 also controls the screen voltage under normal operation, and thus may be used for controlling the power input to the stage. R_1 and the 68K resistor are $\frac{1}{2}$ watt.

in addition provides a convenient control of the screen voltage and plate input as well. The latter is helpful for tuning-up purposes, and is very useful as an excitation control, if the 6146 is used to drive a higher-powered amplifier.

One half of a 12AU7 is used as a cathode follower (right side of Fig. 2), the other a d.c. amplifier. Operation of the circuit is very simple. When the 6146 is operating normally the d.c. amplifier (left triode) is cut off by the bias developed across the 6146 grid leak. The voltage applied to the cathode follower is determined by the voltage divider, R_1 and R_2 . Its cathode follows the voltage on its grid, so adjustment of R_2 allows proper screen voltage, about 150 volts, to be applied to the amplifier. Should the drive to the 6146 fail, the bias on the d.c. amplifier will drop to zero. It will then conduct, and the drop across R_1 will reduce its plate voltage to a low value. This low voltage will then be applied to the 6146 screen through the cathode follower.

Using the circuit values shown it is possible to reduce the screen voltage to approximately 20 when the drive is lost. This will keep the plate current of the 6146 low enough so that the plate dissipation of the tube will not be excessive. This circuit has several advantages over the more

* 261-45 Lanston Ave., Glen Oaks, L. I., N. Y.

(Continued on page 122)

Two-Dial Receivers and 100-Kc. Signals

Pointers on Using Frequency Standards

THE little 50/100-kc. frequency standard of W2JN, described in the July issue of *QST*, brought to mind that perhaps not everyone appreciates the usefulness of such a device or knows how to use it. This was forcefully brought home recently while watching several different operators "setting" various ham bands on a new two-dial receiver they were torturing. A 100-kc. oscillator was included in the receiver, but only the "savvy" operators used it or knew how to — the others ignored it.

The 100-Kc. Frequency Standard

A number of the current receivers either incorporate a "Calibrator" or "Crystal Calibrator" or else make provision for one as an additional feature. The "Calibrator" is a crystal-controlled 100-kc. oscillator, designed to be rich in harmonics. Such 100-kc. oscillators can also be built¹ and used with any receiver. One is a mighty handy little device to have around the shack, because it will enable you to sneak up close to the edge of a band with your transmitter, if you have the courage of your convictions about your ability to use the gadget. Let's see what it does and how to use it.

If the 100-kc. standard gave no harmonic output, its output would be plotted against frequency as is shown in Fig. 1A. There would be a signal from the oscillator at 100 kc., and no energy from it at any other part of the radio spectrum.

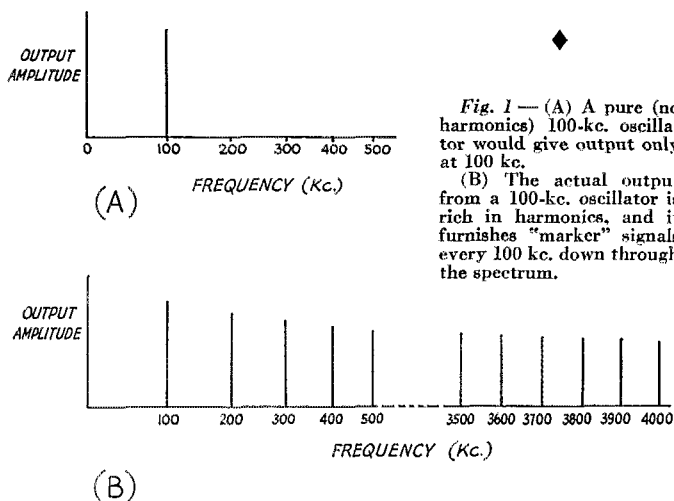
But Fig. 1A was just a theoretical idea, because almost any practical oscillator that you might build would have a lot of harmonics. This can be represented by Fig. 1B, which shows signals every 100 kc. Those near 100 kc. will be louder than those at higher frequencies, and thus the 35th harmonic (at 3500 kc.) will be weaker than the 2nd harmonic at 200 kc. We will assume that the oscillator we're using has harmonics we can hear up to 30 Mc. — some oscillators would have and some wouldn't.

So far, you should have a mental picture of a 100-kc. oscillator that, when it is turned on, generates signals at every multiple of 100 kc. Fig. 1B is such a picture. Now ask yourself what happens if the 100-kc. oscillator is not on 100 kc. but is oscil-

lating at 100.1 kc. Instead of signals appearing at 200.0, 300.0, 400.0 and 500.0 kc. (and also 3500.0, 3600.0, etc., kc.), the signals now show at 200.2, 300.3, 400.4 and 500.5 kc. (and at 3505.3, 3603.6, etc., kc.). The error in cycles increases by the *order* (number) of the harmonic, so a 0.1-kc. error in our oscillator at 100 kc. gives an error at the 35th harmonic of 3.5 kc. This is the second mental picture to retain: A small error in the oscillator can give a large error at a high harmonic.

We don't have to run screaming into the night at this apparent disadvantage of a 100-kc. frequency standard — let's turn around and make it work for us. It's easy. Stop and think about how you are going to check the standard. WWV? Right. (We have to assume that WWV's signal is correct, and they do have a pretty good record.) If you use the WWV signal at 5000 kc., you will be comparing that standard against the 50th harmonic of your oscillator. And let's say that a 50-cycle beat note is the lowest you can ever hear out of your receiver, because of limitations in its audio system and your hearing. (Actually, you might do a little better than this, but it makes the arithmetic easier.) If you adjust your 100-kc. crystal standard to the point where you can no longer hear a beat note between its harmonic and the unmodulated signal from WWV, you know that your standard is within 50 cycles of being right at 5000 kc., which makes it within 1 cycle of being right at 100 kc. That's pretty good precision for a simple little gadget.

You may have noticed that an unmodulated signal from WWV was suggested. Most of the time WWV sends a standard tone and some time ticks, and every five minutes there is identification and some voice, but there is a short period



¹ Examples other than the W2JN oscillator in the July issue include the one in Chapter 21 of *The Radio Amateur's Handbook*. An excellent article on frequency standards is Collier, "What Price Precision?", *QST*, Sept. and Oct., 1952.

following the announcement when there is no modulation, and that's the time it's easiest to check your standard. The receiver will be set up for 'phone (b.f.o. off) and tuned to WWV. When your 100-kc. oscillator is also running, there will be an audible beat between its 50th harmonic and WWV (if you're tuning in WWV at 5 Mc.) if the oscillator is not within 1 cycle of 100,000 kc. Swing the adjustment trimmer on the frequency standard through the zero-beat condition and leave it halfway between the settings where you just start to hear a low tone.

Some day you may want to learn the more precise methods for setting your frequency standard, as can be done with the b.f.o. on or with an oscilloscope, but the method just outlined is quite good for all but the most precise measurements.

When you first acquire a 100-kc. standard, you will probably want to check it every day or so, to see if it is stable and relatively insensitive to temperature changes. After familiarizing yourself with its particular habits, you can check it once a week or once a month, or whenever you are going to sneak quite close to the edge of a band. You now know how to check it, you know how well you can depend upon it, so you can work close to the edge if you have confidence. But don't get caught outside! The FCC won't listen to your claims that WWV must have drifted a little.

Setting Up a Receiver

It should be rather obvious now how you could check the frequency calibration of a receiver. All you do is turn on the 100-kc. oscillator and tune across the band being checked. If the signals from the standard appear at the 100-kc. intervals marked on the receiver dial, the receiver calibration is right. If they don't coincide, the receiver is wrong. In some cases you can do something about it, and in some you can't.

If, for example, you are using a single-dial continuous-coverage receiver like the BC-348, all you can do is to observe how much (if any) the calibration differs from the exact frequencies indicated by the 100-kc. oscillator harmonics. For future reference, you can make notes on these differences within an amateur band or, if you know your receiver, readjust the receiver oscillator trimmer to set the calibrations "on the nose." In some cases, you will find that if you reset the receiver-oscillator trimmer so that the dial reads right at 4.0 Mc., for example, it will be off at 3.5 Mc. In a case like this, the only cure is to bend plates on the tuning condenser. While this can be done, we recommend it only to brave souls who know what they're doing and understand receivers pretty well.

The Two-Dial Receiver

A more common case one may run into is that of the two-dial receiver, where one dial is called "bandset" and the other is called "bandspread." This is a flexible type of receiver that, when used

² It could also be on 3300 kc., but most receivers put the oscillator on the high-frequency side in this range.

with a 100-kc. frequency standard, can always be set up to give you one amateur-band edge very accurately. Let's spend a little time with it.

First off, you must realize that it is the "high-frequency oscillator" tuning of the receiver that determines the frequency to which the receiver is tuned. Fig. 2A shows in simple form the input circuits of a typical receiver. A 500-kc. i.f. amplifier is assumed (to make the arithmetic easier). When the receiver is set to receive a signal at

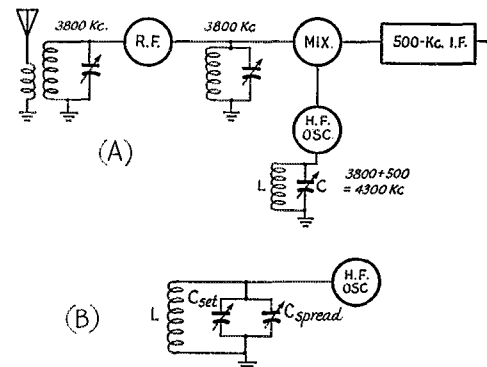


Fig. 2 — A block diagram of a receiver tuned to 3800 kc. is shown at (A). If it is a two-dial receiver, the oscillator tuning (and also the r.f. and mixer tuning) is done with two condensers in parallel, as shown in (B).

3800 kc., the r.f. and mixer circuits should be tuned to 3800 kc. If they are off slightly, the signal will not be amplified as much, but that's the only effect. (You've noticed this when you have twisted the "Antenna Trimmer" of a receiver — it changes the volume of the signal but doesn't detune it.) But the oscillator *must* be on 4300 kc.² to heterodyne the 3800-kc. signal to 500 kc. — any error here would heterodyne some frequency other than 3800 kc. to the 500-kc. i.f. To clarify, let's say the oscillator is on 4305 kc. The signal at 3800 kc. will be heterodyned to 505 kc., while a signal at 3795 will be heterodyned to 500 kc. Hence it is the intermediate frequency and the high-frequency oscillator frequency in combination that determines the signal we will be tuned to. Since the i.f. is tuned at the factory and left fixed at one frequency, it is the high-frequency oscillator tuning that is all important.

In a two-dial receiver, the high-frequency oscillator condenser is actually two condensers in parallel. In other words, C in Fig. 2A would show up on the schematic of a receiver as two variable condensers in parallel, as in Fig. 2B. Now suppose that with the inductance L , we require 100 $\mu\text{f.}$ of C to tune to 4300 kc. When we have the two condensers in parallel, it is obvious that they can be set in a number of different ways to give a total of 100 $\mu\text{f.}$ For example, if C_{set} were set at 80 $\mu\text{f.}$, we would be tuned to 4300 kc. with C_{spread} at 20 $\mu\text{f.}$ Or we could use an 81 + 19, 82 + 18, 83 + 17 or 78 - 22 combination.

Now think of a scale calibrated in kc. attached to C_{spread} . For convenience, this scale is going to

(Continued on page 124)

• Technical Topics —

A Circuit Symbol for the Junction-Type Transistor

TWO TYPES of transistors now are available to amateurs commercially, junction and point-contact. The junction form may be contrasted with the point-contact variety as follows:

1) the junction transistor was discovered and developed later;

2) it was designed theoretically before an experimental model was made; and

3) it more nearly conforms to a vacuum-tube triode in characteristics.

Lately the junction type has gained popularity because it lends itself readily to low-frequency circuit applications.

The electrical symbol of the semiconductor diode, Fig. 1A, dates back to galena-crystal days, before vacuum tubes. The present symbol for the transistor, Fig. 1B, is similar to that of the diode. It was first used for *point-contact* transistors. Later, when junction transistors were developed, the use of the established symbol for the point-contact transistor was made to serve both types.

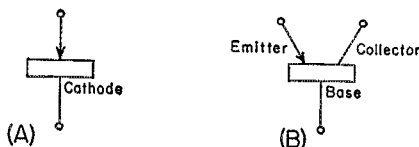


Fig. 1 — The schematic symbol for the point-contact diode (A) was modified when a symbol for the point-contact transistor (B) was sought.

Because of this it has become impossible to distinguish schematically which type of transistor is depicted in a diagram, except by a knowledge of the arbitrary numerical designations given them or in some cases by the associated circuitry. Junction and point-contact transistors have different characteristics and therefore many circuits designed for one type will not operate if the other is used. This can be compared in some respects to the differences in operation between a vacuum and gas-filled tube. The problem of distinguishing the vacuum from the gas tube on schematics was solved as shown in Fig. 2. An equally effective method of differentiating the junction and point-contact transistors seems justified. There are still

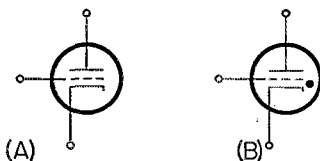


Fig. 2 — By convention it is an easy matter to distinguish the vacuum triode (A) from the gas-filled triode (B). At the present time there is no equally effective means for differentiating between the point-contact and junction-type transistor.

other good arguments to warrant a separate symbol for each of the two main types of transistors. The junction type is directly comparable to a vacuum triode; the point-contact is not. If the junction transistor is depicted as shown in Fig. 3, its elements correspond directly to their counterparts in a vacuum triode. As is shown in Fig. 3A,

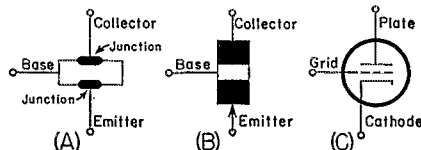


Fig. 3 — The actual physical structure of the junction-type transistor (A) could be used as its symbol (B). This representation will place the elements of the transistor in an order that permits a direct comparison with those of a vacuum tube (C).

the junction type is fabricated from a piece of germanium sandwiched between two alloyed junctions of another element, such as indium or antimony. Therefore, the suggested symbol is also related to the physical structure of the junction transistor.

Every vacuum-tube triode has a cathode that serves as a source of electrons. These electrons are attracted to the plate when its voltage is positive with respect to the cathode. The rate of electron flow along this path can be controlled by small voltages applied to the grid; a negative voltage reduces the flow while a positive voltage will increase it. Except in the special case of a Barkhausen oscillator, all triode tubes are operated with the voltage polarities as just described. This is not true for the point-contact or junction transistor. The polarity of the voltages applied to a transistor will depend on whether it is of the *n-p-n* or *p-n-p* type. These designations refer to the type of electrical conduction in each element of the transistor — in the emitter, base, and collector, respectively. The "n" stands for electron (negative) conduction and the "p" for "hole" (positive) conduction. An "n" type material contains an excess number of electrons. A "hole" is simply the absence of some electrons in the normal molecular bond structure of a semiconductor. The type of conduction in each part of the transistor is controlled during the manufacture of the device.

When the conventional transistor symbol, Fig. 1B, is used, the *n-p-n* and *p-n-p* types are differentiated schematically by the direction of the emitter arrow. An arrow directed toward the base indicates a *p-n-p* type while an arrow directed away from the base implies an *n-p-n* transistor. For the new symbol for junction transistors we

(Continued on page 128)

Bandspreading the Clapp VFO

BY O. J. RUSSELL,* G3BHJ

THE Clapp oscillator, or some variant of the Clapp-Gouriet circuit, currently is just about top favorite for VFO use by hams. Fig. 1A is representative, and the values shown are typical for the 80-meter band. Because of the small tuning capacitance involved, the circuit does not lend itself readily to application of the conventional type of vernier control. The latter usually

limit the QSY on 14 Mc. to about plus or minus 6 kc.

Fig. 1B also includes a bandspread scheme that may appeal to many. The tuning element consists of a 150- μf . variable, C_2 , in series with a fixed capacity of 50 μf . (C_3). The tuning characteristic is shown in Fig. 2(A). The straight line B shows linear tuning for comparison. With linear

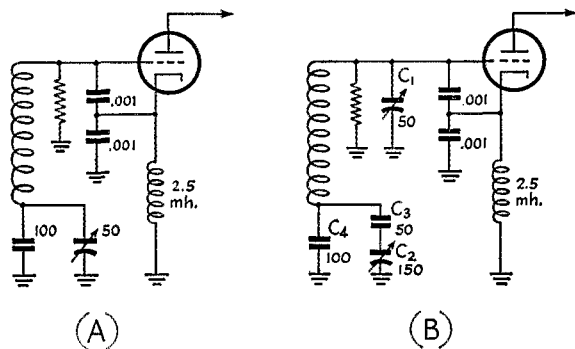


Fig. 1 — A — Clapp VFO with typical tuning values. B — C_1 is a vernier covering only a few kc. on 80, useful in setting VFO accurately to zero beat. C_2 and C_3 , along with the usual fixed parallel condenser, C_4 , produces a tuning curve that favors the higher-frequency bands.

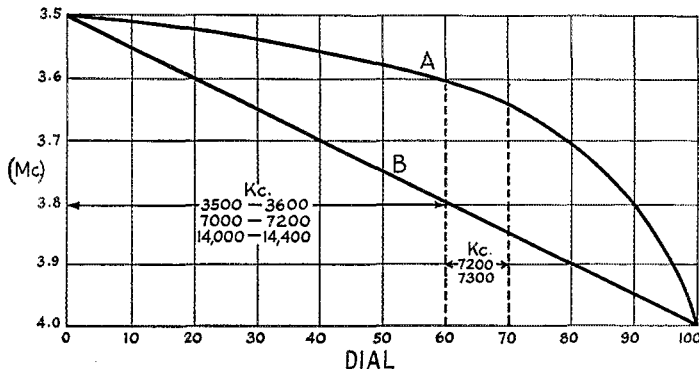
consists of a variable condenser of several μf . in parallel with the main tuning condenser. However, in the Clapp circuit, a vernier of this type, covering only a few kc. for easy setting to zero beat, becomes impractically small. With the values shown in Fig. 1, a change of 5 μf . will cause a change in frequency of about 50 kc.

Accordingly there is need for another solution. The answer is suggested by one of the important virtues of the Clapp oscillator — its relative immunity to slight capacity changes associated with the tube. A 50- μf . variable, connected as shown at C_1 , Fig. 1B, gives a well-nigh perfect vernier — a total QSY of about 6 kc. The tuning is almost precisely linear if a straight-line-capacity condenser (semicircular plates) is used. The h.f. c.w. man may prefer to use a 25- μf . variable to

tuning, the tuning rate on 80 is about 5 kc. per dial division. When multiplied for the higher-frequency bands, this means a tuning rate of 10 kc. per dial division on 40, and 20 kc. on 20 meters. With series tuning the characteristic is essentially linear out to about 3600 kc., with tuning rates of about 1.65 kc., 3.3 kc., and 6.6 kc. respectively on 80, 40 and 20. From 3600 to 3650 the rate is 5 kc. per dial division on 80, or 10 kc. per division over the range of 7200 to 7300. The latter is just about the same as the linear scale. Over the remainder of the range up to 4000 kc., useful exclusively for 80 meters, the average rate is about 12 kc. per dial division. For the ham who works several bands with the same VFO, the advantages of this tuning system are obvious. Combining this bandspread circuit with the vernier provides a tuning system that is easy to adjust to meet any requirement.

* 15 Reepham Rd., Norwich, Norfolk, England.

Fig. 2 — A — Typical tuning curve for the bandspread circuit of Fig. 1B. B — Linear tuning.



• Recent Equipment —

The TR-1TV Transmitter

THE complete transmitter assembly under this Eldico type number consists of three rack-type units — r.f. section, modulator, and power supply — with a rack cabinet, forming a 300-watt input c.w. and a.m. 'phone rig. Each of the units is available separately, both in kit form and wired. The r.f. section is shown in the accompanying photographs.

A block diagram of the r.f. layout is shown in Fig. 1. Three 6CL6s are used in an 80- to 10-meter exciter for driving a 4E27A/5-125B final amplifier. The first 6CL6 can be used either as a crystal oscillator or as an amplifier following a VFO; in addition, provision has been made for using it as the oscillator for a "tubeless" VFO or external tuned circuit, fixed condensers for the series-tuned Colpitts circuit having been built in for this purpose. The oscillator has five output circuits, selectable by a switch for each band. On 3.5 Mc. the output is choke-coupled to the following stage; for all higher bands a slug-tuned coil is used to resonate with the tube capacitances to form a broadly-tuning tank. The oscillator grid-circuit frequency is 3.5 Mc. in all cases, and the tube is used straight through for final output on

control is not strictly necessary except on 10 meters. However, in our tests on the unit it was found that the 4E27A output reached a definite maximum with a grid current of 6 ma., dropping off with either more or less grid current, so the control can be quite usefully employed on all bands, since the drive will not normally stay constant over an entire band with fixed tuning.

Final Amplifier

The final amplifier, which is capacity-coupled to the 6CL6 driver, has a pi-network output tank using a tapped coil for adjustment of inductance to the value required for each band. This circuit is designed for working into 50- to 75-ohm resistive loads.

The output capacitance of the network consists of a 360- μ f. variable condenser (a dual 180- μ f. unit with the two sections in parallel) and two 400- μ f. fixed mica condensers of the rectangular-cased r.f. type. By paralleling either one or two of these with the variable, the output capacitance is adjustable, substantially continuously, from a low value up to nearly 1200 μ f. As shown in the photograph, the tank coil has its turns spaced out

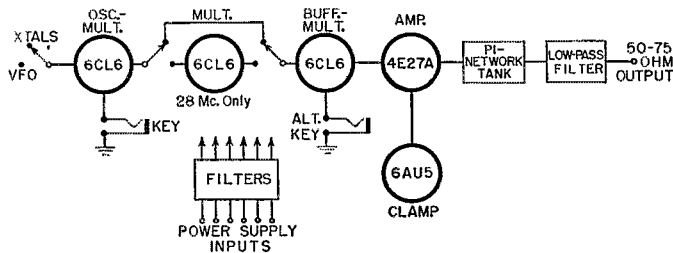


Fig. 1 — Block diagram of the TR-1TV r.f. section.

3.5 and 7 Mc., and as a frequency doubler for 14 through 28 Mc. Sockets for eight crystals, switch selected, are included.

The second 6CL6 shown in the block diagram is used only when the transmitter is on 27-28 Mc. It doubles from 7 to 14 Mc., and has its plate circuit fixed-tuned at 14.4 Mc. for driving the last 6CL6 as a 28-Mc. doubler. On all other bands the oscillator drives the last 6CL6 directly.

The third 6CL6, the driver for the 4E27A, also has five selectable coils, four of them slug-tuned, available for its output circuits. On 3.5, 7 and 14 Mc. this tube is used as a straight-through amplifier. On 21 Mc. it triples from the 7-Mc. output of the oscillator, and on 28 Mc. it doubles from the 14-Mc. output of the second 6CL6. A small variable condenser is connected across the output circuit for panel control of excitation to the 4E27A. For bands below 27-28 Mc. this may be set near minimum capacitance and the coil slugs adjusted to give optimum output throughout the band, inasmuch as "peaking" with this

at one end to reduce coupling to the part that is shorted on the higher-frequency bands.

The amplifier is neutralized by the capacity-bridge method, using a metal strip mounted on a stand-off insulator alongside the tube to form a neutralizing "condenser" with the tube plate. A regular Eldico low-pass filter is built into the unit as part of the output circuit.


A 6AU5-GT, triode connected, is used as a clamp tube to protect the final amplifier from damage in case of loss of excitation or when keying a preceding stage. No fixed bias is required for the 4E27A, therefore.

Circuit Details

Two keying jacks are provided, one in the oscillator cathode and one in the 6CL6 driver cathode circuit. These are filtered for r.f., but no shaping circuits are included.

There are two milliammeters in the r.f. section. A 0-300 ma. unit is permanently connected in the final amplifier cathode circuit. The second meter

The TR-1TV r.f. section with the shield cover removed. It uses a 4E27A final amplifier tube and is rated at 300 watts input, 'phone and c.w.



is used for measuring grid current in the multiplier and final stages. Its range is 0-5 ma. for the multiplier and driver, and 0-10 ma. for the final.

A filament transformer is incorporated in the r.f. unit but all other voltages must be supplied from an external source. Leads to the connection terminals for 115 volts and for the d.c. plate voltages are all filtered for TVI, these filters being installed in a separate shielded compartment in the set. Terminals are provided for a 1500-volt supply for the final plate, 750 volts for the final screen (this is obtained through a dropping resistor from the plate supply), 340 volts for the oscillator and 400 volts for the other two 6CL6s.

The shielding methods in the set might give some ideas to the home constructor, since standard boxes and chassis no doubt could be employed in comparable arrangements. The exciter, final tube, and filament transformer are mounted on one chassis with a bottom plate. "Pan" type construction is used for the amplifier plate circuit, and the low-pass filter and lead filters are separately shielded in boxes mounted inside the pan


as shown in the photographs. A similar box arrangement is used to shield the meters.

Modulator and Power Supply

The companion modulator unit uses a pair of 811s as Class B modulators, with an output transformer having a separate winding for modulating the screen of the 4E27A. A 12AT7 is used as a cascade triode speech amplifier, working into a 6AQ5 driver for the modulators. Negative feedback from the 6AQ5 plate to the cathode of the second 12AT7 section improves the driver regulation. A filament transformer also is incorporated.

The power supply section is a dual unit having a 1500-volt supply capable of handling the r.f. final and modulators, and a 400-volt supply for the low-power stages in both the r.f. and audio sections. The former uses 866 rectifiers and has a two-section choke-input filter. The latter uses an adjustable resistor between negative and ground to supply 9 volts bias for the modulators, and also has a tapped voltage divider to furnish the 340 volts mentioned above. — G. G.

The exciter and final tube occupy the chassis section at the right in this view. The pi-network tank circuit has a tapped coil for bandswitching. Power terminals on the rear chassis wall are filtered for TV harmonics, with the filters shielded by the enclosure just inside the chassis. The low-pass filter is in the shield along the left-hand wall. The cover for the unit is an L-shaped piece of perforated aluminum.



Happenings of the Month

W6ZH CHOSEN UNDERSECRETARY OF STATE

Amateurs everywhere will be proud to learn that one of the most exacting responsibilities the nation can bestow has been conferred on one of our number with the appointment as Undersecretary of State of Herbert Hoover, jr., W6ZH and more recently also K6EV. In his new post,



W6ZH/K6EV

—UP

“Herb” Hoover will be second in command of the Department of State, under Secretary Dulles.

First licensed in 1920, when the “Z” calls were a special amateur experimental class, he has been hamming continuously ever since — except when special duties interfere, such as the recent urgent call by the Government to tackle problems in Iran. Favorite bands: 40 and 75 'phone. Favorite activities: rag-chewing and DX. K6EV at his summer home in Santa Barbara is in a deluxe building by itself at the edge of the beach, housing a KW-1 and a 75A-3. The present antenna is a 65-foot vertical yacht mast, with the radiator a copper wire imbedded in the wood. Construction of a 20-meter beam, interrupted by the Iran trip, will now probably have to await fulfillment of his present task. W6ZH in Pasadena is, generally, similarly equipped. He is a former member of the Pasadena Short-wave Club and currently of the Santa Barbara Amateur Radio Club.

Lifelong friend K6DI says, “Herb is 100% ham and amateurs are fortunate to have him in high office. Over a period of 34 years he has been

an indefatigable radio experimenter and is still as active on the air as his busy life allows.”

Old-timers will recall it was just thirty years ago that the third in a series of national radio conferences, called by Herbert Hoover, sr., as then Secretary of Commerce, assigned amateurs our first short-wave bands. The former president, who recently celebrated his 80th birthday, was one of the staunchest friends amateur radio ever had.

The second generation now takes the limelight. A third may be in the offing — W6ZH's son is also a ham.

NOVICE EXPANSION PROPOSED

At its meeting in May the Board of Directors of ARRL voted to seek from FCC an expansion of the present 7-Mc. Novice band so that it would become 7150-7200 kc. The text of the League's petition follows:

FEDERAL COMMUNICATIONS COMMISSION

In the matter of a proposed amendment to § 12.23(e)(2)(ii) of the Rules and Regulations Governing Amateur Service

PETITION FOR RULE-MAKING

Pursuant to Section 4(d) of the Administrative Procedure Act and Section 1.702 of the Commission's Rules and Regulations, the American Radio Relay League requests that Section 12.23(e)(2)(ii) be amended to provide for operation by Novice Class amateur radio operators in the band 7150-7200 kilocycles, instead of only 7175-7200 kilocycles as at present. The amended subsection would read:

“§ 12.23(e)(2) . . . (ii) 7150 to 7200 kc., radiotelegraphy using only type A-1 emission: . . .”

This request is filed pursuant to a decision of the Board of Directors of the American Radio Relay League, Inc., arrived at its meeting in May, 1954. As the Commission is aware, the ARRL Board of Directors is composed of sixteen amateurs nominated and elected by approximately 42,000 licensed amateurs to represent them in the formulation of League policy.

* * *

On April 18, 1952, the Commission released a Notice of Proposed Rule-Making, Docket 10073, which among other things proposed to make the segment 7175-7200 kilocycles newly available for radiotelegraph operation by Novice Class licensees under the usual equipment and power restrictions. On July 1, 1952, the League filed comment in this matter in considerable detail, endorsing the proposal but requesting that a larger segment, 7150-7200 kilocycles, be made available to Novices. On December 29, 1952, the Commission released its Order in Docket 10073, saying with respect to the above matter:

“ . . . consideration of providing a larger segment for Novice operation in the 7 mc. amateur frequency band than that proposed preferably should be deferred until such time as experience with Novice operation in the space proposed has indicated the necessity for additional space . . .”

The Commission made final its original proposal for a 7175-7200 kilocycle segment for Novices effective February 20, 1953.

* * *

In its earlier comment, the League said: “It is, of course, fundamental that adequate privileges must be made available to accommodate the newcomers to amateur radio in the Novice Class. Yet, if the purpose for which the Novice license was created is to be served,

'adequate' privileges must not be so great as to cause such licensees to lose incentive for graduating to a higher and permanent grade of license. It is the League's belief that present low-frequency Novice privileges are not adequate by the above standards."

With one and one-half years of experience with Novice activity in the abbreviated segment of 7 mc., the League believes the above comment to be still applicable. The low-frequency Novice bands are crowded, more than comfortably so. The rate of influx of newcomers to amateur radio via the Novice route continues high. The 7-Mc. amateur band has traditionally been a popular one, and accordingly occupancy by Novices in this band has been great. The space available to Novices is simply not sufficient to permit useful training in order to meet the objectives of the Novice license.

Aside from mutual interference between Novice amateur stations in the 7175-7200 kc. segment, another major difficulty is disruption of communication by strong signals of high-frequency broadcast stations, mostly in Europe. As the Commission knows, in Europe the frequencies 7100-7300 kc. are available for broadcasting, and indeed considerable such use is made. With high powers, and especially under present propagation conditions, these stations put signals of extreme magnitude throughout the U. S. A. in afternoon and evening hours. It becomes necessary for Novice amateur stations using the 7175-7200 kc. segment to attempt to locate a usable channel in between broadcast carriers. When one considers that only two broadcast stations can thoroughly occupy most of a 25-kc. subband, the present difficulties of the Novice licensee become obvious. Expanding the frequency range available to Novices will permit them more freedom in finding "holes" in the European broadcast band through which to conduct their amateur communication training.

For these reasons the League requests the Commission to grant the additional segment 7150-7200 kc. for Novice operation.

AMERICAN RADIO RELAY LEAGUE, INC.

A. L. BUDLONG,
General Manager

PAUL M. SEGAL,
General Counsel

August 3, 1954

TECHNICIAN EXPANSION PROPOSED

The ARRL Board of Directors has expressed itself in favor of a proposal to open the 50-Mc. band to Technician Class operators. Responsive to suggestions by Directors Crossley and Middleton, based on a specific proposal by James Price, W5FXN, the Executive Committee submitted the question to Directors for a mail vote. It is now expected that the Committee will shortly meet again and take formal action to establish the position of the League in favor of such a change in regulations.

Meanwhile, FCC has acted with a Notice of Proposed Rule Making aimed at the same end. The Commission also proposes, however, to let Technicians use the 144-148-Mc. band in addition to 50 Mc. Comment deadline is November 15th.

GRAMMER'S 25TH

Technical Director George Grammer wouldn't hold still for a formal picture on the occasion of his 25th anniversary with the Hq. staff, August 26th. But catching him in action in the lab is,

◆
WIDF
◆

October 1954

come to think of it, far more commemorative of G. G.'s service to the League and amateur radio these twenty-five years.


George had a spark station in Philadelphia in 1920, and an interest in the game dating back to 1914, obviously at a very tender age. In 1923 the rig became one of those spark-coil-c.w. outfits, and as 3A1H he worked six call districts. Inspired by this success, he put in a real tube outfit and worked the world. He gave up a transit company engineering post and came to Hq. in 1929 to handle the Technical Information Service. His first *QST* story, in December that year, described a single-control "t.n.t." one-tube transmitter which shortly became the standard beginner design for the *Handbook*. He soon became Assistant Technical Editor, and with Jim Lamb's departure, Technical Editor. The title of Technical Director was conferred in 1945 as more descriptive of his additional responsibilities in laboratory development programs, association with Government and industry technical committees, etc.

Over these past 25 years, the technical excellence of *QST*, the *Handbook* and other League publications, and the respect for authenticity given League views by Government and industry technical groups, is due in no small measure to Grammer's able handling of an exacting job.

"Gramp" is, incidentally, the sixth Hq. staffer to reach the 25-year mark.

FCC DENIES VOICE EXPANSION — OPENS 6-METER DUPLEX

In early September FCC issued a report and order in Docket 10927. As concerns the ARRL request, made in 1952, for A0 (duplex) operation in 51-54 Mc., the Commission is adopting its proposal and is amending our rules to provide for such operation effective October 15th. As concerns the League's request, also in 1952, for expansion of the 14- and 28-Mc. 'phone bands, the Commission has dismissed its proposal for such expansion, citing principally its belief that more experience is needed with how the 21-Mc. band is going to fit in our family of amateur bands before an adequate appraisal may be made of any revision of 'phone allocations.



QST - Volume I

(Foreword to an Index by Sumner B. Young, WØCO)

THE first volume of *QST* is the smallest. From a scientific viewpoint, the twelve issues composing it are unimportant; but they gave impetus to the growth of the League. In September, 1917, publication was suspended after No. 10 of Volume II had been issued. Following World War One, publication of the magazine was resumed in June of 1919. Thereafter, the enterprise produced most of the League's revenue. Without *QST*, I believe the League would have perished. And had there been no League to formulate and to implement policies for our common good, during certain critical times, I am of opinion that amateur radio would have disappeared from the American scene — perhaps as early as the fall of 1921, when the "hams" collided with the broadcast listeners "in a big way," and when other radio services had commenced their efforts to appropriate large slices of the radio spectrum, even down below 200 meters.

Page 2 of the December, 1915, issue bears the following announcement.

QST is published by and at the expense of Hiram Percy Maxim and Clarence D. Tuska.

Its object is to help maintain the organization of the American Radio Relay League and to keep the Amateur Wireless Operators of the country in constant touch with each other. . . .¹

The League did not own or publish *QST* until 1919; and the first issue displaying its name, as owner, was that of June, 1919. All of Volume I, and part of Volume II, were published under Tuska's supervision.

As I remember it, Maxim and Tuska distributed the first three issues of *QST* free to a large

¹ The need for embarking on some sort of enterprise which would bring in some cash is candidly explained at 7 to 8, December 1915. Sales of "List of Stations" books, message blanks, and "License Certificates" had been disappointing. The Officers of the League had been forced to "go down into their own pockets" to pay League expenses, and wanted to recoup.

² In January, 1916, Maxim and Tuska were soliciting subscriptions for the February, March, and April issues. See 2, 17, and 21, January 1916. The first published solicitation for full-year subscriptions is found at 18, February 1916.

³ See the "Monthly Statement" at 350, November 1916, where Tuska is described as the only person holding 1 per cent, or more, of the stock. Note, also, that Warner's editorial on page 9 of the December (1940) *QST* — the so-called "Silver Anniversary" number — states that Tuska went heavily into debt, in order to publish *QST* between April and September, 1917; and that this editorial also remarks that in 1919 ". . . Tuska wanted to get into manufacturing and the League wanted to own *QST*. With money borrowed from its members, the League acquired the magazine, [and] enabled Tuska to pay off his debts. . . ."

• Here, despite its involved form, is a saga of early amateur radio that we wager you won't be able to put down unfinished. Before starting this history be sure to read the editorial in this issue.

list of licensed amateurs; and I now have in my collection copies of the first two numbers, bearing on their front covers the words "Sample Copy." A red-ink rubber stamp was used. In any event, Mr. Tuska (see 22, December 1940) states that the first issue (December, 1915) "was sent to all the League members and to all the other amateurs listed in the government call book." The only subscriptions originally solicited were for the three issues of the magazine which followed that first number. (See 22, December 1940; and 2, December 1915.)³

The masthead of the October, 1916, issue indicates that there was also an intermediate owner-and-publisher status.

QST is published monthly by The *QST* Publishing Company, Incorporated at Hartford, Connecticut. . . .

This corporation was organized to "insulate" Maxim and Tuska from possible libel suits arising out of the publication of *QST*, as an editorial found on page 302 of that issue explains.

By November, 1916, however, Tuska had become owner of at least 99% of the stock of this new corporation, and was probably sole owner.³

Warner's description of the early days of *QST*, contained in his editorial at 9, December 1940, is well worth quoting:

. . . Our first editor and business manager, Tuska, was then a college day student in his late teens, *QST*'s office an attic room in his home, his office hours what he could spare from study. His fundamental management policy was to cast up a month's cash receipts, find out how many copies he needed to print, and ask the printer how many pages could be printed in that quantity for that money. Because *QST* really was "of, by and for the amateur" it grew quickly, soon was invaluable. It reached its pre-war peak in April of 1917, at that time sported both a part-time stenographer and a part-time advertising manager. Then came the war and, after a few issues devoted largely to recruiting, Tuska got out a final September issue and himself joined the Signal Corps, heavily in debt for those last few months of operation. . . .



For an entertaining and valuable review of each issue of the magazine contained in Volume I, I recommend "QST's Diary, Volume I," found at 22 to 24, December 1940. C. D. Tuska is the author.

Even as early as August, 1916, Mr. Maxim was of the opinion that the talents and facilities of the League were valuable in the field of national defense. His letter to Mr. Josephus Daniels, Secretary of the Navy, dated August 7, 1916, contains a significant description of the League, and of the communication system which it had developed:⁴

... Its membership consists of over six hundred amateur radio stations in thirty-eight states of the Union. Except for gaps in the southern tier of states, we are able to communicate to all important points at the present time.⁵

... In order to insure transmission along trunk line routes, the Bureau of Navigation have issued to certain stations indicated by this League, a Special

License to use a transmitting wave length of 425 meters. The regular amateur is limited to 200 meters. Several of the Special Licenses have already been issued where the geographical location suggests their value. During the next sixty days, we hope that several new Special Licenses will be issued to stations in the Middle and Far West, which will be of great assistance to us in reaching Pacific Coast points with certainty and despatch.

The American Radio Relay League consists of middle-aged men, young men, and boys.⁶ There are many men of wealth in the membership, and who make wireless telegraphy a form of recreation. Many of our stations have had no expense spared upon them, and are equipped better than most commercial stations. The management of the League is in the hands of businessmen. The writer is the founder and chairman.

Some of our stations have already been of public service in establishing communication when floods have prostrated the regular telegraph and telephone lines.⁷ ... Most of our membership is along the Atlantic and Pacific Coasts. ...⁸

⁴ 3 to 4, December 1915.

⁵ This statement should have been qualified, in my opinion. No part of the system was reliably in touch with all other parts of the whole; and no transcontinental relay message was successfully transmitted until January 27, 1917. See Volume II, at page 13 of the April, 1917, issue. The first two-way spanning of the Continent in one night occurred on February 6, 1917. See 17, April 1917.

⁶ Strangely enough, no *old* men are mentioned. I wonder if this apparent lack of "greybeards" had any influence on Maxim's choice of his pen name, "The Old Man"?

⁷ 4, December 1915. The Maxim letter gives no specific instances where services were rendered to the public in any emergency — floods or otherwise. This seems to be the first reference to such work ever published in QST.

Back in June, 1915, Charles E. Apgar, Westfield, New Jersey, had rendered a very outstanding service to our Government — but not in the field of emergency communication. At his amateur station he had made phonograph records of long-wave transmission from Sayville, L. I. (WSL); and these recordings, when analyzed carefully, had disclosed violations of the U. S. Neutrality Laws. Under the very noses of the official censors, that station had been transmitting code messages to POZ (Nauen, Germany).

Only a small part of the story appears anywhere in QST. See Volume II of QST, at 30, December 1916, and at 7 to 9, September 1917 (in "Something Rotten Somewhere").

As I recall it, the incident was given wide publicity in American newspapers when the information was released.

A good account of Apgar's exploit appears at pages 44 to 45 in the late Clinton B. De Soto's book, *Two Hundred Meters and Down*. Radio Inspector L. R. Krumm, of the Second District, who had visited 2MN (Apgar's station), told Chief W. J. Flynn of the U. S. Secret Service that Apgar might be of help.

Mr. De Soto, at page 45 of his book, says: "On July 8, 1915, the tale of Apgar's assistance to the government was released to the press. It was described as 'the most valuable service ever rendered by a radio operator to this country.'"

⁸ See 185, July 1916, as to the geographical distribution of amateur radio stations in the U. S. A., and for other interesting data. A table on that page furnishes information re the average power, per licensed station, in each of the 9 Districts, and the number of 1000-watt stations in each District. At 163, July 1916, Edgar Felix, who compiled this table, says: "... I feel sure it will be of interest to the

amateur world to note that the average power of licensed stations in America is only 259 watts. ... " (Note that *special* amateur stations are omitted from the list.)

The table itself shows that the Eighth District leads in the number of stations licensed (853) and in the number of one-kw. "rigs" (67). In second place, as to the number of licensed stations, is the Third District, with 728 — but it places only fifth in the number of one-kw. stations, with 23. In third place, as to total number of licensed amateur stations, is the Second District, with 602. Its "full-gallon" stations, however, number only 35 — placing the Second District fourth in that category. The Sixth District is listed in fourth place, in the number of licensed stations (570). Its one-kw. licensed stations (43) win it third place (among the 9 Districts) in that classification. The Seventh District comes next, in number of licensed stations (519). One-kilowatt "rigs" (in the Seventh District) number 23 — which is the same figure as that given for the Third District. This is good for a tie for fifth place, in the "high-power" category. The New England States, comprising the First District, place sixth in total licensed stations, with 472. First District 1-kw. "rigs" number only 17. Counting the Third and Seventh Districts as being tied at fifth place (in the "high-power" column of this table), this figure places the First District in sixth position, there. The geographically-huge Ninth District is in seventh place in the total number of licensed stations (464). Its "thousand-watters" reach a total of 50, however; and that figure is good for *second* place in that "select" column of the table. In the Fifth District, Mr. Felix lists only 75 licensed amateur stations — a big "drop-off" from the figures relating to the other districts which we have mentioned. Only 8 one-kw. stations are shown in this same district. Last in the total number of licensed stations, and also last in "1000-watters," comes the Fourth District. It has 73 licensed stations and only 2 1-kw. "rigs."

Mr. Felix gives the total number of licensed amateur radio stations in the United States as 4360; and the total licensed one-kw. amateur stations in the country as 268 (6.1% of the first figure). Unfortunately, he has not dated his table; and he has failed to identify his source-materials, except as the "U. S. list of amateur stations." My guess is the figures are of 1915 vintage.

As to "average watts per station," Mr. Felix gives the following data: the Ninth District rates first, with 432 watts; the Fifth District rates second, with 293 watts; the



Drawing on my own recollection of the type of communication which (in fact) could be carried on between amateur stations in 1915 and 1916, as observed from my first licensed amateur station (1CO, located at Dorchester, Massachusetts), and after rereading the reports on station activities published in Volume I of *QST*,⁹ I feel obliged to state that this ARRL network of amateur stations was a crude one, and that it was not really capable of producing much in the way of reliable or quick communication, either on a day-to-day basis or for limited emergency periods.

However, the men and boys who ran these amateur stations were gaining experience which was to be of considerable value to the nation during World War One; and, in later years, emergency communication in times of floods, tornadoes, ice storms (and the like) became of material importance.¹⁰

The Army and Navy executives probably were aware that the *amateur communication system itself* was of very little practical use to them; but I feel sure that they *did* have their eyes on *the amateurs themselves*. The Maxim letter drew from the Secretary of the Navy a polite reply¹¹; and a similar letter to the Secretary of War was answered (by the Acting Chief Signal Officer) in a courteous, but noncommittal, manner.¹²

It is a matter of common knowledge that when the United States entered World War One, in 1917, the "hams" joined the armed services in large numbers, and that they proved to be of considerable value in communication work. Volume II of *QST* contains part of this story,¹³ and other fragments of it appear in Volume III.¹⁴ However, there are many gaps, and the records published in *QST* are unsatisfactory.

Sixth District is third, with 287 watts; the First and Eighth Districts are tied for fourth place, with 271 watts apiece; the Second District is in fifth position, with 250 watts; the Fourth District occupies sixth place, with 205 watts; seventh place falls to the Third District, with 185 watts; and — last in the procession — comes the Seventh District, with only 160 watts.

⁹ See: 65 to 69, April 1916 ("Washington's Birthday Amateur Relay Message," by 9XE); 80 to 81, April 1916 "letter, re trunk lines, from M. B. West"; 95 to 96, May 1916 ("Monthly Report of Trunk Lines 'C' and 'D'", by A. A. Hobert, 2ZH); 97 to 98, May 1916 (report of R. H. G. Mathews, 8IK); 129 to 130, June 1916 ("Western Trunk Line Report," by R. H. G. Mathews); 166 to 167, July 1916 (Pacific Coast Trunk Line Manager's report. Note that a map of Relay Routes appears on page 167 of that July, 1916, issue); 169 to 170, July 1916 ("Some First Class Relay Work" and "A Few Suggestions," by S. Kruse); and 221, August 1916 ("A Trunk Line Criticism," by K. B. Warner. This letter, by the way, marks Warner's first appearance in *QST*. Mr. Tuska is in error when he says — at 24, December 1940 — that in the period May to September, 1917, "A ham named K. B. Warner crashes the pages of *QST* for the first time — he got two letters published." Warner had another letter published at 24 to 26, June 1917, and still another at 34, August 1917).

¹⁰ It must be admitted that the few instances of emergency work enumerated in the first five Volumes of *QST* are unimpressive. Before use of c.w. transmitters had become widespread, the proper "tools" were lacking.

Published accounts of so-called "emergency work," in the first five Volumes of the magazine, are as follows: *Volume II*: 51, March 1917 (local contact, between 1DX, Stamford, Connecticut, and two battleships lying in Stamford Harbor, when a portable Navy field station fails). *Volume III*: 25, December 1919 (see "Strays." Clifford J. Vick, Houston,

Turning to "outside" sources of information, as to the amateurs' contribution to the war effort, I find that according to Mr. DeSoto (pages 51 to 52 of *Two Hundred Meters and Down*) there were over 6000 amateurs in the United States when this country entered World War One. And (at page 52) he says:

... While the records have never been fully tabulated, it is generally believed that between 3500 and 4000 amateurs saw military service during the period of the war, probably more. . . .

The magazine soon demonstrated its appeal. The amateurs approved it. Through its pages they certainly began to become acquainted with each other. I know I used to read *QST* from cover to cover, and that I particularly enjoyed the letters from various "hams," the station descriptions, reports of DX work, and the brand of humor displayed.

Speaking of humor — it was in Volume I that "The Old Man" (who was Maxim, himself) published his first article. This was a "serious" work, entitled "Running Tests Between Amateur Stations,"¹⁵ His second story, called "Rotten Sending,"¹⁶ probably was not intended as a humorous affair; but it did possess a certain grimness of expression which was entertaining. The title contained the word "Rotten," and this soon became the "trade-mark" for The Old Man's series of "side-splitters" which were later published in this (and subsequent) Volumes. The third effort, "Rotten Luck,"¹⁷ was recognizable as a special type of amateur literature. The Editor affixed a headnote to it, which read:

The "Rotten Articles" by The Old Man are becoming a source of keen enjoyment every month.

Texas, gives the newspapers in that city "the first authentic news of the storm's location and the destruction taking place," when a tropical disturbance hits the lower Texas coast, in middle-September, 1919, "resulting in the destruction of Port Aransas and immense loss of life at Corpus Christi." How he got this information is not shown. *Volume IV*: 40, October 1920 (Moore, 1BBL, copies an SOS transmitted by the U.S. General Goethals concerning the S-5 disaster. He gives news of this to the A.P., which, in turn, informs the Philadelphia Navy Yard); 44 to 45, October 1920 (a Chicago ham — W. J. McGuffage — hears a message broadcast from a mail plane re delayed arrival and delivers it to P. O. authorities); 47, February 1921 (Cushing, 1BFB, Duxbury, Massachusetts, relays traffic from the U. S. minesweeper *Swan*, ashore near that place, during a bad gale. This was an outstanding job, by the way); 36, March 1921 (1NAQ and 1JQ report large fires in Springfield, Massachusetts, and in Tariffville, Connecticut, to the press); 53 to 54, July 1921 (1AW and 2EL handle some press items during an auroral disturbance). *Volume V*: 40, October 1921 (Colorado floods disrupt wire communications for three days. Amateurs try to help, but authorities forbid them to carry a portable radiophone into Pueblo); 23 to 24, November 1921 (flood, in New Mexico's Rincon Valley, wipes out the town of Hatch, and does other damage. Portable station 5FY is set up at Rincon, and handles messages re relief needs with 5ZJ, at Mesilla Park. He telephones them to Las Cruces. Wires soon restored); 35 to 36, March 1922 (SSP, SEF, and 8AFD send messages for a power company, during a sleet storm); 67, 75, April 1922 (a blizzard and ice storm in the Minneapolis-St. Paul, Minnesota, area. Lines are restored before improvised amateur relay routes handle any traffic. Amateurs copy NAA press items, and supply them to local newspaper); 19 to 20, June 1922 (ice storm in Fox River Valley, Wisconsin, 9ZL, at Noenah, works WMW, at Manitowoc, on 600 meters. Various ama-

Several of our readers have inquired as to who writes them. Frankly, we don't know, but we are sure they come from one of our League helpers. About the first of each month we discover one of these articles in our monstrous stack of mail — each time with a new postmark. We are afraid to search for the writer for fear we shall kill the goose who lays the golden eggs. This one's gold all the way thru. Don't fail to read it. What will "The Old Man" send us next time?

In "Rotten Luck" the author's thesis, to which I heartily subscribe, was this:

. . . There is something about radio work which attracts rotten luck. I have noticed it several times. Just at the time when you want things to be their best, is the time the worst luck steps in and makes them act their worst. . . .¹⁸

For a good chuckle I also recommend Lloyd Manuel's reminiscences of very early amateur radio times, entitled "Thoughts of the Good Old Palmy Days."¹⁹

The most "modern" station described in Volume I is not (strictly speaking) an amateur station. It is the "Modern Experimental Radio Telegraph and Telephone Station" of A. H. Grebe, a manufacturer of amateur radio apparatus, located at Richmond Hill, Long Island, N. Y. This "shack" was equipped with:

- (a) a 500-cycle quenched-gap spark transmitter;
- (b) a storage-battery-operated spark-coil set, for local work;
- (c) a small radiotelephone transmitter which generated a carrier wave by means of an arc which burned in alcohol vapor and was powered

by a 350-volt d.c. generator; and

(d) another small radiophone "rig," which produced a carrier by means of a large vacuum tube. This last set was supplied with plate power by a small 900-volt generator. Its filament supply was a 30-volt storage battery.²⁰

The only other "undamped" transmitter (used at an amateur or quasi-amateur station) which I have found described in Volume I²¹ is a perfectly ghastly affair. *Sixty-cycle a.c.* supplied power to a crude arc, inductively coupled to an antenna system. A carbon microphone, inserted in the ground lead, supplied a small degree of modulation.

Seefred brothers (6EA, Los Angeles, California), devisers of this set, published the following information:

. . . The diagram is self-explanatory with the exception of the gap which is made of two extremely hard carbons such as are found in dry cells. A close adjustment is necessary and it is left to the experimenter to develop this with the material on hand. The arc must be of purple blue color to get the best results. If the arc turns to a white glare, it shows the carbons are burning.

. . . The writers have experimented three years with this sixty-cycle phone and have talked twenty-two miles from Los Angeles to an amateur at Long Beach. They were also heard by another in Pomona, California, thirty miles distant.²²

In view of the absence of any evidence (in this first volume of *QST* tending to show a general trend toward the adoption of "undamped" methods of transmission by American amateurs, a

(Continued on page 130)

¹¹ 4, December 1915.

¹² 4 to 5, December 1915.

¹³ 25, May 1917 (R. H. G. Mathews is Naval Censor at Grand Haven and Benton Harbor, Michigan. 9ALM, 9OX, 9VY, 9GY, 9NN, and "more of our long-distance friends" are to serve as operators under him); 3 to 6, July 1917 ("Wanted: By Uncle Sam: 2,000 Amateur Wireless Operators"); 5, July 1917 ("Personal Mention of Members in Service"); 20, July 1917 (R. H. G. Mathews is a radio gunner in the USNRF. So are Mr. West of SAEZ, and Mr. Graf, of 9RP, who are also naval censors. A list of amateurs who have enrolled in the USNRF is also given); 21, July 1917 (Prof. A. Hoyt Taylor, 9XN, is a lieutenant in the USNRF); 21, July 1917 (Mrs. Candler, 8NH, of St. Mary's, Ohio, has enlisted in the Naval Reserve); 23, July 1917 ("In the Service"); 17 to 18, August 1917 ("In the Service," by Bill Woods, 9HS); 23 to 24, August 1917 (letter of James A. Crowds); 25 to 26, August 1917 (letter of Walter W. Maynes); 26, August 1917 (letter of Donald H. C. O'Neil); 25, September 1917 (H. R. Hall, 9CF, is in the USNRF at Duluth, Minnesota); 22 to 23, 25, June 1919 ("Personal Notes").

¹⁴ 14 to 15, August 1919 (amateurs are invited to submit names of hams who died in service during World War One); 29 to 30, November 1919 (war records of R. H. G. Mathews and Fred H. Schnell discussed); 30 to 31, 39, November 1919 ("U-Boat Radio," by J. A. Crowds); 46, December 1919 (partial list of names of amateurs who died in service); 20,

January 1920 (war record of Lieut. Edward A. Gisburne — winner of the Congressional Medal of Honor during the Mexican troubles in 1916 — mentioned); 43, May 1920 (re Lawrence B. Robinson, deceased); 21, July 1920 (big receiving loop built at Otter Cliffs, Maine, by Bill Woods).

¹⁵ 8 to 9, January 1916. The secret of Maxim's identity was well-kept. It was not disclosed, in *QST*, until after his death. See Volume XX, at 13, April 1936. Prior to that time, a few persons may have known who "T. O. M." was — but they didn't talk.

¹⁶ 93 to 99, May 1916.

¹⁷ 191, 233 to 234, August 1916. At 11, July 1920 (in Volume III), there is an announcement which declares: "Some day we are going to publish The Old Man's 'Rotten Radio Yarns' in book form. Certainly his inimitable stories have added much fun to Amateur Radio, and should be preserved. What do you think? — Editor" I have always been sorry that this book was never printed.

¹⁸ 191, August 1916.

¹⁹ 47 to 48, March 1916.

²⁰ 288 to 292, October 1916.

²¹ At 59, March 1916, it is announced that the Editor will shortly describe (in *QST*) a 60-cycle a.c.-powered radio telephone with which he has been experimenting. With a power of one-eighth kilowatt, the apparatus is said to have transmitted music over a distance of 25 miles. However, this promised article never did appear. At 322, October 1916, it is announced that League Hq. is going to try out a DeForest $\frac{1}{4}$ -kw. "Oscillon" tube transmitter, on a wave of about 600 meters, at station 1ZM; and it is said that this transmitter is rated according to power delivered to the antenna, and not as to primary input. I have found nothing in the first five volumes of *QST* to indicate how these tests with the "oscillon" "panned out," at 1ZM, if they were ever made.

²² 250, 278, September 1916.



Correspondence From Members-

The publishers of *QST* assume no responsibility for statements made herein by correspondents.

CODELESS LICENSE

134 Manor Lane
Ft. Thomas, Kentucky

Editor, *QST*:

After reading Mr. Frank W. Wenzler's letter in August issue *QST*, I decided to dig up a few reasons for him. I could think of no better place to turn for them than *QST* and so I have here several excerpts from an editorial in the August, 1948, *QST*. They come under the heading, "The Importance of C.W.":

"In the first place we have to put it down that there is something basic about c.w. telegraphy. Every amateur ought to be proficient in it. It isn't so much that telegraphing skill is what distinguishes us from most other radio services — although we do think it true that the country has the right to expect each one of us to possess that skill. A more important factor is that c.w. provides more reliable communication under difficulties and that, as purveyors of communication in times of urgency, we need to have it available and to be able to use it. But even that isn't the main point. The chief factor is that c.w. constitutes the most effective use of frequencies in an increasingly-congested spectrum and that we simply must count on the major portion of our activity in our lower bands continuing by that means. It is the only method by which we can hope to accommodate all the world's amateurs in our busier bands. We couldn't possibly find room for ourselves if we were all 'phone. Because of the channel-width required, 'phone congestion is so immense, so many layers deep, that it has been argued that if the entire expanse of these amateur bands was available to that mode the improvement wouldn't be noticeable. What 'phone needs is not half again or double its present space, but many times as much — which of course simply doesn't exist. . . . As long as our present circumstances endure, as long as our problem is to accommodate the largest possible number of stations in a limited band, 'phone operation can't be thought of as an inherent right. It has to be recognized that in actuality it is a special privilege, one that is feasible from the engineering standpoint only to the extent that it does not interfere with the rights of others to enjoy also a place in the spectrum, or to the extent that it provides occupancy of frequencies that otherwise might not be used effectively.

"Another thing that deserves to be said is that the exclusive practice of telephony does not make a well-rounded amateur nor one fully capable of discharging his obligation to society and the country. An amateur who has never attained code proficiency has missed something basic, is only half an amateur. When a man has served his code apprenticeship and earned his chevrons, and knows what the game is all about, he has the right to make an election and to work mostly, or even all the time, on 'phone if he so chooses — but he should first have acquired a foundation in what is inescapably the basic form of amateur communication. . . ."

— Jim Hanlon, W4VIV

P. O. Box 1328
Anchorage, Alaska

Editor, *QST*:

I want to be put on record as definitely favoring the abolishment of any code examination for amateur radio, and a much stiffer technical exam. We are no longer in the spark days, fellows; this is the era of advanced techniques: s.s.b., TVI suppression, f.s.k. teletype, and pulse. We must keep up with the times. The Technician Class exam was a step forward but it didn't go far enough.

Let's get with it, boys, let's bring our exams up to date as has been done with the commercial exams the FCC is now giving. Perhaps a workable system would be a General

Class exam equivalent to 2nd Class commercial 'phone exam, the Advanced Class (if needed) could be on a par with 1st Class commercial 'phone or the Extra Class theory exam. In any case there should be no restrictions of bands. A c.w. endorsement could make the ticket valid for those interested in that field. The FCC, already overloaded with work, could be spared much if credit were given to commercial licensees. Since they have demonstrated their technical ability, an element covering amateur law should suffice.

These are my thoughts in the matter; let's put this to our membership (including Associate members) and then petition FCC to make revisions consistent with the times.

— Kenneth D. Hopper, W3ZML/KL7

518 W. 147th St.
Gardena, Calif.

Editor, *QST*:

I take issue with the letter from Mr. Wenzler and other similar tirades against c.w. being a part of the FCC amateur exams. In the first place, I agree that it would be very convenient if we could eliminate from any examination the part we thought we could not learn, or the part we thought we would never use. Eliminate any questions about city driving on your driving exam because you intend to drive in the country, or being more realistic, eliminate any question pertaining to xtal oscillators because we prefer a VFO? Yes, indeed, if throughout our lifetime we could have ordered any examination we took and had only to pass just the parts we wanted to, life up until now could have been pretty much of a snap.

— Richard Gorom, W6NRR

5514 N. Orangecrest
Azusa, California

Editor, *QST*:

My wife and I agree with Mr. Wenzler. My wife thinks his main idea should be carried a little further. My wife is a good driver, but she is absolutely not interested in learning what all those arm signals and traffic signs mean, so why not a driver's license for people who aren't interested in them?

I'm coming to the conclusion that there is no reason why I should send my 5-year-old son to school. After all, he can talk quite well and he just doesn't want to learn all those hard ABCs.

— Robert G. Parks, K6AEC

123 Jahmke St.
Gonzales, Tex.

Editor, *QST*:

Mr. Wenzler, I'm sure you will agree that the government does not owe a person a living . . . by the same token, the FCC does not owe a person an amateur ticket. From one who used to feel very much as you do now, there is a great feeling of accomplishment when you have that ticket in your hand. At any rate whether you prefer 'phone or c.w., unless you operate both, you are missing a lot.

— S/Sgt. Ruel P. Edrington, W6PNM

4978 Keppler Rd.
Camp Springs, Md.

Editor, *QST*:

The beauty of the present arrangement is that the acquisition of an amateur operator's license requires an honest effort on the part of the prospective ham. Were it not for the c.w. requirement, the ether would be flooded with erratic electromagnetic nonsense. No one is denied the pleasure of amateur radio because of the code requirement anymore than a college student is denied a degree in engineering be-

cause he fails to fully appreciate English literature. After all, oysters might not be everybody's favorite, but leave us not deny their nutritional value.

— Paul E. Schmid, jr., W3OHC

320 Ashby St.
Alexandria, Va.

Editor, QST:

Ever since I can remember, amateur radio has been a vaunted aid to those in distress and emergency situations. In fact it has become famous for its good works in this respect.

Would anyone really desire, including Mr. Wenzler, that Joe Doaks be caught in a less-than-hopeful situation beating out his feeble message using loose wires as a key and with the knowledge that perhaps the only ham hearing his signals may not have been required to know International Morse to get on the air? I think not.

— Charles E. Hedrick, W4WO

1551 Lalor St.
Trenton 10, N. J.

Editor, QST:

The major reason why amateur radio exists today is because we form a skilled communications reserve for use in time of emergency. When disaster strikes, a c.w. transmitter can be thrown together more easily and quickly than even the simplest 'phone rig. It also takes a lot less power to run it. C.w. will get out under conditions that would be impossible for 'phone. Now if we had a lot of amateurs whose c.w. knowledge was nil, they wouldn't be very valuable in an emergency. Since it only takes a few members to ruin an entire group, this would give certain powers-that-be a good excuse to legislate hams out of existence and give the ham bands to the commercials.

— Charles T. Tart, K2CFP

Box 170, R.D. #2
Bernville, Penna.

Editor, QST:

Mr. Wenzler decries the chirps, thumps and clicks on the c.w. bands. However, he has such a distaste for c.w. that must conclude that he rarely listens to the stuff and can't tune it properly when he does. So how would he know a chirp, clunk, or click when he heard one?

He says the "real amateur" gets into every phase of ham radio. If he wants to become a "real amateur" he'll have to include c.w.

The payoff is his assumption that the 'phone operator is some infallible and angelic genius, whose technique is the delight of Dr. Lee DeForest, while the c.w. man is a slinking villain, whose sole infamous purpose is to annoy TV viewers and BCLs with his nefarious antics.

— Arthur Gantert, W3OLG

4817 N. Albany Ave.
Chicago 25, Ill.

Editor, QST:

Sure, it takes time to get the code speed up where it belongs. I ought to know. I had to try five times before I got my General Class ticket, but believe me, when I finally opened the envelope and saw the ticket, I sure felt good about it.

— Marshall E. Freedman, W9RLX

[EDITOR'S NOTE: We regret space does not permit excerpts of letters from the following, who also wrote in opposition to the codeless license: W1s JNO, RCA, YKA; W2RME; W3s QV, UXO, YDF; W3s WYK, ZLD; W4s EJW, IKK; YOT, YYC; W5s MSH, RKZ, TLQ; W6s DTY, LXY; KN6ELT; W7s WKG, THY; W8s KXL, NSA, SED; W9s FDY, LQE, LQI, ZNA; W9s IA, PFD, CMU; KL7BBV.]

TV SET RADIATION

11505 Lake Shore Blvd.
Bramenahl, Ohio

Editor, QST:

Many thanks to the guy [W6KJN, "On the TVI Front," Sept. QST] who finally found the answer to my toughest problem in ham radio—the guy who finally showed me how to stop TV from putting out signals (ITV) in the amateur bands.

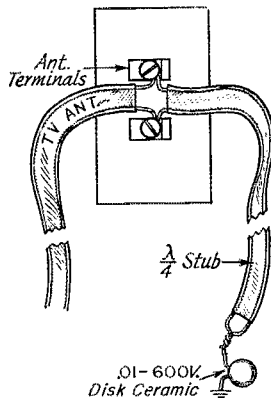
I do a lot of 160-meter work and always have had a good time on that band until the family turned on the one-eyed monster to watch their favorite program. When I'd work someone, unless his signal was S8 it would be knocked out by the television set's spurious radiation. I tried everything—every kind of television antenna. This didn't work either. It finally got to the point where the family and I had to take turns.

My problem is solved now because of the article in September QST. I now very faintly hear the signals the television set puts out on 160. On the other bands, I can't even hear the slightest signal from the television set.

Many thanks because the family is now enjoying television while I enjoy ham radio at the same time.

— J. Mihalko, W8MJF

[EDITOR'S NOTE — W1ZEO has called our attention to the fact that a trap used as shown in September QST may represent a shock hazard if the TV set is one of the transformerless type now being marketed by most manufacturers. Many of these models have one side of the 115-volt a.c. line connected directly to chassis, so there is an even chance that the chassis will be "hot" with the line voltage since the line plugs are not polarized. Thus the antenna terminals, transmission line, and antenna system may be 115 volts above ground if the trap forms a direct connection between antenna terminals and chassis.



To avoid this the trap should be used with a blocking condenser as shown in the accompanying diagram. The ground symbol indicates the chassis connection recommended by W6KJN. Wrap some tape around the joint between the trap and blocking condenser to prevent an accidental short, and pull the line plug out of the wall socket before touching the chassis.

Incidentally, W1ZEO is the author of an article on cutting down TV receiver radiation which appeared in Sept., 1954, *Radio & Television News*.]

Silent Keys

It is with deep regret that we record the passing of these amateurs:

W1WTD, Richard A. Watson, South Brewer, Me.
W2VTP, Harry A. Patrick, Saddle River, N. J.
ex-W3ADD, Dr. A. D. Dudley, Norfolk, Va.
W3GH, George W. VanKirk, Forty Fort, Penna.
W4JQV, Roy S. Quinn, Henderson, Ky.
W4NG, Edward J. Day, Warrenton, Va.
W5AIZ, Mike G. Seiders, Austin, Texas
W5BHY, Ralph S. Levy, Houston, Texas
W6DCL, Edwin H. Cunha, Salinas, Calif.
W6KWD, Oren E. Sanders, Spring Valley, Calif.
W6VWP, Thomas J. Parker, San Diego, Calif.
W8ZJ, Don R. Lewis, Inglewood, Calif.
W7UYB, Philip A. Pickens, Phoenix, Ariz.
W7WBI, Hal M. Halverson, Grants Pass, Ore.
ex-W8DPO, Ross Arrick, Wheeling, W. Va.
W8JCY, Morris White, Detroit, Mich.
W8KQC, Frederic J. Stevens, Grosse Pointe, Mich.
W9RUN, Paul G. Cluver, Watseka, Ill.
W9UMH, Edwin Junkert, Fargo, N. Dak.
KP4DZ, Clarence R. Landress, San Juan, P. R.
KP4RJ, Francis McN. McCown, Santurce, P. R.
PY7WS, Antonio Batista Vieira, Fortaleza, Ceara, Brazil



Final Returns, 20th ARRL International DX Competition

Over 150 Countries Take Part; Certificates Go to 305 Participants

BY PHIL SIMMONS,* W1ZDF

OLD SOL is responsible for more than night and day, sunburns, and the carbon-nitrogen cycle. The quantity and position of his spots also play a major part in determining how successful a DXer will be in his pursuits. For some time now DXers — indeed, all communicators — have been accorded unspeakably harsh treatment by this rosy-visaged ball of fire.

Remember when you used to fill your European quotas on 10 meters? It isn't so long ago as might be believed, as all ARRL DX Tests from 1947 through 1950 were marked by such doings. Then in '51 the bottom fell out. This was apparent not only from the wailings of participants re reduced scores but also from the number who submitted logs — about half of the 1950 amount. The low-power man, who could compete with the best of them on 10, was especially hard hit. This unsavory state of affairs remained in force through '52 and '53 and, to a lesser degree, in the DX Test of last February and March.

Certain signs portend better days at hand. Over 150 countries were active, a high for recent years. Daytimes, we're told, some were hard put to choose between 15- and 20-meter operation — the scarce stuff was *that* plentiful — and on occasion there was the same crucial decision betwixt 3.5 and 7 Mc. in darkness hours. While the North

America-to-Europe path on 28 Mc. just *wasn't*, a smattering of work on that band *was* reported. The number of logs, an index strongly prognostic in the past, leaped 23 per cent in '54, the first significant increase since the postwar bust. Scores, 'phone and c.w., are zooming upward. ARRL will issue 305 Certificates of Performance — 48 more than last year — in these categories: 155 to c.w. and 118 to 'phone leaders in their countries and sections, and 32 to club winners.

So let's not despair! It's been rough sledding but it looks as though we've made it through the lean years of the sunspot minimum. From now on things are looking up!

C. W. Highlights


Atop the W/VE heap in the code fracas we find a new ace, Al Gennaro. Al, W3NOH, plodded away at the W3CTJ station to score a whopping 452,394 points — 613 contacts and a 246 multiplier doing the trick. For 86 hours he darted into those fierce pile-ups and — it goes without saying! — emerged victoriously more often than not, getting 115 countries altogether and 102 on 14 Mc. alone. The well-executed *coup d'etat* came about through astute planning by Al and Maury, W3CTJ himself, as both fellows pooled their equipment but not their operating talents. Three rigs were brought into play: (1) the usual W3CTJ transmitter, a 310-B driving p.p. 4-400As at one kw.; (2) Al's home station, imported for the occasion, an HT18-813-304TL at one kw.; (3) a 50-watt 807 job, this to scoop up stray 160-meter multipliers. Antennas: 160-meter dipole, ground-planes for 40 and 80, 3-element beams for 15 and 20. The reception duties were capably performed by an HRO-50, 75A-2 and RME-99.

«

Chad Knowlton, owner-operator of W1ATE.

«

QST for





The hue and cry in DX circles might well be: "Alas and lackaday, why don't I live in Philly!" For archprotagonist W3BES made his customary strong bid with 431,244 points, by virtue of 594 contacts and a multiplier of 242. Jerry's 90-hour keying stint rewarded him with QSOs in 112 different countries and easily merited second position. The transmitter used p.p. 4-250As, an NC-183-DT received, and antennas included 10-, 15-, 20-meter rotaries, a 7-Mc. ground-plane and a 3.5-Mc. doublet.

Next was wily contest enthusiast W4KFC who sent 516 serial numbers and multiplied by 243 to collect 375,921 points. Vic's big sig emanated from p.p. 4-250As at one gallon and a BC-348 plus converter did the inhaling. Attached to that gear were such skywires as a 3.5-Mc. dipole, a 7-Mc. ground-plane, 2-element rotaries for 14 and 21 Mc., and a 20-meter beam fixed at Europe.

Other lofty single-operator totals: K2EDL 346,764, W2WZ 305,916, W4CEN 296,340, W8FGX 244,338, W6GAL/7 235,875, W3JTC 235,584, W3BVN 231,066, W4HQN 209,760, W3ALB 207,888, W3GRF 206,124, W1TYQ 205,946, W1NMP 204,450, W2JT 200,025, W3GHS 183,483, W3HEC 178,190, W4KRR/4 178,002, W9IOP 172,044, W2AGW 170,786, W3VKD 164,010, W9LNM 159,750, VE3ZW 153,546, W9VUL 152,160, W8ACE 149,745, W4ECI 148,716, W6FSJ 148,296, W6RW 148,257, W6TZD 144,207, W2GGL 128,652, W0DAE 126,582, W4DQH 124,124, W9FJB 123,432, W6DZZ 123,414, W3KT 121,410, W3EQA 120,393, W3KDP 117,384, W9HUZ 115,092, W1BOD 112,185, W6WB 111,612, W3JTK 110,592, W1AZY 105,984, VE4RO 105,774, W9GRV 104,490.

The following were topflight multi-operator scorers: W2SAI 357,280, W3EIV/3 294,903, W6TT 257,826, W6AM 241,829, W3GHM 214,578, W9AVJ 211,914, W6EEK 176,490, W6YRA 164,934, W6LDD 142,128. See tabulations for calls of contributing operators.

One might as well expect to hear 160 meters saturated with Asians as to have our DX Test occur without the precision fist of KV4AA much in evidence. And sure enough, Dick plowed all spectrum portions to accumulate the sole score

above the half-million mark, a rousing 532,080-pointer. We'd hate to have his QSL problem, what with 2221 successfully consummated W/VE exchanges and an 80 multiplier. The r.f. generators included p.p. 4D22s at 200 watts for 1.8 Mc., and p.p. 4-125As for service elsewhere. Dick listened on a 75A-3.

A contact total of 1903 and multiplier of 84 netted KH6IJ 479,556 points and credit for the second-highest overseas tally. Utilizing a host of rhombics and 4-element rotaries directed at North America, Katashi proved again that he is to be reckoned with in any operating activity. He was not without local competition, though; KH6MG checked in with 1879 stations worked and a 76 multiplier for 428,108 points all told.

Other outstanding foreign scores: VP7NM 273,137, KH6PM 221,697, LU3EX 183,570, VP9BF 183,330, TI2TG 182,784, VP3YG 179,630, XE2OK 164,580, KZ5CI 161,880, KH6AYG 145,636, LUSAE 136,743, ZL1BY 133,680, HK4DP 118,088, KG4AT 106,218, XE1SA 103,974, KH6ANK 102,237, VK2GW 101,660, KP4KD 100,998, EL2X 100,980, PY1ADA 98,650, PY1TD 92,976, KL7AWB 92,790, ZL2GS 88,752, ZL1MQ 75,405.


The fact that openings to W/VE were extremely scarce on any band failed to discourage the following top-scoring Asiatics: JA3AF 29,062, JA3AB 22,500, TA3AA 18,900, KA8SC 14,976, KR6AA 14,364, JA1CR 14,256, OD5AX 10,820. Pacesetters in Africa were EL2X 100,980, CR6AI 67,464, KT1UX 54,648, EA8BF 51,060, OQ5GU 40,698, ZS6FN 32,256, EA9AP 31,031, FA9RZ 29,601. Cramped by the dearth of QSOs on 10, 11 and 15 meters, multipliers of European entrants were down, but these continental highs were recorded: F7SHP (multi-op.) 69,432, EA4CH 61,344, OK1MB 61,295, G5RI 60,840, EA1AB 56,736, PA0EP 45,030, G4CP 39,153.

»

Al Gennaro, W3NOH, operator at W3CTJ.

»

October 1954





'Phone Highlights

Chad Knowlton, W1ATE — a man who needs no introduction to the contest habitué — stepped 'way ahead of the field among W/VE exponents of the spoken word, chalked up 539 contacts in 185 band-countries for 299,145 points. Active 94 hours, he took time off only to climb a tower and "unstuck" a frozen beam rotator after an ice storm. Chad's corking performance has been topped only once previously — by W2SAI's 313,200 points back in good old '49. The lash-up at W1ATE included p.p. 250THs at a kw., a Viking for 160, and two Collins receivers. Chad describes his antenna system in these words: "For 160: a 750-foot long-wire. For 75: a switchable 3-element wire vertical consisting of 2 folded dipoles and 2 reflectors common to either dipole; by energizing either dipole the directivity can be reversed. For 40: a 2-element rotary 112 feet high. For 20: a 3-element wide-spaced rotary and a 6-element Sterba curtain directed east and west. For 15: a 3-element wide-spaced rotary 110 feet up. For 10/11: a 3-element rotary." Any questions as to why W1ATE gets out?

George Sinclair, W6GAL/7, a believer in fast band-hopping, finds himself the recipient of two certificates, one for leading the Southern California DX Club c.w. ops and another for Arizona. George was high for the W7 licensing area and twelfth nationally.

«

Next in the tonsil tussle was the multiple-operator score of W2SKE/2: 264,775 points, 175 multiplier, 513 stations worked. W2SKE and W2HJR kept at the mike for the full 96 hours, counted on their combined skill, a KW-1, and lots of rotaries and Vee beams to do the job.

Jerry, W3BES, who handles a mike just as well as a key, heard 456 stations reply and had a 148 multiplier for 202,168 points — only remaining 'phone score over 200 grand.

These also exercised modulators and vocal cords to good avail: W4KWY 153,990, W2WZ 135,399, W6YY 124,830, W3VKD 112,176, W4DQH 105,480, W9JIP 85,215, W3GHS 80,444, W8NXF 77,168, W9VUL 75,537, W6PWR 64,326, W4OM 62,208, W9EWC 61,166, W1JEL 55,860, W4NBV 49,728, W8VDJ 46,920, VE4RO 43,945, W8LKH 41,310, W1ZD 34,861, W3EQA 32,956, W5KBP 31,302. And let's not forget these fine multi-operator totals: W2SAI 126,720, W4HQN 122,400, W6YRA 107,415, W9AVJ 96,291, W3CUB 74,340, W8NGO 67,098, W3IMV 50,235, W3JNQ 35,550.

Here's one for the books! Our three leading overseas 'phones dwell in the land of the pineapple and the lei. KH6LJ's 1006 W/VE contacts, 58 multiplier, and 175,044 points paced the group, with KH6MG's 143,134-pointer close behind. Seven participants at KH6AWM grabbed show position with their multiple-operator score of 142,782 markers.

Other big A3 totals besides the above: HP3FL 100,296, KL7AON 70,431, KP4YC 63,916, PJ2AF 41,344, LU1EQ 40,618, KH6AYG 33,984, KH6PM 33,480, VP3YG 33,090, ZS6DW 31,980, HH3RC 22,638, YN4CB 22,437, KG4AT 22,152, XE1OE 18,678, G2PU 17,733, CS3AC 16,560,

CLUB SCORES

Club	Score	C.W. Winner	'Phone Winner
Frankford Radio Club	3,133,031	W3CTJ	W3BES
Potomac Valley Radio Club	2,370,687	W4KFC	W3GRF
Southern California DX Club	2,233,459	W6GAL/7	W6YY
Northern California DX Club	1,422,285	W6DZZ	W6PWR
Maul Amateur Radio Club	929,601	KH6MG	KH6MG
Ohio Valley Amateur Radio Assn.	676,893	W8FGX	W8BTI
The DX Club	456,803	W3GHS	
North Suburban Radio Club	348,217	W9RJB	W9GRV
Northwest Amateur Radio Club	347,892	W9NLI	
El-Ray Amateur Radio Club	222,354	W1BOD	
Connecticut Wireless Assn.	198,427	W1TX	
Rochester DX Assn.	162,324	W28AW	W2MA
Levittown Amateur Radio Club	106,068	W2RDK	
Tri-County Radio Assn.	97,053	W2JME	
Central Connecticut Contest Club	91,989	W1ZDF	
Morris Radio Club	81,312	W2YTH	
Milwaukee Radio Amateurs' Club	74,930	W9GIL	W9GIL
Westpark Radiops	68,576	W8HFE	W8AJW
Ridgewood Amateur Radio Club	65,460		
Tri-City Amateur Radio Club	63,417		
Pottstown Amateur Radio Assn.	51,054		
South Jersey Radio Assn.	17,980	W28DB	
Canton Amateur Radio Club	7000	W8PEN	
St. Louis University Amateur Radio Club	6588	W9OAW	
Browning School Amateur Radio Club	1773		W9MGT

Los Angeles 'phone winner John Knight, jr., W6YY, finished up with a fancy 124,830 points to rank first on the West Coast, sixth in the U. S. A.



CO2BM 16,458, DL4TA 14,516, XE2W 12,640, KH6AXH 12,540, XE1QB 12,462, CR6BX 12,098, PY4KL 10,773, EA4DR 10,440, E19A 9378, VP1GG 9062, XE1TR 8717, PY6BN 8520, PY1AQT 8424, ZL1MQ 8225, EI5I 7875, PY3AGP 7860, LU8DB 7500, ZB2A 7456, DL4XO 7218, I1CQD 7106, CO2GO 6817, EA4DL 6783, CT1SQ 6575, F7CZ 6454, KP4KD 6048, KL7AWB 6000, HR1FM 5940, TA3AA 5424, OQØDZ 5040, PJ2AB 5040.

Club Scores

Bettering the 1953 combined score of its members by a million points, the Frankford Radio Club boosted its aggregate total to 3,133,031 and will shortly receive the handsome gavel that goes to the leading club. This makes it four DX Tests in a row for FRC! Thirty-two certificate winners in the 25 competing clubs are listed in the accompanying box of aggregate scores.

Sidelights

Regardless of your *modus operandi*, chances are you did your best work on 14 Mc. W3CTJ's chubby code log shows these 102 countries worked there: CE CNS CO CR5 (Port. Guinea) CR6 CR7 CT1 CX DL DU EA EA6 EA8 EA9 (Sp. Morocco and Rio de Oro) EAØ EI EL ET2 F FA FF8 FM7 FFS FQ8 G GC GD GI GM GW HA HB HC HH HK HP HR HZ I1 (Italy and Trieste) IS1 JA KG4 KH6 KL7 KP4 KR6 KT1 KV4 KX6 KZ5 LA LB (Jan Mayen) LU (Argentina and South Orkney) LZ OA OD5 OH OK ON4 OQ OZ PAØ PJ2 PY SM SU SV (Greece) TA TF TG TI VP2 (Leeward) VP3 VP4 VP5 (Cayman) VP6 VP7 VP9 VQ2 VQ3 VQ4 VS9 (Aden) XE YI YO YU YV ZB1 ZB2 ZC4 ZD4 ZE ZP ZS ZS3 ZS7 4X4 5A and 9S4. Switching to 'phone, we find W1ATE with 84 countries on 20: CE CNS CO CP CS3 CT1 CT3 CX EA EA8 EA9 (Sp. Morocco and Rio de Oro) EI EL F FA FF8 G GC GD GI GM GW HB HC HH HI HK HP HR HZ I1 (Italy and Trieste) IS1 KA KG4 KH6 KL7 KP4 KR6 KT1 KV4 KZ5 LU LX OA OE13 OH OK ON4 OQ OZ PAØ PJ2 PY SM ST TA VK VP1 VP2 (Leeward and Windward) VP3 VP4 VP5 (Jamaica) VP6 VP9 VQ2 VQ3 VQ4 VQ5 XE YN YV ZB2 ZE ZL ZP ZS 4X4 5A 9S4. . . . East Bay 'phone leader W6PWR says the only thing that keeps him in California is the weather — this after hearing "all that juicy stuff" coming back to a certain WI. Among his 302 QSOs, though, he lists FO8AD, KAØJ, KC6AG, 3 VS2s and oodles more in Oceania and Asia. . . . The A1 contingent in W6-land also tied onto prefixes easterners didn't whiff. The W6TT group, for example, landed UAØKFA, VK1AC, VK9YY, YR3D, VS1FE, 3 VS6s and ZK1BC, to mention a few. . . . Lowest-powered station worked at VP6AF was 95-watt W5DQV and a new state. . . . If you're on the DXCC Honor Roll or approaching same, this paragraph is not for you. You already know what follows or you wouldn't be where you are. These hints ofttimes explain reasons for



Asia leader Ichiro Sakurai, JA3AF, ran one kw. on 7-14-21-28 Mc. and 700 watts on 3.5 Mc. to a long wire and a zepp to take c.w. honors for Japan.

October 1954



changed scores. Check your log after perusing; mayhap you unwittingly worked a new country. (1) VP5BH was Cayman; other VP5s reported active were Jamaicans. (2) All LU calls with the letter "Z" after the digit are separate from Argentina. LU6ZE and LU7ZE count as Antarctica, LU7ZM as South Orkneys. (3) All VKs were in Australia with the following exceptions: VK1AC was Macquarie Island; VK9RH, Norfolk Island; VK9YY New Guinea. (4) IT1 calls are same as Italy. Its BNU YAK and YCV, however, are in Trieste. Similarly, Sicilian IS1AHK is a bona fide country multiplier. (5) The Leewards were represented by VP2s AD KB MD, the Windwards by VP2s DL DN GX SE SH. (6) Maritime-mobiles cannot be counted either as contacts or multipliers. (7) All OQs go for Belgian Congo. (8) VP8s AK and AW are South Shetlands. . . . From the June issue of the Egyptian Radio Club's *Podunk News*: "PERSONAL — Daddy, the DX Contest is over and all is forgiven. Please come out of the basement — *Mother and the Children*." . . . DXers on the move: W6IBD, L. A. multi-op winner in '53, showed up as K2EDL with the country's fifth-ranking c.w. score (did Frankford Radio Club meet him at the plane?). Last year's world-high scorer KG4AF, now W4BQY, has to compete with the likes of W4HQN, W4KFC, W4KWY, etc., for section honors — what a place to settle down! PVRC mainstay W3MSK operated KX6BU at Kwajalein to give code men the Marshalls on 3.5-7-14 Mc. Both ST2AR and ZB3JP pounded brass merrily the first week end, but had returned to the U.K. by the time the second one rolled around. . . . KL7BAK got his license on March 25th, just in time for c.w. Section 2, regrets he missed February. . . . The number of disqualifications reached the lowest point ever. The following are deemed ineligible for contest listings or



awards because of off-frequency operation as confirmed by a single FCC citation or two ARRL Official Observer measurements: C.W. — KH6AGX/KG6. 'Phone — W3GHM. . . . Check-logs were submitted by these noncompeting amateurs: C.W. — W1s BB CPS DHO, W2s FMP ICO NOY, K2s CIU EVH, W3s AYS HDV VD VK, W4s GQL LXY NMK/4, W5s AD DML RX, W6s AAE EFR OAW PQL WNX WPI, W7EYR, W8s ANO MFI WWU, W9s MDG VKC, VE3s AXL XY, VE7AKH, HB9J, KB6BA, KP4UE, SM5BBX, VK3ZR, VK4LZ, ZL2LB. 'Phone — W1s APA NWO, W2s EB FMT, W3AEV, W4s GIO VMT, W5s LWG NNF, W6s FJZ ZOL, W7s BBK EYR, W8PCS, VF5VZ, F9ZO, KL7RD, SM5s ARL BBX, ZL1HY. . . . *Muchas gracias por todo* to URE's EA4CX for gathering and forwarding reports from numerous EAs, and to EA4DO for circulating his Spanish language propagation forecast covering the contest periods. Thanks, too, to DL9PJ for his pamphlet summarizing the rules in German. . . . Most popular final amp overseas is still the 807. With just 10 watts to theirs, JA6AA made 91 and VP6AF, 140 W/VF QSOs. Other users, all running between 20 and 50 watts to the ubiquitous valve: EA8BF, EA8BK, F8TQ, FK8AO, HB9MU, KP4RK, LA7FD, OH3QB, PA0XD, PJ2CE, ST2AR, VP3YG, VP4LW, XE1OE, ZE2JS, ZE3JJ, ZE5JA. And there were scads more. . . . Reports on additional low-power entries indicate FP8AP and HZ1HZ at 25, JZ0KF at 30, and LA6U at 35 watts input. . . . The W6AM combo swapped six-figure serial numbers with KH6J and KH6MG on seven bands, also delighted ZL1MQ by providing his first 160-meter U.S.A. contact. . . . W4ZZ lays claim to the oldest rig in the contest: p.p. UX-210s, built in the thirties. . . . Some of the hallowed few who pushed through to us on 28 Mc., despite the uncooperative ether: C.W. — HK4DP, KH6s AYG LJ MG PM, KP4KD, KV4AA, KZ5CI, LU8s 1EP 3EX 8AE, VP7NM, XEs 1SA 2OK, YN1AA, ZL1BY. 'Phone — HP3FL, HR1AA, KZ5BD, LU8s 1DEB 8DB, XE1QB. Prefixes such as CX, HC and PJ were also in there for a spell. To work the U. S. A. on 10 a station obviously had to be south,



Nineteen hours' worth of patient chipping at the pile-ups brought Señor Adolfo Perez Real, EA9AF, 31,031 points and the eternal good will of W/VE brass-pounders needing Spanish Morocco. Adolfo is always good for a QSL, too!

and the farther the better. . . . W1CTW wishes 15 meters would stay as peppy as it was in March. . . . A 14-Mc. A3 QSO with XZ2KN understandably rated four exclamation points on a W2SKE/2 log sheet. . . . P11LS, allegedly (1) Azores, (2) Netherlands West Indies, (3) Netherlands, and (4) "You tell me," was actually the Dutch vessel *Cirrus*. Position was 45° N., 16° W., which plots slightly west of the Bay of Biscay. . . . Sorting the boys from the 7-Mc. QRM was a chore, avers brasspounder ZL3OP but, with schemes afoot for doubling his score, he already has his request in for '55 contest forms. . . . DU7SV has QSLd all stations worked (both modes) with QTHs in the

1952 Winter Call Book. Try again if you weren't listed in that issue. . . . VS6CC's log displays 98 U.S.A. c.w. contacts — 97 W6s and W7s and W3CRA. Frank, ex-W3CRA and holder of the very first DXCC award issued, apparently pipes a rock-crushing signal into the Far East. . . . W6LWY had a hard time figuring out GCT. It may have been our fault as some date errors sneaked into the contest announcement. Sorry. . . . KL7AON calls attention to peculiar conditions the second Saturday when he talked to VF6YZ and VE8GY on 40-20-15-11-10 in less than an hour. . . . Typical multipliers of stations outside W/VE: from 15 to 17 out of a possible 19. Most missed were VE8 and VO, with VE5 and VE6 next toughest. . . . W0YCR gave our newest band a whirl and is now a 21-Mc. convert. . . . These incorrect calls, the result of "code copy errors," were spotted in W logs: A18FBH, DZ5BC, EI1BNU, FQ8IF, KP4TAD, LU6BE, VP2OI. How many can you decipher? . . . W2SAW says the bands were hot, believes the sunspot theory should be relegated to the ash heap. . . . In the "Don't we all?" department, W6HPB deplors these practices by c.w. entrants: (1) "CQ DX" by the U. S. "dah-dah-dah" group, (2) long calls on the frequency of DX, (3) use of rigs that must be completely retuned when the frequency is shifted 10 kc. or more. . . . Trials and tribulations: at W6NZW the transmitter conked out the first week end, his receiver the second. . . . W4HQX would like to see an "age" multiplier of 1.5 for ops over fifty. . . . W6BAX's weeds got three feet high during February and March. . . . Apologizing for his "not very imposing" score, W9TKX explains "the instruments I use are not designed for drawing blood, at least at a distance." The "instruments" were parallel 6146s at 100 watts. . . . Now that he got his feet wet in his first contest, W2QZI worries about the fun he's passed up in 20 years of hamming. . . . A QSO with new one FM7WP in the closing minutes made c.w.-er W3RFA really happy. . . . Biggest U. S. A1 tally with *no rotary* was W3BVN's 231,066-pointer, but Lyt had some fancy arrays, viz.: reversible 2- and 4-element fixed beams for 40, and two reversible 4-element fixed beams for 20 meters. . . . W6YX liked the savvy operating exhibited by the foreign 'phone boys. . . . W4CYA is positive conditions were better this time but feels he needed (1) a bit more power, (2) some additional receiver selectivity, (3) rotaries for 14, 21 and 28 Mc., and (4) more operating time. . . . SM5ANY, Sweden code winner, got six new states. . . . W6ZUI thanks an atomic explosion for better conditions in March. *Quien sabe?*


C. W. SCORES

Twentieth International DX Competition

Operator of the station first-listed in each section and country is winner for that area. . . . The multiplier used by each station in determining score is given with the score — in the case of U. S.-Canada this is the total of the countries worked on each frequency-band used; in the case of non-W/VE/VO entries it is the total of the U. S.-Canada districts worked on each band. . . . The total number of contacts is listed next. . . . The letters A, B, and C approximate the input to the final stage at each station; A indicates power up to and including 100 watts; B indicates over 100 watts, up to and including 500 watts; C indicates over 500 watts. . . . The total operating time to the nearest hour is given for each station and is the last figure following the score. . . . Example of listings: W3CTJ 452-394-246-613-C-86, or final score 452,394; multiplier 246; 613 contacts; power over 500 watts; total operating time 86 hours. . . . Stations manned by more than one operator are grouped in order of score following single-operator listings in each section or country tabulation; calls of participants at multi-operator stations are listed in parentheses. . . . Where three or more multiple-operator entries appear, the top-scoring station is being awarded a certificate.

ATLANTIC DIVISION

W3DLR. . . . 27,638- 82-153-C-47	W3HER. . . . 36,729- 77-159-B-30
W3CHH. . . . 22,506- 62-121-C- -	W3GHD. . . . 19,296- 07- 96-B- -
W3CTJ. . . . 452,394-246-613-C-86	W3QOR. . . . 19,116- 59-108-C-17
W3EB. . . . 43,124-242-594-C-00	W3FW. . . . 13,074- 53- 86-C-12
W3ALB. . . . 207,889-183-379-C-75	W3KDP. . . . 12,798- 33- 79-C-15
W3GHS. . . . 183,483-171-358-B-59	W3ALX. . . . 9,936- 48- 69-B- 5
W3KT. . . . 121,410-142-285-C- -	W3QLW. . . . 9,450- 42- 75-B-24
W3EQA. . . . 120,393-147-273-C-65	W3EAN. . . . 7,626- 41- 62-C- -
W3ADZ. . . . 89,324-108-218-C-44	W3ARK. . . . 4,896- 32- 51-B-21
W3LEZ. . . . 51,504-108-167-C-42	W3PTE. . . . 3,906- 21- 42-B-20
W3KFF. . . . 40,425- 77-175-C-36	W3TJW. . . . 918- 17- 18-B-14



Producer of the fourth-position 'phone total from outside W/VE was Frank Linares, HP3FL. Frank worked all bands from 75 through 10, even made 13 QSOs on 11 meters. The gear included p.p. 813s at 350 watts, an HRO, and two rhombics.

W3SOH.....243- 9- 9-B -
W3GHH (W3s GHM LVP)
214,578-183-393-C-70
W3IMV (W3s HLP LVP)
95,976-129-248-B-68
W3CGS (W3s CGS GHD)
49,995-101-165-C-45

Md.-Del.-D.C.

W3JTC.....235,584-192-409-C-82
W3BYN.....231,066-198-389-C-70
W3GRE.....206,124-193-356-C-84
W3HEC.....178,190-173-344-C-74
W3KDP.....117,884-146-268-C-70
W3KDP.....110,592-144-256-C-60
W3EIS.....91,977-129-238-B-52
W3AOC.....66,600-111-200-B-31
W3DRD.....57,477-119-161-C-45
W3MEF.....48,195-85-189-C-1
W3AEL.....25,986- 71-122-B-1
W3DVO.....25,490- 71-120-C-45
W3COC.....12,586-58- 73-C-32
W3CPB.....4257-33- 43-B-17
W3RFA.....3991- 35-38-A-1
W3EPR.....3813-31- 41-B-16
W3RNY.....3444-28- 41-C-20
W3WY.....3604-28-31-B-10
W3EEB.....2430-27-30-B-1
W3CDG.....864-16-18-B-7
W3VRJ.....468-12-13-B-1
W3EIV/3 (W3s EFZ EIV W4s
DWU YKO)
294,903-217-453-C-96
W3ZQ (W3ZQ W4NS)
84,120-120-234-C-70
W3MSK (W3s IKN MCG)
54,708-97-188-C-48

Southern New Jersey

K2EDL.....346,764-222-521-C-86
W2GGI.....128,652-151-284-C-65
W2SDH.....16,484- 52-109-C-31
W2QKI.....14,476- 47-103-B-23
W2CAG.....1296-18-24-B-9
W2VUM.....1215-15-27-B-9
K2OHA.....1200-16-26-B-8
W2LS.....429-11-13-A-7
W2HAZ.....272- 8-12-A-3
W2DAJ.....168- 7- 8-B-2
K2AJD.....12- 2-2-A-1
W2BAI (W2SAI K2CPR)
357,280-224-533-C-78

Western New York
W2UWD.....63,558-107-198-C-60
W2SAA.....62,109-103-201-B-60
W2FBA.....28,728- 76-126-B-22
W2BHR.....27,432- 73-127-B-54
W2ABM.....18,200- 63-117-C-25
W2QJM.....16,245- 57- 95-B-30
W2DOD.....13,311- 51- 87-B-21
W2MA.....7560-45- 56-C-20
W2SVP.....6549-37- 59-C-30
W2TXX.....1701-21-27-C-7
W2XZC.....1140-19-20-B-12
W2FZR.....48- 1-4-B-4
W2ZCZ.....3- 1-1-A-1
W2UTH (W2s DJW UTH)
2448-24-34-B-18

Western Pennsylvania

W3VKN.....164,010-154-355-C-58
W3LFP.....42,315- 91-155-B-72
W3DXN.....17,988- 56-107-B-1
W3APJ.....7803- 51- 51-A-52
W3SJJ.....90- 5-18-A-25

CENTRAL DIVISION

Illinois
W9FJB.....123,432-139-296-C-72
W9HUZ.....115,092-138-278-B-70
W9GRV.....104,490-135-358-C-80
W9VYN.....51,324- 91-185-C-48
W9FID.....44,319- 79-187-C-49
W9TB.....40,425- 77-175-C-1
W9ABA.....40,320-84-160-C-1
W9N1L.....38,442-86-149-C-47
W9FRU.....27,600-80-115-C-30
W9PNE.....27,521- 73-127-B-41
W9VEZ.....23,186-66-177-C-28
W9WKK.....19,494- 57-114-C-40
W9FKC.....14,520- 55-88-C-12
W9QY.....13,126- 47- 86-B-46
W9GJ.....10,512- 48-73-C-28
W9TCY.....9604- 48-66-B-17
W6PMD/9.....5772-37-52-C-38
W9RME.....5499-39-47-B-8
W9WJV.....4230-30-47-B-17
W9VTL.....2835-21-45-C-12
W9WIO.....1500-20-25-B-10
W9WY.....1440-16-30-A-17
W9VSN.....1134-18-21-A-24
W9DRU.....1035-15-23-B-14
W9SGB.....960-16-20-B-30

W9KLD.....928-16-20-B-8
W9DDP.....756-12-21-B-5
W9WQE.....351- 9-13-A-6
W9NSL.....297- 9-11-A-3
W9LTA.....210- 7-10-B-6
W9DQV.....180- 5-12-A-16
W9GNG.....12- 2-B-1
W9AVJ (W9s EHS GYZ NZM
PKW).....211,914-183-386-C-96

GREAT LAKES DIVISION

Kentucky

W4KYX.....47,293- 99-159-C-22
W4EPA.....25,623- 73-117-B-38
W4JBQ.....2544-24-36-B-18
W40MW.....2457-27-31-B-19

Michigan

W8CVU.....81,840-124-220-B-45
W8YIN.....52,734- 94-187-A-40
W8DUS.....35,520-80-148-C-30
W8HJ.....1914-22-39-A-27
W8DLZ.....1732-22-37-B-10
W8ROV.....473-11-15-C-10
W8SS.....168- 7- 8-B-5
W8MCC.....3- 1-1-B-1

Ohio

W8FGX.....244,338-193-422-C-75
W8ACE.....149,745-149-335-C-53
W8ZJM.....90,148-124-243-B-66
W8VE.....89,856-128-234-C-54
W8LKE.....82,584-124-223-C-39
W8YHO.....40,545- 55-158-B-46
W8PUD.....23,336-72-155-C-1
W8BTL.....24,219-69-117-C-20
W8HFE.....22,692-62-122-C-12
W8HMD.....21,240-60-118-C-1
W8BQJ.....17,484-62-94-C-13
W8AJW.....15,856-55-89-A-4
W8SMC.....11,628-51-76-B-1
W8BQT.....5814-34-57-B-18
W8PEN.....1455-33-45-C-17
W8GJG.....3672-27-46-B-18
W8KCC.....2592-24-36-B-13
W8HBJ.....2136-24-34-B-10
W8BUM.....1827-21-29-B-12
W8NPN.....1729-19-31-C-10
W8PMA.....1539-19-27-B-1
W8PAE.....1404-18-26-A-10
W8PEM.....1235-19-22-A-14
W8KAM.....816-17-24-B-20
W8PCS.....468-12-13-B-5
W8VZE.....168- 7- 8-B-6

HUDSON DIVISION

Eastern New York

W2HO.....70,512-104-226-B-63
W2EWD.....56,454-97-194-C-62
W2AWJ.....46,440-88-180-C-49
W2GJG.....22,692-62-122-B-22
W2HRV.....13,959-47-66-C-14
W2MHE.....9576-42-76-B-21
W2VCR.....7668-36-71-B-19
W2CJM.....7650-34-75-B-29
W2GRI.....1008-14-24-C-14
W2VGE.....140- 9-8-B-1
W2APH.....12- 2-2-B-1

DAKOTA DIVISION

North Dakota

W0EOZ.....3525-25-47-B-10

South Dakota

W0BLZ.....29,820-71-140-B-30
W0GDE.....16,059-53-101-C-30

Minnesota

W0AII.....53,934-89-202-C-32
W0JSN.....29,110-71-137-B-45
W0MPW.....26,040-70-124-C-38
W0QBA.....16,830-55-102-B-53
W0YCR.....13,524-49-92-B-1
W0NLY.....10,260-45-76-C-4
W0TKX.....9372-44-71-A-17
W0VIP.....1071-17-21-B-1
W0KRG.....510-10-17-B-9

DELTA DIVISION

Arkansas

W5QKZ.....4725-35-45-B-1
W5MSH.....75- 5-5-B-2

Louisiana

W5KC.....36,261-79-153-A-30
W5CEW.....23,958-66-121-C-1
W5TTB.....355-15-19-B-1

Mississippi

W5CKY.....74,052-121-204-C-31
K5FBB (W5s AZL MTC W6-
K1Q K6DRA)
27,690-71-130-B-81


Tennessee

W4DOH.....124,124-143-290-C-60
W4NBV.....34,419-77-149-C-60
W4FKA.....19,902-62-107-B-42
W4ZZ.....6273-41-51-A-42
W4OOG.....90- 5-6-A-1

N.Y.C.-L.I.

W2WV.....305,916-212-481-C-76
W2BRV.....62,496-66-217-B-57
W2WC.....49,350-94-175-B-43
W2GSN.....47,624-74-192-C-1
W2RDK.....35,511-89-133-C-60
W2PEN.....25,545-65-131-B-28
W2SRG.....22,950-75-102-B-25
W2MUM.....20,160-60-112-B-62
K2CF.....18,180-60-101-B-1
W2IRJ.....11,400-50-76-B-33
W2KTF.....8736-48-61-B-13
W2QMO.....4968-36-46-B-23
W2CST.....4725-35-45-B-20
W2FCQ.....3840-32-40-B-20
W2NUO.....3690-30-41-A-30
W2GFE.....2925-25-39-B-14
W2JF.....2592-24-36-B-11
W2BCT.....1728-16-36-A-15
K2DGT.....1377-17-27-B-35
W2DPL.....1173-17-23-A-20
W2LJL.....840-14-20-B-8
W2KGN.....330-10-11-B-6
W2HVA.....192- 8-8-B-12

Consistent S. R. Kharbanda, holder of the famed contest call G2PU, has won England's 'phone award in all eight postwar DX Competitions. Last you've mused on how come G2PU is oftentimes the sole European signal on the band, the 20-meter skyhook is a 14-element array 75 feet high!



W3UCR/2...108- 6- 6-B-2
 W2BOT...36- 4- 3-B-2
 K2DCJ...27- 3- 3-A-2
 W2VNH...3- 1- 1-A-2
 W2AZS (W2s AZS ZM)
 43,344- 84-172-C-30

Northern New Jersey

W2JT...200,025-175-381-C-37
 W2AGW...170,786-154-370-C-73
 W2YTH...78,948-108-245-B-58
 W2JMF...78,156-117-228-B-56
 W2EGS...62,007-107-194-B-82
 W2ZGB...52,920-90-196-B-66
 W2CWK...45,691-91-167-A-49
 W2TWC...16,665-55-101-B-18
 W2AQT...16,443-63- 87-A-44
 W2HOK...13,680-48- 95-B-43
 W2MNN...8580-44- 65-B-21
 W2GEB...4589-31-50-B-22
 W2LSJ...4402-31-48-A-5
 W2EHN...2232-24-31-B-35
 W2DJT...2160-18-40-B-18
 W2GVV...1001-13-26-A-24
 K2CUM...855-13- 19-B-10
 W2CDB...458-13- 14-B-4
 W2NLY...396-11-12-A-3
 W2KXO...75-5-5-B-2
 W2EBV...21-3-3-B-1
 W2HEG...3-1-1-B-2
 K2BOF...3-1-1-A-2
 W2QW (K2s EUN GAS)
 676-13-18-A-15

MIDWEST DIVISION

Iowa

W0FDL...17,358-66- 88-C-33
 W0CXN...10,800-40-90-C-16
 W0QVZ...7480-40-63-B-28
 W0DBJ...744-12-21-B-8
 W0VFM...36-3-4-A-2

Kansas

W0DAE...128,682-146-289-C-60
 W0ERI...37,905-75-162-C-3
 W0VBC...11,952-48-83-B-23
 W0TUB...11,952-48-83-B-23
 W0E31...6765-41-55-A-16
 W0QPH...756-14-18-A-14
 W0YRN...108-6-6-B-9

Missouri

W0DU...37,908-81-156-B-48
 W0CVZ...30,600-75-136-B-53
 W0BMM/922...600-127-C-75
 W0TUB...57-11-11-C-35
 W0BPA...8034-26-103-B-48
 W0OAW...5040-30-58-C-50
 W0ARH...2800-25-38-B-70
 W0ETW...107-17-21-A-20
 W0E2U (W0s E2U CIV LBY
 MNV)...7488-39-64-C-46
 W0MNV (W0s FBC GVL LBY
 MNV)...3960-30-48-C-40

Nebraska

W0AIN...624-13-16-B-5
 W0BUR...90-5-6-A-4

NEW ENGLAND DIVISION

Connecticut

W1TYQ...205,946-178-386-C-75
 W1NMP...204,450-174-393-C-78
 W1TX...96,390-126-257-B-39
 W1EIH...71,628-94-254-C-2
 W1AB...68,768-117-196-C-50
 W1ODW...55,200-100-184-B-57
 W1ZDP3...37,665-93-135-B-35
 W1AW3...37,224-84-141-C-2
 W1FTX...29,230-79-125-B-35
 W1DT...24,360-70-116-C-23
 W1WPO3...15,714-54-97-A-20
 W1AJQ...5046-29-58-B-18
 W1RST...4320-32-45-B-9
 W1APA...4176-29-48-C-8
 W1NKB...1800-20-30-B-26
 W1TSS...1329-21-21-A-25
 W1NJM3...1071-17-21-B-2
 W1NLM...450-10-15-B-8
 W1UHP...240-8-10-B-4
 W1WVV...105-6-7-A-2
 W1RAN (W1s RAN RCR
 CGW)...19,437-57-115-C-50

Maine

W1DLC...89,903-121-252-C-90
 W1KYE...31,500-70-150-C-40
 W1APU...11,868-43-92-B-20

Eastern Massachusetts

W1BOD...112,185-135-278-C-58
 W1AZY...96,720-130-243-C-60
 W1JEL...75,900-110-230-B-64
 W1WIT...27,336-68-134-B-45
 W1PEG...26,996-68-135-B-43
 W1NYQ...26,996-68-135-B-43
 W1LQQ...7008-32-73-A-15

W1AQE...3888-27-48-A-2
 W1NYA...3075-25-49-B-8
 W1IAP...1187-19-21-B-10
 W1CTW...1092-13-28-C-20
 W1JSM...1056-16-22-A-2
 W1HOL...588-12-17-C-2
 W1WAG...324-9-12-A-4
 W1CTP...316-6-12-A-19
 W1WIMH...161-7-8-B-19
 W1VIR...64-4-6-A-8
 W1PLJ...48-4-4-A-6

Western Massachusetts

W1AFW...52,890-86-205-B-47
 W1WEF...1428-17-28-B-15
 W1TVJ...1026-18-19-B-15

New Hampshire

W1FZ...40,581-80-167-B-2
 W1NHJ...7524-33-76-B-15
 W1OIG...1653-19-29-B-9

Rhode Island

W1MIJ...36,279-87-139-B-47
 W1AWE...17,649-53-111-C-33
 W1WBB...4590-30-51-B-21
 W1KUP...1683-17-33-B-6
 W1AOP...959-12-26-B-11

Vermont

W1SPK...3168-24-44-B-18
 W1RWP...3072-32-32-B-21

NORTHWESTERN DIVISION

Idaho

W7UDG...273-7-13-A-10

Montana

W7CJB...5217-33-83-B-24

Oregon

W7DAA...35,640-72-165-C-47
 W7AHX...30,660-70-146-B-53
 W7OCL...13,596-44-103-B-61
 W7TLU...10,550-39-90-B-24
 W7TML...7047-27-87-A-93
 W7RNY...1131-13-29-B-10

Washington

W7CNM...42,588-78-182-B-50
 W7PQE...30,418-67-152-C-30
 W7DYO...24,960-64-130-C-46
 W7EJD...15,800-50-104-C-68
 W7J3C...11,340-35-108-A-30



The lucky few that raised him will enjoy this shot of Finn Jensen, LB8BY. Nope, Finn didn't run short of blades during the Test... it gets cold in Jan Mayen!

W4MZF/7...9202-43-72-B-28
 W7ICD/7...1586-13-41-B-15
 W7HAD...870-10-29-C-5
 W7T2...360-8-15-B-20
 W7SRX...54-2-9-A-20
 W1RNB (W7s CV MEM NRB
 RT)...12,915-41-105-B-25

PACIFIC DIVISION

Nevada

W7KEV...32,631-73-149-B-31



Lloyd D. McBurney, PJ2AF, with p.p. 807s in Class B modulating an 813, turned in South America's top 'phone tally, placed 7th among overseas 'phone entrants. Lloyd chatted with 412 W/VE contesters on 10, 15 and 20 meters.

Santa Clara Valley

W6DZZ...123,414-134-307-C-66
 W6VE...78,480-109-240-C-2
 W6BAX...71,820-95-252-C-7
 W6VDG...71,008-112-212-C-64
 W6SR...68,478-101-226-B-84
 W6SC...25,692-63-122-C-9
 W6WLI...13,095-45-97-C-30
 W6MX...10,530-45-78-C-7
 K6DCE...7712-32-81-B-58
 W6DWJ...7395-29-85-B-36
 K6DV...3-1-1-B-1

East Bay

W6LW...57,600-96-200-C-2
 W6MVQ...33,117-83-133-C-18
 W6FLT...20,436-62-131-B-48
 W6ZUL...20,130-61-110-C-16
 W6CVO...19,176-61-126-C-30
 W6KEK...15,728-49-107-B-20
 W6LPC...13,180-46-110-B-36
 W6TI...15,095-45-97-C-40
 W6QDE...3436-37-76-C-23
 W6IPE...4758-26-61-B-20
 W6PWR...2331-21-37-C-6
 W6EJA...1887-17-37-B-8
 W6MHB...1767-19-31-B-4
 W6UZK...1734-17-34-B-4
 W6LMZ...1056-16-22-B-8
 W6TT (W6s PVE TPT)
 257,826-134-443-C-90
 W6LDD (W6s GIZ LDD PB
 RCC)...142,128-144-329-C-84

San Francisco

W6WB...111,612-131-284-C-2
 W6GPB...77,292-113-228-B-8
 W6ATO...76,545-105-243-C-84
 W6BYB...67,515-105-215-C-65
 W6GWQ...29,949-67-149-B-40
 W6MUF...26,520-65-136-C-35
 W6GQW...19,152-66-114-C-30
 W6YC...84-4-7-A-1

Sacramento Valley

W6WZD...56,070-89-211-C-45
 W6ONZ...54,458-72-161-C-54
 W6CIS...16,042-46-109-B-2
 W6TXL...11,700-39-100-C-32
 W6TMP...6724-36-63-C-14
 W6BIL...2448-24-34-B-20
 W6AMB...69-4-5-B-2
 W6VBI...48-4-4-B-6

San Joaquin Valley

W6KEV...70,374-111-212-C-43
 W6MEL...31,290-70-149-C-35
 W6HYK...180-6-10-A-3

ROANOKE DIVISION

North Carolina

W4CEN...296,340-220-449-C-70
 W4GXB...69,655-97-205-C-31
 W4UXI...47,259-89-177-C-51
 W4AIX...46,644-92-169-C-60
 W4ATC4...189-7-9-B-2

Virginia

W4KFC...375,921-243-516-C-86
 W4HQN...209,760-184-380-C-70
 W4KRR/4...178,002-174-341-C-4
 W4BQY...89,652-124-241-C-34
 W4BVX...81,420-118-230-B-76
 W4PNK...58,448-89-144-B-56
 W4UD...32,376-76-143-B-45
 W4NH...24,003-63-127-B-25
 W4OCW...22,977-69-111-B-28
 W4JAT...17,940-52-115-B-41
 W4OM...12,330-49-90-C-2
 W4RF4...7254-39-62-C-12
 W4TOC...2508-22-38-B-22
 W4AMZ...2418-20-31-B-12
 W4ZJG...2244-22-34-B-7
 W4IA...1008-16-21-B-10
 W4WBC...432-12-12-A-5

West Virginia

W8PQQ...51,975-105-165-C-29
 W8HZA...7056-42-56-B-10

ROCKY MOUNTAIN DIVISION

Colorado

W0SBE...33,696-72-156-C-60
 W0IXF...9450-42-75-B-50
 W0BEWH...6930-33-70-B-38
 W0QPO...1581-17-31-B-13
 W0GKV...408-17-A-5
 W0JRG (W0s JRG JVA)
 13,365-45-99-B-60

Utah

W7QDJ...13,332-44-101-A-53

Wyoming

W7PSO...11155-15-26-B-20

SOUTHEASTERN DIVISION

Alabama

W4ECI...148,716-153-324-C-76
 W4GQC...2790-30-31-B-26

Eastern Florida

W4TOA...28,080-72-130-C-45
 W4TRP...18,034-71-96-B-22
 W4WHK...17,085-67-85-A-65
 W4LAP...15,120-60-84-A-18
 W4DXL...1725-23-25-B-11
 W4TK...585-13-15-C-7
 W4BEO...126-6-7-B-10


Western Florida

W4NN...50,508-92-183-C-48
 W4WQK...20,475-65-105-B-50


Georgia

W4CYA...20,808-68-102-B-41
 W4SOV...4611-29-53-B-15
 W4JII...756-12-21-A-22
 W4ZSC...90-5-6-A-2

Carl Cleveland, KT1UX, created a stir amongst AI competitors by singlehandedly representing Tangier Zone on 20, 40 and 80 meters. His 54,648-pointer was shaded in Africa only by EL2X and CR6AI. A full break-in handswitching kw. is under construction for the '55 shindig. Carl signs W2UUX when not on tour for the U. S. Department of State.



- »
- ### SOUTHWESTERN DIVISION
- Los Angeles*
- W6FSJ...148,296-148-334-C-85
 - W6RYW...148,257-153-323-C-80
 - W6TZD...144,207-147-327-C-86
 - W6MBA...98,651-119-277-C-51
 - W6SRF...95,760-120-266-C-75
 - W6BUD...92,208-113-272-C-60
 - W6NZW...79,920-111-240-C- -
 - W6MUR...75,048-100-236-C-50
 - W6QXS...67,569-101-223-C-88
 - W6VBY...60,297-101-199-C-47
 - W6SWG...50,232-92-182-C-80
 - W6BPD...46,155-85-181-B-60
 - W6BJU...44,928-78-192-C-7
 - W6NTR...36,009-75-160-A-26
 - W6APF...35,456-72-166-C-54
 - W6NKR...32,832-72-152-C-34
 - W6LWY...32,760-70-156-C-68
 - W6SYG...23,790-61-130-C-31
 - K6GEF...22,512-56-134-A-25
 - W6CQU...18,648-56-117-C-16
 - W6WNL...10,989-37-99-B-30
 - W6LID...10,206-42-81-C-17
 - W6YVO...74,235-33-7-B-46
 - W6SWE...33,12-24-46-B-15
 - W6KNE...2,193-17-43-A-24
 - W6HBE...1,891-19-33-B-10
 - W6CMN...1,092-14-26-C-7
 - W6MYG...144-15-24-B-10
 - W6AM (W6s ADP AM BXL GFE JID) 241,829-193-418-C-90
- Arizona*
- W6EEK (W6s EEK LDJ THN) 176,490-159-370-C- -
 - W6YRA (W6s CCP HQN WOO YPG) 164,934-154-357-C-90
 - W6QHS (W6s QHS TJJ) 69,768-102-228-C-76
 - W6NJJ (W6s MYG NTJ PNZ SQY) 12,402-39-106-A-60
- San Diego*
- W6LRU...55,800-93-200-A-55
 - W6CHV...19,278-64-119-B-43
 - W6CRT...18,150-50-121-B-17
 - W6GAB...4,416-26-46-C-10
 - W6MCY...4,134-26-53-A-25
 - W6BZD...3,978-26-51-A-30
 - W6KJR...3,102-22-47-B-12
 - W6PQQ...3,036-22-46-A-15
 - K6EC...2,508-22-38-B-15
 - K6AAJ (W6s GBM NIKU QBU) 45,864-78-196-C-75
- ### WEST GULF DIVISION
- Northern Texas*
- W5BNO...93,696-128-244-C-65
 - W6RZV/5...11,868-43-92-A-39
 - W5AIA...10,965-43-85-B-36
 - W5QFP...4,785-29-65-B-19
 - W5OLG...4,284-24-42-B-15
 - W5AWT...2,088-24-29-B-10
 - W5ZWR/5...1,152-16-24-A-15
 - W5IWK...693-11-21-B-22
 - W6JRF/5...690-10-23-A-14
 - W3BQU/5...144-6-8-A-12
- Ontario*
- VE3ZW...153,546-157-326-C-78
 - VE3CCK...82,251-111-247-B-70
 - VE3AUU...304-8-14-B-4
 - VE3YV...300-10-10-B-5
- Manitoba*
- VE4RO...105,774-122-289-C-58
 - VE4XO...48,057-83-193-B-52
- Saskatchewan*
- VE5JV...3564-22-54-B- -
 - VE5PM...60-4-5-A-3
- Oklahoma*
- W5DQV...64,872-106-204-B-50
 - W5VJB (W5VJB W7P LD) 105-5-7-B-4
- Southern Texas*
- W5ZD...46,332-99-156-C-61
 - W5VIR...22,960-70-110-B-31
 - W5WQN...23,80-24-40-B- -
 - W5YJZ...2346-25-34-A-60
 - W5TPD (W5s TJB TED) 7800-40-65-B-90
- New Mexico*
- W5VRP...34,410-74-155-B-60
 - W5LFH...4941-27-61-C-15
 - W5KFF...351-9-13-B-5
- ### CANADIAN DIVISION
- Maritime*
- VE1ZZ...84,240-117-240-B-65
 - VE1PQ...20,532-59-116-B-21
 - VE1EK...10,400-40-88-A-27
 - VE1GU...8592-39-78-B-13
 - VO6BI...1429-17-29-B-18
 - VE1HG...168-7-8-B- -
- Quebec*
- VE2WW...89,460-140-215-C-49
 - VE2BP...7440-31-80-B-25
 - VE2ATD...1519-19-28-A-15
 - VE2UN (VE3RM W2LHL) 1296-18-24-C-24
- ### AFRICA
- Algeria*
- FA9RZ...29,601-33-299-A-27
- Anglo-Egyptian Sudan*
- ST2AR...1782-11-54-A- -
- Angola*
- CR6AI...67,464-36-627-B- -
- Belgian Congo*
- OQ6GU...40,698-34-400-A- -
 - OQ5CP...18,768-23-272-A-25
- Canary Islands*
- EA8BF...51,060-37-465-A-33
 - EA8BK...7776-18-145-A-43
- French Morocco*
- CN8EG...1188-9-45-A-3
- French West Africa*
- FF8JC...12,432-28-148-B- -
- Kenya*
- VQ4EI...324-6-18-B- -
- Liberia*
- EL2X...100,980-51-660-B-27
- Libya*
- 5A4TG...144-4-12-A-6
- Mozambique*
- CR7LU...2464-16-53-A-12
 - CR7LZ...872-8-38-A- -
- Southern Rhodesia*
- ZE3JP...6099-19-107-A-4
 - ZE5JA...3560-16-95-A-20
 - ZE3JJ...2445-15-55-A-6
 - ZE2JS...2250-18-43-A-20
- Spanish Guinea*
- EA9AB...1242-9-48-A-4
- Spanish Morocco*
- EA9AP...31,031-31-336-A-19
- Tangier Zone*
- KT1UX...54,648-33-552-B-60
- Union of South Africa*
- ZS6FN...32,256-42-256-A-13
 - ZS6AJO...357-7-17-A-2
 - ZS5V...6-1-2-A- -
- ### ASIA
- Aden*
- VS9AS...3680-16-77-A-10
- Hong Kong*
- VS6CG...1470-5-98-B-8
 - VS8AE...162-2-27-A-2
 - VS8CL...90-3-10-A-12
 - VS6AJ...63-3-7-A-16
- Iraq*
- YI2AM...3822-13-98-A-12
- Japan*
- JA3AF...29,062-22-445-C-68
 - JA3AB...22,500-20-379-B-51
 - KASSC...14,976-16-312-C-23
 - JA1CR...14,256-18-264-A-40
 - JA3AA...2873-13-75-C-31
 - JA8AA...2172-12-61-B- -
 - JA3BB...1250-10-42-B-12
 - JA6AA...1092-4-91-A-9
 - JA2AN...804-6-46-A-22
 - JA2DN...252-3-28-A-48
 - JA2WA...210-2-35-A-6
 - JA1BC...120-2-20-A-6
 - JAIWT...3-1-1-A- -
 - JAIUJ (JAIUJ GV) 573-23-287-A-39
- Lebanon*
- OD5AX...10,820-20-182-A-20
 - OD5AV...2244-12-64-A-6
- Ryukyuu Islands*
- KR6AA...14,364-19-252-B- -
- Saudi Arabia*
- HZ1HZ...3081-13-79-A- -
- Turkey*
- TA3AA...18,900-20-317-C-38
- ### EUROPE
- Azores Islands*
- UT2BO...11,232-26-146-A-17
- Belgium*
- ON4TQ...11,792-16-246-A-23
 - ON4CK...7074-18-131-A-30
 - ON4UF...3285-15-33-A- -
- Czechoslovakia*
- OK1MB...61,295-41-506-A- -
 - OK3KAB...1206-9-45-A-2
 - OK1AEH...51-3-6-A- -
- Denmark*
- OZ1W...25,038-26-333-A- -
 - OZ7PH...8610-14-208-A-24



An exhaustive study of propagation curves prior to the 'fest put Spain's EAACH in the winner's column for c.w. work. Other contributing factors: Rafael's home-built 14-tube dual-conversion superhet and 200-watt 813 p.a.

How's DX?

CONDUCTED BY ROD NEWKIRK,* W1VMW

How:

Burgeoning DX hounds and DXCC candidates become more numerous day by day. And the quest for communications confirmation documentation—QSL cards, that is—increases apace. Once again it is timely to stress minimum data requirements that can distinguish a bona fide QSL from a meaningless piece of paper so far



Time out for photography at the bustling ARRL W6 QSL Bureau, W6TI proprietor. (Photograph courtesy Northern California DX Club)

as the DX Century Club is concerned. You'd drop your inferior maxillary at the number of cards we see that fail to bear this essential information:

- 1) Call of the confirming station.
- 2) Call of the confirmer.
- 3) Location of the confirming station (not necessarily the postal address).
- 4) Statement that a QSO is being confirmed.
- 5) Date of QSO.
- 6) Emission designation (signal report usually suffices).
- 7) The signature (or initials, first name or surn) of the person who made out the confirmation, especially important on a multi-operator station QSL.

We're not eager to "bounce" QSLs merely because they fail to meet arbitrary standards; our interest lies only in determining beyond reasonable doubt that they *are* confirmations. Here are specific examples which demonstrate how and when certain of the listed data become important (specifications 1 and 2 considered necessary in every case):

KC6, LB, VP8, etc., QSLs from stations whose call signs are not necessarily indicative of DXCC countries wherein located (Point 3).

Eastern European, etc., QSLs that may not be distinguishable from SWL cards (Point 4).

QSLs from Newfoundland, Palestine, "banned" countries, etc., whereon dates of legality are important (Point 5).

Confirmations that are to be considered for 'phone DXCC credit (Point 6).

QSLs rendered doubtful through confusion resulting from multi-operator station operation, cards made out by assisting volunteers, and the like (Point 7).

* DX Editor, QST.

¹ Signal report, time and band, added to the "DXCC items" tabulated, will meet QSL requirements for most world-wide DX awards.

² Also see "QSL Cards," Morrow, October 1950 QST.

If you are "QSLing first," and expect someone to refer to his log upon receipt of your card, it is logical that the time and band of QSO also should appear, although these items are not DXCC musts.¹ Ticklish business, isn't it? And this isn't the half of it.² But it should give you ideas on what to watch out for in the line of useless QSLs. When you do receive a would-be QSL that you believe is incomplete, by no means alter it. Obtain another, calling the discrepancy to the attention of the sender.

In addition to its role as documentary evidence of communication with your station, your QSL card inadvertently is a display piece, a postal ambassador of good will, and an advertising flyer for your station. To keep these functions in mind when preparing your pasteboards will do no damage to your QSL returns percentage!

What:

The homestretch of summer developed enough interesting activity to jar the complacency of the most cloyed DX appetite. DXpeditions became the rule rather than the exception and two rarely worked ARRL DXCC Countries List specimens were on effulgent display—VR2BZ/ZM7 (Tokelau Islands) and F8FW/FC (Corsica). The local scene was well represented, too, with DXhaustive performances by KC4AB and XE6AM on Navassa Island and Todos Santos Island, respectively. . . . HB9LA's jaunt to Corsica in early August set off the fireworks with a resounding boom! Then XE6AM checked in to put a rare prefix on v.h.f., 14, 7 and 3.5 Mc. (see pp. 62-64). Resultant inked entries had hardly dried in numerous logs when VR2BZ scooted over to the Union Islands in mid-August with a 5-watt rig to produce the first recorded postwar QSOs with that area. Next, teen-agers W4CQW, W4VZQ and WN4HBC took the baton by carrying out their threat to put Navassa on the air for the first time since old K4NI





The Corsican caper of F8FW/FC (HB9LA) lasted from July 31st through August 11th, resulting in 2411 contacts with 70 different DXCC-List countries. By bands, F8FW/FC worked 103 stations on 3.5 Mc., 522 on 7 Mc., 1654 on 14 Mc. and 132 on 21 Mc. At left, above, we see the F8FW/FC layout in lodgings at Bonafico, the rig an 813 final modulated by p.p. 807s, and the receiver a 22-tube double-conversion superheterodyne. A 360-foot long-wire, 100 feet high, did the radiating. The jolly threesome at right are F9QV's XYL, F9QV, and DXpeditionary visitor HB9LA photographed against representative Corsican background. The hospitality of the F9QVs was highly instrumental in allowing HB9LA to carry out his venture so successfully. Obstacles surmounted included dire customs difficulties, almost nonexistent Corsican transportation facilities, blown transformers and smashed 866s, and an abortive shack fire. HB9LA had intended a few days of Monaco hamming on his return trip to Switzerland but "enough was enough!" (Photos courtesy HE9RDX, USKA)

vacated those premises in the early '30s, rolling up hundreds of KC4AB QSOs with their TBS-50. All this, with (32RO/Asia, SV9UN/Crete, LH2P/Spitzbergen, CR8 FU8 HE1 HK9 and ZD3 lurkers serving as a star-studded backdrop, verily turned August into some DXtravaganza! Yet, despite these successive and almost continuous DXpeditionary pursuits the gang managed to corral a neat assortment of the more stationary stations, band by band as follows.

Twenty c.w. usually is inveigled to make with Southern Hemisphere QSOs around autumnal equinox time. VKs ZLs and ZSs, along with their rarer neighbors, should be making a shambles of 14 Mc. as you read this. W4YDT goes past the century mark with CR5AF (95), EA9EB (80), FQ8AF (83), GC2FZC (30), HA5BT (70), I5PP (70), KB6AT (40), LZ1KPZ (90), MB9BJ (40), OX3AY (90), SV1SP (50), VQ4EN (60), VRs 2CY (25), 3A (50), YO3GY (80), YS1O (40), ZB1AJX (82), ZK1AB (30), ZP5GM (80) and 9S4AX (12). . . . AP2K, DU6IV (64) 12, ET3S, FAs 3LY 9VN (60) 23-0, FFB8J (70) 17, MF2AG, MP4BBE, ST2AR, SV0WL, VQ8CB (60) 0, ZC6UNS, ZD2DCP (10) 21-0, ZS9I and 4X4BX are freshly entered in ZD6BX's log, times GMT. . . . CTs 2BO 3AB, EA9AP (14) 22, EL2X (100) 16-17, F9QV/FC (11-49) 22-23, FK8AL (69), HA7OL (46) 20, JA3BB, KAs 2ED 2ZZ (98) 13-14, 9MF, KR6s AA (54) 12-13, OH Os, LU8ZS of So. Shetlands, OD5s AV LJ (45) 22, SP9KAD and ZD9AB (79) 12-13 swapped sigs with W2ZVS, all times GMT. Dixie worked SV9UN/Crete (52 27) as a topper and heard two jazzy prefixes: KF6 and CZ1. . . . W3LEZ raised ISITAW, I1BLF/Trieste 23, JA5AF, KA8RH (55) 4, OD5LC (17) 20-23 and a ZBL, times GMT. EA6AW (67), JA7CP, VP3LF and YO2KAB (87) got away. . . . An LZ1, ZB1DK (12), a ZD9 and 4X4FW (18) traded blows with W4YHD. Jim heard juicy VR5IP (45) 1 EST come back to W3LOE. AP2Q and FO8AC (60) 0 also escaped. . . . W5LV, with only a 50-watt Elmac rig-receiver, has 140 confirmed countries. CR6AI (21-100) 21-22 GMT, GD3UB and LU3ZS of Antarctica are among his latest. . . . A five-eighths-wave ground-plane drove W7UAB's 80 watts home to DU7SV (85) 7 GMT, FK8AO (90) 3-4 KA2GE and KX6NA (80) 3. . . . K2GFQ busied himself with a Corsican F8, an EA9, HZ1AB (50-100) 12-21 and ST2NG (40) 20-23. . . . With the addition of CR6CS, EL2L, LU1ZT (68) 12 GMT, OD5LX, a ZD9 and ZB1AUV (95) 16 CNT, it's 125/117 at W9KXK. . . . A new 278-foot Vee captured HA5KBX, OY3GA, SV0WE, VQs 2W 4EI and a 15-watt YU3 for W3WPG. . . . QSLs from VP3YG and ZD9AA brought W8DLZ to the 100-mark. . . . Here's what KR6OS runs into on Okinawa: AP2C (32) 12 GMT, CR7s AF CH (88) 17, CR8AB (20) 12 very QRS, CR9AF t8, ET2PA (32), KB6AP, KM6AX (88) 4-11, MP4QAH (32) 12, OQ5s BB (32) 15, PU (88) 14-15, RU (20) 17, VKs 1HM/ZC2 (32) 13 who

QRTs in November, IPG (20) 11, 9AU 11, 9DB 13, 9YY (50) 22, VQs 2AB (32) 15, 4EG (32) 15, VSs 2DW 2EB, 2EG 6CT 6CW, VU2s CS (50), JK (20), KV (32-88) RC, YO3RF (88) 19, ZC4IP (88) 16, 4S7s KH (35), LB (60), NG WB, 4X4s FF (40 t8) 11 and FQ 18. . . . Meandering among the miscellany, we find at W1UBC: EA9DF (45) 20 GMT, FA9VN (62) 23-0, VPs 4LZ 6EB and YV5AB, ZD4BQ and ZS3P bring Richard to No. 99. W4BFR: a Corsican F8, W4YDT (heard): FO8s AD (81) 23 GMT, AG (10) 3, KS6AE (80), TAs 2EFA (75), 3U8 (20-30) 22, VQs 2PL (40), 5EK (32) and ZD6BX (25-50) 12. W5BJG: CX2AM, W5WZQ: CX2BP, FAsRJ (10) 21 GMT, HP1BR (20), KA2KS (60), OA4C, VP7NV and ZP5BC. W9APY/5: a Rio de Oro EA9, W0IUB: EA8DA, HKs 1TH 4DP, KA2CR, VPs 1GG and 2SH. . . . W9EU awaits QSLs from CE9AD (6) 21-22 EST, CN2AO (2) 21, DU1AP (57) 8, IS1CXF (62) 17, LZ1KA (32) 15, MF2AL (9) 16-17, MP4QAO (15) 21-22, PJ2CE (100) 20, SP3AN (43) 18, VQ4CF (32) 17, VR2BZ (76) 21, ZBLJG (17) 16-17, ZC4GF (47) 17, 4X4DH (37) 17-18 and 5A2FA (26) 17. Alex says we'd all work more DX if we all made shorter calls. . . . CR6CZ, HA5KPB, JAs 1AA 2AN 3AX 3DY 4AF 5AB 6AO 6FB 7AD 8AI, ZB1BC and a ZCS made it a neat 164/146 for W3AXT of DXerama fame. . . . The DXer of the No. Calif. DX Club mentions C3s AR (15) 23, TK (80) 8 of Formosa, CR9AI (80) 7, DU1DO (65) 0, EA9DZ (90), FK8AB 22, HA5BJ (40) 22, MD5VR (85) 9, OD5AC (50) 21, OY3UF (75) 12-13, PZ1AL (89), SPs 3AK (16) 21, 5BQ (90) 21, SV1AB (10) 10-11, VS9AC (39) 21, YO5LC (25) 21 and ZA1AC (65) 13-14, times PST. . . . In the So. Calif. DX Club Bulletin we note notes on VK1s LY (21) 22 PST, EG (85) of Antarctica, VQ8CB (50) 0, VU2s AE 8, FX (22) 8, ZB1KQ (45) 13, ZCSs G (64) 3 and SF (20) 0. . . . AG2DX (43) 21-22 GMT, CP3CA (48) 22-23, CR7AD 18, CS3AC (40) 13 of the Azores, EA9AB (70) 22, FB8XX (50) 5, FFSAP (92) 20, FM7WD (83-110) 13, FQ8AG (25) 20, FUBAC (154), FY7YP (35) 12, HP2TP (28) 1, Trieste 1Is NU (28) 16, YCV (25) 23, ISIAHK (20) 22, I5s SG (87) 20, WP (63) 21, KX6s BI (73) 4, NA (80) 3, OQ5ER (146) 13, SU1BB (12), TFs 3AB (52) 21, 3MB (42) 0, 5SV (35) 23, VKs 1GA (48) 3, 9AC (12) 22, 9RM (40) 7, VQ5BZ (44) 20, VR2CG (60) 19-20, VS9AS (20) 23-0, YLZAM (45) 21, ZC7BB (70) 19, ZD4BT (69) 1, ZK1s AR (32) 3-4, BI (25) 7, ZM6s AB (77) 6, AS (10-174) 4-6, AT (160) 5, ZP9AY (22) 22-23 and 5A3TC are among items tabulated in the West Gulf DX Club's DX Bulletin.

Twenty 'phone and the WGDXC Bulletin also are good friends: C3AR (285), CP5EK (121) 2 GMT, CR5SP (190) 21 of Sao Thome, EAs 8AD (158-205) 22-23, 8DE (180) 23, 9AI (175) 0, 9AR (178) 23-1, 8AC (155) 21-22, EL2X (147) 22, FO8AD (110) 5-7, FP8AP (188) 23, HZ1AB (199-340) 21, IT1s BA (161) 23, BXX (170) 0, KB6BA (189) 7, KG6s AAY (210) 12, IG of Chichi Jima,

KJ6FAA (196) 4, KR6AZ (203) 13, KT1WX (184) 0, OE13WD (18) 21, OD5BA (120) 21, OQ5E EC (115) 19, FN (121) 20, FO (130) 19, ST2NW (158) 23, TA3AA (135) 21, VK9s CS (186) 6, DB (179) 2, GM (125) 5, SP (140) 12, YT (190) 13, VP6s IGG 2DL (123) 2, 2DN (118) 1, 8AZ (50-150), VQs 2DT (120) 19, 4AC (130) 20, 5EK (115) 20-21, VR2s BZ (155) 5, CX (120) 3, CY (183) 4, VS2EB (158) 12-13, VU5AB (140), YI2AM (145-200) 20-22, ZBs 1GM (196-318) 23, 2A (120) 20, ZC7DO (140) 21, ZDs 1SW (196) 15, 4BL (95) 22, 9AB (168) 12-13, ZM6s AP (145) 4, AT (161) 4-5, 3V8AS (200) 20-21, 4X4s BJ (120) 20, DK (100) 23, FK (100) 23, 5As 2TZ (133) 0 and 3TC (110) 23. A Corsican F8 and YU1GM (136) 21 GMT brought W1WQC to a 20-meter 'phone tally of 10678. W6YY recommends KC6s AA (200-240) GMT, SJ UZ, KP6AK (220), VK1HM/ZC2 (172) 7-16, VR3A, ZD3BFC (95-115) 16-18 and ZC5VR (204) as likely 14-Mc. A3 customers. H16EG (178) 2, a Corsican, and OE13JM (194) 22, times GMT, made the grade with W3AXT. Spotted by the Newark News Radio Club gang on 20 'phone were CPs 1AQ 5AB, CS3AC, DUs 1AL 1AP 1RS 7SV, EL9A, ET2US, FA3s PP QF, FM7s WF WN, FO8AB, GD3ENK, HEs 2EM 2X 3L, H18WF, JAs 1AC 1AK 1AX 4BB, KA2s AA AK HM IM LG LJ MY NA NY RD RG YA, KA3s AC CR MD RD, KAs 4DR 5CW 7HH 7RC 8AB 8RK 8SC 9LR, KB6AQ, KG6s ABN AFU GX SB, KJ6AS, KM6AX, KR6s AY KS NB USA, KW6BB, KX6s AF NB, LX1DA, MF2s AA AL, OE13AA, OX3EN, PJ2s AQ CA, SP6AL, SU1s MR SW, TA2EFA, VP2s DC KB, VQs 3EO 4ERR, YS1MS, ZD4AK, ZEZJP, ZP5BV, 4X4s AH BO, 5As 1TZ 3TF 3YG 4TK 4TL 4TR, 9S4s AC and AD.

Forty c.w. treated W4TJI to a hatful of VKs, ZLs, CTs 1DJ 3AB (22), EA9DF (30), HC1LE (18), LU1ZT (22), PJ2CE (22), VP6GT (25), Grahamland VP8s AA (33), AO (20), AZ (15), YU3ABC (21) and YV5BJ (30). Paul's new ground-plane swiftly raised his count to 66 7-Mc. countries. A new 40-meter folded dipole helped VO3X to CR6AI, CT2BO, FF8GP, KG4AN, VP6s 4LZ 7NV, YI2AM, YU2ADE and YV5DE. VQs 4RF 9AC and VS9AS are still on Horace's stalk list. FP8AP, HK1TE, SP9KJ, TI2s CR PZ, VP6s 6KL 8BE, YU2AKL, YV1AD, ZD4BQ and others cheered W3WPG. W3AXT collected San Andrés Island's HK9AI, a CT2, four VP8s, LU2s XI YA, LZ1KDP, PYs 8SG 9CK and YS10. The newly franchised Austrian nationals are hitting forty in force. W4YHD reports QSOs with OEs 3SE and 7BL. Now a peek at loggings here and there, at W1WAI: OZs, OKs and a CT2. W1YYM: heard VKs 1AC 1I GMT, 9PF (43) 10-12. W9ESO: a Corsican F8, a YS1 and ZM6. W6WZQ: ZM6AI (20) 4 CST. W6BC7: VS2DW. W6ZOL: a CR6 and VP8. W7OYQ: heard UAs 9KOG 9KFB, U18KAA. W9APPY/5: Corsica, Grahamland and an HK8. WGDXC specifies FK8AJ, VK9s DB (20) 11 and WZ (6) 11 GMT. NNRC lists forty 'phone candidates KG6s ABN GX, KM6BG, KL7s AWR AYN BBI, OA5M and PY2CA, plus dozens of KH6 actives. Another August DXpeditionary item: W6YC ran into ZK1AB/P on 7001 kc., a 15-watter operating on Tongareva (Penrhyn) in the Manihiki group.

Eighty c.w. by now should be complainant toward the surrunt signals that were swallowed up in summer's QRN. ZK1BG writes: "I've just about given up 20 and am concentrating on 80-meter DX. So far have worked 19 countries. Eighty seems to be the most consistently clear band here." YV5AC has been evading Doug but VK1AC succumbed. KL7VOZ likes 3.5 Mc. between 0 and 2.1ST. VK3AHH, ZLs 1AH 1AIH 1AJU 1AM 1MQ 3JT 4CK and 4GM were worked, all around 3510 kc. VP8AZ contacted W3AXT and W9AND. W3AXT also captured DM2ABL, F8FW/FC and PY6AK. W9AND hears VP8AQ (3) around dusk on 80. A QSL

GM3DHD and G2PL almost made it a dead heat for the first European "double-century" achievement to be recorded in DXCC 'phone annals. G2PL lost out through a "UU" deletion. Here we see the shack and host at GM3DHD, a station most popular on 14 and 21 Mc. George's rig is a modified RCA job, receivers are a 75A-1 and Marconi CR-100, and the radiating is done by a pair of 3-el. rotary beams.

from JA2WA will give W6ZOL a 3.5-Mc. WAC. F8FW/FC gave K2BZT a lively time. Hayden also broke through August static for Gs 2QB 3HWF 3JAF 6ZO 8JR, OZ4X, a PY6, SM5AND and VP4LZ. VE1ZZ tells K2BZT to keep an ear open for OY5S (1), t8 0 GMT.

Fifteen 'phone remains an interesting proposition at KA2KS. W2DNO's mike work there rooted out 21-Mc. 'phones DU7SV, HZ1HE, JA8AE, KA2AS, KG6GX, KH6AVR, KL7BBP, KR6s OH OQ, KX6NB, TA2EFA, VK3FA, VS1FE, ZL1BY and 4S7YL. MMs W3J1Y, W3OZA and W6KUY also were worked. W6ZZ did okay with HC2PG, KH6s AIO AQ AR BAK, KV4BD, LU8FAO and TI2BX. In the MM line Miles encountered W6s DOW MVZ and UZI. CE2CL, FF8BG, HC2FS, HP3s DA LF, OA4C, OD5AV, PJ2s AB AI, VP1GG, VQ4AQ, ZLs 1GW 2BN and ZP5DC are 15-meter A3ers accounted for by NNRC. Fifteen c.w. will bear scrutiny henceforth. W1RB's 21-Mc. c.w. QSL from F7YTC confirmed a country W1RB couldn't come to grips with in 25 years of 20-meter efforts.

Ten 'phone hit low tide in August and September but W4NQM's sleuthing determined that W5BVL caught VP6FR, W4ABU, HC2PT and LU7QB; W4TOJ, LU3AAT; W0BJP, HC1RT and a VP6. CE2HL, EA3IR, I1SVK, YU1GM and many South Americans recently were logged on 10 by the NNRC contingent. Ten c.w. is down but not quite out. G3IDG specializes in 10-watt 28-Mc. c.w. shenanigans and has been QSOing Gs, GMs, DLs, HB9s and YUs via the sporadic-E route.

One-sixty, seventy-five and, yes, even eleven may well be represented on our monthly megacyclic merry-go-round as W/VE warm weather wanes — good fishin', OMs!

Where:

OVSV (Austria) has its QSL bureau rolling under full steam at Kierlingerstrasse 10, Klosterneuburg, and cards destined for OEs no longer need be sent via ARRL. Ex-KP6AG writes from Canton Island to the effect that he does not and cannot handle QSLs for Palmyra Island. "I have not been to Palmyra for five years and I have no information regarding addresses of former Palmyra hams." W4LVV regrets that he cannot assist in the confirming of F7GXA QSOs for 1952 and 1953. Chuck already has disposed of one short listing of 1952 FG7XA QSOs and has no further info or QSLs to impart. Several Gs claim recent results from the UB5CF address to follow. One SV9UN/Crete has been instructing "QSL via ARRL" but we haven't heard from the fellow at this writing. For comment on such unusual procedure see last month's "Where". For the following individual items give W1s APA RB RDV UED WPO WPR WQC YYM ZDP, W2s BVS WZ ZVS, W3s AXT NKM WPG, W4s YHD YZC, W5WZQ, W6DZZ, W7JLU, W8EV W9s APY/5 CFT EU, KL7PI, KR6OS, ZD6BX, NNRL (Norway), NNRC Bulletin, NCDXC DXer, WGDXC DX Bulletin and WIA (Australia) much thanks: CN8HY, Navy 214, Box 50, FPO, New York, N. Y. CR9AI, Box 28, Portuguese Macao. DL4QY Cpl. N. B. Reilly, Signal Branch, APO 742, % Postmaster, New York, N. Y. F8FW/FC (QSL via USKA) FA8MB, Mostaganem, Algeria. FF8AJ, Box 396, Abidjan, French West Africa. FO8AC, Georges Handerson, Avenue du Cdt. Chesse, Papeete, Tahiti. FO8AF, G. Cragnet, P. O. Box 662, Brazzaville, French Equatorial Africa. GB3SFS (QSL via RSGB) I5PP, % Post Office, Mogadiscio, Italian Somaliland. I5WF, % Post Office, Mogadiscio, Italian Somaliland. JZ0AA (QSL via VK9YY) ex-KA8RH, RFD 4, Sparta, Tenn. KG6SB, Navy 935, Box 14, FPO, San Francisco, Calif. OE5AH, Anton Hapsburg



Sonnberg, Hollabrunn, Austria ST2AR, A. E. Dowdeswell, Box 253, Khartoum, Sudan ST2NG (ex-ET2NG), P. O. Box 516, Khartoum, Sudan ex-SV0WA, Col. E. J. Beller, Gen. Del., Santa Barbara Calif. UB5CF, Box 52, Odessa, Ukraine, U.S.S.R., ex-VK1AF, A. S. Little, VK5AF, 32 Elder Terrace, Dunleath Gardens, S. Aus. VK9HO, H. T. Overend, % RTC, Kavieng T. N. G. VK9WG, Torres Crescent, Port Moresby, Papua VR2BZ/ZM7 (QSL to VR2BZ) ex-W5YAA/KG6 (QSL to W5YAA) YK1DF (QSL to YK1AJ) YN1CC, % Spanish Embassy, Managua, Nicaragua ex-YN1WC, Wayne W. Cooper, % Tropical Radio & Telegraph Co., Guatemala City, Guatemala ZD4BS, Ken Shaw, 89 Coy, WAASC, Rangoon Camp, Accra, Gold Coast ZD9AB (QSL to ZS1FD) ZM6AS, Les R. Reid, % Bank of New Zealand, Apia, Samoa ZS3AG, Mrs. M. E. van der Linde, P. O. Box 263, Tsumbe, South West Africa ZS3AH, J. Swart, % Postmaster, Gobabis, South West Africa 4S7LB, L. H. Blok, Box 907, Colombo, Ceylon.

Whence:

Asia — JA1AA briefs us on several certificate DX awards now available from JARL (Japan): AJD (All Japan Districts), based on QSO with a station in each of the JA call areas, JA1 through JA9; JA9 is now a mainland call area (ex-JA2W) and JA0 is ex-JA1W. WAJA (Worked All Japan Districts), based on QSO with each of the 46 Japanese prefectures. JCC (Japanese Century Cities), based on QSO with any 100 of 380 specified cities in Japan. Also obtainable are four new SWL awards. IRCs are necessary in most cases. As we recommend with each such overseas DX award publicized in "How's", write the societies sponsoring the awards in which you are interested to ensure your having full and accurate up-to-date information. Rules and qualifications changes are not infrequent among the majority of world-wide certifications now offered. K6DV already has won the first Stateside AJD diploma JAs 1CR and 4BB are closing in on the first postwar Japanese WAS achievement, JA1CR with 41 confirmed JA1s AA CJ and CR, with aid from JA1s CO GV and KF, are planning 160-meter tests for the coming low-band season Via W1WPO, W4PNE, and others, we hear that AC4NC has left Tibet for north India. This could be the last of the AC4s for some time OD5LJ helps pass out Lebanon contacts with an 11-tube superhet and a mere 6L6 final KR6AA expects to be back at the old W4VE stand sometime this month, possibly reassigned to Ft. Benning, Ga. W0DIB learned that prewar J6DV is listed among wartime fatalities September activity by YK1DF, a half kw, on 14 Mc., was a feature of the Damascus, Syria, International Fair. YK1AJ was the motivator From KR6OE (W3YKS, ex-W5ZRUV) on Okinawan doings: "We operate mostly 20 on voice (14-200-14,300 kc.), a bit on 15 (entire band) and 40 (c.w. only, 7100-7150 kc.). We also work some 20-meter c.w. (14,000-14,200 kc.) and, if open, hit 10 and 11." The "we" being the majority of members of the Okinawa Amateur Radio Club, which organization is contemplating arrangement of a world-wide ham-style "Okinawa Day." KR6OS (W9CDK), one of Okinawa's c.w.-hound minority, is most active between 1200 1900 GMT around 14,030 and 14,085 kc. with a modified BC-610 rig, BC-779 receiver, 8JK and ground-plane antennae. All KR6OS outboard cards are sent via bureaus, or direct when requested. If you're still in need of a KR6OS QSL, reapply; incoming cards occasionally go astray As noted by the WGDXC contingent, CR9AF figures to remain active for at least another year and VS6CQ is CQing on 160 meters W9KOK mentions a Bhutan possibility who needs only a receiver to start dishing out AC5 QSOs. Contact Mitch if you have any ideas.

Africa — "Have rebuilt the rig here with improved results, especially the tone and keying. Using three 807s in parallel and a long-wire antenna, but a beam is progressing despite material shortages." This from ZD6BX who has radioed with over 90 countries since hitting the Nyasaland ether in April. WITYQ was Vic's first New Englander. ZD6BX would like to work more 7 Mc. but a local b.c. rig on 7200 kc. makes things tough in the local BCI department ZD3BFC QSLs are getting around in force. This Gambia number employs 20 watts, an SX-28 and a long-wire VQ2GW is preening for 80-meter operation and is experimenting with a square loop all-band skywire.

Oceania — NCDXC (W6GPB) lists these VK1 calls issued so far, all QSLable via WTA (Australia): *Macquarie Island*, AC AE AF BA BS EM JT JW RB RD RF RG RL RR SW WO YM ADS; *Cocos Islands*, BJ HM; *Heard Island*, DC DY FE HV JC KJ NL PG PN RA SD SK VS UW YO YG; *Antarctica*, EG. Anybody worked 'em all? VK1AF now is VK5AF; 1FE, 4FE; 1HV, 4HV; 1PN, 3PN; 1RD, 5RD; 1RG, 5RG; and 1YG, 2YG. You'll note that a few of the suffixes were authorized for dual locations W6DZZ finds that VK1DY's Heard Island operation ordinarily is limited to 0530 0600 GMT because of power shortage. FB8s XX and ZZ pop up now and then on 20 but FB8XX also has occasional power difficulties W1WPO recorded the first postwar Sarawak credit, a VS4RO confirmation on behalf of W0ELA. The latter broke the Brunei ice in '52 as you will recall ZL1GW, once set up at the 160,000-kw. Arupuni, N. Z., power station, must then have had little concern for line-voltage regulation Oceanian tidbits courtesy W6YY: KC6AA, Yap, is most active on 7 and 21 Mc. Truk KC6s SJ and UZ are workable on 20. ZC5VR avows increased activity but VR3C knocked off for '54 as of mid-July to leave Fanning availability in the hands of VR3D. There is no British Phoenix VR1 activity as of this writing. KP6AK recently fired up a TBS-50 on Palmyra and VR6AC is about to join VR6AY as a Pitcairn active From VR2AS, concerning recent Toklaus doings: "VR2BZ is one of the crew of an RNZAF Sunderland making a government visit to the islands. He was fortunate in getting permits to use the call ZM7 during this short stay. Very little time was allowed for preparation but he managed to stow aboard a ZC1 rig for 40 and 80 and used another rig for 20. In all he had approximately 60 contacts. He had intended using 'phone but for some reason his 'phone crystal gave up the ghost." VR2BZ/ZM7 bumped into ZM7A (ZM6AR) on the islands and noted that the latter QSO'd a few locals. Watch for more extensive ZM7 activities henceforth.

Europe — Leading DXers per Finland call area are (worked/confirmed) OH1NK 161/132, OH2RY 206/176, OH3OR 180/124, OH4NF 172/152, OH5NK 173/153, OH6NZ 188/166, OH7OL 113/90 and OH8NG 104/97 In addition to PA6s you are likely to encounter special Dutch prefixes PA1 PE1 PF1 PI1 and PJ1 (not Curacao) on ham bands In 1948-49 PA0MOT signed PK calls 2XG 6XG and 6XZ. He has the logs and is willing to swap QSLs with those who still need confirmations. PA0MOT's *Call Book* QTH will suffice and full QSO data are requisite.

South America — W3DKT walked off with both the c.w. and 'phone U. S. A. awards in the 1952 LABRE (Brazil) DX Contest, results just finalized. PYs 4IE 4RJ and 9BR ran 1-2-3 in the Brazil 'phone section while PYs 1ADA 3QX and 1MK did likewise on c.w. Participants in last month's LABRE DX Test should have a good start toward WAA and WAB certificate awards DXers will regret the appearance of PY7WS in this issue's Silent Keys. Batista, an all-band enthusiast, possessed DXCC membership with 170 countries confirmed.

Hereabouts — G3AAT/OX, of the British North Greenland Expedition, had a flock of QSTs delivered by the Danish Sledge Patrol W6FSJ scheduled a business jaunt to PY3 territory and T12TG headed for a permanent



Navassa light.

W6 location The annual joint meeting of the Northern and Southern California DX Clubs is scheduled tentatively for January 15th-16th at Fresno's Hotel Californian. W6TI, chairman, is the bird to keep in touch with KC4AA (W1PST) and KC4AC (KP4TF) contemplate Navassa work à la KC4AB before year's end. W4s CQW VZQ and WN4HBC found the island itself, a 2-by-1-mile affair with 60-foot cliff sides, a proper obstacle to top preceding difficulties in gear-gathering, transportation and customs clearances. The boys peeled off a reported 1350 QSOs on 80, 40 and 20. Just as the XE gang pitched in to help out FO8AJ, Cuban amateurs gave valuable assistance on the last leg of the KC4AB sortie when customs difficulties reared their ugly heads. All in all, a DX job well done!

The World Above 50 Mc.

1210-1300

2300-2450

3300-3500

5650-5925

10,000-10,500

21,000-22,000

30,000-?

CONDUCTED BY E. P. TILTON,* WHDQ

IT ALL started in June of last year, when W4HHK, Collierville, Tennessee, and W4AO, Falls Church, Virginia, spent an entire night trying to work one another on 144 Mc. There was a widespread tropospheric opening over the Middle West and South, and W4HHK was hearing W4AO's kilowatt c.w. a good part of the time. The lower power at the other end didn't quite make it, but both parties heard strong bursts of signal from time to time throughout the tests. From typical ham curiosity about those bursts came one of the outstanding v.h.f. stories of 1954.

Burst signals from several hundred miles away were not exactly a new phenomenon. They were reported in f.m. broadcast reception back in the early '40s. TV observers have been seeing fleeting glimpses of them for several years, and they have been noted on 50 and 144 Mc. many times. But what caused them? More important, could you catch enough of them at any one time to exchange information over a path of, say, 1000 miles, on 144 Mc.?

Nightly checks by W4HHK and W4AO showed that something could be heard over their 850-mile path consistently. Often it was nothing more than a few isolated "pings," but there was something. When W4AO was called away for a considerable period, W4HHK arranged schedules of a similar nature with W2UK, New Brunswick, N. J. This is a 940-mile path, with hilly terrain close to the northeastern end. W2UK's kilowatt, feeding a 40-element array, 85 feet above ground, was received by W4HHK on practically every schedule, morning and night, months on end.

If you read the fine print of this department regularly, you already know most of the story. Not only W4HHK, but W5RCI, Marks, Miss.,


* V.H.F. Editor, QST.

was able to hear W2UK, and when W2NLY, Oak Tree, N. J., and W2AZL, Plainfield, joined the project, their signals were also heard regularly. They weren't the sort of thing you'd want for a friendly rag-chew, but they were there, every try. Much of the time there was nothing more than 5 to 30 brief "pings" in a 5-minute test period, but other times there were longer bursts. Many lasted long enough to identify calls, and some ran to 30 seconds or more of readable signal, at times screamingly strong.

This called for a long-term program to see what could be done with the phenomenon. So, for over a year now they've been at it, at the expense of untold hours of sleep, and of the kind of hamming most fellows like to engage in. Tests were made at all hours, and occasionally right through the night when things looked promising. Reel after reel of tape recordings were made and studied, in itself a time-consuming operation. Various keying speeds were tried, including those high enough to necessitate transcribing from the tapes at half speed to copy what intelligence they contained. New and bigger antennas went up: 64 elements at W2UK, 48 at W2NLY, 28 at W2AZL, a huge cotton-field rhombic at W4HHK. Noise figures of converters were squeezed for the last fraction of a decibel. Transmitter powers were upped to the maximum legal limit. And skeds — skeds — and more skeds!

When W4HHK increased his power to close to a kilowatt and shifted his frequency to that used by the W2s, other 2-meter eaves-droppers, including your conductor, found that they, too, could hear the Tennessee signal. Listening whenever it was possible to do so, we found that W4HHK bursts can be heard at WHDQ, 1020 miles, every time, and several other W1s have done equally well. W1KCS, Providence, R. I.,

◆
World's highest 2-meter station? W6RLB operated from Pikes Peak, Colorado, July 31st and August 1st. Equipment included a 4X150A coaxial-line amplifier, delivering about 100 watts antenna power, two converters, a BC-342 and a collapsible 16-element array. Best DX was more than 600 miles.
◆



1100 miles, is the most distant to date, but is obviously nowhere near the limit. If, as appears to be the case, these signals come through by reflection from ionized meteor trails in the E region of the ionosphere, they should be heard out to 1500 miles or so, at least.

Tests have been made whenever meteor showers have been in prospect, usually with only a slight enhancement in burst count or duration. An exciting period coincided with the arrival of the Perseid meteors, an annual meteor shower peaking around the middle of August. This was the prime meteor event of 1954, so extra schedules were set up to capitalize on it. Beginning August 7th, night and morning tests were made between W4HHK and W2UK, W2NLY, W2AZL and W1HDQ, whenever the working schedules of the various parties allowed. This called for W4HHK to be on the air by 0530 CST daily, but he was used to such things by then!

As the peak of the Perseids passed in mid-August, there were many more bursts recorded at both ends of the path, and more of them were of the sort that are useful for slipping across information. By fast operating, plenty of repeats, and the use of special calling, signing and signal-reporting techniques developed to suit burst-type communication, two-way contacts were made by all hands. The first meteor-scatter two-way, between W2UK and W4HHK, was reported several months ago, and the rest got theirs by Aug. 14th. More contacts should be coming up as other operators become interested in this special kind of game. October was a productive month in 1953.

During the Perseids period the signals were full of Doppler Effect "who-o-o-ps" and "yips" similar to those heard on lower frequencies when signals are bounced off meteor trails. The trouble in trying to communicate lies, apparently, in the fact that the ionization density required to bounce a 144-Mc. signal back is so great that it doesn't happen too often, nor last long enough to give us a usable signal in the normal sense. For the purpose of gathering data on a given path, transmissions of 5 minutes or longer each way are helpful. Keying speeds in excess of 20 w.p.m. are almost a necessity, and AØ tests may yield slightly

higher burst counts than keying at moderate speeds.

For exchanging information enough to qualify the work as a QSO, various special techniques have been helpful. Between W1HDQ and W4HHK we've had good luck with one-minute transmissions, precisely timed, whenever there appears to be a chance of communication. W4HHK takes the even minutes (0530 to 0531, 0532 to 0533, etc.), the writer the odd ones. The first 15 seconds of each transmission is key down to aid in locating and checking tuning. This is followed by rapid call-and-sign, call-and-sign, for the balance of the minute. When a signal is heard the one who hears it then sends the same 15-second key-down period, but follows it with one call-and-sign and the signal report, repeated as many times as possible in the balance of the minute. If the other party gets the report he comes back with the key-down 15 seconds, then "R R R" repeated rapidly. The test can be concluded then, or it can be continued as long as desired, in this way, recording results as we go along.

The signals being essentially pulses, it becomes necessary to "pulse" the information, but useful data can be exchanged. While it is a far cry from ham rag-chewing techniques, it is communication, and a mighty exciting (and often exasperating) business, too! Signal reporting is based on length of bursts. Originally, an "R" report was given, as an adaptation of the RST system, but it has been superseded by "S," leaving "R" to be used solely as an acknowledgment of information received. Bursts of short duration, pings capable of carrying little or no information, are labeled S1. Bursts up to 15 seconds, with calls or parts thereof, complete letters and other information are given S2. A rating of 3 goes to bursts of 15 seconds to 2 minutes. A solid signal of more than 2 minutes calls for a day off to celebrate, and an S4 report. S5 — how optimistic can you get? When signals appear to run to long bursts one party may send information, followed by "BK." This is pushing one's luck, but it does work now and then, and is probably more satisfying to the average ham than the 1-minute-

Landing on the "stern and rockbound coast" of Todos Santos Island, K6AM identifies the expedition. Beside him is the island's lighthouse keeper, who ferried men and gear ashore. In the rear, W6POC and W6BYE prepare for hauling gear up the 40-foot bluff.

Personnel taking part in the expedition to Todos Santos Island. *Front row:* KN6GLG (with camera), W6BYE, W6MJ, K6BXW, W6NKL. *Rear:* W6POC (straw hat), W6COH, Skipper Bruce Osborn, W6IBS, K6AM, and Cook Keith.



each-way technique. It is still well to keep closely to the one-minute schedule, even in shooting for instantaneous 2-way communication.

What does it take to turn the trick? Obviously, it's no game for the 522 addict. You have to have high power; the closer to a kilowatt the better. You need a good low-noise converter, working into a stable and selective communications receiver. (Stability, because you don't have time to fish for these signals; you have to set up your receiver and wait. Crystal filter selectivity of the medium order, for good signal-to-noise ratio.) A fairly large antenna is helpful, though good results are being achieved with arrays as small as the writer's 16-element job. You need schedules, set up precisely as to timing and frequency. And most of all, you need patience, and a willingness to take plenty of background noise on the eardrums. It's no casual sport, but the rewards are potentially high: new DX records, new states you never dreamed of working, and a chance to make a real contribution to scientific knowledge in a little-known field.

The work is attracting attention in scientific circles. A paper summarizing results to date, and tape recordings of typical signals, were prepared by the writer for presentation at the XIth General Assembly of the International Scientific Radio Union (URSI) that is to convene in the Netherlands just about as this appears in print. Much more information is needed, and you can help gather it. Burst counts, with precise timing and description, are wanted. Make tape recordings of results if you can. We need tests over shorter and longer paths, and in other directions. Off-path checks are of interest. Here is a chance to do an important job, gang. Let's go!

Bursts from Lightning, Too!

When we talk about bursts of the W4HHK-W4AO type, we must not confuse them with another kind of burst-type enhancement of v.h.f. signals that has been reported by observers for several years. This one has to do with lightning flashes.

One of the earliest to notice this effect, that we know of, was W3KUX, Washington, D. C., who discussed and checked it with W3GKP, Silver Spring, Md., some years ago. It has been noted several times this season, and a British magazine recently reported observation of it in TV work.

Sunset scene at the Todos Santos lighthouse. A 16-element 2-meter array was mounted on the lighthouse platform 100 feet above the rocks. Support in the background at the left was for a long-wire system used on 20, 40 and 75.

W9KLR, Rensselaer, Ind., heard it on the signal of W8WXV, Shiloh, Ohio, during a thunderstorm Aug. 2nd. The two stations are about 240 miles apart. Bill was hearing W8WXV at an S3 average, but on some lightning flashes his signal would rise to S8 to 9, an increase of 30 to 36 db. It sounded just like the meteor burst heard at greater distances, but the peaks were stronger than any meteor effects. Turning his array until the steady signal of W8WXV could no longer be heard, it would still pop in for a word or two on some static crashes. W1UTZ reports strong bursts on W1YQI, a distance of only 100 miles.

The writer has heard the same effect on several occasions. The distances involved are not great enough to make possible any unusual contacts. Generally, it is a matter of 100 to 300 miles or so. Meteor effects, on the other hand, are seldom observed on signals closer than about 400 miles.

Here and There on the V.H.F. Bands

This could very well be our special "expedition issue," what with all the reports and pictures we have on hand. Pikes Peak with W6RLB/ø; the Todos Santos Islands with XE6AM; Mt. Hood in Washington and Marys Peak in Oregon with W7OKV/7 and W7JIP/7; Pensacola Beach, Fla., with W5RCI/4; Mt. Agamenticus in Maine with W1UTZ/1 — these are just a few to choose from. Pack up, and come along!



The Pikes Peak operation was the first work on 144 Mc. from that famous 14,100-foot summit that we've heard of. W6RLB is shown in our first photograph, at his improvised operating position in the bunkhouse. The rig ran up to 225 watts input to a 4X150A coaxial-line amplifier, c.w. only. Two converters, one crystal-controlled and one tunable, worked into a BC-342. The antenna was a 16-element collapsible array.

Gear was set up and ready to go at 2330 MST, July 30th, but though many calls were made that night, the first contact did not come until 0614 on the 31st. W6EXX, then at the key, raised W5VWU, Albuquerque, N. Mex., about 275 miles. At 0707 contact was made with W0EMS, Adair, Iowa, just under 600 miles, and the first Iowa-to-Colorado 2-meter work on record. Signals at this time were so strong that W0EMS almost passed them up for a local, but their automatic "CQ DX" caught his attention. W0UOP, Des Moines, and W0GUD, Conway, Iowa, were worked shortly after, W0UOP being the expedition's best DX, about 630 miles. Nothing more was heard until 0900 the following morning, when W5VWU/5, Sandia Crest, N. Mex., was raised. W5UEO/5, at the same location, came along two hours later, and that was it for the boys on Pikes Peak. No near-by stations were heard at any time.

The rig was set up for automatic keying, and was allowed to run continuously at times when no signals could be heard. W6RLB would greatly appreciate hearing from anyone who might have logged their signal.

No details are in from the other expeditions that were out the same week end. W6RLB reports that the White Mountain crew ran into trouble and never did get to the top of this 14,200-footer near Bishop, Calif. Some work was done from around 13,000 feet, but we don't know how they made

Packing up for the departure. Assistant lighthouse keeper watches, as W6NKI, W6IBS and W6BYE tie expedition gear to two-wheeled cart for the haul to the landing beach. XE6AM was first amateur operation from Todos Santos Islands, and first use of XE6 prefix.



out. And no word at all has come from the Mt. Whitney expedition, for which great things were planned.

The Todos Santos expedition was a de luxe affair promoted by W6COH, Van Nuys, Calif. Jim interested some of the San Diego gang, and eventually it became a joint project of the Los Angeles 2 Meter and Down Club and the Upper Ten V.H.F. Club of San Diego. W6COH obtained permission from Mexican officials to land on the islands and to operate from there. These rocky islands are about 12 miles offshore from Ensenada, Baja California, and 60 miles south of San Diego. There had been no hamming from there previously.

Transportation was furnished by Bruce Osborn, a yachtsman of San Diego, who became interested in amateur radio when the v.h.f. men of that city provided communication for the Newport-to-Ensenada races. His 85-foot luxury yacht, the *Red Rooster*, carried the 11-man crew and gear with ease, but getting ashore and hauling the equipment to the operating position in the lighthouse was something else again. Seven round trips by rowboat by the lighthouse keeper were needed to land the gear and men. Then equipment had to be hauled up a 40-foot bluff, and toted by two-wheeled cart for three quarters of a mile.

The station was set up by moonlight, and some operating gotten in around midnight, Aug. 13th. All the following day they continued, working 109 different stations on 144 Mc., 114 and considerable DX on 20, and 40 contacts on 40 and 75. The station was dismantled early Sunday morning for the all-day trip back to San Diego. Two-way DX on 144 Mc. was the Santa Barbara area, though a report was received on 20 that the signal was heard in the San Francisco area. This has yet to be confirmed positively. The 2-meter rig was a 100-watt amplifier driven by a Gonset Communicator, feeding a 16-element vertical array mounted at the top of the lighthouse. QSLs are going out to all stations worked.

A new 10,000-Mc. record was the objective in the W7OKV-W7JIP work. These two fellows and their partners in crime had extended the record to 47.4 miles last April, and were looking for longer suitable paths. A visit to the Coast and Geodetic Survey office convinced them that the 109-mile shot from Timberline Lodge, Mt. Hood, to Marys Peak, near Corvallis, Oregon, was worth a try. There was not much to spare in regard to line of sight, the path figuring out to a scant 10 feet of clearance.

Equipment had been improved considerably over that used in the April work (more of this at a later date), enabling the stations to negotiate the greater distance. This time, signals varied all the way from S9, with complete receiver quieting, to complete fadeouts into the noise. Contact was maintained for 45 minutes. Liaison work over the path was conducted on 144 Mc. with Gonset Communicators. The one in use at W7JIP/7, shown in the photograph, was supplied and operated by W7BVV, who also provided the generator. The truck is owned by W7OAY. On hand with W7OKV/7 was W7BTF.

In case anyone would like to extend this 109-mile record, the boys are looking into paths of 200 to 250 miles for future reference. They also have some "high-power" klystrons that will put out 500 milliwatts, compared to the 20 or so delivered by the 723A/Bs.

An expedition to put Florida on the 2-meter map was conducted by W5RCI the week of Aug. 15th. Taking an

2-METER STANDINGS

Call			Call				
States	Areas	Miles	States	Areas	Miles		
W1HDQ	19	6	1020	W6PIA	3	3	1390
W1RFU	7	1150	W6WSQ	3	3	1390	
W1LZY	16	6	750	W6BAZ	3	2	320
W1CCB	16	5	550	W6NLZ	3	2	247
W1AZK	14	5	650	W6MMU	2	2	240
W1MNF	14	5	600	W6CCG	2	2	240
W1BCN	14	5	580	W6QAC	2	2	200
W1KCB	14	5	540	W6EXH	2	2	193
W1DJK	13	5	520				
W1MMN	10	5	520	W7JU	3	2	247
				W7LEE	3	2	240
W2ORI	23	8	1000	W7YZU	3	2	140
W2UK	23	7	1075	W7JUC	2	2	240
W2NLY	23	7	1050	W7RAP	2	1	165
W2AZL	21	7	1050				
W2QED	20	7	1020	W8WXP	27	8	1000
W2OPO	19	6	—	W8RFO	23	8	775
W2PAU	16	6	740	W8WJC	25	8	775
W2DFV	16	5	—	W8RMH	20	8	690
W2AMJ	14	5	550	W8DNC	20	8	670
W2BLV	14	5	700	W8DX	20	7	675
W2AOC	14	5	450	W8BAX	19	7	655
W2QNZ	14	5	400	W8REP	18	7	800
W2DFWJ	14	5	425	W8UKS	15	7	720
W2TAW	13	5	880	W8TAW	17	7	630
W2SFK	13	6	—	W8WSE	16	7	830
W2CET	13	5	405	W8SRW	16	7	700
W3RUE	23	8	950	W9EHX	23	7	725
W3NKM	19	7	690	W9FVJ	22	8	850
W3KWL	16	7	720	W9EJQ	21	8	820
W3LNA	16	7	720	W9BPV	20	7	1000
W3FPH	16	7	—	W9UCH	20	7	750
W3IBH	16	5	570	W9KLR	19	7	690
W3CKP	15	6	800	W9LJF	19	—	800
W3TDF	13	5	570	W9ALU	17	7	530
				W9KPS	17	6	600
W4HHK	26	8	1020	W9WOK	17	6	600
W4AO	22	7	950	W9ZHL	17	6	—
W4JFY	18	7	830	W9MBI	16	7	660
W4MKJ	16	7	665	W9BOY	15	6	—
W4UMP	15	6	600	W9LEE	14	6	780
W4OXC	14	7	500	W9DLE	14	6	700
W4JHC	14	5	720	W9EAN	14	7	680
W4TCR	14	5	720	W9DSP	14	5	700
W4UBY	14	5	435	W9UIA	12	7	540
W4IKZ	13	5	720	W9ZAD	11	5	700
W4JFU	13	5	720	W9GTA	11	5	540
W4ZBU	10	5	800	W9JBF	10	5	760
W4UDQ	10	5	850				
W4WCB	9	4	650	W9EMS	25	8	1175
W4TLA	7	4	850	W9GUD	22	7	1065
				W9IHD	20	7	725
W5RCI	20	7	925	W9ONQ	17	6	1090
W5JTT	14	5	670	W9INT	14	6	830
W5ONL	10	5	1400	W9ZJB	12	7	1097
W5CVJ	10	5	1180	W9OAC	12	5	725
W5AJG	10	4	1260	W9WGZ	11	5	760
W5MWW	9	4	570				
W5ML	9	3	700	VE3AIB	20	8	890
W5ABN	9	3	780	VE3DIE	17	7	790
W5ERD	8	3	570	VE3BQN	14	7	790
W5VX	7	4	—	VE3DER	13	7	800
W5VY	7	3	1200	VE3BPP	12	6	715
W5FEK	7	2	580	VE3AQQ	11	7	880
W5ONS	7	2	950	VE1QJ	11	4	800
				VE2AOK	10	5	550
W6ZL	3	3	1400				

\$29B transmitter, a crystal-controlled converter and HRO, a collapsible 16-element array and a 40-foot telescoping tower, Rex and family took off for Pensacola Beach, Fla. Result: 144-Mc. QSOs with stations in Alabama, Tennessee, Louisiana and Mississippi, most of whom had never before heard a Florida station. Not the least of the results was the annexation of state No. 26 by W4HHK. The W5RCI/4 signal was audible at W4HHK, just under 400 miles, every night and morning during the week. This demonstration by W5RCI should bestir some of the hams around Pensacola to "get cracking" on 144 Mc.

Jumping up to the northeastern corner of the country, we report a trip to Mt. Agameticus, near York, Maine, by W1UIZ. George was not able to get into operation until

(Continued on page 136)



One end of the new 109-mile 10,000-Mc. record. Atop Marys Peak, near Corvallis, Oregon, W7JIP/7 (checked shirt) talks with W7OKV/7 on Mt. Hood. Left: W7OAY; right: W7BVV talks over the 2-meter liaison circuit.

QST for

YL NEWS and VIEWS



BY ELEANOR WILSON,* W1QON

On XYLS, Too

It's heartening to learn of a club or a group of women who, though not necessarily coveting licenses of their own, nonetheless appreciate amateur radio and their licensed spouses enough to want to help them both in some way. The kind of interest and encouragement such women lend supports the hobby and results in personal harmony and happiness. More power to such XYLS! To use a trite but descriptive adjective so often lavished upon our YLs, we think the XYLS of amateur radio are "wonderful," too.

Upon realizing that about the only time the wives of members of the Evansville (Ind.) Amateur Radio Club ever saw each other was at the annual hamfest, W9MTF, Martha Young, introduced the idea of regular XYL meetings throughout the year. The idea "took" and has resulted in monthly get-togethers of the Amateur Radio Auxiliary of the Evansville Club for the past three years.¹

Martha points out that the group plans purely social programs. Members are not induced to try for ham tickets but when interest is expressed, help with code and theory is readily available. Various projects have been undertaken for the purpose of building a treasury to help furnish a clubhouse for the OMs someday. The wives also aid in such activities as running the all-important food tent on Field Day, planning programs and prizes for the annual hamfest, assisting in civil defense drills, to mention a few. In all, a very satisfactory situation — contented XYLS and pleased OMs!

The following YLs should be added to the list published here last month of those who

* YL Editor, QST. Please send all contributions to W1QON's home address: 318 Fisher St., Walpole, Mass.

¹ A description of a similar group — the XYLS of members of the Southwest Missouri Amateur Radio Club — appeared in the April, 1952, column.

The multi-appendaged YL at the rear is not a member of the South African Women's Radio Club, but eleven of the more conventionally constructed YLs at her feet are Club members. During the SARL meeting at Johannesburg in April, the girls lunched together. Those members shown are (standing, l. to r.) Toni, ZS6YL; Olga, ZS6WT; Ina, ZSINX; Mrs. D. Bennett; Cynthia; Yvonne, ZS6WV; Mrs. O. Gladwin; May, ZS6LK; Pearl, ZS6BP; (seated) Marie, ZS6KK; Theda, ZS6AIQ; Miss T. Slavin; Anita, ZS6AEU; and Diana, ZS6GH.

October 1954

assisted with the 1954 All Women's Transcontinental Air Race: W4s TYU, YYJ; K6CPX; W6s NAZ, PJU, QPI, TDL, WRT and YZU.

Make plans now to be available for the Fifteenth Annual YLRL Anniversary Party scheduled for Dec. 4th - 5th ('phone) and Dec. 11th - 12th (c.w.). Details next month.

Nets Listed by YLRL

(New Fall and Winter Schedule)

		'PHONE		
Freq. (kc.)	Day	Time	NCS	
3900	Wednesday	7:00 A.M. EST	W1VOS	
3900	Wednesday	8:00 A.M. EST	W4HLF	
3900	Wednesday	9:30 A.M. EST	W8ATB	(W8HUX alt.)
3900	Monday	3:00 P.M. PST	W7HHH	(W7SBS alt.)
3920	Wednesday	9:00 A.M. PST	W6PJF	(W6QGX alt.)
14,240	Thursday	2:00 P.M. EST	W6UHA	
28,900	First Tuesday of each month,	at 9:00 P.M. EST	(QRMary Net)	
C.W.				
3610	Wednesday	9:00 P.M. EST	W9JTX	
7034	Tuesday	1:30 P.M. PST	W7ROA	(W7RLH alt.)

Those interested in organizing other YL nets are invited to write to YLRL Vice-President W6KER, Gilda Shoblo. It is not necessary to be a member of the YLRL in order to call into the nets listed above; all YLs are welcome.

Keeping Up With the Girls

An apology to OM W3OP, Ed Knoll, of Slatings, Penna. In the August column W3OR was listed as holder of WAS/YL Certificate No. 5, when it should have been W3OP. Ed worked hard and long for the certificate, so credit is certainly due him. . . . VE3ERJ, Judy Kenneigesser, is a new nine-year-old YL from North Bay, Ontario. Judy's mother is VE3DUZ and dad is VE3ACZ. . . . W5TTU, Pat, YLRL Fifth District chairman, has accepted appointment as chairman of the nominating committee under Pres. W6CEE, and W3SVY, Loreli, has been appointed advertising chairman. . . . From W9OMZ, Jeanne, comes word of the annual get-together of the Milwaukee Radio Club's Ladies' Auxiliary on May 21st and 22nd at the Medford Hotel in Milwaukee. A party, luncheon and banquet comprised the program which 55 enjoyed, including a number of OMs. Banquet speakers were W5ZUB, Verona; W8ATB, Esther; W9SJR, Bernice; and W9KJZ, Lydia. . . . Celebrating their first anniversary of continuous weekly operation, the Los Angeles YLRC's two-meter net met for a luncheon and swimming party at the Manhattan Beach home of W6LBO, Mary. Members present were W6s CEE DXI JZA KYZ PJU QXG QOG WRT, K6s ACF ANG, KN6s DRS and DBY. . . . Second call area YLs are invited to meet on 3900 kc. at 11:00 A.M. EST on the third

(Continued on page 146)





Operating News



F. E. HANDY, WIBDI, Communications Mgr.
R. L. WHITE, WIWPO, Asst. Comm. Mgr., C.W.
PHIL SIMMONS, W1ZDP, Communications Asst.

GEORGE HART, WINJM, Natl. Emerg. Coördinator
ELLEN WHITE, WIYYM, Asst. Comm. Mgr., 'Phone
LILLIAN M. SALTER, W1ZJE, Administrative Aide

October; Get in the SET. By October most of us will have resumed our full stride in the year-round amateur activities, whether our choice is RTTY, experimenting, DX, traffic, or s.s.b. Nets by now should all be re-registered with ARRL to "make" the coming Net Directory and should now be at top-level performance, though perhaps still inviting in more representative stations to attain peak Section or Area coverage.

This is the month to check up on your individual registration — a matter for every amateur whether traffic or DX, whether v.h.f. or h.f., whether new or old-timer, to be signed up in the Amateur Radio Emergency Corps. Call your nearest ARRL Emergency Coördinator to get any news of local get-togethers and to ask about his plans. If not registered in AREC or RACES, ask for the forms to get lined up. The annual full list of ARRL Section Emergency Coördinators will appear in November of *QST*. Each October we suggest that each EC throughout the nation make the time one for annual roll call and to register amateurs newly in his group. In connection with SET, the Simulated Emergency Test goes beyond equipment testing as featured in the Field Day; it should get right down to brass tacks in applying operational and organizational deployment of amateur communications and RACES groups at the local levels. Going afiel has high values, but the local application of our communication circuits to fill the gap in different simulated contingencies, while not having all the holiday aspects of FD, is the road to practical preparedness. The respect we carry as an institution of individuals dedicated to communicating capabilities will always be in proportion to our *performance*, and our ability

to demonstrate practical results in this emergency field. So October brings the call to get into this side of things, by enlistment, by participation, by cooperation, and by putting forward inquiries and suggestions as necessary to develop and further individual radio tests, under the auspices of designated local Radio Officers and ARRL Emergency Coördinators.

Longest Message of the Month? Stan Surber, W9NZZ, Peru, Indiana, carries on his skeds with the Arctic. In early August he got his longest message copied to date — a total of 2132 words — from one of the most northern isolated stations, two skeds being required to complete the traffic through QSB, QRM, etc.

An Official Observer Suggests. Few amateurs get to study signal and operating defects as thoroughly and consistently as ARRL Official Observers. It *should* help each of us to measure up to proper human standards of consideration, cooperation and friendliness in operating to study conditions and principles made evident in the report of Observer J. W. Geppert, W0CXE.

"The practice of leaving a transmitter on a frequency and then throwing it on the air the following day and whistling a CQ *without checking* as to whether the frequency is occupied seems far too much in vogue today. Those recently licensed seem inclined to be careful in this respect. Those more experienced, who have become careless in the points of operating care that mean so much to all, are urged to renew this consideration and courtesy. To do so always pays personal dividends in the friendship and regard of other amateurs!

"Overmodulation and disturbing side-splatter are also observed as too-common headaches to the OO and fraternity generally. Too many amateurs keep the gain up too high. When the peaks run more than 100 per cent it results in broken up, cracked up, indistinct modulation no longer confined to the 6 kc. near the signal frequency. This limits the use of the band by other amateurs, unless they quite properly call over the landline or drop a friendly postal card to the offender or even offer help in rectifying a situation caused by misunderstanding instead of deliberation. One amateur even wrote this observer asking 'what do you mean by a dummy antenna, and what is a monitor?' and yet this fellow goes on the air a lot. It is criminal to *compliment* stations when constructive criticism is in order, and misleading as well. Genuinely constructive criticism that results in consistent

A.R.R.L. ACTIVITIES CALENDAR

Oct. 8th: CP Qualifying Run — W6OWP
Oct. 9th-10th: Simulated Emergency Test
Oct. 12th: CP Qualifying Run — W1AW
Oct. 16th-17th: CD QSO Party (c.w.)
Oct. 23rd-24th: CD QSO Party ('phone)
Nov. 6th: CP Qualifying Run — W6OWP
Nov. 13th-14th, 20th-21st: Sweepstakes
Nov. 17th: CP Qualifying Run — W1AW
Dec. 4th: CP Qualifying Run — W6OWP
Dec. 16th: CP Qualifying Run — W1AW
Jan. 7th: CP Qualifying Run — W6OWP
Jan. 8th-9th: V.H.F. Sweepstakes
Jan. 8th-23rd: Novice Round-up
Jan. 14th: CP Qualifying Run — W1AW
Jan. 15th-16th: CD QSO Party (c.w.)
Jan. 22nd-23rd: CD QSO Party ('phone)

signal improvement makes the amateur receiving it a really superior 'citizen' and deserves his appreciation.

"Here are three of several possible points that could be included in an Oath for Amateur Radio Operators similar to the Oath of Hippocrates subscribed to in the medical fraternity:

- (1) I will listen well on a frequency to see that it is clear before transmitting.
- (2) I will check the frequency of my transmitter before going on the air.
- (3) I will monitor my audio . . . and keying."

To live up to precepts one and three of The Amateur's Code, subscribed to also by those in the Royal Order of the Wouff Hong, an amateur as a *minimum* certainly will follow all operating practices in keeping with W0CXE's points. All our stations are dedicated to technical improvement and so ought to include break-in, push-to-talk, arrangement of operating controls to simplify and speed up operations, facilitate checks and reliable changes of frequency, and ability to check modulation *without* the presence of the signal on the air. So let's make it a point to wonder to ourselves if our personal operating *really* is the kind we admire in the other guy on the air, and set ourselves some goals to bring it to even higher standards than before! Operating improvement certainly can condone no such unintelligent practices as five-minute CQ calls without signing. Prime requirements are use of concise procedure, 'phonetics only when really needed, use of proper ending signals and international abbreviations, and observance of complete message forms, procedures and self-disciplined circuit behavior meeting the top traditions that distinguish the two-way communicator from a mere broadcaster.

Check on Your Ticket. When starting fall operating it is a good time to check up on tickets, so many of which run out during '53. On renewals one must affirm active operation under one's license for at least *two hours* during the last three months of the license term, or *five hours* during the last twelve months of the license. Operating time is determined as the total of that accumulated in the log between the beginning and end of QSOs and may be either by voice or c.w. Active duty in the armed services may waive this activity requirement.

All renewals require only submission of the streamlined Form 405A, but if new or modified license as to address or other factor is required, get the longer FCC Form 610 application.

BPL To Have Multi-Operator Category. Effective next month the Brass Pounders League listing in *QST* will show a breakdown identifying the *more-than-one-operator stations*. This is just a reminder to all those who report traffic to be sure to indicate with their reports that the work all was individually handled on amateur frequencies where this is the case, and to identify a station report as to the number of operators concerned in handling of the reported traffic during the month when it is a multi-operator report.

All who handle traffic within the Field Organization Sections listed in *QST* are cordially invited to send a report at the end of each month, summarizing this work, direct to their SCM whose address is given on page 6. Any message totals reported, of course, should include only traffic handled on *amateur frequencies*, a matter of note for any station that has a dual status and changes frequency and call identity between CAP or MARS and amateur frequencies. Incidentally, handling traffic and reporting it to one's SCM is one of the best ways to gain know-how in terms of operating procedure, code speed and ability to take it down under adverse as well as ideal circumstances. It also immediately puts you in line with the SCM as one of his reliable stations, a likely prospect for official-station appointments. For those new to the traffic game let us add that the system for counting messages for report is explained fully in the booklet *Operating an Amateur Radio Station*. While 25¢ to non-members, all who are active within the ARRL fraternity may obtain this publication free on request.

— F. E. H.

DX CENTURY CLUB AWARDS

HONOR ROLL

W1FH 252	G2PL 247	W2BXA 241
W8HGW 251	W6AM 246	W4BPD 241
W6VFR 249	W3GHD 244	G6EH 241
W3BES 248	W3JTC 242	G8ZO 241
W0YXO 248	W3KT 242	W6MEK 240
W6ENV 247	W6SN 242	L66DJX 240

RADIOTELEPHONE

PY2CK 232	XE1AC 215	WINWO 212
W1FH 224	W8HGW 214	W9RBI 210
VQ4RR 222	W1JGX 212	SM5KP 207
Z86BW 216	W1MCW 212	W2APU 202

From July 15 to August 15, 1954, DXCC certificates and endorsements based on postwar contacts with 100-or-more countries have been issued by the ARRL Communications Department to the amateurs listed below.

NEW MEMBERS

OZ7KP 160	I1BLF 108	PY1ANR 102
W9ZPT 136	ZL4JA 108	G3CAF 101
D1LJW 124	VE1ZZ 107	W6GFB 100
W6WVU 114	N12AM 107	W8IV 100
W3ECR 112	YU8AB 103	W6NLY 100
LA4KD 110		G2FXB 100

RADIOTELEPHONE

I1ALI 107	W9ZPT 103	W0EHF 103
PY6DP 104		OZ7BG 100

ENDORSEMENTS

W2WZ 231	W5BZT 162	W1CKU 120
W6RW 221	W9QIV 151	W3EBB 120
KZ5CP 194	W6LDJ 147	FQ8AP 120
W4RBQ 190	W5LV 141	KP4JE 120
W5CEW 180	W9GDI 135	W21JU 115
W7HXG 180	G8PL 131	W3HUV 111
W0TKX 180	W2BBK 130	W5VIR 110
	PA9XE 124	

RADIOTELEPHONE

W9RNK 160	W6GVM 131	I1CQD 120
W6NCG 150	W3UIP 130	PY4AJD 111
K17AFR 141	W4NYN 120	W2BRV 110

CALL AREA LEADERS

W5MIS 238	W7AMX 236	VE4RO 221
	W9RBI 234	

RADIOTELEPHONE

W3JNN 201	W6AM 195	W7HIA 175
W4EWY 172	W6DI 195	W0ATW 162
W5BGF 201		VE3KF 163



With the AREC

Elsewhere in this issue of *QST* you will find the announcement of the annual Simulated Emergency Test. Concurrent with receipt of this issue of *QST*, Emergency Coordinators should be receiving copies of the annual Simulated Emergency Test Bulletin. The SET date has appeared in the Activities Calendar since the issuance of June *QST* (in late May). The bulletin is not a notice that there will be a test, but a last-minute reminder and a conveyer of late information, if any, on who and what will be going on at national level; also to bring along reporting forms and point-scoring information.

Actually, the pattern will not be changed from previous years. The nominal week end for holding the exercise, when stations will be on looking for your traffic, is the week end of October 9th-10th. W1AW and other Connecticut stations will be covering the National Calling and Emergency Frequencies for headquarters traffic, and Red Cross sponsored stations will be on deck to do their part, as usual. Civil defense traffic will probably centralize at state or regional level, as last year. In addition, we're hoping the bulletin will carry all such information.

What we wanted to point out here is one added attraction this year: W1AW will carry a special simulated emergency message on most of the National Calling and Emergency Frequencies sometime during the week end. Its exact time of transmission will not be known, and its receipt will depend on the alertness of those monitoring the NCE frequencies. Those who receive the message and submit copies will get special *QST* mention. At this stage, details of the transmissions still have to be worked out. For now, suffice it to say that a TEA (Test Emergency Alert) will be transmitted from W1AW — and perhaps from other stations — during the SET week end, constituting an added attraction to our annual Simulated Emergency Test.

Hope you are planning to take part, OMI! It's important to us that you do.

At approximately 1030, July 16th, an explosion occurred on the premises of the Kent Mfg. Co., Chestertown, Md., supposedly in the powder drying oven within the plant, which was engaged in the manufacturing of munitions for the armed services and of fireworks. There were several explosions, totally destroying a number of buildings. There were 10 known dead, 4 missing, and between 50 and 60 injured. The Maryland Emergency 'Phone Net swung into action with W3OHI as NCS shortly before noon and remained in action until shortly after midnight, when the emergency was declared to be over. At 1450 the FCC ordered that 3820 kc., and a band 10 kc. wide centered on that frequency, be declared a voluntary emergency frequency. This order was officially rescinded at 0006, July 17th.

W3ZA/mobile was in Centerville, Md., at the time of the disaster and provided the link into the MEPN in the early stages of operation, and was finally able to get into Chestertown. He forwarded many messages from the Red Cross to the net for delivery. In the early evening W3UQS/mobile

drove to Chestertown in order to relieve W3ZA. W3EQK/mobile also drove to Chestertown.

In addition to W3OHI, those participating in handling of net control were W3s NJT WEH PRL HWZ. There was considerable QRM on the frequency which made it difficult to read the mobiles from Chestertown. The prior formation of the emergency net and the experience acquired through repetitive drills in handling messages proved the effectiveness of such a net when it automatically went into action and produced such excellent results on this occasion. The response was automatic because this group had drilled for several years for such an occasion and was ready and willing to provide communication when it was badly needed. Practically every member stood by during the night to handle any traffic. Several W2s, as well as several members of the Pennsylvania 'Phone Net, including K2GMW and W3RSC, assisted when propagation conditions were unfavorable.

— W3PRL, SEC Md.-Del.-D. C.

On the evening of July 31st two storms of considerable intensity struck the Haverhill, Mass., area shortly before 1800. They were accompanied by very severe high twisting winds and severe lightning. The storm took down dozens of trees, high-voltage distribution lines, telephone cables and fire-box lines. The civil defense communications division was on duty shortly after 1800 and continued to function until after 0100. Mobile-to-mobile and mobile-to-base radio communications were carried on, using both city-owned and amateur-owned equipment. Some had roof-mounted speakers for p.a. work. Communications were provided between Auxiliary Police units at disaster points and the Auxiliary Police headquarters. WINAG patrolled parts of the city where the fire alarm department reported open fire-box circuits. Hams participating on an active or stand-by basis were: W1s FW TOY ZUB NAG QZS SNZ SIX RYV WTK UHH and LHT.

Operating under true emergency conditions was a rare opportunity and the efficiency with which so many disaster points were effectively covered resulted in praise and declarations from the e.d. director, Chief of the Auxiliary Police, Superintendent of Public Works, Chief of the Fire Department, and the local newspaper.

— W1CCF, Chief of CD Communications, Haverhill, Massachusetts

Amateurs in and around Austin, Texas, mostly members of the Austin Amateur Radio Club, were able to render considerable assistance recently during two raging forest fires in that area.

The first fire broke out on July 26th near Dodd City and burned on a six-mile front for two days. W5TFY was set up as local control station on 29.2 Mc., and his 'phone patch was used to good effect in handling traffic between the fire area and Austin. W5OEE, who put the loudest mobile signal back into Austin, was set up at a strategic point to serve as relay back to W5TFY, and as control for other mobiles at the scene. These latter were assigned to various firefighting units, and served as liaison among the various units, each of which had two-way equipment but on different frequencies. The amateur mobiles also patrolled the perimeter of the fire via back roads and reported to the Texas Dept. of Public Safety and the Travis County Sheriff's Department. About 80 per cent of the traffic was official, the other 20 per cent being personal traffic for the firefighters, plus news dispatches for the b.c. and TV stations. Total participation the first day ran about 14 hours, securing at 0600 on July 27th. At 1530 that afternoon, due to the advent of a high wind, several units were sent back to the scene for patrol work, but on this occasion the fire did not get out of control.

For the first time, the Fort Worth AREC participated in a simulated emergency test sponsored by Carswell Air Force Base. Casualty and medical reports were originated in the field and relayed to a command post at the Eagle Mountain National Guard Base via mobile units. The picture shows one of the mobile units in action with an Air Force officer at the mike while W5CVW operates the controls and W5UXQ looks on.

QST for



On July 29th another fire broke out about 10 miles away, near Jonestown, Texas. The Texas Department of Public Safety and the Texas Division of Defense and Disaster Relief called the Austin club to request assistance. The same gang went into action, and the club's 3-kw. power unit was taken along. W5ANQ was set up as control station with a rack-mounted rig in the back seat of his car. The generator, the rig and a ground-plane antenna made the set-up most acceptable for control purposes. Benefiting from past action, all units were in operation in jig time, even though there was an entirely new crew of officials to work with. Operation was very similar to that of the previous fire, except that very little personal traffic was handled. W5ANQ/5 laid a strong signal into Austin, making liaison with officials there perfect. When the operation was over, the fellows returned to town with cars full of ashes and lungs full of smoke. W5FXN, who reported all this, says his buggy still smells like the inside of a fireplace.

Thanks to a group of W6s who QSY'd off 29.2 Mc., when skip was on, to avoid interfering with the operation. W5FXN lists the following mobiles as having participated: W6s OEE OMP TQL ANQ PRO NXD QZZ RSA KNM FXN QDX VQU. W5TFY was the only fixed station. Much favorable publicity was received, most of it through TV and radio stations, for whom the Austin gang handled much traffic. A good two days' work, fellows.

On July 20th a vicious summer wind and rainstorm ripped Fort Wayne and northern Indiana. The wind velocity was estimated at up to 100 m.p.h. Damage consisted of downed power lines and uprooted trees. The power lines being out put the city into inky blackness, with even the traffic lights out. The uprooted trees blocked streets, opened gas and water mains, broke trolley and power lines and caved in homes and cars. About 25,000 telephones were put out of order. The storm hit the city about 1930 CDT. At 2030 W9UDD/9 was in operation at No. 1 Fire House, on the 10-meter 'phone net and mobiles started checking in.

The City Signal Department requested the following aid:

- locate and report obstructions of main arteries;
- check open routes to hospitals;
- report open routes in event of fire runs;
- check with auxiliary c.d. police on duty to see if traffic obstruction was reported;
- locate, investigate and report all downed wires;
- pick up and distribute warning flares to road blocks.

There were nets in operation on 29 and 14 Mc. Between 60 and 100 messages were handled. At net control the operators were W9s UDD QXF SWH KNT FXV and EOG. All these boys did a wonderful job. When net control had power failure W9SWH took over net control until power was restored. Stations participating were W9s UDD APW CPL NAH SWH CLZ BKJ BRW CXP BYR KNT NYK TDU LDL EOG QXF SNT HLY and BRN. At 2330 the call came through from the city Signal Department to fold up the net. A great big thank-you was given to all hams.

On July 22nd I was handed a letter from Robert Gaskill, Superintendent of the city Signal Service Department, thanking us for our job. This letter is placed in the club log.

— W9BEM, EC Allen County, Ind.

Thirteen SEC reports were received for June activities, representing 4087 AREC members. No new sections represented. This is an increase of one report over 1953's June record. Not bad; but then, not good. As of midyear, 23 different sections have reported 88 times. At this time last year, we had 77 reports from 21 different sections. The following sections are in the 100-per-cent column for 1954, up to and including June: W.N.Y., N.Y.C.-L.I., S. Dak., E. Bay, Los A., E. Fla., and Wis. The following have missed only one report: West Va., Nevada, N. Tex., and Tenn. Others who have reported this year: N. Mex., Mont., Ont., Alaska, W. Fla., Nebr., San Joaquin Valley, Georgia, Sask., Idaho, Md.-Del.-D.C., and Colo.

ELECTION NOTICE

(To all ARRL members residing in the Sections listed below.) You are hereby notified that an election for Section Communications Manager is about to be held in your respective Section. This notice supersedes previous notices.

Nominating petitions are solicited. The signatures of five or more ARRL full members of the Section concerned, in good standing, are required on each petition. No member shall sign more than one petition.

Each candidate for Section Communications Manager must have been a licensed amateur for at least two years and similarly a full member of the League for at least one continuous year immediately prior to his nomination.

Petitions must be in West Hartford, Conn., on or before noon on the closing dates specified. In cases where no valid nominating petitions were received in response to previous notices, the closing dates are set ahead to the dates given herewith. The complete name, address, and station call of the candidate should be included with the petition. It is advisable that eight or ten full-member signatures be obtained, since on checking names against Headquarters files, with no time to return invalid petitions for additions, a petition may be found invalid by reason of expiring memberships, individual signers uncertain or ignorant of their membership status, etc.

The following nomination form is suggested: (Signers will please add city and street addresses to facilitate checking membership.)

Communications Manager, ARRL. [place and date]
38 La Salle Road, West Hartford, Conn.

We, the undersigned full members of the
..... ARRL Section of the
Division, hereby nominate
as candidate for Section Communications Manager for this
Section for the next two-year term of office.

Elections will take place immediately after the closing dates specified for receipt of nominating petitions. The ballots mailed from Headquarters to full members will list in alphabetical sequence the names of all eligible candidates.

You are urged to take the initiative and file nominating petitions immediately. This is your opportunity to put the man of your choice in office.

— F. E. Handy, Communications Manager

Section	Closing Date	SCM	Present Term Ends
Yukon *	Oct. 15, 1954	W. R. Williamson	Mar. 17, 1949
West Indies	Oct. 15, 1954	William Werner	Aug. 15, 1952
Utah	Oct. 15, 1954	Floyd L. Hinshaw	Feb. 19, 1954
Nebraska	Oct. 15, 1954	Floyd B. Campbell	Aug. 15, 1954
Arkansas	Oct. 15, 1954	Fred Ward	Aug. 16, 1954
Rhode Island	Oct. 15, 1954	Merrill D. Randall	Oct. 1, 1954
Saskatchewan *	Oct. 15, 1954	Harold R. Horn	Dec. 15, 1954
Hawaii	Nov. 15, 1954	James E. Keefer	Resigned
Colorado	Dec. 15, 1954	Karl Brueggeman	Feb. 16, 1955
Sacramento Valley	Dec. 15, 1954	Harold L. Lucero	Feb. 16, 1955
Michigan	Dec. 15, 1954	Fabian T. McAllister	Feb. 17, 1955
Minnesota	Dec. 15, 1954	Charles M. Bove	Feb. 17, 1955
Missouri	Dec. 15, 1954	C. L. Arundale	Mar. 1, 1955
Oregon	Dec. 15, 1954	John M. Carroll	Mar. 1, 1955
Manitoba *	Dec. 15, 1954	Leonard E. Cuff	Mar. 2, 1955
Mississippi	Dec. 15, 1954	Dr. A. R. Cortese	Mar. 8, 1955
British Columbia *	Jan. 14, 1955	Peter McIntyre	Mar. 13, 1955
Western Pennsylvania	Jan. 14, 1955	R. M. Heck	Mar. 17, 1955
Md.-Del.-D.C.	Jan. 14, 1955	Arthur W. Plummer	Mar. 21, 1955

* In Canadian Sections nominating petitions for Section Managers must be addressed to Canadian Director Alex Reid, 169 Logan Ave., St. Lambert, Quebec. To be valid, petitions must be filed with him on or before closing dates named.

ELECTION RESULTS

Valid petitions nominating a single candidate as Section Manager were filed by members in the following Sections, completing their election in accordance with regular League policy, each term of office starting on the date given.

Northern New Jersey	Lloyd H. Manamon, W2VQR	July 26, 1954
Nevada	Ray T. Warner, W7JU	Aug. 16, 1954
Kentucky	Robert E. Fields, W4SBI	Aug. 16, 1954
Canal Zone	Roger M. Howe, KZ6RM	Oct. 1, 1954
Santa Clara Valley	R. Paul Tibbs, W6WGO	Oct. 15, 1954

In the Montana Section of the Northwestern Division, Mr. Leslie E. Crouter, W7CT, Mr. Walter R. Marten, W7KUH, and Mr. Ralph L. Arthur, W7EWR, were nominated. Mr. Crouter received 52 votes, Mr. Marten received 47 votes, and Mr. Arthur received 36 votes. Mr. Crouter's term of office began Sept. 1, 1954.

JULY CD QSO PARTIES

The number of whopping big scores shown below indicates just how popular the quarterly CD Parties are among ARRL appointees!

More such funfests are scheduled for the week ends of October 16th-17th (c.w.) and 23rd-24th ('phone). Any holder of an ARRL appointment or office will be eligible to participate on both modes. If you're interested in organized operating activities and don't already hold an appointment, look over the list of them in the booklet *Operating an Amateur Radio Station* (sent free to League members upon request) or the *Handbook* and decide which best suits your particular qualifications. Then write to your SCM or the ARRL Communications Department for information on how to receive the appointment of your choosing.

Figures after each call indicate claimed score, number of contacts and number of ARRL sections worked. Final and complete results will appear in the October CD Bulletin.

C. W.	K2ERC	55,600-273-40
W6MUR.....	VE6ER.....	55,154-131-46
W4KFC.....	W9SDX.....	54,990-227-47
W4YHD.....	W7FDL.....	54,760-149-42
W0JPH/9.....	W1AQE.....	53,480-243-44
W4PNK.....	W4LAP.....	51,750-225-46
W1TYQ.....	K2FB.....	51,255-194-61
W7PCZ.....	W2HWH.....	50,850-226-45
W2ANG/2.....		
W1ZDP.....		
W4BZE.....		
W7CCG.....		
W5TFB.....		
W4YZC.....		
W1RAN.....		
W1WPO.....		
W2IEP.....		
W4SAT/2.....		
W1EOB.....		
W5DWT.....		
W1INF.....		
VE1ZZ.....		
W2COU.....		
W9NH.....		
W3QOR/3.....		
W1EPE.....		
W9OKI.....		
W1AW.....		
W1NOH.....		
W1WEP.....		

* W1VMW, opr. 2 W1WPR, opr. 3 W8CTS, opr. 4 W1s YFM YSW, W9OHX, oprs.

CODE-PROFICIENCY PROGRAM

Twice each month special transmissions are made to enable you to qualify for the ARRL Code Proficiency Certificate. The next qualifying run from W1AW will be made on October 12th at 2130 EST. Identical texts will be sent simultaneously by automatic transmitters on 1885, 3555, 7125, 14,100, 21,020, 52,000 and 145,600 kc. The next qualifying run from W6WFP only will be transmitted on October 8th at 2100 PST on 3500 and 7138 kc.

Any person may apply; neither ARRL membership nor an amateur license is required. Send copies of all qualifying runs to ARRL for grading, stating the call of the station you copied. If you qualify at one of the six speeds transmitted, 10 through 35 w.p.m., you will receive a certificate. If your initial qualification is for a speed below 35 w.p.m., you may try later for endorsement stickers.

Code-practice transmissions will be made from W1AW each evening at 2130 EST. Speeds are 15, 20, 25, 30 and

35 w.p.m. on Monday, Wednesday and Friday, and 5, 7½, 10 and 13 w.p.m. on Sunday, Tuesday, Thursday and Saturday. Approximately 10 minutes' practice is given at each speed. References to texts used on several of the transmissions are given below. These make it possible to check your copy. For practice purposes the order of words in each line of QST text sometimes is reversed.

Date Subject of Practice Text from August QST

- Oct. 1st: *Twenty-Five Watts Under the Dash*, p. 10
- Oct. 5th: *A Civil Defense Control-Station Transmitter*, p. 16
- Oct. 7th: *How to Tune a Single-Sideband Signal*, p. 20
- Oct. 13th: *Etched Circuitry for the Ham - Now!*, p. 21
- Oct. 19th: *The "Connecticut Kilowatt"*, p. 30
- Oct. 22nd: *Some Checks on 10-Meter Mobile Whips*, p. 34
- Oct. 25th: *Let's Meet Mr. Ionosphere*, p. 36
- Oct. 28th: *Coast to Coast on 144 Mc.*, p. 62

TRAFFIC TOPICS

Not so long ago, one of our traffic men pointed out to us that a friend of his who worked for the Post Office Department had told him that message delivery cards, if undeliverable, would not be returned to sender by the post office unless the return address and the pledge "Return Postage Guaranteed" were printed (not written, typed or stamped) on the address side of the card. This was news to us, and it raised the ugly prospect that we had been improperly advising our members all these years.

So we investigated. Inquiry at the Hartford post office failed to produce a decisive answer, so we wrote a letter to the Great White Father in Washington. We quote from part of the reply: "While it is preferable that the sender's pledge to pay return postage . . . be printed in ordinary printer's type, this is not required. Such pledge may be handstamped, handwritten or typewritten." So relax, fellows, if any of you have been worrying about this. The letter goes in our archives for future reference should the matter come up again.

The advent of BPL medallions has necessitated a re-defining of Communications Department policy in regard to BPL listings. This is explained in full in the Operating News lead this month. We suggest that all interested traffic-fickers give it careful reading.

Traffic men should have plenty of work to do in the forthcoming Simulated Emergency Test. See the announcement elsewhere in this issue of QST. The long-haul phase is just one of several in the SET picture, but it is one in which our traffic nets can operate to best advantage. We suggest you plan now to operate your net in regular session over the October 9th-10th week end.

WSAMH reports a count of 620 messages in July on the Early Bird Net. On TCRN (Transcontinental Relay Net), W3CVE reports July activities as 31 sessions, 3192 traffic total (averaging about 100 per session) by seven participating stations.

Have you registered your net? Better take care of it, OM!

National Traffic System. A fairly good crop of section nets is now reporting regularly for this column. We have been asked whether such reports are encouraged or merely tolerated. The answer is that of course they are encouraged, and any NTS section net manager who wishes to add his net's totals to the over-all NTS listing is urged to send us a report sometime before the fifteenth of the month.

We warned you that some day we would print a picture of W1NJM in "Traffic Topics" if you didn't come through with more pictures. Here it is, with W8UKV (on divan) and W2RTZ (who took picture) visiting. Exciters for 40 and 80 on the shelf, amplifier and modulator in rack to far right, just visible . . . about 500 watts input under full steam . . . walls and ceiling of shack almost completely covered by QSL cards. Well, you asked for it — gruesome, ain't it?

QST for



All we need is the month's traffic total (see March 1953 *QST*, page 68), the number of sessions, and the average per session. Regular NTS reporting forms are available if you want them.

The report to these headquarters for the NTS column should not be a substitute for reporting section net activity to your SCM. All we can use in this column are the figures; other data should go to your SCM for his section activities column. Remember, a section net is not an NTS section net unless it operates at NTS section level by sending a representative to all sessions of its NTS regional net.

July reports:

Net	Sessions	Traffic	Rate	Average	Representation (%)
EAN	22	489	0.58	22.0	96.9
PAN	20	407	0.33	20.0	72.5
1RN	22	288	0.46	13.0	94.2
2RN	22	135	0.18	6.3	93.9
3RN	22	105	0.29	4.8	92.4
4RN	44	102	0.23	2.0	39.1
RN5	19	146	—	7.7	45.5
RN7	53	355	—	6.7	32.6
8RN	18	81	—	4.5	79.6
9RN	32	237	0.52	7.4	49.2
TEN	71	1357	—	19.1	60.6
TRN	25	47	0.23	1.9	57.3
Sections *	285	1746	—	6.1	—
Summary	655	5495	LAN	8.4	EAN
Record	655	6145	—	15.2	—

* Section nets reporting: BAN (Calif.), LSN (Los A.), WSN (Wash.), CN (Conn.), AENB (Ala. e.w.), AENP (Ala. 'phone), QKS/QKS-SS (Kans.), WVN (W. Va.), Tenn. Summer, Minn. 'phone, ILN (Ill.).

W10AK has earned her EAN certificate. W6UTV continues to report PAN activities. New 1RN certificates have been awarded to W1s UNG TSZ VVA ZNQ CDX COC HRC SRM TVJ and WCG; July attendance included 39 different stations. An attendance record of 100 per cent on EAN was maintained by 2RN during July despite summer vacations; certificates have been issued to W2s ZRC IVU EMW IMU and K2BJS. RN5 is doing well on a reduced schedule. W7KZ has taken hold as RN7 manager. More representation from Indiana and Kentucky is needed by 9RN; only three times out of 32 for Indiana, none at all for Kentucky. VE3GI is taking over the reins of TRN management from VE3BUR on October 1st.

The status of TCC is still a bit on the questionable side. In the Eastern Area there are very few vacancies, but plenty in the Central and Pacific Areas. Very few reports of TCC stations were received during July. Those who are holding the fort are amply demonstrating that it can be done, even in summertime. TCC directors are W6JZ (Pacific Area), W9JUU (Central Area) and W8UPB (Eastern Area). How about some of you Midwesterners and Far Westerners lending a hand? Write to your Area Director or ARRL Headquarters (W1NJM) for details.

IDEAS FOR YOUR CLUB

The Riverside Amateur Radio Club (Greenville, Miss.) in its August issue of *RARC News* indicates the club's intention to offer certain cups for the highest operating achievements in the club. A Novice WAS cup will be held by the Novice working WAS until another Novice wins it. There is a "Ramblin' R.F. Award" to be held each year, with the winner's name engraved for the 12-month accomplishment of that club member who gets the most out-of-state QSLs during each year. The club also issues a lively monthly bulletin, holds mobile transmitter hunts, and has other activities planned. On August 8th RARC conducted a competition (3885 kc., crystal or VFO) to determine which mobile had optimum field strength and pattern for its power input.

WIAW OPERATING NOTE

The fall-winter WIAW operating and general-contact schedule appeared on page 70 of September *QST*. See that issue for complete information on when and where to look for the ARRL Headquarters station.

BRASS POUNDERS LEAGUE

Winners of BPL Certificates for July traffic:

Call	Orig.	Recd.	Rel.	Del.	Total
W3GUL	191	2564	2188	697	5640
K6GUSA	45	2655	1265	45	2620
K6AIR	19	1195	1145	53	2412
W3WJQ	86	965	916	47	2014
W6SWP	45	855	701	145	1746
W7BA	22	859	826	31	1738
K6FDG	58	774	748	35	1645
K6FAB	27	703	686	18	1444
K6FCZ	51	668	642	26	1387
K4WAR	218	524	546	96	1384
W2JOA	32	661	615	109	1367
W6SOA	1	620	634	15	1310
W6MIN	31	628	517	110	1286
K6BAF	92	430	322	47	1091
W8DO	5	536	513	28	1082
W9JUU	16	505	522	27	1070
W4USA	70	440	393	117	1020
W6CPL	11	460	393	67	931
W7PGY	5	459	425	34	923
W9NZZ	289	314	3	3	310
K2EP	8	427	397	22	854
W7FRU	7	414	372	42	835
K6FCY	211	308	269	39	827
W6GAR	4	394	393	5	796
W6BJC	9	376	353	23	751
W2KEB	29	354	342	94	739
W2KPV	6	361	360	21	728
W8RTA	22	347	312	24	705
W6ELQ	6	327	277	52	682
W6UBW	173	39	302	93	657
W6LYG	12	317	207	110	644
K6FAM	22	317	243	31	613
W6CXY	3	299	268	41	606
W6QMO	32	239	222	60	603
W6PHT	23	239	231	54	597
W4WOG	12	279	277	1	559
W2ZY	17	272	140	130	559
W4OGG	12	265	239	22	538
W1UKO	13	246	236	19	504
W8BLI	14	250	229	11	504
Late Reports:					
W6LAB (June)	77	1735	1650	83	3545
W9VBZ (June)	124	744	635	123	1626
K6FAE (May)	17	733	733	19	1502
K6FCZ (June)	23	624	614	10	1276
W4USA (June)	65	560	540	83	1248
W7PGY (June)	9	569	485	84	1147
W2BG (June)	15	535	500	25	1075
W8USA (June)	38	438	337	135	948
W6LYG (June)	24	349	229	120	722
K6FAE (April)	0	317	299	20	636
W9CXY (June)	45	232	210	21	508
W4PJU (June)	2	252	201	51	500

BPL for 100 or more originations-plus deliveries:

K2FAV	279	W1VVA	107	Late Reports:	
W6GN	259	K6WA	106	W4BA (June)	233
W6MLR	132	W6GBJ	103	W3CVE (June)	123
W6USY	132	W8RO	102	W9SAA (June)	121
W4DRD	109			W9UNJ (June)	112

The BPL is open to all amateurs in the United States, Canada, Cuba, and U.S. possessions who report to their SCM a message total of 500 or more, or 100 or more originations-plus-deliveries for any calendar month. All messages must be handled on amateur frequencies, within 48 hours of receipt, in standard ARRL form.

NATIONAL CALLING AND EMERGENCY FREQUENCIES

C. W. 'PHONE

3550 kc.	14,050 kc.	3875 kc.	14,225 kc.
7100 kc.	21,050 kc.	7250 kc.	21,400 kc.
28,100 kc.		29,640 kc.	

During periods of communications emergency these channels will be monitored for emergency traffic. At other times, these frequencies can be used as general calling frequencies to expedite general traffic movement between amateur stations. Emergency traffic has precedence. After contact has been made the frequency should be vacated immediately to accommodate other callers.

The following are the National Calling and Emergency Frequencies for Canada: *see* — 3535, 7050, 14,060; *phone* — 3765, 14,160, 28,250 kc.

NATIONAL RTTY CALLING AND WORKING FREQUENCIES

3620 kc. 7140 kc.

Annual Simulated Emergency Test

(October 9th-10th)

A new "wrinkle" in the SET this year will be the transmission of a Test Emergency Alert (TEA) sometime during the week end of October 9th-10th. This is an added feature and does not take the place of any previous aspect of our annual SET. The transmission will be made by W1AW simultaneously by c.w. on the National Calling and Emergency Frequencies of 3550, 7100, 14,050 and 21,050 kc. at a speed of 18. w.p.m. It will also be transmitted simultaneously by 'phone on NCE frequencies 3875, 7250, 14,225 and 21,400 kc. Amateurs copying the transmission should dispatch messages to ARRL Headquarters, National Emergency Coördinator, noting time and frequency on which the message was copied. A copy of the message should be sent by mail. Those reporting reception and sending in copies will get special mention in the SET write-up in *QST*.

The exact time of the transmission, and whether or not it will be repeated more than once at different times, will not be announced. Your best chance of reception will be in monitoring the NCE frequency most likely to be open for W1AW at your location. Naturally, reception will be more difficult on the west coast, unless the "skip is on," in which case the east coast may have the most difficulty. Let's try the TEA this year and see how it works out.

The rest of the SET will be little changed from previous years. ECs, SECs, SCMs and affiliated clubs have received copies of the SET Bulletin outlining details and how to proceed. The bulletin is not an announcement of the test, but a last-minute reminder, including any late changes or additions to previously announced data. It will supersede this announcement.

Here's a run-down of how the SET works:

1) The EC calls a surprise alert of his AREC organization sometime during the week end of October 9th-10th (or other date if more convenient).

2) The group conducts a simulated emergency test under the EC's direction. The test may be slanted toward natural disaster (with Red Cross participation, if feasible) or civil defense (in coördination with local c.d. officials). During the test, each participant dispatches a message in *standard ARRL form* indicating his presence and availability, or anything else the EC directs.

3) The EC dispatches a message to ARRL Headquarters briefly describing the test and mentioning calls of participants.

4) The local Red Cross Disaster Chairman dispatches a message to the American National Red Cross in Washington, via amateur radio, reporting Red Cross participation in the test. This message should be solicited by the EC or someone designated by him.

5) The local Civil Defense Director dispatches an amateur radio message to his State Civil Defense Director, reporting civil defense participation in the test, if any. Again, the EC should solicit such a message. A list of state directors is included in the SET Bulletin. Coördinating this part of the exercise is a job for the SEC and state or section traffic and emergency nets.

6) After the test, the EC reports details on a form we will provide for that purpose.

Red Cross amateur stations W6CXO and W9DUA will be active on the NCE frequencies, as usual. There is some doubt as to the status of W3PZA (due to a projected move of QTH of American National Red Cross Hq.), but it is expected that if W3PZA is not active other Washington stations will be available to take Red Cross traffic. Civil defense traffic must stop at state level; due to a move of FCDA headquarters now in progress it has not been possible to set up necessary centralizing organization at the federal level. W1AW and other Connecticut amateurs will be on hand for receiving traffic addressed to ARRL. The Connecticut Net frequency (CN) is 3640; Conn. 'Phone Net on 3880. Virginia Net (VN) is on 3680 kc., Virginia 'Phone Net (VFN) on 3835. The Md.-Del.-D.C. section net operates on 3650 kc., and the Maryland Emergency 'Phone Net on 3820. Most of these frequencies will be moni-

(Continued on page 144)

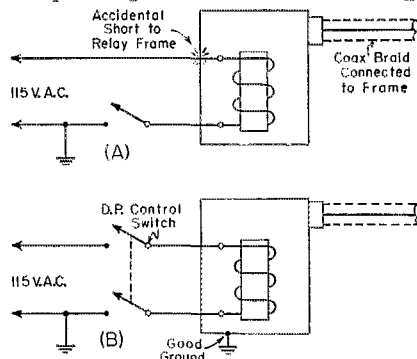
Switch To Safety

Two tragic deaths that came about through Amateur radio activities are recorded among this month's Silent Keys. Both were accidental electrocutions and both point up emphatically the need for all amateurs to observe full safety precautions in the pursuit of their hobby.

One fearsome lesson is learned from the unfortunate passing of **Richard A. Watson, W1WTD**, 35, of South Brewer, Maine. *Stay clear of utilities masts and wires when engaged in antenna work.* W1WTD either dared risk his life or did not know that 7000 volts was lurking above when he climbed a utilities pole, antenna wire coiled on arm, to anchor one end of his skywire. Death was instantaneous.

Fourteen-year-old **Mike G. Seiders, W5AIZ**, was killed in Austin, Texas, under a unique and unfortunate set of circumstances. Mike's backyard coax-fed dipole, "hot" with 115-volt a.c. line voltage, fell upon him while he was standing barefoot in a flower bed beneath it.

Had W5AIZ's shack ground connection been an effective one (cold-water pipe, for instance) a blown fuse would have indicated something awry during installation. Mike's metal-stake ground was of too high a resistance to cause this to happen. The set-up became lethal with these contributing factors: (1) The single-pole control switch for his 115-v. a.c. coax antenna relay was connected so that the "cold" side of the line, instead of the "hot" side, was opened; (2) the "hot" side of the line to the relay's coil inadvertently was in contact with the relay frame, causing it and the feed-line coax shield to be "hot" with respect to ground at the a.c. line voltage.



At (A), the lethal circuit encountered by W5AIZ. Hook-up (B) is proof against such a short-circuit introducing line voltage into the antenna system.

Lessons? There are several evident that are stressed periodically in *QST* and continuously in the *Handbook*: (1) Bond all shack equipment chassis, frames (relay frames included) and other "floating" metallic surfaces to a *good ground*. (2) Either make certain that all a.c.-line switches are in the "hot" sides of a.c. leads, or use double-pole switches that open *both* sides of the line. (Double-pole switches are much to be preferred

(Continued on page 188)

• All operating amateurs are invited to report to the SCM on the first of each month, covering station activities for the preceding month. Radio club news is also desired by SCMs for inclusion in these columns. The addresses of all SCMs will be found on page 6.

ATLANTIC DIVISION

EASTERN PENNSYLVANIA—SCM, W. H. Wiand, W3BIP — SEC: IGW. RM: AXA. PAM: PYF. E: Pa Nets: 3610, 3850 kc. The Emergency Coördinator file of this office is in sad shape. Our SEC has been trying for the past year and a half to bring this file up to date with little or no results. Letters requesting information were mailed to all ECs with only one bringing results. It is felt that we have been more than fair in allowing this much time without cancelling a single appointment. This space is limited and should be used for items of interest to all but it is felt that this is the only way to put this final request on record and eliminate the possibility of further excuses. All ECs are requested to fill out a Form 5 report and mail it to this office. If this report is not received by Dec. 31, 1954, it will be assumed you no longer are interested and your appointment as EC will be cancelled. Anyone interested in learning the duties of an EC, turn to page 8 of *Operating an Amateur Radio Station*. The Pennsylvania Phone Net held its first annual picnic at Lancaster July 25th with 40 licensed amateurs and 68 XYLs, YLs, and jr. operators registering. GIY and TEJ attended the Virginia Phone Net picnic at Sky Top on the Sky Line Drive. ONA is back on the air after recuperating from a heart attack. Eastern Pennsylvania regrets the passing of GH, well known to many as the "Green Hornet." His enthusiasm for and contributions to amateur radio will always be remembered by his many friends. DUI reports three new Novice stations, ZKL, ZLP, and ZIP, with three more to follow, are planning a net in the Novice band. While working a little summer DX on 80 meters, UOE snagged P8FW/EC. ELI will be off the air for about 90 days while on a trip to Europe. LJ, presently active on 10-meter mobile, soon will be heard on other bands with his new all-band rig. PDJ, Abington Township ARA secretary and now serving in Uncle Sam's Army, reports several of the club members managed to get week-end leaves to participate in Field Day last June. Using the club's new memorial call, PSH/3, six operators manned an Elmac transmitter on all bands to work a total of 304 stations. OQG is back in the States after serving 19 months in Korea with the Army. Traffic: (July) W3CUL 5640, BFF 366, RSC 67, UOE 59, TEJ 58, VNJ 42, OZV 40, NOK 36, PYF 36, LJ 34, TTW 33, UWP 28, YJM 22, GIY 18, GES 12, PVY 10, BES 7, DUI 7, ZLI 6, WQL 3, ELI 1. (June) W3RSC 90, PYF 32, RIXW 23, TEJ 23, TTW 24, VN 22, UOE 17, UWP 14, GIY 13, VKW 10, BES 3.

MARYLAND-DELAWARE-DISTRICT OF COLUMBIA—SCM, Arthur W. Plummer, W3EQK — July 16th was a red-letter day in the life of EQK, who received a telephone call and visit from YSIFM, Fred Mejia, of San Salvador, Republic of El Salvador. VLL broke the top whip section of his WEB-WIP Bandsman mobile antenna recently. He now is the only licensed amateur operator for K3MCR, the local United States Marine Corps Reserve outfit. NNX's vacation took him to Yellowstone National Park. EEB will be QRT until he gets the new Johnson wired up. ECP now is a member of the communications subcommittee of the disaster committee of the D.C. chapter of the American Red Cross. AYS worked a VU2 for his 163rd country. TGF reports his new final and new operating console coming along fine. CVE says TCRN traffic will be on the increase before long and that USO and ASHC traffic now is being cleared via TCRN. He also reports 2BO and 9JUT meet daily at 1600 hours on the TCRN frequency. HKS is reporting into 3RN while the MDD Net is closed for the summer. RV now has open wire folded dipole on 80, vertical folded dipole for 10, and another vertical for 40 meters. The Andrews Electronics Assn. soon will have its own club quarters on the base. This is because Colonel Elkins, Commanding Officer of this Air Base, recognizes the capabilities and qualities of ham radio operators, as well as the potentialities of ham radio in general. LDD reports 5ZOG has become Asst. EC for Aberdeen to replace

TUPW, who was transferred to Monmouth. 9BUB received his Army discharge and returned to his home in Illinois. 3YAY, 3WVK, 3LDD, 3VEK, 3SZY, 5YWA, 5ZOG, 8CPN, 9OKI and 4MZN handled 12 messages successfully during the June 14th C.D. Test in Aberdeen. Your SCM would like to thank LDD for the following. "The editorial of yours in QST about the radio gang in Aberdeen resulted in 5 new members for the APG Radio Club. They never even knew it existed although we participated in Armed Forces Day, C.D. Alert, and Field Day. All are in the Army but all their information came from QST so keep up the good work." The APG Radio Club's officers are ISCF, pres.; 9BMN, vice-pres.; and Bill Wheeler, secy.-treas. NNX, who is connected with b.c. station WFBR, was one of the first to know of the munitions plant explosion at Chestertown, Md., and received permission from his boss to go to his home and alert the Maryland Emergency Phone Net for traffic handling. Phil got OHI in D.C. and ADQ in Bushwood, Md., together and EQK mobile, heard the goings on and chimed in. Later UF in Annapolis, Md., got in with UQS, a mobile in that area, who eventually crossed the Chesapeake Bay Bridge in order to relay from 3ZA, the only mobile in the Chestertown Area. ZA was at c.d. headquarters in Centerville but because all roads were closed he was unable to get into Chestertown for quite some time. MCD in Dover, Del., also was available on the frequency while ECP in Washington, D. C., did yeoman service trying to keep 3815-3825 kc. open for emergency traffic. The explosion occurred about 10:30 a.m. and NNX had started to alert the net by 12:20 p.m. At 2:50 p.m. the Washington office of the FCC issued an official edict declaring 3820 kc. and 5 kc. either side an emergency traffic frequency. The MEPN picnic, held at Gambrill's State Park near Frederick, Md., was attended by 375 hams, XYLs, and jr. operators. YA, our genial and well-liked Atlantic Division Director, attended with Mrs. Crossley and son Ed. The chief auctioneer was OMN, president of the Rock Creek Amateur Radio Assn., ably assisted by GA, also a member of RCARA and officer of the MEPN. RVL's XYL, Betty, is now operating as UMC. They both are using a Windom and doing pretty well on 20-meter phone. The Washington Mobile Radio Club will hold a hamfest in October. Watch for the date! Members of the 11 clubs in and around Washington, D. C., will hold a meeting soon to form an inter-club council mainly to coordinate their activities. AEA has 32 members. IQMW has been transferred overseas. YQI also has been transferred but three new members have been gained by the acceptance of WN3YQZ, K6ARZ/3, and G. A. Powers, jr., whose Novice ticket is en route. 4VKJ is on temporary duty in Greenland. The BARCS recently elected FUV, pres.; JNM, vice-pres.; KDD, treas.; and PSP, secy. Liz, CDQ, recently met Fred, YSIFM — original QSO, 1926! WRH has just finished wiring his Johnson II and is active on the MARS net. If you work a KL7 and hear a familiar voice it may well be 8PZW. Incidentally, another member of the Young family, ole WV, can be heard nightly on 10 meters in contact with PKC, handling traffic between Washington and Baltimore. OTC has moved to a new QTH. The Potomac Valley Radio Club, operating 4KFC at Bumpass, Va., recently worked 1218 stations with 3 transmitters. Fourteen operators participated. EEB is wiring up a new Johnson Ranger. QQS reports a big time was had by all on Field Day at Fort Washington. The CARC of Towson has the following programs scheduled: Sept. 13 — Speaker: Dr. W. B. Laning — Topic: How to Read and Use the Curves in Tube Manuals. Sept 27 — Speakers: Messrs. Wm. H. Miller and Louis E. Susemihl — Topic: Fire Insurance Regulations and the Amateur. Congratulations to MAZ on the fine weekly c.d. drill he and his group conduct in Northern Baltimore. And, oh yes, see RKK for information about burnt-out tubes and (grid) drive Traffic: (July) W3WV 178, PKC 47, NNX 10. (June) W3USA 948, CVE 218, EEB 73, ECP 30, HKS 6.

SOUTHERN NEW JERSEY—SCM, Herbert C. Brooks, K2BG — PAM: ZL, K2FB/W3NF, at Phillipsburg, has been mobile this summer. Ed also is NCS on EAN one night each week. Most traffic-handlers report too much hot weather for their business. ZI has been ORS since 1922 and has reported activities promptly each month. A very fine record. KN2INQ is a new YL in Moorestown. Peggy is UA's daughter. The Burlington County Radio Club expects to have its club station in regular operation soon with newly-built equipment and the addition of several new mobile stations. Sorry to hear that YPQ had an accident. Hope you recover quickly, Pat. OWA is planning a trip West this summer and expects to operate 10 meters on the way. SUG, at Milford, is a new ORS. Bill is not a new traffic-handler but an old-timer coming back. "Scuttlebut" reports the Hamilton Twp. Radio Assn. had quite a Field Day. Congratulations

to "Bunny," Trenton's youngest YL on receiving her General Class ticket. Also, congrats to K2DQS on getting his General. K2ART is operating portable from Camp Columbus. VMX, Ventnor City, expects to change his QTH to the Camden Area in September. Charlie has been doing a good job as OO. ORA, Collingswood, keeps me well posted with his OES report each month. Keep the reports coming in, fellows, they are needed to keep this column going. The NJN Traffic Net meets regularly Mon. through Sat. on 3695.5 kc. Also look for N. J. Civil Defense Net (c.w.) on 3505.5 kc. Sun. nights with RG as Net Control. K2CPR has just returned from FP8-Land where he operated FP8AA July 9th to 16th, inclusive. Traffic: W2RG 111, K2FB 64, W2ASG 30, K2BG 23, W2ZI 9, K2CPR 3, W2HAZ 3.

WESTERN NEW YORK—SCM, Edward G. Graf, W2SJV—Asst. SCM: Jeanne Walker, 2B7B. SEC: UTH/FRL. RM: RUF. PAM: GSS, NAI. NYS meets on 3615 kc. at 6:30 p.m., on 3925 kc. at 7 p.m.; NYSS meets on 3595 kc. at 7 p.m. Mon., Tue., Wed., Fri., and at 4:30 p.m. on Sat.; NYS C.D. meets on 3509.5 and 3993 kc. at 9 a.m. Sun. EMU returned from a vacation in New England and VE2-Land to find his antennas had been lowered by the painters so is QRT for a time. RIQ received OTC certificate. He is going strong on 432 and 220 Mc. K2DYB has Health VPI and VFO. R.X.W. is home after two trips to the hospital and is recovering gradually. DVE QNID NYSS as /3 from Penn. State Forest using 32 volts to 110-volt rotary converter off 16 with 2-volt batteries for power. The antenna was up 60 feet. QHH has 5-band WAS and YLCC/300. HNN is back on 2 meters after an absence of 3 years. He and QNA have 55-ft. telescoping towers. QQ and family vacationed in VE3-Land. TBD, now located in New Jersey, vacationed in the Buffalo Area and visited as many hams as possible. SYT changed QTH to Batavia. SJV visited the SEC, UTH, and was shown the new QTH Hank acquired at Victor, consisting of 23 acres for antennas and a 12-room house on top of a hill. The Rochester Mobile Club invited the Greater Buffalo Mobile Club to a joint meeting and family picnic at Letchworth State Park. K2FAV makes BPL on originations. The Erie County C.D. Test proved successful according to state officials. WS is active again in traffic work, especially from overseas, using a three-element beam on 20 meters. Appointments: K2DYB as ORS, K2AAH as OPS, RHQ as OBS, Renewals: EMW as ORS, TQ as EC for Clinton County, Syracuse and Onondaga County Chapter of American Red Cross is making facilities and licensed amateurs available on the last Wednesday of each month for Novice and Technician Class exams. Prospectives should contact the Syracuse Red Cross for details. NYS certificates have been issued to CXM, ANE, DXV, WXZ, and K2s DSR and AHH. The SRPN birthday party was held at Gerards, near Albany, on July 4th. UNF wrote an excellent poem for the anniversary. K2DSR received 30-w.p.m. Code Proficiency certificate. Traffic: (July) W2RUF 399, WS 300, K2FAV 279, DYB 156, DSR 121, W2QHH 104, K2DXV 103, W2ZRC 70, HKA 59, K2CUQ 39, W2BNC 32, COU 32, JMT 27, SJV 20, RUT 17, OZR 10, RQF 10, DVE 8, EMW 3. (June) W2RJ 10.

WESTERN PENNSYLVANIA—SCM, R. M. Heck, W3NCD—SEC: GEG. RMs: UHN, NUG, GEG. PAMs: AER, LXE/VKD. AEV, our most active OO, reports that AER has been released from the hospital. We are happy to hear it and wish Chris a speedy recovery. SJB reports nightly skeds with SUK on 220 Mc. LQQ, McKean County EC, holds AREC drills on 3525 kc. at 9 a.m. Sun. The McKean Radio Club elected OBL, pres.; SJV, vice-pres.; and MEY, secy.-treas. UHM and NKM are new mobiles from SCAR. RIK is back on 10 meters. A new baby girl, Linda Lee, makes a proud papa of VBL. UUIH recently operated portable W2 from Wildwood, N. J. The SCARC reports a very fine Field Day. The following Washington County Amateur Radio Club members recently attended the hamfest held at South Park by the SHEBP&M: IDO, NRE, VEM, SUK, NQM, UFI, UHN, OEO, GRA, WJF, VFN, and Kenny Wilcox. The RAE Hamfest held recently was a great success and attended by many Tri-State amateurs. STR heads the educational committee of the RAE. PIV has a new jr. operator. NXK has been assigned a CAP call. OIH and his XYL enjoyed vacationing in the New England States, Erie mobiles returning from c.d. practice drills were able to call ambulance and police aid for persons suffering an unfortunate auto accident. Those participating in the drill were NRL, MED, KVB, STK, NXK, QN, TMK, OIE, and UQG. The Mercer County Radio Association stand-bys have been putting in a busy summer attending all nearby hamfests and taking time for a fine club picnic at Yankee Lake where a good time was had by all, including XYLs and the kiddies. Traffic: W3W1Q 2014, YA 89, TSY 74, UHN 53, VKD 50, SIJ 36, UTR 13, KNQ 8, KUN 6, RVS 1.

CENTRAL DIVISION

ILLINOIS—SCM, George Schreiber, W9YIX—Section Nets: ILM (3515 kc.), IEN (3940 kc.). SEC: HOA. RMs: BUK, MRQ. PAM: UQT. EC Cook County: HPG. Some of the leaders of IEN, including UQT, the PAM, are revising the membership rules of the net with a view to increasing efficiency. TLC divides his time between 75 meters and bass fishing. ZEN likes 40 meters and boat

building. ZJZ designed a new miniature receiver for model airplane control. NIU and HPJ talked things over at the APOCO Convention at Pittsburgh. CEE has taken a permanent job at KSB 47, the Illinois State Police c.w. station at Chicago. He replaced CGP, who requested transfer to Pontiac. DO again is high traffic man in Illinois and well on his way to getting the traffic medallion. EU spent his vacation in Canada without radio but got in plenty of fishing. QLZ says he worked harder at home on his vacation than he ever did at the salt mine. KH is a new EC at McLeansboro and concedes traffic-handling honors to the XYL, PNK. New calls in the section are IAX, IHK, IUU, and Novice IHS. HUX has moved and now commutes 27 miles to work daily. What a mobile opportunity! LMC spent the summer at camp but returned loaded for traffic-handling on ILN. OIN also returned from camp to home QTH. SKR wound 130 feet of wire on a bamboo pole and promises a report on the results next month. OKI has returned to Eureka College. DRN is proud of working Minnesota and South Dakota on 144 Mc. and Ohio on 220 Mc., as well he might be. UVM has joined the mobile ranks, as has RQR. We regretfully report the death of QJY (Carol Bixby) former secretary of the St. Clair Amateur Radio Club, in a speedboat accident in Northern Michigan. AUQ has left Scott AFB for Arizona and MWT has left for an unreported destination. When K2DE, BYR, and BA get together on the air it is three brothers in QSO. WPY spent a long vacation in W6-Land visiting some of the hams he works on 20 and 10 meters. LXJ and IYL have new jr. operators. LXJ, as well as other Illinois hams, have been kept busy giving examinations under the new FCC rules. DYP keeps skeds with his dad, HYK, who is 81. PVK scrapped his 420-Mc. antenna and has advanced ideas for a new one. New members reporting into ILN are VTO, VSN, UZE, and VER. LGR, formerly of Illinois, but now of Wisconsin, visited her sister, VER, and talked to some of the old gang. NOO has been getting his family settled in Athens, Ga. Wonder what has become of the DX feed between NN and EU? Please examine the dates on your appointments as we have started a survey of the files with a view to weeding out deadwood. Traffic: W9DO 1082, SME 150, IDA 129, OKI 107, LXJ 80, USA 78, PNK 72, MRQ 47, CEE 43, YIX 35, UHD 32, OKQ 25, RLX 22, BUK 15, W6CIW/9 15, W9UVM 10, PHE 6, LMC 5, FRP 2, WAX 2.

INDIANA—SCM, George H. Grace, W9BKJ—Over 800 Hoosiers turned out for the IRCC annual picnic at Frankfort Park on July 18th. There were 320 registrations and many fine prizes. Indiana's highest award was received by WZZ. The Novice award was presented to WN9ZTN. The Field Day Contest award was won by the Ft. Wayne RC with a score of 2196. Evansville TARS was second with 2076. IFN, on 3910 kc., had 31 morning and 22 evening sessions. Total traffic was 174. RFN total traffic was 81. JBQ has done much to swell the ranks of RFN along the Ohio River. MAM and MIV are OPS appointees. JUJ and NZZ made the BPL. KLR has 19 states on 2 meters. HXR and TJN are heard again after long absence. BEW and QJI operated from the Tipton County Fair. BEM is new EC for Ft. Wayne and Allen County. BOC has been exploring catfish holes along White River. East Ft. with WHL, MTV, FLO, and CXP vacationed at Lake James. 3IWX, ex-9CVX, vacationed at his old QTH and at Dallas Lake. Ex-9WMC now is IEZ. WN9HMS is braked for the NKPRC. CTA is now in Ft. Wayne. Ex-4YMX is HTC. JJC and EJC are new in Peru. IMB is new in Gilead. AB will add a 2-meter transmitter. TARS has AREC drills on Mon. and has a trailer equipped with all gear and 3-kw. generator. More than 25,000 people were without services in Ft. Wayne when the worst storm in the city's history struck a wide area at 7 p.m. on July 20th. Twenty mobiles established fire and hospital routes and diverted traffic around obstructions. This 10-Meter Net included UDD, APW, GPL, NAE, SWH, CLZ, BKJ, BRW, BYR, CXP, KNT, NYK, TDU, LDL, EOG, QXF, SNT, HLY, and BRN. On July 31st when a windstorm struck the Pendleton Area, a number of Hoosiers stood by on 3910 kc. ANJ has a new jr. operator. WIB had a new receiver that didn't work. MJH had a W8 call until it was corrected to read W9. Congratulations to Indiana's all-ham family. The OM is YDA, the mother is PAZ, the son, age 12, is ZSM, and the daughter, age 11, is HRE. At this writing BKJ and his XYL are enjoying L.A. and sunny California, and FMJ is preparing the report. Traffic: W9JUJ 1070, NZZ 916, QYQ 150, CMT 71, WRO 59, NTA 58, KDV 55, DOK 53, OFW 50, VNV 36, SVL 33, ERB 30, BRW 28, DKR 19, CC 17, YIP 14, QR 6, BDF 5, NH 3, YVS 2.

WISCONSIN—SCM, Reno W. Goetsch, W9RQM—SEC: OVO. PAMs: ESJ, GMY. RM: UNJ. Nets: BEN, 3950 kc. 6 p.m. daily; WIN, 3625 kc. 6 p.m. daily; WPN, 3950 kc. 12:15 p.m. Mon.-Sat., 9:30 a.m. Sun. State mobile and c.d. frequency: 29,620 kc. With another BPL this month. CXY needs only August to qualify for an ARRL Medallion. WWJ is completing 4-125A 500-watt rig. RTP is using new Heathkit VFO. NUC operated mobile/VE while in Canada. YNO has his mobile back in operation. YLE has new double 813 final. SDK was active in the July CD Party. MRAC members VLK, EKU, MOT, MDG, WYJ, BPR, MGT, RRS, WAN, WYH, VBZ, and 2BDV handled communications for the Soap Box Derby. UFX has 100-watt 829B rig on 144 Mc., and is building a 32-ele-

ment beam. ZAD has 11 states, 5 call areas, with best DX of 700 miles on 144 Mc. LEE skeds LJV at 0735, 0BBN at 0800, followed by IMQ daily on 144 Mc. Wisconsin has had an almost perfect attendance record on 9RN sessions. WZK spent the summer working as a disc jockey at WSPT. The WPN June report shows 107 participating stations. AER purchased a new Globe King transmitter. ZDM is debugging the new Viking II after disposing of his Globe Scout to ZDH. YAY fired up the 220-Mc. exciter and plans 832A final into corner reflector. WAN has a new antenna with improved results. The Browning Club ran 7 transmitters from 5-kw. generator in Field Day. JSE is now in La-Crosse. New officers of the Milwaukee School of Engineering Club (HLX) are ZCK, pres.; VCH, vice-pres.; FOY, secy.; SCH, trustee. ZVK is active on 3.5 Mc. VCH is active in 5th Army MARS. GUE has mobile installed in new "98" Olds. RKP's DX score now reads 118 worked and 104 confirmed. DIK has Viking II and 853A. June and July meetings of the WVRA featured talks on TV by JBF. New appointments: REQ as EC, SZR as ORS. Appointments endorsed: IQW as ORS, LAG and SAA as EC, UNJ as RM. Traffic: (July) W9CXY 606, VBZ 371, WWJ 272, SAA 94, RTR 77, UNJ 67, IQW 36, SZR 31, ZAD 18, RQK 17, LSR 14, OVO 7, AFT 6, GMY 6, YLE 6, RQM 5, SDK 3, AEM 2. (June) W9LSR 5.

DAKOTA DIVISION

NORTH DAKOTA — SCM, Earl C. Kirkeby, W0HNV — The annual North Dakota Hamboce was a grand success, with over 300 hams present. The Viking II first prize went to DQB, of Mayville. The second prize, an NC-88, went to TAX, of Ulen. The Midwest Teenage Net has moved to 3900 kc. (8:00 A.M.). EBA has a new Ranger. OVG, who lost all his new equipment in a fire that destroyed his store and home, has a new NC-98 and Ranger and is back on the air. GH has moved to Bismarck for a while. New on the air this month (July) are WN0VCQ, at Fargo, and W0UTM, at Neche. Traffic: W0KLP 141, EBA 52, KTZ 39, EXO 28, OWY 24, NPR 22, HNV 20, BFM 8, KZZ 8.

SOUTH DAKOTA — SCM, J. W. Sikorski, W0RRN — Asst. SCMs: Earl Shirley, 0YQR, and Martha Shirley, 0ZWL. SEC: GCP. RM: SMV. PAMs: PRL and NEO. The SFARC held a meeting at the Naval Reserve and inspected a radar installation there. ORE worked eight new states on 144 Mc. during July. RRN has a Viking mobile. Ex-9HUI is back in Yankton and has received his old call, 0HFE. GWH, formerly of Sioux Falls, has moved from Noyes, Minn., to Portal, N. D. New calls: N0VMF and N0VMG, Mitchell; VMM and VMV, Huron; N0VMH, Vermillion. CSD purchased a Viking from LCM, Worthington. Fewer reports were received this month than for any month in the last two years. How about some help? The c.w. net for June had 13 sessions, 54 QNI, traffic 31. Traffic: W0MPPQ 32, PHR 23, SCT 17, QVK 15, BLZ 11, FFP 8, SMV 7, LBS 6, RWE 3, GWS 1.

MINNESOTA — SCM, Charles M. Bove, W0MXC — Asst. SCM: Vince Smythe, 0GGQ. SEC: GTX. RMs: OMC, DQL. PAM: JIE. UCV. K6EA's wife, Gladys, now has a Novice license, WN0MFV. They soon will be back in Bemidji. MVJ is now on the air with 'phone as well as c.w. The Mobile Amateur Radio Corps of Hennepin County had about 25 mobiles participating in the Minneapolis Aquatennial. They formed the link in communications between Aquatennial Headquarters and the various activities. The St. Paul boys who handled communications at Keller Golf Club for the annual tournament of the Professional Golfers' Association really chalked up some records for themselves and for ham radio in general. Altogether they sent 4668 separate messages, contributed 558 man hours of time, used about \$2000.00 worth of equipment, and got 132 words of newspaper publicity. They used 6 and 10 meters, a Viking II running 30 watts as the main control station, 4 pack sets, and 2 hand sets. They were assigned 35 general passes, 23 working passes, and 4 emergency passes. Everybody showed up on time for his regular trick. There was much praise for the care that went into the planning and the efficiency with which they carried out their assignments. The St. Paul Mobile Radio Club has set a high standard of service in this public operation, certainly fulfilling the three precepts of our licenses — interest, convenience, and necessity. UYJ and FFW spent their vacation in Germany visiting German ham stations. BUO made 50 contacts by mobile on his 10-day vacation. YTL is in the hospital for a while. DQL attended the Denver Hamfest. KJZ has been elected vice-president of the St. Paul Radio Club, Inc. TQQ is a new ham up near ELY. Traffic: W0KJZ 144, UCV 84, KFN 76, KNR 63, TKX 46, MVJ 42, LST 35, NBD 33, OJH 31, BUO 29, LUX 29, GTX 28, QZK 26, EQS 20, CID 19, TUS 17, TXQ 16, EYW 14, RA 10, KCJ 9, KYG 9, NTV 7, ABA 6, FIT 6, HAH 5, OPA 4.

DELTA DIVISION

ARKANSAS — SCM, Fred E. Ward, W5LUX — This will be my last report and I want to thank all for the nice cooperation received the past two years. Let's all get busy and help the new SCM. He will need our reports each month and all the assistance we can give. There are quite a

number of EC renewals and appointments this month. VQD is EC for Monroe, WUM for Grant, TLC for Perry, HEE for Jefferson, and ITD for Faulkner County. EYD, EMN, and ENG are new calls at Batesville. BNA is moving to Clinton, S. C., and will be head of the Psychology Department of a college there. VAE is building a KW1 rig using 4-400A final. NLL has been appointed PAM for another year. Les has done a nice job with the 'phone net the past year.

LOUISIANA — SCM, Thomas J. Morgavi, W5FMO — WN5EDQ, with a group of Boy Scouts, left for International Falls, Canada. Skeds are planned each evening with WNS, EDK, and ETV on the 80-meter Novice band. DGH and YAD are looking for recruits to their Mid-South Teen-Age C.W. Net which meets on 3719 kc. the 1st and 3rd Sun. at 1400 CST. MXQ won the Viking II at the Columbia, Miss., hamfest. On the s.s.b. front, ZSP is on with a 10A exciter and an 811 final. ABS is building an 811 p.p. linear. FYZ is on with a home-brewed rig with 150 watts on peaks. MWE reports into nets on s.s.b. ZNI will be on s.s.b. soon. OTD won the mobile station grand prize at the Jackson hamfest. OFT has been transferred by the Navy to sea duty. The Westside ARC had an emergency drill with ABD as NC at the Algiers courthouse and mobiles VUH, KOQ, BUK, VVZ, UDL, JCC and WCJ being dispatched to their respective shelters. Messages were received at the Red Cross center at New Orleans with UQK operating the station, using the Greater New Orleans ARC call UK'5. New officers of the Westside ARC are NYC, pres.; VVZ, vice-pres.; JCC, treat.; BUK, act. mgr. WN5EVL's Novice exam was the first that NG gave. WN5DUU passed his General Class exam. Those wishing to start a c.w. net or interested in ORS appointments should contact the RM, NG. Fellows interested in 'phone activities, OPS, OBS, and 'phone nets should contact the FAM, HEJ, DHT and QMB have new jr. operators. KHX is now a DX hound with his new vest pocket beam. USN will give Novice exams in the New Orleans Area when requested. Traffic: (July) W5NG 303, NDV 104, FMO 52. (June) W5KRX 146.

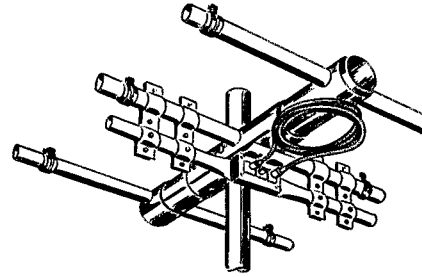
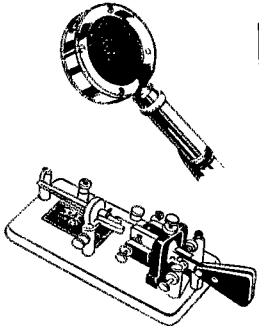


MISSISSIPPI — SCM, Dr. A. R. Cortese, W5OTD — Well, gang, all the hamfests here in Mississippi are over for a while. Jackson, Columbus, and Greenville put on swell events and I know you all enjoyed them. Keep up the good work, and let's have bigger and better ones. The Greenville Club puts out a fine news letter, and is to be congratulated. YBH, WDY, and YXZ are at Miss. State now. YBF is a new OPS. JHS, in Gulfport, is monitoring 29.6 Mc. at all times for the mobile gang. CUU is on s.s.b. now. TAK is new EC for Jackson. Now that fall is in the air let's get the MENS back in operation. Get out those keys and get busy. We would like to have more reports from Novice operators. What are you newcomers doing? KH8 is taking applications for AREC new membership, as are your local ECs. Traffic: (July) W5EWE 62, RNB 26, TIR 22, RIM 19, OTD 15, YXZ 9. (June) K5FGJ 218.

TENNESSEE — SCM, Harry C. Simpson, W4SCF — SEC: RRV. RM: WQW. PAM: PFP. Three hundred hams enjoyed the Memphis 'Fest, thanks to the splendid arrangements made by Memphis Club Prexy YMB and his fine staff. New ECs include BQG, FWX, VQE, VVG, UZY, WAX, and WXQ. Nearly all counties have ECs. Interested persons should contact RRV quickly. VJ is sporting new Extra Class license. His many friends will be glad to hear that PL is up and active again. VJ missed no sessions of TN this month. Posies to Route Manager WQW for efficient handling of the summer c.w. net. The Oak Ridge Club beat out the Knoxville Club in Field Day competition. The Bays Mountain Club plans to set up a joint TVI committee with the Kingsport Club. UIO reports the East Tennessee 'Phone Net operating smoothly, with heavy traffic and good participation. The Net meets an hour earlier than the regular 'phone net because of the time zone. SGU, APD, ZJY, and PVD operated PVD during the CD Party. PVD has received 9 new confirmations, bringing his DX total to 93. WQW toured East Tennessee, visited HHH, RRV, and UVS, and later attended the Memphis Hamfest with LC and EXR. FEI, HCU, LUU, and QAN again are mobile with new rigs. SCF's son received Novice HUT. 2- vs 6-meter operation for the State Emergency Net is a big topic for discussion at the moment. Traffic: W4OQG 538, IIB 186, SCF 128, PFP 124, TYU 113, YMB 84, TZD 61, WQW 57, BQG 42, AFB 33, SON 26, BAQ 23, HII 20, RET 20, GZC 18, UWA 17, RRV 16, VJ 15, WGJ 12, RMJ 10, SUH 8, DCH 6, FLW 6, PVD 3.


GREAT LAKES DIVISION

KENTUCKY — SCM, Robert E. Fields, W4SBI — MWX again is reporting into the KYN after a round of TVI and late working hours. He now has the driver stage on the air with about 75 watts (HC-457) and no complaints to date. CDA has completed his 20-meter rig out of leftovers from TV'ing his former rig. He is thinking about studying A-3 emission and trying 'phone sometime. NBY still is trying for an EC for each county in Kentucky. WNH is working very faithfully for WAS, but still needs Utah. JCN has finished building a Viking II and reports that he is getting the same results as with his former 500-watt rig.

(Continued on page 80)



YOU MAY WIN THIS COMPLETE \$1,000 RADIO SHACK.



OR A NEW NC-88
(one awarded each month)

EVERY CONTESTANT RECEIVES THIS "HONORARY NATIONAL ENGINEER" CERTIFICATE!

Honorary National Engineer

MEMBERSHIP INFORMATION FOR THE HONORARY NATIONAL ENGINEER
MEMBER INFORMATION MEMBERSHIP APPLICATIONS MEMBERSHIP
MEMBERSHIP INFORMATION MEMBERSHIP APPLICATIONS MEMBERSHIP
MEMBERSHIP INFORMATION MEMBERSHIP APPLICATIONS MEMBERSHIP
MEMBERSHIP INFORMATION MEMBERSHIP APPLICATIONS MEMBERSHIP
MEMBERSHIP INFORMATION MEMBERSHIP APPLICATIONS MEMBERSHIP



Frank Allen

YOU DON'T HAVE TO BUY A THING!

Announcing an exciting new contest!

BECOME AN HONORARY NATIONAL ENGINEER!

In a very real sense, our company has always been **your** company. We've always tried to be a valuable friend of amateur radio and short wave listening. We've designed and built our products to meet **your** needs and desires.

To dramatize your big role in our company, we'd like to make you an official "Honorary National Engineer".

We're going to run a contest and here's how it works.

Simply send us a suggestion you'd like included in your "dream receiver". The suggestion can be technical or non-technical — anything from a complete circuit design to the styling of a tuning knob or a practical way to cut cost and price. Your suggestion is limited only by your imagination.

Each month, an independent panel of judges will select the best suggestion

and the winner will receive a brand-new NC-88. He will also be eligible to win the Grand Prize of a complete \$1,000 radio shack (including a Johnson Viking II transmitter with semi-automatic key, a National HRO Sixty with matching speaker, an Astatic microphone and a Telrex rotary antenna!) if his suggestion is judged best of all out of the winning monthly entries.

Even if you don't win, you'll get a handsome scroll certifying that you are an "Official Honorary National Engineer"!

Your National distributor has official entry blanks now.* Hurry and get one — start having fun with your "dream receiver"! Entries for this month's contest must be postmarked no later than midnight, October 24.

tuned to tomorrow  **National**

NATIONAL COMPANY, INC., 61 SHERMAN ST., MALDEN 48, MASS.

*If there is no National distributor near you write direct to the company, attention Contest Dept. 1.



The Rumors ARE TRUE —
there's **BIG NEWS —**

A New **SUPER BANDMASTER TRANSMITTER**
 — TVI SUPPRESSED —

The Midget with a Mighty
No. T-90 **PUNCH**

90 WATTS
 CW


75 WATTS
 PHONE

Only

12³/₈" x 10¹/₂" x 6³/₄"

\$179⁵⁰*

Factory built and Tested
 complete with tubes
 less power supply
 (NOT A KIT)



The T-90 is the result of our long study concerning the operating requirements of most amateurs. Sufficient power to "get out" on all bands, either fixed or mobile, under today's QRM conditions, plus space limitations of the average home, has been the prime objective in its design. The many refinements contributing to smooth and efficient operation which have been incorporated in the T-90, have up to this time been found only in transmitters, selling at a much higher price. A close study of the following features will provide convincing evidence that the T-90 is the transmitter YOU WANT for your shack or car.

FEATURES

1. TVI Suppressed
2. Complete band-switching; no plug-in coils
3. Complete Break-in Keying — or keying of exciter stages only
4. VFO Spot Frequency Tuning without carrier on
5. Cathode biased Exciter tubes and clamp tube control of Final Amplifier Screen Voltage
6. Initial tuning at reduced power
7. Three position excitation control
8. Antenna loading flexibility
9. Selector switch allows metering of PA Grid, PA Cathode and Modulator currents
10. Remote Break-in and Receiver muting provided by relay control
11. VFO voltage regulated and temperature compensated
12. Illuminated VFO dial and Meter
13. Crystal door on front panel
14. Filament Operation 6 or 12 volts AC/DC
15. Low average Modulator current
16. Built-in provision for either Carbon, Crystal or Dynamic microphone and push-to-talk

NOW IN PRODUCTION SEE YOUR DEALER

Send for Complete Technical Details to

Harven-WELLS ELECTRONICS, INC.

from *Harvey*-WELLS!!!!

and a **DOUBLE CONVERSION MATCHING RECEIVER**
— WITH HIGH SELECTIVITY —

Packed with Performance on
EVERY BAND

No. R-9



9 TUBES

**MOBILE
OR FIXED**

*Same Size
cabinet as
Transmitter*

\$149.50*

SPEAKER IN MATCHING
CABINET AVAILABLE

In our further studies of amateur requirements, we found that the ultimate desire of all was to have equipment which "went together". The difficulty of installing odd sizes of cabinets has always been a source of irritation to the neat and efficient operator. The R-9 is physically an identical twin to the T-90. Now at last without any reservation you can have fixed station performance either in your shack or in your car. This highly stable all-band double conversion receiver has a versatility and a number of refinements which have never before been offered in such small space.

FEATURES


1. Double conversion on all bands
2. Three tuned circuits on each band, in R.F. section
3. All coils slug tuned, giving high "Q" circuits
4. Separate oscillator coils for each band (no spurious response)
5. Bandwidth:
Two cycles wide at the 6 db point
6. Complete with tubes and your choice of built-in power supply for 6-12 V. DC or 115 V 50/60 cycles AC
7. Crystal control for net operations
8. Approximately 6" of dial spread on all bands. Accurately calibrated
9. Rigid Steel construction. (Vibration-Proof)
10. 6" height enables easy under dash mounting for mobile installation

NOW IN PRODUCTION SEE YOUR DEALER

*Prices subject to change without notice.

SOUTHBRIDGE, MASSACHUSETTS, U.S.A.

"LITTLE MAC" does a big job!



Ideal trimmer for VHF range

To keep pace with the continuing efforts of the electronic industry toward miniaturization of components, Hammarlund has introduced a tiny variable capacitor, type "MAC". This component provides the low minimum capacity essential for use as a trimmer in the VHF range.

The silicone-treated base is only $\frac{3}{4}$ x $\frac{5}{8}$ inches. Its rotor and stator are soldered assemblies of brass, nickel-plated for low losses, while the wiper rotor contact is nickel-plated beryllium-copper. Rotor and stator terminals are positioned to permit short leads. A threaded bearing is provided with flat sides to permit single-hole mounting without turning.

The new units are available to fulfill capacity requirements between 1.4 and 19.6 mmf. Try one in your next piece of gear.



If you haven't received your copy of the Capacitor Catalog, write to The Hammarlund Mfg. Co., Inc., 460 W. 34th St., New York 1, N. Y. Ask for Bulletin C10.

HAMMARLUND

(Continued from page 75)

WXL visited ZLK, SZL, and TQC. KKG reports that he has been getting most of his traffic on 15 meters. NVR has decided to join the MARS gang in Kentucky. KKW really is doing a fine job as RM, and with fall and winter coming on he really will go to town. A report from the SEC states that he has about 25 ECs now and most of them are mobile. Watch for alerts on the KFN 3945 kc. at any time (no dates given). SBI has been having trouble with community TV system and has not been too active on the air. Traffic: W4KKW 152, WNH 77, ZLK 74, VBA 59, JGN 30, MWX 30, SBI 28, WXL 27, NIZ 19, KKG 11, AZQ 10, GDA 8.

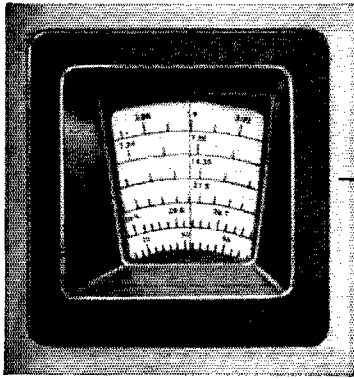
MICHIGAN — SCM, Fabian T. McAllister, W8HKT — Asst. SCM: Bob Cooper, 8AQA (phone); Joe Beljan, 8SCW (c.w.). SEC: GJE. Thanks, fellows, for the many AREC applications being received. We try to process and forward them to the County ECs the same day as received, and the membership cards should follow shortly thereafter. Vacation season is in full swing and several of the gang have forwarded their reports right from the vacation spots. QIX left early in the month; EGI left for a camping trip in the U.P. and Canada, and says he is taking no radio this trip. RAE went to Montana, and will do a bit of fishing in the Bear Tooth Mountains. FLA spent nearly a month in the East and now is sporting a new Viking with VFO. Picnics were in the news this month, too. At the BR/MEN gathering at Alma the membership elected LNE as net manager, MMN as vice-pres.; and AQA as secy.-treas. NEJ will manage the U.P. Net, with NEK as secy.-treas. The Blossomland picnic was well attended. The v.h.f. picnic at Allegan drew many 2-meter enthusiasts from Illinois, Indiana, and Wisconsin, in addition to our own crowd. EYD was chairman, with NOH assisting. The U.P. boys deserve a great deal of credit for their work in setting up and arranging the shack for JPJ, a bed-ridden ham. The Kalamazoo Area AREC boys are going strong under EDN, and they have enjoyed splendid cooperation from the Sheriff's Department and the Red Cross. FGB and SCS are sporting new Viking Rangers, and they are real enthusiastic over the performance. SCW says the regular work, plus the ten acres, doesn't leave much time for hamming this time of year. We know just what you mean, Joel WVL got in on his first CD Party and had a whale of a time. KXS writes from Naples, where he is stationed with the Navy. He expects to be back in eighteen months, and sent in his AREC application to prove it! Traffic: (July) W8RJC 761, MLR 271, FX 139, ILP 123, ELW 110, NOH 96, WJO 96, NUL 88, JXK 71, NTC 47, ZLK 46, QIX 39, SWG 31, IV 29, QOQ 26, HSG 20, HKT 18, TQP 18, DAP 16, WVL 10, OQH 9, DSE 7, EGI 4. (June) W8SCW 59, RTN 19, SJF 18, BVV 2, HSG 2.

OHIO — SCM, John E. Siringer, W8AJW — Asst. SCMS: J. C. Erickson, 8DAE, and W. B. Davis, 8JNF. SEC: UPB. RMs: DAE, FYO. Newly-appointed ORS are DQG, MQQ, and REL. RO now has two legs on the new BPL medallion award by making BPL for the second straight month. New Ohio initiates in 8RN are DQG, LHV, and MQQ. SG/8 took part in Field Day with FLN, QCO, LVP, LVK, ZCW, GDB, FCA, FEQ, and MRN taking part. The Licking Co. Emergency Corps did a commendable job during the recent storm which destroyed most of the telephone and electric services in the area. FYY, LVP, LVK, LFN, GDB, and FEQ performed yeoman service and the group was lauded by the county sheriff and the mayor of Newark. A new ARRL affiliate is the Toledo Mobile Radio Assn. Over 100 families attended the CACARC picnic at Roundup Lake. BF and his bride were feted by the CWA and local DX enthusiasts on July 31st. The Findlay Hamfest was held Sept. 5th. The Rag Chewers picnic at Hinkley produced a nice turnout. JNF, Asst. SCM, spoke on behalf of the League at this affair. BZD found the VE3 boys a very friendly and hospitable group during his recent vacation near Georgian Bay. The OCARC has acquired a loving cup to be awarded to the winning member group in the last ARRL SS Contest. HNP, Lucas County EC, appeared on two TV programs and told about the amateur's place in civil defense communications. APC has a Viking II transmitter. GZ, our de luxe OO, worked 53 countries on s.s.b.c. in 18 days. HHP reports that 11 Toledo mobiles, HFF, JKS, VQP, CIX, VTZ, WIT, TWD, HXP, YQG, SMS, and MBE formed a caravan, operated on 160 meters and set forth for Fremont. Fixed Fremont stations in contact with the 11 Toledo mobiles included YFI, HRN, JBO, IZF, TCA, and ONT. All mobiles qualified for the SVARC certificate. JBI has confirmed his 200th country. EWB recently received his 'phone DXCC, which was accomplished in less than a year with all operation on 20 meters. Springfield's Q-5 reports that 30 amateurs attended Field Day operation and a total of 302 contacts were made. The group operated on 2, 20, 40, and 80 meters. Eastern Ohio *Ham Flasher* states that the Conneaut Radio Club meets monthly at Kingsville Airport on U. S. Route 20; GYY is operating aboard the Str. *Voorhees* on the Great Lakes this summer; AHW and WU are back in Conneaut after wintering in Florida; DXO had control of the 29.5-Mc. net during Operation Alert in the Mahoning County Area; the MVARA held its Field Day at Austintown Park and racked up over 400 contacts on 75-meter 'phone and 40-meter c.w. HDC's XYL received her Novice Class li-

(Continued on page 82)

THE HQ-140-X...

BRINGS 'EM IN — AND KEEPS 'EM IN!



BANDSPREAD DIAL



HQ-140-X

Once you bring in a signal on your HQ-140-X communications receiver, you will continue to hear it until you change the setting. That's because the HQ-140-X has an extremely low frequency drift — less than .01% after a 15-minute warm-up. And that's over the full range, from 540 Kc to 31 Mc, too.

This is one of the reasons the HQ-140-X is preferred by Hams. It's the amateur

receiver built to professional standards. These professional standards include little extras in design, circuitry and construction not normally found in an amateur receiver.

The extras show up in performance. In addition to its excellent stability the HQ-140-X receiver gives you:

EXTREME SELECTIVITY — sharp signal separation even in the most crowded bands.

LOW NOISE LEVEL — a noise limiter that really works.

RUGGED CONSTRUCTION — built to "take it" for many years.

Investigate the many extras offered by the HQ-140-X. It's available as a cabinet model or for rack mounting. For complete details, write to The Hammarlund Manufacturing Co., Inc., 460 West 34th Street, New York 1, N. Y. Ask for Bulletin R-70.

THE HQ-140-X IN ACTION...

CIVIL DEFENSE


Because of its dependability, the HQ-140-X is the receiver used by many local amateur groups for civil defense as well as other emergency use. Consider it as the communications receiver for your CD operations.



HAMMARLUND

SINCE 1910

Heathkit GRID DIP METER KIT



MODEL GD-1B

\$19.50 Ship. Wt.
4 lbs.

with additional blank dials for individual calibration. You'll like the ready convenience and smart appearance of this kit with its baked enamel panel and crackle finish cabinet.

The invaluable instrument for all Hams. Numerous applications such as retuning, neutralization, locating parasitics, correcting TVI, adjusting antennas, design procedures, etc. Receiver applications include measuring C, L and Q of components—determining RF circuit resonant frequencies.

Covers 80, 40, 20, 11, 10, 6, 2, and 1½ meter Ham bands. Complete frequency coverage from 2—250 Mc, using ready-wound plug-in coils provided with the kit. Accessory coil kit, Part 341-A at \$3.00 extends low frequency range to 350 Kc. Dial correlation curves furnished.

Compact construction, one hand operation, AC transformer operated, variable sensitivity control, thumb wheel drive, and direct reading calibrations. Precalibrated dial

Heathkit ANTENNA COUPLER KIT

The new Heathkit Antenna Coupler Model AC-1 was specifically designed to operate with the Heathkit Amateur Transmitter and will operate with any transmitter not exceeding 75 watts RF input power. Rugged design has resulted in a sturdy, well shielded unit featuring a copper plated chassis and shield compartment. Coaxial 52 ohm receptacle on the rear of the chassis connects to a three section Pi-type low pass filter with a cut-off frequency of 36 Mc. Tuning network consists of a variable capacitance and tapped inductance in an impedance matching unit. Capacity coupled neon lamp serves as a tuning indicator and will also provide a rough indication of power output.



MODEL AC-1

\$14.50 Ship. Wt.
4 lbs.

Heathkit IMPEDANCE METER KIT



MODEL
AM-1

\$14.50 Ship. Wt.
2 lbs.

tive null indicator. Shielded aluminum light weight cabinet. Strong self supporting antenna terminals.

The Heathkit Antenna Impedance Meter is basically a resistance type standing wave ratio bridge, with one arm a variable resistance. In this manner it is possible to measure radiation resistance and resonant frequency and antenna transmission line impedance; approximate SWR and optimum receiver input. Use it also as a monitor or as a field strength meter where high sensitivity is not required. Frequency range of the AM-1 is 0-150 Mc and range of impedance measurements 0-600 ohms.

The circuit uses a 100 microampere Simpson meter as a sensi-

cense, WN8RXT; and the only YL in Niles is WN8PUO. EQN is spending the summer at Lakeside. Special mention should be made of UPB, our super SEC, who in addition to his c.d. and RACES activities finds time to accomplish a nice traffic total every month. The *Fort Hamilton Bulletin* mentions that JAS is a new member; IZT has a new 10-over-20 beam; and DXR is traveling in Europe. We are saddened to learn of the death of FWK. Six members of the Cleveland DX club have their phone DXCCs, with HGW and BF running 1 and 2. Others are AJW, DMD, EWB and JBL. NGW, W8 QSL Manager, again asks that the DXers get in their envelopes. The Columbus *Carascope* informs us that ABO has gone mobile on 2-meter f.m.; ZCK helped WIO install a 44-foot vertical for three-band operation; MSA is getting hot on 2 meters; QDA is back in town with the State Highway Patrol as radio man; KHO has just completed building an s.s.b. transmitter; JDK and JUM are vacationing in Canada; JJ has received his WASS certificate; and GIE is now all-hand mobile. It is regrettable to have to report that quite a number of appointments were cancelled this month because of non-reporting. Traffic: (July) WSCJK 450, WYQ 330, UPB 264, AMH 250, RO 197, ARO 194, DQC 134, SRB 82, DAE 77, LHV 70, MOQ 63, AI 60, REL 53, CTJ 32, LFX 47, JJE 37, HUX 36, AJW 31, HNP 29, KIH 28, FJV 22, LG 18, HFE 15, LMB 12, ET 11, GZ 10, AJH 6, HHF 5, JIF 3, APC 4, EQN 4, KZM 4, BZD 3, DZO 3, RN 3, WRL 3, BIM 2, CSN 2, HPP 2, HZJ 2, NQQ 2, OQP 2, THJ 2, WYL 2, LVW 1, (June) W8UPB 334, REL 144, DQG 60, (May) W8REL 98.

HUDSON DIVISION

EASTERN NEW YORK — SCM, Stephen J. Neason, W2ILI — SEC: RTE, RMs: TYC, KBT, PAMs: GDD, JQI, JG. Members of the Crystal Club (DMC) were commended on a job well done in a recent emergency drill with the Coast Guard Auxiliary. 28 Mc. was used and the operators were EBZ, IRA, JAP, MRR, and K2CXO. I trust that the gang will excuse any omissions this month since your SCM is writing this while enjoying a well-earned vacation on the Cape. New officers of the RVWARS are NRD, pres.; WGE, vice-pres.; and KJ, secy.-treas. Meetings in the future will be held the first Fri. of each month. When called upon for help by the Coast Guard, members of the Pok AREC were quick to the rescue. RTF, ZBS, KCE, K2CXO, and K2GMP established communications on 29.490 Mc. with a stricken schooner in the Hudson River near Pok and handled traffic until all was clear. DGW is QRL because of TVI. APJ, after playing with 144 Mc., is back to mobile on 29 and 3.8 Mc. Irv has held the call since 1921. CFU paid a visit to BTV while on vacation. We wonder if George still has his 95-foot telescoping mast? K2DQN needs ten more states to make WAS before going back to school. OKI has a new vertical fed with 52-ohm coax on 7 Mc. Please do not forget your endorsement date. Check your certificate now. Many more Official Observers are needed. Just drop a line to the SCM for information. Hope that you had a fine vacation and that you will continue to cooperate by sending in your regular monthly reports during the coming season. Traffic: (July) W2EFU 131, K2BSD 110, W2LRW 49, K2BE 45, EOQ 23, W2GDD 14, CFU 13, YXE 13, K2DQN 4, W2MRQ/2 3. (June) K2BSD 53, W2PHO 7.

NEW YORK CITY AND LONG ISLAND — SCM, Carleton L. Coleman, W2YRT — Asst. SCM: Harry Danals, 2TUK. SEC: ZAI. PAM: JZX. RMs: VNJ, LPJ. BNJ has moved to Los Angeles and as K6GIL will be found on 7- and 14-Mc. c.w. at about 10 p.m. EDST. He has a new MC-183D. ZAI reports the AREC is holding its own during the summer vacations but he would like more reports from the ECs. With no EC at present in Manhattan three new supporting members have been signed up, GQY, UCY, and NIJ. Net certificates were issued to NNG, GDJ, and OG. ELT went to W1-Land for a much-needed rest. NTB resigned as OBS because of business and school but manages to get in a few hours each week. WMG is the proud papa of a bouncing boy. EOS has moved to Delaware. KRQ is in the Army Air Force for four years. K2AWB moved to Florida. K2CRH and W2EEN are new OOs. CLG has a new 32V-2 and Super Pro, and with a portable rig while on vacation in the northern part of the State made nearly 50 contacts. RWQ visited VE1-Land during vacation. K2CQP reports no time for portable operation during vacation because of QRM from the YLs. GPQ has a new Brownie beam on 2 meters. VNJ has been very busy but manages to keep in NLI at times. VL went to 20 meters during the summer to avoid the QRN on 80 and worked some good DX. PF went to VE1- and W1-Land during vacation. YBT and JGV operated /W1 during their vacations. Nassau County EC, FI, reports 30-40 RACES station licenses were issued by the end of July. The 10-meter Nassau Net will hold RACES drills on the first Thurs. of each month. JZX visited NOC, NAI, and K2AMZ. IN is on a cruise to South America. GF is back teaching in W4-Land for the winter. BKN is a new OES, and has 420-Mc. corner reflector and a twin live on 220 Mc. AMM and BKN maintain regular skeds on 220 Mc. each Sun. 10 to 11 A.M. for those who might be interested. KGN, Brooklyn

(Continued on page 84)

HEATH COMPANY
BENTON HARBOR 9, MICHIGAN

New Heathkit VFO KIT



MODEL VF-1

\$1950

Ship. Wt. 7 lbs.

- Smooth acting illuminated and precalibrated dial.
- 6AU6 electron coupled Clapp oscillator and OA2 voltage regulator.
- 7 Band coverage, 160 through 10 meters—10 Volt RF output.
- Copper plated chassis—aluminum cabinet—easy to build—direct keying.

Here is the new Heathkit VFO you have been waiting for. The perfect companion to the Heathkit Model AT-1 Transmitter. It has sufficient output to drive any multi-stage transmitter of modern design. A terrific combination of outstanding features at a low kit price. Good mechanical and electrical design insures operating stability. Coils are wound on heavy duty ceramic forms, using Litz or double cellulose wire coated with polystyrene cement. Variable capacitor is of differential type construction, especially designed for maximum bandspread and features ceramic insulation and double bearings.


This kit is furnished with a carefully precalibrated dial which provides well over two feet of calibrated dial scale. Smooth acting vernier reduction drive insures easy tuning and zero beating. Power requirements 6.3 volts AC at .45 amperes and 250 volts DC at 15 mills. Just plug it into the power receptacle provided on the rear of the AT-1 Transmitter Kit. The VFO coaxial output cable terminates in plastic plug to fit standard 1/4" crystal holder. Construction is simple and wiring is easy.

Open layout—easy to build—simplified wiring.

Smooth acting illuminated dial drive.


Clean appearance—rugged construction—accessible calibrating adjustments.

Ceramic coil forms—differential condenser.



Copper plated chassis—careful shielding.

Heathkit AMATEUR TRANSMITTER KIT



MODEL AT-1

\$2950

Ship. Wt. 16 lbs.

SPECIFICATIONS:

Range 80, 40, 20, 15, 11, 10 meters.
 6AG5 Oscillator-multiplier.
 6L6 Amplifier-doubler
 6U4G Rectifier.
 105-125 Volt A.C. 50-60 cycles 100 watts. Size: 8 1/8 inch high x 13 3/8 inch wide x 7 inch deep.

Crystal or VFO excitation.

Prewound coils—metered operation.


32 ohm coaxial output.

Built-in power supply.

Rugged, clean construction.

Single knob band switching.

Here is a major Heathkit addition to the Ham radio field, the AT-1 Transmitter Kit, incorporating many desirable design features at the lowest possible dollar-per-watt price. Panel mounted crystal socket, stand-by switch, key click filter, A. C. line filtering, good shielding, etc. VFO or crystal excitation—up to 35 watts input. Built-in power supply provides 425 volts at 100 MA. Amazingly low kit price includes all circuit components, tubes, cabinet, punched chassis, and detailed construction manual.



NEW Heathkit COMMUNICATIONS RECEIVER KIT

Four band operation 535 to 35 Mc.

Six tube transformer operation.

SPECIFICATIONS:

Range.....535 Kc to 35 Mc
 12BE6 Mixer-oscillator
 12BA6 Detector, F. Amplifier
 12AY6 Detector-AVC-audio
 12BA6 B. F. O. oscillator
 12AG Beam power output
 6Y3G Rectifier
 105-125 volts A. C. 50-60 cycles, 45 watts.

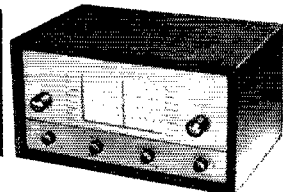
Stable BFO oscillator circuit.

Electrical bandspread and scale.

RF gain control with AVC or MVC.

5 1/2 inch PM Speaker-Headphone Jack.

Noise limiter—standby switch.



MODEL AR-2

\$2550

Ship. Wt. 12 lbs.

CABINET:

Proxylon impregnated fabric covered plywood cabinet. Shipping weight 5 lbs. Number 9110, \$4.50.

A new Heathkit AR-2 communications receiver. The ideal companion piece for the AT-1 Transmitter. Electrical bandspread scale for tuning and logging convenience. High gain miniature tubes and LF transformers for high sensitivity and good signal to noise ratio.

Construct your own Communications Receiver at a very substantial saving. Supplied with all tubes, punched and formed sheet metal parts, speaker, circuit components, and detailed step-by-step construction manual.

HEATH COMPANY
 BENTON HARBOR 9, MICHIGAN

EC, reports that he has some interesting drills planned for the fall, and would like to have all the gang who helped so much in the past come forward and join the regulars again to make this next season the best ever. OKU is building a new 300-watt rig. K2EKF has a new ground plane. MUM is a new OBS. The AREC Novice Net operates Sun. morning on 3755 kc. K2CRH is very active on 20-meter c.w. K2DUU is new president of the Eastern Radio Club. OGX reports that KN2UQ is a new station in the Bronx. IAG reports the Queens 10-meter Net is very active with 20 mobiles, 14 of which are Tu-Boro Club members. IAG is Asst. Radio Officer in Queens. LGK reports that Tu-Boro is enjoying ARRL slides and films and that on Field Day ten mobiles made the trip to Shohola. OME has new "Whipload 6" on his mobile rig and is doing FB on 75, 20, and 10 meters. MUM has a long wire up at last and is working DXCC. OMG has 95 confirmed out of 107 worked toward traffic again. K2DEB wants a sked with a Midwestern station to handle traffic to and from the East Coast. July was a big month at AEE; the school is 200 years old, the engineering school 90 years old, and the radio club a mere 40 years old. AEE has received WAS on 'phone. DDC has been drafted. DAI and DDC both recently were married. LBJ reports that 2RN held up well during the summer. KFV is radio officer for the Town of Hempstead. KEB is publicity chief for Malverne e.d. K2EP is NCS for the eastern section of TXN. The Tu-Boro Radio Club will hold a steindig Sat., Oct. 23rd, at Raschers Hall in East New York with dancing, refreshments, and prizes, at \$2 per. Contact Joe Hellmann, MES, chairman. Traffic: (July) W2JOA 1367, K2EP 854, W2KEB 739, KFV 728, JZX 559, LPJ 194, JGV 151, AEE 89, K2ABW 58, W2OMG 47, VNI 45, K2DEB 42, W2MUM 36, GPQ 24, LKJ 17, OME 17, AEV 13, CLG 7, K2DVT 5, W2PF 5, K2CRH 4, W2EC 3, IN 1 (June) W2BO 1075, K2DEB 55, GXC 18, LKJ 16, IAG 15, OGX 4. (May-June) K2EOR 760.

NORTHERN NEW JERSEY — SCM, Lloyd H. Manamon. W2VQR — SEC: NKD. PAM: CCS. RMa: NKD. EAS, CGG. The section bids farewell to FFX, president of the Ft. Monmouth Radio Club, who has assumed new duties at the General Electric Co., Syracuse, N. Y. K2EUN scored 6880 points in the last CD Party with his powerful little 6L6 rig. DRV is back from vacation. ORV is active in traffic nets. K2CHI is becoming interested in traffic work. JCO is off to Florida on a vacation trip. EAS, RM of NJN, reports good attendance during the summer months. JKH is moving to Westwood. RVRC has suspended active club projects until September. NQA finds owning a new house means little time for radio activity. JDI moved into a father-son team with the licensing of 15-year-old son Danny, KN2IUC. KN2ETH got General Class ticket. HUZ is building a house on an FB v.h.f. site above New Brunswick. UK is testing out a Long John 144-Mc. array that is worth journeying up the south bank of the Raritan to view on its 80-foot support. The Bloomfield RC is giving Novice and Technician Class exams twice monthly at its club house, 82 Broad Street, Bloomfield. ANG is in charge of the program, assisted by OYD and KLA. NCV has departed from his super hi-fi installation and his 32V-2, all for s.s.b. Hank has a new 20A on the air at present but contemplates a kw. linear in the very near future. CVW is reconditioning the station for the new operating season. Lots of the Northern New Jersey gang do not take part in the CD Parties. They should get into the thick of it. K2BCK made WAS during the July CD Party. CFB had his rig on 75 meters for the first time since 1939 and it still worked. K2GBM is busy building a new home but manages to get into NJN regularly. WCL was appointed Assistant Director of the Hudson Division by OBU. K2DSW came up with his best traffic count since he has been in the business, in spite of all the hot weather during July. ZPD sends me the 5th issue of the Bloomfield Civil Defense Radio Section publication, *The Signal*. This is a very fine monthly news letter giving up-to-the-minute information on RACES matters in his city. This takes lots of time and effort on the part of ZPD and he deserves a lot of credit for his fine work. This paper is circulated free to all registered RACES members. K2DHE is communications chairman for c.d. in Asbury Park. GUM is doing a fine job in Long Branch for the local Defense Council. State-purchased radio equipment now is coming into being with the arrival of the first pieces of the equipment at State Civil Defense Headquarters. RACES control stations will be established in each of the 21 counties in New Jersey. Traffic: (July) W2WCL 232, JCO 224, K2DSW 215, BWQ 188, W2EAS 95, CQB 77, K2EUN 61, GBM 34, W2OXL 34, ORV 24, DRV 12, FPM 12, NLY 5, CVW 4, K2BCK 2, W2CFB 2, K2CHI 2. (June) W2ORV 12.

MIDWEST DIVISION

IOWA — SCM, William G. Davis, W0PP — Nearly 300 attended the Iowa 75-meter Net picnic held in Des Moines Aug. 1st. This event was sponsored by the Des Moines Ham Club. Bob Denniston, of *Clipperton* fame, president of the Club, welcomed the group. Also heard were YUA, NCS of the Net; PP, SCM of Iowa; and SCA, Asst. SCM. ERP and UDU became grandparents July 6th. ERP is walking the floor as proxy for his son, SGB, who is in Japan with the Army Signal Corps. PAN has a new Zepp antenna and is working on a modulator. TQI has a new VFO. BVE

has joined the Air Force. HUY again is active on TLCN. QVA lost his antenna pole during a wind storm but has it up again. TLCN will resume its full Mon. through Fri. skeds Oct. 4th. DVP lives across the street from QVA. YDX has moved to Waseca, Minn. BGN/M worked DL4MN on 29.6 Mc. from West Liberty. SCA tells me BDR made BPL for July but Russ's vacation caused him to miss getting the report to me, so he'll be reported next month. BAL, BRB, PP, and others have been busy getting the WHO-TV 50-kw. stage going. CK now is going strong on 2 meters and giving OLY a bad time. Traffic: (July) W8SCA 1310, CZ 317, KSF 179, ERP 56, LJW 51, BLH 41, QVA 13, PAN 11, NGS 9, SEF 5. (June) W8ERP 72, BLH 35.

KANSAS — SCM, Earl N. Johnston, W0ICV — SEC: PAH. RM: KXL. PAM: FNS. Thanks to our Traffic Managers, PAM, RM, NCSs, and you fellows who are right in there moving that traffic, more traffic reports were received the first six months of this year than for the whole year before 1953. EOT held daily skeds with PSH 5/MM while Rex was cruising down the Mississippi to New Orleans. Morning skeds were held on the 3.8-Mc. band but most solid contacts were on the 7.2-Mc. band during the day. PSE 5/MM had a 30-ft. vertical fastened to the mast and a 30-ft. counterpoise trailing in the muddy river. ERA also had contacts with PSH 5/MM and some 'phone patch traffic was handled. YLO, of Scott City, went to Yellowstone Park with a group of Boy Scouts, holding three daily skeds for six days with ZUX. They also had contacts with MI, BYV, EUP, and QNJ. Several 'phone patches, some informals, and about 20 messages were handled. ZUX also reports some DX contacts on 20 meters such as ZL2BX, ZL3OC, ZP5GF, and OA5N. WGM is active on QKS again. He says the Signal Sentry is responsible. KSY has been in Wisconsin with KNG. HAW, reporting for N.E. Kansas, says LOP and OQZ are waiting for their General Class tickets. OFR has a new Viking II. EZT and HAW will be on from KECUX in Upland College in California this winter. MOX, of Overland Park, has been working on 2 meters and would like skeds with any of the v.h.f. gang. Traffic: (July) W0BLI 504, NLY 310, EOT 197, MKX 42, ONC 27, SVE 21, WGM 21, LOW 15, ECD 13, DEB 10, KFS 9, ABJ 7, TNA 6, YFE 6, LIX 5, FDJ 4, ICV 4, PSL 4, QMU 1, ZUX 1. (June) W0PSL 78, FEO 26, TOL 19, LQX 2.

MISSOURI — SCM, Clarence L. Arundale, W0GJ — SEC: VRF. PAM: BVL. RMa: OUD. QXO, FLN is currently conducting code and theory classes for a number of the engineering students at St. Louis University. While at Camp McCoy, BVL maintained daily schedules with GPI. Upon returning home, BVL found the modulation system in the BC-610 had gone bad. AJE is with the Hazelton Co. in New York. GFF is with RCA located in New Jersey. 9GNG is with McDonnell Aircraft in St. Louis. REX has a new De Luxe Bandmaster in operation. WN0UWD is on the air with a complete Heathkit station. YHL has assembled a Heathkit VFO. BZK has returned from National Guard camp. QXO had the power transformer rewound and is back with full power. RBJ has been hospitalized and took his receiver with him. KA entered the hospital to undergo surgery. RCV has a Collins 32V-1 on the air. RUF, DFK, and QMF maintain daily schedules on 2 meters. ECE is QRL with work and has a new 40-A Globe Scout. OMG and RMX have converted their Gonset Tribands for 40 meters. CZI was active at Lewallen Scout Camp and took care of the communications with home. VBH again is active on 75-meter 'phone. RTW took his Conditional Class test. Any hams in the St. Louis area who are interested in reserve military work, should contact BVL for further information. OMG has a new Master-Mobile 40-meter HY-Q Mobile Coil which works fine. RMX is building a de luxe mobile receiver. FNN has moved back to Springfield. Traffic: (July) W0CPI 931, GAR 796, QXO 415, GBJ 241, KA 60, LJS 50, BZK 45, QWB 38, HUI 33, EBE 27, KIK 16, BVL 10, CEK 9, OUD 8, BUL 7, RCV 7, LQC 6, CXE 4, QMF 4, ECE 3, ETW 3, NGX 2. (June) W0LJS 72, ECE 14, QMF 6, ETW 2.

NEBRASKA — SCM, Floyd B. Campbell, W0CBH — Asst. SCM-NCS: Tom Boydston, 0VYX. SEC: JDJ. Those mobiling around the Scottsbluff Area are VQN, JPB, and QKR. QKR was a visitor in North Platte and had a very nice visit with the SCM. EWN is the proud owner of a 10-B exciter. It is with regret that we report the loss of LXL to Nebraska but happy to report his being transferred to Lava Beds National Monument in California. Keep an eye out for Bob as he will be on the air soon. QKR reports a nice vacation in North Platte and Black Hills. RDN is back at the new QTH and will have the Nebraska C.W. Net in full swing. ZJF did a fine job with the Net during the summer months. DQL visited RDN recently. Among other things, FQB now is communications officer for the Omaha Fire Dept. Art spent his vacation in Estes Park but put up new 136-ft. end-fed antenna before leaving. Art has been on 40- and 20-meter 'phone for the summer. CBH and family spent two weeks in Washington State. KXD has D-104 push-to-talk to go with his B&W 5100. A very nice note was received from KN6DRX, at Albion, using Harvey-Wells. He will be on 3730 kc. Traffic: (July) K0AIR 2412, W0ZJF 166, HTA 40, RDN 23, VYX 27, K0WBF 20, W0AEM 18, NHT 13, MAO 15, EGQ 14, KDW 11, RRF

(Continued on page 86)

**SINGLE
SIDEBAND**
for the Radio Amateur

\$1.50

U.S.A. Proper
\$1.75 Elsewhere

A digest
of authoritative
articles on amateur
radio single sideband

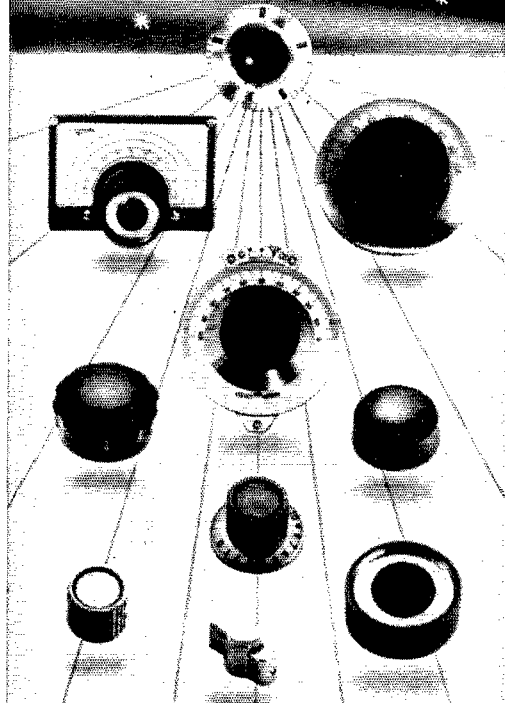


Announcing

A BRAND-NEW ARRL publication on a subject relatively new in amateur radio. The cream of the best information available, written by technically-minded amateurs who know their single sideband, and all collected between two covers for your convenience. Copies will be available the latter part of October from your dealer or direct from ARRL.

PUBLISHED BY THE AMERICAN RADIO RELAY LEAGUE

PRECISION components *tuned to tomorrow*



POPULAR DIALS AND KNOBS

For years, NATIONAL dials and knobs have been the popular choice of amateurs, experimenters, and commercial users.

NATIONAL dials feature smooth, velvety action, easily-read scales and quality construction. Many dials, like the N and ACN dials shown, can be specially calibrated or supplied with blank scales for commercial applications.

NATIONAL knobs—distinguished by their clean, functional, chrome and plastic styling and sturdy construction—are the most popular of their type ever produced. All fit 1/4" shafts. For commercial applications, they can be supplied in special colors and with special calibrations.

Write for new NATIONAL catalog of dials and knobs to Dept. Q-1054

National
NATIONAL COMPANY, INC.
61 SHERMAN ST., MALDEN 48, MASS.

11, QHG 10, ERM 9, HQN 9, OFL 8, PQP 5, CBH 4, FXH 4, KFY 4, ORW 4, CTH 3, THX 3, FQB 2, LRK 2, K0WBV 2. (June) W0FQB 1.

NEW ENGLAND DIVISION

CONNECTICUT—SCM, Milton E. Chaffee, W1EFW—SEC: LKF, PAM; RRE, RM; KYQ, MCN and CN, 3640, CPN 3880, CEN 29,580 kc. Traffic seems to move well in Connecticut through CN, MCN, and CPN plus those Connecticut members of TAN and Dragnet. In July, CPN met 26 times clearing 120 messages, CN was top with 193 in 26 meetings, and MCN handled 73 during 22 sessions. All nets welcome new members and can accommodate more traffic, so if you have a yen to handle traffic with some swell operators, note the nets above. New ORS: YNC and 5JXM/L. CUH renewed ORS appointment. A nice letter was received from HAN, who has been making good use of his time at home by adding countries and scoring well in the CD Party. AOS is QRL with domestic obligations. LIG came through again with a page of notes on the shore line gang. NBP is enjoying ham teletype and got good publicity

C.W.A. SEVENTH ANNUAL CONNECTICUT QSO PARTY October 23-24, 1954

All Connecticut amateurs are cordially invited to take part in the Seventh Annual Connecticut QSO Party to be sponsored by the Connecticut Wireless Assn.

Rules: 1) The Party will begin at 5:00 P.M. EST October 23rd and end at 11:00 P.M. EST October 24th. 2) Any and all amateur bands may be used, and either 'phone, c.w., or both. C.w.-to-'phone and cross-band contacts are permitted, but no extra credit is allowed for such QSOs. 3) The general call will be "CQ CN" on c.w. and "CQ Connecticut" on 'phone. 4) The same station may be counted but once regardless of band. Mobile, portable and home stations covered by the same station license all constitute the same station. 5) Exchange names of town areas. 6) Score 1 point per contact; multiply contact points by number of town areas worked for final score. 7) Reports must show times of QSO, call of stations worked, town area of station worked. All reports must be postmarked no later than November 15th and should be sent to J. A. Moskey, W1JMY, 157 Englewood Ave., West Hartford, Conn. 8) Special recognition to the high scorers and to the highest-scoring Novice. All decisions of the C.W.A. Contest Committee will be final.


Here is an opportunity to see how many Connecticut stations you can work in a 30-hour period. Get on the air October 23rd and 24th and meet the gang around your section!

in the Niantic press. OHI, JMI, and LIG are active on 2 meters. Ex-K8AQT now is ZLC in Bridgeport. RY has moved to Adrian. Mich. YNC reports to CN. RVD is active in the direction of the c.d. "Indie" Net. EVB is the only OO with a report. The CN picnic at Hubbard Park, Meriden, was well attended Aug. 8th. MJC has returned to Arkansas where operation is under 58NB. WXR reports a new Elmac AF-67. AREC registration forms were received from Novices AMJ and ZNT, also BNB and WAZ. VLB is operating mobile on 75 meters. UIZ is active on 144 Mc. and schedules VQI and JVU (Maine) with interesting results. Manchester, Waterbury, and Southington have active c.d. nets on the 144-Mc. band. Many appointees, particularly ECs, though active in their communities, are not renewing their appointments. How about all appointees checking on expiration dates. We need your reports, too! Don't forget the always-popular Conn. QSO Party, Oct. 23rd-24th. See box announcement in this section. Traffic: (July) W1SJO 242, WNH 151, CUH 150, UNG 145, AW 123, YBH 104, KYQ 102, LIG 95, TSZ 95, W5JXM/1 73, W1BVB 67, EFW 65, BDI 41, YYM 31, LV 26, RFJ 23, RGB 23, VOV 23, AYC 22, FTM 16, BFB 6, QJM 5, VOS 4, EOB 3, GIX 2, HYF 2. (June) W1VOV 34, VOS 24, FTM 19, KV 8.

MAINE—SCM, Bernard Seamon, W1AFT—SEC: BYK, PAM; BTY, RM; OHT, The Pine Tree Net meets Mon. through Fri. at 7 P.M. on 3562 kc.; the Sea Gull Net Mon. through Fri. on 3960 kc. at 5:30 P.M. New Operator's Department: In Lincoln WN1BSU; in Wells Beach, W1BDO. Welcome, gentlemen. We are very pleased to report that BYK is making a fine recovery from recent surgery. VE1ACO, of Moncton, paid a most appreciated visit to your SCM, as did TWR, of Gardiner. BX reports that APU is back on 75 meters after an absence of twenty years. His QTH is Dover-Foxcroft in case you have forgotten. All the gang was saddened to hear of the sudden passing of WTD. He was hanging up a new skyhook when it came in contact with a highline. Please keep those antennas in the

(Continued on page 88)

For SSB take your pick from the Eimac Big Six



EIMAC Big Six radial-beam power tubes with high screen voltage ratings, high power gain, and time proved performance in class AB₁ and AB₂ service are ideal for Single Side-band operation. The inherent high power gain of Eimac radial-beam power tubes is a natural to put a strong signal on the air despite the low level modulator and driver of SSB. Take advantage of the power saving and reduced interference of SSB operating with the quality, reliability and performance of Eimac Big Six tubes — proved in all types

EIMAC BIG SIX Radial-Beam Power Tubes

Tube type	Ham bands thru:
4-65A	144mc
4-125A	144mc
4-250A	144mc
4-400A	144mc
4X150A	420mc
4E27A	144mc

of commercial, military and amateur application. When planning or building that SSB rig, consider the more watt-hours per dollar offered by Eimac — the mark of excellence in electron-power tubes for 20 years.

For further information contact our Amateurs' Service Bureau.



EITEL-McCULLOUGH, INC. SAN BRUNO CALIFORNIA
The World's Largest Manufacturer of Transmitting Tubes.

B&W**MODEL 600**

Dip Meter



- ★ Frequency Range—1.75 to 260 MC. in 5 Bands
- ★ Adjustable Sensitivity Control
- ★ Wedge-shaped for Easy Access in Hard-to-get-at Places
- ★ Rust Proof Chassis, Sturdy Aluminum Case
- ★ Monitoring Jack and Diode Switch
- ★ Powered by 110 V. A.C. Line

PRICE**\$39⁷⁵**
net

A HIGHLY USEFUL INSTRUMENT FOR THE

**Amateur • Engineer • Service Man
Laboratory Technician • Experimenter**

The New B & W Model 600 Dip Meter provides you with a convenient means of doing the job in a minimum of time with dependable accuracy.

It is an extremely sensitive and reliable piece of test equipment having innumerable uses in the Ham Shack, Service Shop, Electronic Laboratory, or Production Plant.

Armed with this versatile and indispensable instrument, you eliminate the guess-work during measurement of—tank circuit frequencies, antennas, feed line systems, parasitics, and other pertinent tuned circuit characteristics, with speed and accuracy.

The handy instruction manual furnished with each instrument covers full information on how to use the Model 600 as an Absorption Meter, Auxiliary Signal Generator, R. F. Signal Monitor, and several special applications as well. See it at all leading electronic parts distributors throughout the U. S. A. and Canada; or write for descriptive bulletin.

BARKER & WILLIAMSON, INC.

237 Fairfield Avenue • Upper Darby, Pa.

clear and "switch to safety." Our RM, OHT, says there will be no more ORS appointments unless there is more activity on the Pine Tree Net. Come on you c.w. men, QNI! Also try to send some dope to the SCM. I have only three c.w. men in the entire State of Maine who make regular reports, OHT, LKP, and EFR. Among the many mobiles noted at BPT's Casco Day were one from Connecticut and one from New Hampshire. SIN won the hunt, assisted by a roaring thundershower which drove BPT out of hiding. Traffic: W1BPI 78, LKP 78, OHT 55, UZR 31, LYR 28, BTY 25, APT 11, YVW 11, BX 9, BYK 7, LHA 7, PTL 4, EOP 3, SNE 3, IXC 2.

EASTERN MASSACHUSETTS—SCM, Frank L. Baker, jr., W1ALP—SQB is the new EC for Reading. Appointments endorsed, LJJ as EC for Plymouth, OTW as QES, OLP as EC for Walpole. WJC is mobile on 10 meters. AUU moved to Bryantville, BTC is on 2 meters some. DDO has a new baby boy. IVI is working in Philadelphia. VZQ is on 2 and 8 meters. SKD took a trip to Germany. QMU is moving to Stoughton, Newton c.d. had a test with a plane. LMU went on a plane trip and visited 4LMG, KV4AA, BF, and AL. GMT moved to Pocasset, EJK is on 6 meters. PBM has a Gonset Communicator, UKO made BPL this month. WAI, a member of RSGB, has WAC. CTR is in Maine for a change. WU has a new coaxial antenna for 10 meters. BB has new 10/16/20 Telrex beam array. MX, YSW, YFM, and 90EX take part in CD Parties. The South Shore Club held its July summer meeting. VTT rebuilt the rig and has 60 watts. DWJ is on some both at home and mobile. ALP met SKMD, who was going through Quincy in a car. The Hingham c.d. group has No. 2 station at the So. Hingham fire station, with TBS-50 and RME 2-11. BW is working on a.s.s.c. exciter. TQS is going to Washington, D. C. to prep for Annapolis. DJ has TBS50-D on 6 meters and has worked lots of DX. The Braintree Radio Club held a meeting. NF is active on 144 Mc. 2NXS is working in Boston for about a year. BTX, Waltham, has Novice and Technician Class licenses. WNIZUC, new in Scituate, has his General Class license. YTA has an HQ-140X receiver. THO is mobile on 6 meters. WN1BUY, a new ham in Chelmsford, has HT-17 and S38B. HZE got him interested. SQB will have 1 kw. on all bands. VPO, Lincoln, is going to Amherst College and doing some work on JRA's transmitter, which he and YCG built. New calls of members of the South Eastern Mass. ARA are BND, AZU, ATA, and AEN. ZDK, at Otis Air Force Base, Falmouth, is handling traffic for the Cape Cod Area. WGN is Assistant Radio Officer and EC. UIE has a.s.b. 20A rig. MUM has a new jr. operator. HPH wants an antenna farm for his 32V-3 rig. KHV, pres.; YIY, vice-pres.; and UID, secy.-treas, have a full sked for the coming season for the South Eastern Mass. ARA. All hams are invited to join up. AMH's jr. operator is stealing the OM's thunder. WN1ZNG, Bob Kiley, 32 Pine Hill Circle, Wakefield, and a group are starting a Novice Net on 3735 kc. on week days at 7 p.m. and invite all Novices to join them. WNs AJG, AJM, AJX, BER, BGL, and BJW are present members. Drop WN1ZNG a line if interested. SBT has a new baby boy. AGB is mobile on 2 meters. 2UEI is getting married. Winthrop's last c.d. drill had SBT, DJ, OIR, NMX, WJZ, AGE, CMW, HFJ, and BB active. SBT is moving to Natick. They now have 3 Gonsets for c.d. work. CLF is active on 40 and 10 meters and has a Lysec ground-plane antenna. IA will be on the air each Mon. night on 10 meters for Quincy-Milton Net, also for Sector 5 Net, and to pass along any bulletins or news to members of the South Shore Radio Club. It is expected to have another TBS-50D and an NC-183 soon, also a Gonset Communicator on 2 meters. ALP has a Meissner Signal Shifter. Traffic: W1UKO 504, VVA 356, WAI 208, AVY 115, UE 46, TY 37, UTH 34, BY 22, IBE 22, CTR 16, WU 10, HWE 6, QON 6, BB 5, IA 4, CLF 3, LM 3, AHP 2, EMG 2, EPE 2, MX 2.

WESTERN MASSACHUSETTS—SCM, Roger E. Corey, W1JYH—SEC: KUE, RM: BVR, PAM: RDR. WMN meets at 7 p.m. EDST, Mon. through Fri. on 3560 kc. UVI, BVR, LRA, ALC, VBG, and WN1s ZBA, AOC, and UFP pitched in with the Westfield c.d. group to help out in a recent storm emergency. EFC took his new mobile to Vermont on vacation. COI found that his lawn and garden grew faster during the summer than his DX total but has a Q5-er and a new rotary under way to help remedy the situation. BVR is sporting a new Heathkit VFO. RZG filed in nicely on WMN while enjoying his summer vacation from Yale. WEF has a new 813 rig ready for the next contest. TVJ rolled up his FB traffic total this month in just 11 days. WCG has a new VFO 813 rig with 250 watts on all bands. A new c.w. traffic net has been formed which will operate Mon. through Fri. on 3735 kc. at 7 p.m. EDST. Although principally for training Novices, the net is open to all. For details contact Bob Kiley, ZNG, 32 Pine Hill Circle, Wakefield, Mass. UKR is a new OPS. UPE, UPP, UPG, and UPH operated mobile from New York while on vacation. SPF is on 10-meter mobile with an RME-53 converter. MYF also operates from the car with a new Gonset Super Six. WCG, WEF, QWJ, ZIO, BKG, JYH, MNG, WDW, and CJK took part in the CD Parties, and BDV/1 joined in from his summer home to give them a Maine contact. YXV is up to 16 countries with 75 watts and a piece of wire. AJX got his General Class license. Traffic: W1TVJ 322, BVR 56,

(Continued on page 90)

MALLORY HAM BULLETIN

Better Protection for Your Transmitter and Yourself... When You Use Mallory Wire-Wound Resistors



Wire-wound power resistors of the vitreous or baked enamel type have always been an important component in the construction and operation of amateur and commercial transmitters, yet, too often these resistors have been selected and purchased entirely on a "sight-unseen" basis with no thought given to the technical merit of the unit purchased.

This is unfortunate, because the undetected failure of just one of these resistors in a transmitter can be of serious consequence not only to the personal safety of the unsuspecting operator, but also in the costly replacement of expensive transmitting amplifier tubes.

Generally, the failure of wire-wound enamelled power resistors can be attributed to one or two important chemical-mechanical factors.

For example, resistors carelessly manufactured with an inferior grade of enamel, composed of chemicals of highly alkaline characteristics, soon fail because of corrosive action on the wire windings of the resistor coil. Leakage of moisture through the carelessly applied enamel also accelerates the corrosive action and results in a resistor of "high resistance" characteristics. In these cases, an original 10,000 ohm resistor may have a measured resistance of 100,000 ohms or more.

In addition, some resistors fail because of a mechanical tension created as a result of the unlike coefficient of expansion between the enamel coating and metal end-straps to which the resistor coil is terminated. Since the enamel as well as the metal end-straps firmly grasp the tiny resistance wire, any difference in temperature expansion results in increased tension on the resistance element, with eventual breakage of the wire. The end result is an "open" resistor.

All these factors have been carefully analyzed in the design and manufacture of Mallory wire-wound power resistors, and corrective measures taken to minimize the chance of failure. All Mallory resistors use a special non-alkaline, non-hygroscopic enamel which seals the resistor coil completely under a tough glass-like, moisture-impervious barrier. This enamel is carefully applied and cured to eliminate pin-holes and internal air bubbles which can be so troublesome.

In addition, the metal terminal straps of Mallory resistors are made of a special alloy whose coefficient of expansion is practically identical to that of the enamel covering. This means that the opposing forces normally resulting from unlike temperature coefficients are for all practical purposes equalized, thus reducing the possibility of lead breakage at the junction of terminal strap and resistor coil.

Your Mallory Distributor has these resistors for your inspection. Examine the smooth, even enamel on these resistors. You will see a difference right away. Check their price, too. Surprisingly enough, you will find you can buy Mallory premium quality at standard prices.

P. R. MALLORY & CO., Inc.
INDIANAPOLIS 6 INDIANA

P. R. MALLORY & CO. Inc.
MALLORY



LOOKING FOR DX?

GET A

GOTHAM BEAM

and work the world!

Reports tell the story of GOTHAM BEAM performance — the gang says you can work more DX in a day off a GOTHAM BEAM than in a year off a wire or dipole. GOTHAM BEAMS are strong, too; easy to assemble and install, no special tools or electronic equipment necessary; full instructions included, matching is automatic; maximum power gain built into the design — AND ALL AT LOW, LOW, PRICES.

NEW! NEW! NEW! 2-Meter Beam Kits

GOTHAM proudly presents a 6 element Yagi beam for 2 meters at only \$9.95. Contains a 12 foot boom, 1" alum. tubing; 3/8" alum. tubing for elements; Amphenol fittings; all hardware, and instructions. Vertical or horizontal polarization, terrific performance!

And GOTHAM'S new 12 element Yagi for 2 meters at only \$16.95! Contains a 12 foot boom, 1" alum. alloy tubing; 3/8" tubing for elements; all Amphenol fittings; all hardware, and instructions. Vertical or horizontal polarization, multiplies your power by 32!

10 M. BEAMS

S103T • Std. 10m 3-El. T match, \$18.95. 1 — 8' Boom, 3/4" Alum. Tubing; 3 — 6' Center Elements, 3/4" Alum. Tubing; 6 — 6' End Inserts, 3/8" Alum. Tubing; 1 — T Match (4'), Polystyrene Tubing; 1 — Beam Mount.

D103T • DeLux 10m 3-El. T match, \$25.95. 1 — 8' Boom, 1" Alum. Tubing; 3 — 6' Center Elements, 1" Alum. Tubing; 6 — 6' End Inserts, 3/4" Alum. Tubing; 1 — T Match (4'), Polystyrene Tubing; 1 — Beam Mount.

S104T • Std. 10m 4-El. T match, \$24.95. 1 — 12' Boom, 1" Alum. Tubing; 4 — 6' Center Elements, 3/4" Alum. Tubing; 8 — 6' End Inserts, 3/4" Alum. Tubing; 1 — T Match (4'), Polystyrene Tubing; 1 — Beam Mount.

D104T • DeLux 10m 4-El. T match, \$30.95. 1 — 12' Boom, 1" Alum. Tubing; 4 — 6' Center Elements, 1" Alum. Tubing; 8 — 6' End Inserts, 3/4" Alum. Tubing; 1 — T Match (4'), Polystyrene Tubing; 1 — Beam Mount.

15 M. BEAMS

S152T • Std. 15m 2-El. T match, \$22.95. 1 — 12' Boom, 1" Alum. Tubing; 2 — 12' Center Elements, 3/4" Alum. Tubing; 2 — 5' End Inserts, 3/8" Alum. Tubing; 2 — 7' End Inserts, 3/8" Alum. Tubing; 1 — T Match (6'), Polystyrene Tubing; 1 — Beam Mount.

D153T • DeLux 15m 3-El. T match, \$29.95. 1 — 12' Boom, 1" Alum. Tubing; 3 — 12' Center Elements, 1" Alum. Tubing; 2 — 5' End Inserts, 3/4" Alum. Tubing; 2 — 6' End Inserts, 3/8" Alum. Tubing; 2 — 7' End Inserts, 3/4" Alum. Tubing; 1 — T Match (6'), Polystyrene Tubing; 1 — Beam Mount.

20 M. BEAMS

S202N • Std. 20m 2-El. (No T), \$21.95. 2 — 12' Booms, 1" Alum. Tubing; 2 — 12' Center Elements, 1" Alum. Tubing; 4 — 12' End Inserts, 3/4" Alum. Tubing; 1 — Beam Mount.

S202T • Std. 20m 2-El. T match, \$24.95. 1 — 12' Boom, 1" Alum. Tubing; 2 — 12' Center Elements, 1" Alum. Tubing; 4 — 12' End Inserts, 3/4" Alum. Tubing; 1 — T Match (8'), Polystyrene Tubing; 1 — Beam Mount.

D202N • DeLux 20m 2-El. (No T), \$31.95. 2 — 12' Booms, 1" Alum. Tubing; 2 — 12' Center Elements, 1" Alum. Tubing; 4 — 12' End Inserts, 3/4" Alum. Tubing; 1 — Beam Crosspiece, 1" Alum. Tubing; 1 — Beam Mount.

D202T • DeLux 20m 2-El. T match, \$34.95. 2 — 12' Booms, 1" Alum. Tubing; 2 — 12' Center Elements, 1" Alum. Tubing; 4 — 12' End Inserts, 3/4" Alum. Tubing; 1 — Beam Crosspiece, 1" Alum. Tubing; 1 — Beam Mount.

S203N • Std. 20m 3-El. (No T), \$34.95. 1 — 12' Boom, 1" Alum. Tubing; 3 — 12' Center Elements, 3/4" Alum. Tubing; 6 — 12' End Inserts, 3/4" Alum. Tubing; 1 — Beam Mount.

S203T • Std. 20m 3-El. T match, \$37.95. 1 — 12' Boom, 1" Alum. Tubing; 3 — 12' Center Elements, 1" Alum. Tubing; 6 — 12' End Inserts, 3/4" Alum. Tubing; 1 — T Match (8'), Polystyrene Tubing; 1 — Beam Mount.

D203N • DeLux 20m 3-El. (No T), \$46.95. 2 — 12' Booms, 1" Alum. Tubing; 3 — 12' Center Elements, 1" Alum. Tubing; 6 — 12' End Inserts, 3/4" Alum. Tubing; 1 — Beam Crosspiece, 1" Alum. Tubing; 1 — Beam Mount.

D203T • DeLux 20m 3-El. T match, \$49.95. 2 — 12' Booms, 1" Alum. Tubing; 3 — 12' Center Elements, 1" Alum. Tubing; 6 — 12' End Inserts, 3/4" Alum. Tubing; 1 — T Match (8'), Polystyrene Tubing; 1 — Beam Crosspiece, 1" Alum. Tubing; 1 — Beam Mount.

WCG 38, TAY 36, SPF 28, JYH 10, RZG 10, WEF 10, RR 9, UVI 8, DVW 7, EFC 3, OBQ 1.

NEW HAMPSHIRE — SCM, Carroll A. Currier, W1GMH — SEC: BXU. RM: CRW. Asst. RM: TBS. PAM: AXL. VGX has a new Eldico electronic key and says it is FB. BPI, sponsor of the Barnyard Net in Maine, on 3960 kc, Mon. through Sat. from 0730 to 0900, invites any of the New Hampshire gang to call in. TBS is sure traffic-minded; he is Asst. RM, is in ICG as EAN representative to CAN, and has a certificate for UTL. A good time was had by those who attended the Draught picnic at PU's, VSO, of Colebrook, is putting a fine signal on the air. CDX is located in a new shack. COC is doing a fine job as NCS for Merrimack County Emergency Net. The Manchester Radio Club is working hard on plans for the convention to be held Oct. 10th. WZF and IBE called on GME, FTI and BFT entertained K2IWO and her OM, who have just returned from an assignment in England. This will be my last report as your SCM. It was a great disappointment to me to have to withdraw my name from the list of candidates but because of the break in my health I felt it was the only thing to do. I have enjoyed the work and hope that you as a group have not been disappointed in my efforts. If not, I am well paid for what I have done and will say, "All the best to you and yours, 73 and 88." Traffic: W1GMH 181, WUU 66, COC 35, QGU 25, POK 11, CDX 6, FZ 6, WBM 4, VGX 2.

RHODE ISLAND — SCM, Merrill D. Randall, W1JBB — SEC: MIJ. RM: BTV. RIN meets Mon., Wed., and Fri. at 1900 EDST on 3540 kc. Even your reporter succumbed to the vacation fever last month. Thanks to TRX, who very ably took over, the "word" was passed. K6BTE/1 has moved into our balliwick and is anxious for local QSOs. Look for him on 40, 80, and 20 meters. AIT was off the air for six weeks from home QTH. OIK says the reason we didn't hear from him for so long was a rig failure. BTV's jr. operator got the call WN1BQB. The RINN picnic was a huge success! This section has just lost ULG, who has been transferred to Florida. We will all miss "Commander Bob" who has done an excellent job in public relations for hams of not only Rhode Island but all over the world. Traffic seems to have come to a screeching halt with only one for July! It should again be stressed that one of the requirements for OPS and ORS appointment is membership in ARRL. We have been receiving requests for endorsement from a few who have not renewed their membership in ARRL. Traffic: (July) W1VXC 48. (June) W1BTV 87, VXC 45, AIT 40, OIK 30, YKQ 17, WN1BQB 7.

VERMONT — SCM, Robert L. Scott, W1RNA — PAM: RPR. RM: OAK. Vermont nets meet on 3520 and 3860. A total of 105 (registered) persons enjoyed the Vermont 'phone-c-w. family picnic at Brantbury State Park on Lake Dunmore Sun., July 25th, in spite of the doubtful weather. The BARC had its station, KOO, set up operating with emergency power on 75 with an extra receiver monitoring 10 meters, 10-meter walkie-talkies, home-built, were demonstrated. One of these was used as a public-address system with the 10-meter receiver as a loudspeaker for remarks by the SCM, RM, Asst. PAM, and Manager of the Green Mountain Net. Out-of-state visitors included UFV, UFW, HYF (ex-SCM) from Connecticut, PTB and UXS from New Hampshire; 20HN, WMN, and K2CKN from New York; 4BPG from North Carolina. Thirteen known mobiles were there operating 75, 10, and 2 meters. UXS won the mobile treasure hunt. Various net activities and the ANCS set-up for the coming year as well as the possibility of Burlington and Middlebury putting on a hamfest next year were discussed. Traffic: W1OAK 128, RNA 105, AYP 60, VZE 28, BJP 25, TLI 15, TAN 11, KJG 10, IT 3, RWP 3, UGW 3.

NORTHWESTERN DIVISION

ALASKA — SCM, Dave A. Fulton, KL7AGU — MZ made a quick trip to the States and return. He flew out and drove back over the Highway. He has been very busy getting settled in the new QTH and both he and the XYL, W7RTN, should be heard on the air more often now. SX is back on the air after a long period of silence. RE has been back on both mobile and from the home QTH. We understand RE is going to make some changes around the shack and will have more power and a new antenna. ATL has been busy traveling. He was out to Kodiak, Adak, and has just returned from Nome. ATT left for the States and was mobilizing down the Alaska Highway. We worked him from Anchorage with our mobile unit when he was mobile VE8 at Mile 111/ on the Alaska Highway, the first mobile we have ever heard after they left Anchorage. With all the new mobiles on the air now, how about some new AREC members?

IDAHO — SCM, Alan K. Ross, W7IWU — Kellogg: A nice letter from RQG reports on the gang around there. RSQ moved back into Kellogg from Coeur d'Alene. PTI directed a Boy Scout camp this summer, and expects to leave for college in the fall. The new club secretary is WN7WHZ, HXN and his XYL, HIQ, are back on with a GO-9 transmitter. The Big Springs Hamfest was a great success, with 143 registered and 73 mobiles, and received a nice write-up in the *Ham Bone* by MXM. BAR and his

(Continued on page 98)

HOW TO ORDER: Remit by check or money-order. We ship immediately by Railway Express, charges collect; foreign shipment cheapest way. 10-day unconditional money-back guarantee.

Send for folder on


Multi-Band & Pygmy Beams

DEALERS & CLUBS: WRITE FOR QUANTITY PRICES!

GOTHAM HOBBY

107 E. 126 Street
New York 35, N. Y.

Two pace-setters... with the famous Johnson name



A rugged, compact transmitter, the Viking Ranger may also be used as a flexible exciter without modification. Self-contained, 75 watts CW or 65 watts phone input. Crystal control or extremely stable built-in VFO—100% AM modulation—high gain audio. Pi-network antenna load matching from 50 to 300 ohms—complete TVI shielding and filtering. Covers all amateur bands from 10 to 160 meters—completely bandswitching. Used as an exciter, the Ranger will drive any of the popular kilowatt level tubes, providing a quality speech driver system for high power modulators as well. A power receptacle at rear provides filament, low voltage, and modulator plate power for operation of an auxiliary VHF rig on other equipment.

Extremely compact (only 15"x11-1/16"x9") the Ranger is designed throughout for easy assembly by the novice or experienced amateur. Wiring harness, punched chassis, all parts, hardware, and connectors furnished. Complete step-by-step assembly instructions, pictorial diagrams, and operating instructions included.

Cat. No. 240-161—Viking Ranger Kit, less tubes, crystals, key and mike. \$179.50 Amateur Net

Cat. No. 240-161-2—Viking Ranger, wired and tested, less tubes, crystals, key and mike \$258.00 Amateur Net


VIKING RANGER TRANSMITTER/EXCITER KIT

VIKING II TRANSMITTER KIT

TVI suppressed and with enough power to work 'round the world, the Viking II covers all amateur bands from 10 to 160 meters. 100 watts phone output, 130 watts CW. Instant bandswitching—VFO input provision—dual power supplies. All stages metered. Pi-network coupling output amplifier. Self-contained—no plug-in coils. 100% amplitude modulation.

Cat. No. 240-102—Viking II Transmitter Kit. Complete with tubes, less crystals, key and mike \$279.50 Amateur Net

Cat. No. 240-102-2—Viking, II, wired, tested with tubes, less crystals, key, and mike \$337.00 Amateur Net



For complete information: Write for booklet 724 containing circuit and pictorial diagrams of the Viking Ranger. (The NEW Johnson General Products Catalog 975 covers the complete line of amateur equipment.)



E. F. JOHNSON COMPANY

2823 Second Avenue Southwest • Waseca, Minnesota

CAPACITORS • INDUCTORS • SOCKETS • INSULATORS • PLUGS • JACKS • KNOBS • DIALS • PILOT LIGHTS


NOW at last ...

A
**PRECISION
BUILT**

5" SCOPE

priced at only

\$127.50



The **NEW**

PRECISION

MODEL

ES-520

PRECISION-Engineered in response to the demand for a low cost, **FACTORY-wired** **FACTORY-calibrated** and **FACTORY-guaranteed** 'scope . . . the new ES-520 fills an important need for every well-equipped ham shack.

SPECIFICATIONS INCLUDE :

- ★ Push-Pull vertical drive. 20 mv. per inch sensitivity.
- ★ 3-Step, frequency-compensated, vertical input attenuator.
- ★ Vertical freq. response 20 cycles to 500 KC within 2 DB.
- ★ 1 volt, peak-to-peak, built-in vertical voltage calibrator.
- ★ Excellent vertical square wave response from 20 cycles to 50 kilocycles.
- ★ Push-pull horizontal drive. 50 mv. per inch sensitivity.
- ★ Horizontal frequency response 20 cps to 200 KC within 3 DB (at full gain).
- ★ Internal linear sweep 10 cycles to 30 kilocycles.
- ★ Negative and positive sweep synch selection.

Plus additional engineering and performance features never before incorporated in an oscilloscope designed for general application and at such an economical price.

SERIES ES-520: In black ripple finished steel cabinet 8 1/2 x 14 1/2 x 16 1/2". Complete with all tubes, including 5UP1 CR tube. Comprehensive instruction manual.

Net Price: \$127.50

PRECISION Apparatus Co. Inc.

92-27 Horace Harding Blvd., Elmhurst, L. I., N. Y.

Export Division 458 Broadway, New York 13, U.S.A. - Cables - Mohranex
In Canada Atlas Radio Corp., Ltd., 560 King Street, W., Toronto 28

XYL are president and secretary for the next year. Boise: AXV and BMF are going strong on single sideband. TZA is collecting parts for same. The GEM Net again is active (c.w.) on 3638 kc. with SUZ, Boise, as NC on Mon.-Wed.-Fri. 9 p.m. MST. All interested in c.w. are welcome. May I urge all Idaho appointees to report monthly. Traffic: W7EYR 8.

MONTANA—SCM, Edward G. Brown, W7KGJ—The Great Falls Radio Club's new officers are UWN, pres.; JGG, vice-pres.; and LWR, secy.-treas. The Great Falls gang has been very active in emergency work and we hope the interest will continue. Montana hams were invited to Lewistown for a pot-luck picnic and we will have more news on this later. It seems to us that Lewistown is a good centrally-located spot for an annual hamfest and would allow more Montana hams to attend than any other location in the State. CT reported that he had a very enjoyable time at the Glacier Hamfest with a swell gang and good weather but that the attendance was a little under what he had expected. We have had no report on the Big Springs Hamfest as yet. PCZ has been doing a little DXing on 20 meters with VU1, AC4, VS9, and ZC5 to his credit. JRG is working a few stations on 6 meters. Now that the vacation season is over we should start getting some interesting activities reports. Traffic: (July) W7NZJ 5, PCZ 4. (May-June) W7PCZ 48.

OREGON—SCM, John M. Carroll, W7BUS—OSN reports very little activity because of vacations. OMO is doing a good job in getting out the OSN bulletin, which will carry more information on procedure and operating practices. TH reports returns on cards sent out on OSN still coming in. AJN, the RM, is active in all nets and asks for suggestions to improve membership this fall. UMZ is the new EC for Myrtle Point. QEP has a new jr. operator, David Roland. QWE is looking for a new QTH. REX has gone mobile. The 29.2 Mc. Portland Net will take part in the Hobby Show at Gresham. HUI is anticipating activity on 10 meters and is putting up a new beam. 2EKD is a mobile visitor in this section. OAP writes regarding club information. ADX is going strong with his new mobile. The Pendleton Radio Club has a large schedule of fall activities and is building a float for the various parades. BDN represented the SCM (still on crutches) at the Baker Club picnic. MQ still is installing v.h.f. equipment commercially. The Cascade Net reports 387 check-ins with LRT topping the Net Controls with nine times. Traffic: W7PRA 79, AJN 61, HDN 50, THX 48, QEI 42, OMO 23, ESJ 7, EDU 6, KTL 5.


WASHINGTON—SCM, Victor S. Gish, W7FX—BA, PGY, and FRU made BPL. New officers of the North Seattle Radio Club are QHI, pres.; NUN, vice-pres.; JPH, secy.; CO, treas.; UGV, sgt.-at-arms. PGY and LWB, directors. JFB resigned as OBS because of other activities. RTQ has a new B&W 5100. PGY now is a member of AF MARS. EVW reports an enjoyable trip to Anchorage, Alaska. UQY sends in a fine OO report and an impressive list of DX worked on 40 meters. LAF is chief operator of the Christian Radio Fellowship Net that meets Mon. on 3900 kc. at 1900 PST. Other members are AHV, EVL, HVB, IOY, PYP, TVA, UFD, RZL, and VI. Because of long and persistent industry rather than immediate results, CBE is becoming known as an authority on VFO construction. BA states glass rods are OK for fishpoles but wonders as to whip tips—he has busted two to date. JPH has moved to a new QTH near NUN and PGY. OZG's new QTH is a hand-picked radio station above Edmonds, Wash. Vacationing and absent from the Upper 4th Ave. Fish & Chowder Club (Seattle) are KZP, OZG, CBE, and JNC. ALU is back on 2 meters after a long absence. JHX reports the northwest 2-meter gang is going to horizontal. BA and PGY have their own private 2-meter pipeline. CWN made WAC at last. FWD and FWR are QRL canning, house-cleaning, and painting the house and towers. VE7ASR and W7HDT visited the SCM. HDT is EC for Asotin County and Clarkston. TGO is building new mobile. PYV is building new 160/80-meter rig for WSN use. ZU is on 'phone and reporting on WARTS with modulator built by PRZ, the jr. operator. The WARTS Net elected GJB as new manager with ORK and QYN as assistants. BMK hooked VP8AZ on 7 Mc. with 50 watts. BG is down with lumbago from remodeling the house. ETO reports not much activity because of TV (not TVT). HMQ reports from Puyallup Valley: OEB is heard on 75 meters (phone?); LEC is on 80 and 40 meters with new 811 job; MTX and HMQ have new Rangers; KHL was home for ten days from Alaskan waters; MCU and JJK are working RTTY on 80 meters; NZM is conducting the Pierce County AREC Net on 29.51 Mc.; WNTWHV is the first YL member of VARC. Traffic: (July) W7BA 1738, PGY 923, FRU 835, HKA 221, TGO 70, APS 68, RXH 66, USO 51, GAT 41, FWD 39, PYV 39, ZU 35, FIX 32, JPH 22, AMC 17, AIB 14, EVW 6, BMK 4, NWP 3, DDY 2, ALU 1, AVM 1. (June) W7PGY 1147, RXH 96, KT 84, AMC 24, EVW 8, NWP 4.

PACIFIC DIVISION

HAWAII—SCM, James E. Keefer, KH6KS—I have been advised that the October issue of QST will carry a call for nominees for the position of SCM of Hawaii with nomi-

(Continued on page 94)

Your
FREE copy
is ready!



New Centrallab Catalog No. 29

**Keeps you up to date
on Centrallab's latest developments**

- New** values in Adashaft* Radiohms
- New** Adashaft shafts
- New** Snap-Tite Controls
- New** Fastatch* Dual Concentric Controls
- New** Senior Compentrol*
- New** miniature rotary phenolic switches
- New** Phenolic Switch Kit
- New** complete line of standard DD disc capacitors
- New** miniature disc capacitors
- New** 3000-VDCW and 6000-VDCW Hi-Vo-Disc* Capacitors
- New** arrangement of capacitor kits
- New** Precision Attachable Terminal Hi-Vo-Kaps®
- New** Negative 330 and Negative 1500 TC Tubular Capacitors
- New** easier-to-read listings on CRL Printed Electronic Circuits
- New** P. E. C.* Kits

*Trademark

**Revised 48-page reference book on
America's most complete line of:**
Volume controls Switches
Printed Electronic Circuits*
Capacitors Steatite insulators

Centrallab Catalog No. 29 pictures and describes hundreds of CRL components, with exact specifications and details.

Ask your Centrallab distributor for your free copy. Or send the coupon to us today.

Centrallab

*Trademark

Tear out coupon and mail today!

CENTRALAB, A Division of Globe-Union Inc.
912J E. Keefe Avenue, Milwaukee 1, Wisconsin
 Send me free copy of Centrallab Catalog No. 29.

Name.....

Address.....


City.....Zone.....State.....

Q-3254

FOR CLEAN LIFE-LIKE SIGNALS

under adverse conditions use

TRIAD TRANSFORMERS



Case A

There's a lot of QRM on today's crowded bands. Even so, these Triad Audio components will give you a brand new conception of what good audio is like. These transformers are built especially for amateur use and are identical in workmanship and manufacturing techniques to the most expensive Triad transformers. Try them!


INPUT Transformers

Type No.	List Price	Application	Frequency Response	Primary Impedance Ohms	Turn Ratio
A-1X	\$ 2.75	Line or single button mike to grid.	300-3000	100	31.4
A-3X	3.90	Line or D.B. mike to grid.	300-3000	400 C.T.	15.8
A-5X	4.00	Single button mike to p.p. grids—hi-gain.	300-3000	100	84

MODULATION Transformers

Type No.	List Price	Primary	Frequency Response	Secondary	
				Impedance	Ma. Audio Watts
M-1X	\$ 3.80	10000 C.T. for 19, 1J6, 6N7, 6A5, etc.	300-3000	5000-8000-10000	50 5
M-3X	5.60	10000 C.T. for 6N7, 6A5, 6F6's, etc.	300-3000	3000-5000-8000	100 20
M-7A	14.45	4250 C.T. for 807's.	300-3000	3000-5000-8000	200 60
M-8A	21.20	Multi-match.	300-3000	4000 to 20000	200 80
M-12A	22.50	Multi-match.	300-3000	4000 to 20000	300 125

These and a wide range of other Triad amateur type transformers listed in Catalog TR-54D free on request.



4055 Redwood Ave. • Venice, Calif.



nations to close Nov. 15, 1954. Once again I ask that all of you consider the matter carefully and put on a campaign for your nominee! In the meantime KH6KS will continue to accept traffic reports. The biggest group to report in the past year showed up for July. KA2NY, KA2GE, KH6USA, KA2AK, KA2FEC, KA7SL, KA9MF, KA4DR, KA7RC, KA2FC, and KH6AJF all reported heavy traffic with the States. KH6FAA's total was low because they are moving to a new QTH, an obsolete airport control tower with glass enclosed cab no less! KH6USA also is being rebuilt, complete with new antenna farm. Traffic: KH6USA 2620, KH6AJF 1091, KH6FAF 353, KH6FAA 263.

NEVADA—SCNI, Ray T. Warner, W7JU—K7FDB, of Stead AFB, continues to be the outstanding traffic station of Nevada, turning in the tremendous traffic count of 3753 messages handled. Good work, fellows. 5DY7 is active with a Heathkit transmitter. TXI now is mobile. VDC reports in regularly and spends most of his time pushing traffic at K7FDB. VIU ran up close to 50,000 points in the last CD Party. He has now worked 20 countries with his new Viking. RBV of Las Vegas, reports in with a traffic count of 65. PEW is heard regularly on 20- and 40-meter c.w. UPS has a Viking and an S76 and is making application for AREC membership. SXD, of Boulder City, is heard more regularly now that his new Viking has been completed. TKY, who is cramped for antenna space, is doing well with a short off-center-fed antenna. RKE and TGR, of Boulder City, are both active on 40 meters. Traffic: K7FDB 3753, W7VDC 91, RBV 65, JU 11, VIU 8.

SANTA CLARA VALLEY—SCM, Roy I. Cousin, W6LZL—The month of July will long be remembered by over five hundred hams who attended the Pacific Division Convention in San Jose. It was very well planned, with wonderful prizes and a super feed thrown in to make it one of the finest in a long, long time. The presence of President Dosland and George Hart from Headquarters topped it off. FXX is back from his vacation which was very interesting as he, RLB, and 8ISL went to Pikes Peak in Colorado to try some DXing on 144 Mc., but he says the attempt was only partially successful. GXF moved to the Emerald Lake section of Redwood City and hopes to be on 144 Mc. soon with his sixteen-element beam. ZXS and his XYL JKC, added a baby girl to their family recently. K6DOS is smoothing out the bugs in his Lysox rig. UKM became the proud owner of a harmonic recently. WLI sent a fine report of his activities as OO and forwarded some letters of appreciative hams who thanked him for his effort in warning them of out-of-band or bad-signal operation. OIF, who is vacationing with the Army, dropped me another line from Camp Gordon, Ga., and wondered if any of his friends in the area would make the effort to drop him a line and give him a little news of the doings in the area. His address is Gene, 60IF, Camp Gordon Radio Club, Camp Gordon, Ga. The Mountain View Amateur Radio Club had Dr. A. M. Peterson, of Stanford University, who spoke on "Sporadic E Layer Phenomena." The SCCARA skipped its meeting in lieu of its hamfest. The San Mateo County Radio Club also had a speaker at its meeting. Traffic: W6UTV 58, MMG 4.

EAST BAY—SCM, Guy Black, W6RLB—Asst. SCMs: Oliver Nelson, 6MXQ; Harry Cameron, RVC. SEC: WGM. RMs: IPW, JOH. PAM, LL. ECs: CAN, CX, FLT, QDE, TCU, ZZF. KN6EHQ is an ex-member of AREC in Oakland. LTI is new Class IV OO. General and amateur class license exams are now given by the FCC on Fridays. Will those willing to monitor the mail examinations for Novice and Technician licenses, drop me a note? JHV and DDT enjoy their Viking Rangers. The North Bay Amateur Radio Assn. meets the 1st Fri. of each month in the Vallejo Red Cross. The s.s.s.c. gang now includes LWD, BM, BMY, FZC, TT, ASJ, and UHM. VFW has had lots of experience wiring up Central Electronics Kits. The SARO has purchased two 10B kits to be loaned free to members to get them acquainted with single sideband, and will construct two 2-meter rigs for the same purpose. UCP gave a talk on frequency measurement to the Oakland Radio Club in August. JZ is working on a new pi network rig especially for code practice transmissions. YDI has been travelling to Missouri. HBF is on 75-meter phone with low power. JOH's new QTH is 567 Capell St., Oakland. K6WAY has 65- and 75-foot steel towers to boost the antennas out of the noise level. K6BDF has been up to Anchorage. JZ reports a MARS net is getting started on 148.01 Mc. ITH reports some traffic-handling but still is mostly experimenting with TTY. K6GWE is the call of the V.H.F. Expeditionary Society Station on Vollmer Peak. The v.h.f. gang is all set to give 1HDQ the dope on West Coast v.h.f. when he appears at the v.h.f. hamfest scheduled for Oct. 3rd. VSV, MXQ, and RLB have new Workshop 6-meter three-element beams. VSV, MXQ, LOZ, GQK, and DSZ made an arduous trip to White Mountain, trying to establish new 2-meter DX records. RLB was listening for them on Pike's Peak, Colo. DIX was the 14th operator to receive the WACC certificate of the Oakland Radio Club. K6AVD has 200 watts and a long wire on 20 meters. K6DCA operates n.f.m. on 75 meters. New calls on TTY are NPB, US, and K6BRO. LGV is waiting for a chance to get up his 10-meter beam. NTU spoke at the Mt. Diablo Radio Club in August. Friends of SPF, a polio patient at the Contra Costa County Hospital, have provided him with a transmitter and receiver, and

(Continued on page 96)

PROVEN PERFORMANCE ON

144-148

MEGACYCLES

FCDA

APPROVED
FOR MATCHING FUNDS



MODEL

CD-2


DOUBLE

CONVERSION

RECEIVER

Designed for Continuous Duty.

27 watt input - 17 watt output



SONAR PRODUCTS ARE SOLD BY

A and F ELECTRO MART
Milwaukee, Wis.

ACK RADIO
Birmingham, Alabama

ALLIED RADIO
Chicago, Ill.

ALMO RADIO
Phila., Wilmington, Atlantic
City, Camden, Salisbury

ARROW ELECTRONICS
New York City

GEORGE D. BARBEY CO.
Reading, Pottstown, Lebanon,
Lancaster, Pa.

BRISTOL RADIO
Bristol, Va.

CONCORD RADIO
New York City, N. Y.

EVANS RADIO
Concord, New Hampshire

FT. ORANGE RADIO
Albany, N. Y.

R C and L F HALL
Houston, Galveston,
Beaumont, Texas City, Texas

HARVEY RADIO
New York City, N. Y.

HUDSON RADIO
New York City
Newark, N. J.

OFFENBACH and REIMUS
San Francisco, Calif.

OLSON RADIO
Cleveland, Akron, Ohio

PAYETTE RADIO
Montreal, Canada

RADIO CENTER
Montreal, Canada

RADIO EQUIPMENT
Buffalo, Batavia, Niagara
Falls, N. Y.

RADIO SHACK
Boston, Mass.

SPECIALTY DISTRIBUTING
Atlanta, Ga.

J. V. STOUT
Baltimore, Md.

TERMINAL RADIO
New York City, N. Y.

VALLEY ELECTRONICS
Burbank, Calif.

VAN SICKLE RADIO
Ft. Wayne, Indiana

WORLD RADIO
Council Bluffs, Iowa

ZACK RADIO
San Francisco, Calif.
Palo Alto, Calif.

The CD-2 is a combined 2 meter crystal controlled transmitter and double conversion super heterodyne receiver. It is designed for CD fixed and emergency operations, and is engineered to meet all the rigid specifications of the FCDA. The CD-2 is a rugged, quality constructed unit, dependable for the serious work of CD — ideal for just pleasant QSO'ing on two. Compare these fine outstanding features . . .


- 110 VAC AND 6 VDC OPERATION
- RCVR SENSITIVITY: 0.5 MICROVOLTS
- IMAGE REJECTION: 60 db
- HARMONIC SUPPRESSION: 60 db
- 8 CRYSTAL CHANNELS
- NO MULTIPLIER TUNING REQ. (FACTORY SET)
- 6252/AX9910 P.P. FINAL
- PLATE MODULATED
- ANTENNA INPED.: 32 - 72 OHMS
- PROVISIONS FOR COMPLETE REMOTE CONTROL
- PUSH-TO-TALK OPERATION
- AVAILABLE FOR 6 METERS (CD-6)

A complete resume available on request to CD Division —

SONAR RADIO CORP
3050 WEST 21st ST., B'KLYN, N. Y.

RAYTHEON CK722 TRANSISTORS

now only \$ **3**⁵⁰



Now you can buy a Raytheon CK722 Transistor for the price of a tube. The tremendous popularity of this Raytheon Transistor has made mass production possible, permitting Raytheon to substantially reduce the price to you.

Ask your Raytheon Tube Distributor to show you how you can use the CK722 to good advantage in your rigs and experimental work.



Excellence in Electronics

RAYTHEON MFG. CO.

Receiving and Cathode Ray Tube Operations
Newton 58, Massachusetts

RELIABLE SUBMINIATURE AND MINIATURE TUBES
SEMICONDUCTOR DIODES AND TRANSISTORS
NUCLEONIC TUBES

RECEIVING AND PICTURE TUBES • MICROWAVE TUBES

obtained permission to install the antenna on the roof of the isolation ward. He will be able to go on the air when a small remote control unit, operated from inside the iron lung, has been perfected. Traffic: (July) K6FDG 1645, W4Y 258, BDF 144, W6QPY 91, JZ 43, HBF 18, JOH 17, EJA 9, YDI 3. (June) W6JOH 105, ITH 49.

SAN FRANCISCO — SCM, Walter A. Buckley, W6GGC — SEC: NL, EC: BYS. Two new calls in Humboldt County are KN6GSO and KN6GHA. A fine turnout for Field Day is reported, also a fine picnic day at Patriots Point State Park. Congratulations to Ellen and Ed Kirkwood on the birth of a grandson. The Marin Radio Club took a trip over to Larkspur to attend the July meeting but it had been cancelled. The Hifrequency Amateur Mobile Society July meeting was very informal; only 16 showed up because of vacation schedules. The San Francisco Radio Club's guest speaker for the month was FNC, who told of his mobile trip with ham gear and direction-finder detector in trying to find the lost raft *Lehi*. Director Ray Cornell also attended the meeting. Dr. Ray, from the Philippines, was in the U. S. to attend a medical meeting and met many of his fellow hams at the club meeting. The 29ers started a bingo game via the 10-meter band with fine results. The relay station was mobile high on Twin Peaks. The East Bay Skyriders, 29ers, and Mobileers are planning a group breakfast for the near future. The Young Ladies' Radio Club of S. F. had a little gathering at PCN's QTH for 2EEO, Madeline Greenberg, while she was in San Francisco with the OM. Two more code pupils of QMO are ready for the test. The San Francisco Naval Shipyard Club is planning a picnic to be held Sat., Sept. 25th, at Flood Park. San Mateo, 2CYK, Art Greenberg, former president of the New York Radio Club attended the San Francisco Radio Club Board Meeting and was interested in seeing how such a large club handled affairs. He also was interested in the 10-meter transmitter monthly hunts and how points were counted. ATO received a certificate at San Jose as being "Mr. T. V. Pacific." He and his crew put in many hours of hard work and deserve lots of credit. UEV's new QTH is Corde Madera. GHI is the proud owner of an Elmac rig for mobile. YC was lucky a second time in contacting LU3HR, formerly LU2CA, his pal of 25 years ago. GQA is busy rebuilding his rig. GCV checks into MARS every Wednesday. CBE won the 10-meter hunt at the San Jose Convention on the first transmitter hunt. San Francisco Civil Defense meets on 145.59 Mc. every Mon. at 8 p.m. NL pulled a surprise on the boys recently. He turned net control over to a mobile rig and says each fellow should be prepared to handle the job in case of disaster where the regular control station may be damaged. AR1GC, on 3.9 Mc. at 10:30 each Sun., recently discussed detectors and their value. KZF feels the matter should receive consideration. With 75 meters Sun., 2 meters Mon., and 10 meters with 18 mobiles ready for action at all times, c.d. really is getting on the ball locally. Condolences and sympathy from all amateurs in the section to GEW, who lost both his son and daughter in a private plane crash. Congratulations to RLB on the swell job he's doing on the *CCRC Calendar* each month. Los Angeles is interested in having a contest game of chess between San Francisco and Los Angeles. I wish to take this opportunity to thank the ARRL appointees in this section for such prompt reports each month and certainly appreciate the wonderful cooperation I have received. Congratulations to SWP, QMO, and PHT on making BPL. Traffic: W6SWP 1746, QMO 603, PHT 597, GCV 23, YC 14, MWF 10, GGC 6.

SACRAMENTO VALLEY — SCM, Harold L. Lucero, W6JDN — PBM, GHP, GPN, CCX, OXG, HTS, K6FAV, LZM, and DMA are active on c.d. nets. VUU, ETD, JDN, K6FAV, AK, VBI, and NGG are active in MARS. LLR and UAF were visitors in Klamath Falls, Ore., during the convention. SYY is doing nice work in c.d. K6DBA, IHX, K6ADC, W6CCR, and KKI are on 75-meter mobile. TYC and MIW moved to new QTH. K6DBA has trouble with mobile receiver. FNS has new car and mobile. UMK has moved to New Mexico. YFP is back on the day shift. REP is in Oregon temporarily. HIR has a new Elmac transmitter. ROO has new 40-meter vertical. GQS is now with Ma Bell. NJF and VYE are vacationing. ASI is toying with 4-125As in new amplifier. AK is recovering nicely from an operation. LSK is fighting mobile trouble. K6FR operates portable each week end. MYT is back on after "shack trouble." OOC is on vacation and is mobilizing. HSV still is recovering from Field Day. ICB has a new antenna system. K8AIA is a newcomer to Sacramento. QDT is rebuilding 1 kw. NFI is experimenting with antennas. GDO has mobile in new station wagon. UYK has new mobile. GKW is on 75 meters. ZF and CIS are experimenting with new vertical antennas. PVI is building new 2-meter gear. The latest addition to Chico is KNGGSK, the XYL of W6TKK. HNL has a new guide dog. K6BDI has been drafted. GVA is with the Forest Service. Let's support the NTS and also work with our RMs and improve our operating practices. Fellows, we are calling a section meeting at Chico in September, the date to be announced via radio. It is to be an open forum, so get together with your constructive gripes. The Pacific Division Director will be there. A new club has been formed in Oroville. Traffic: W6OPY 238, MWR 12, SDP 12, JDN 5.

SAN JOAQUIN VALLEY — SCM, Edward L. Bewley,
(Continued on page 98)



**YOUR ELECTRONIC
EQUIPMENT**

Demands Highly Specialized

WIRE

**THE MANUFACTURERS
AND SERVICE MEN
WHO SERVE BEST**

Specify

Belden

WIREMAKER FOR INDUSTRY


QSO

by "Rocky"

Dear OM:

October is the month of ghosts, goblins and Halloween parties, and the kiddies down the street will be around for "trick or treat" again.

Speaking of trick or treat, it's no trick at all to treat yourself to the hottest new transmitter-exciter in the amateur market, the VIKING RANGER.



It's available in kit form or factory wired and tested, priced at \$179.50 (kit form) and \$258.00 (wired) amateur net.

A lot of the fellows have traded in their old gear on the RANGER; why don't you? Let us know what you have to trade

"BECAUSE"

We have a trade-in plan that can bring you more value than a "regular" trade-in. Call, write, or wire us for details.

TERMS, OF COURSE

"Rocky"

C & G Radio Supply Company

2502 Jefferson
Tacoma 2, Wash.

Phone
BR 3181

W6GIW — SEC: EBL, RM: K6BGM. PAMs: ZRJ, WJF. You will notice two changes in leadership appointments this month. EBL is our new SEC, replacing KRO who moved from the section, and K6BGM is taking over the reins as RM, replacing OPU, who resigned because his work does not allow him sufficient time to handle the job the way he wants to. I hope you will all support the new leaders as you have the old ones. The SJVN Traffic Net is inoperative at the present time because of lack of members, but Ann, K6BGM, assures me something will be done to keep a c.w. net active in the section. BUA has 4-65A mobile. BCY is busy with c.d. work and is organizing communications for a parade in Merced. K6BMM has Collins surplus 150 RA32 and is building mobile gear for c.d. work. WJF and FEA attended the YL-OM picnic of the YLRL in South Gate. K6FAE is handling the biggest load of traffic in the section, according to reports, with a daily sked with Japan. TTX is using a Viking II with a BC-696 VFO, and is quite busy on c.w. traffic nets. K6BGM won the women's code contest at the Pacific Division Convention. PKY is back in Fresno after a trip to Florida and Michigan. GQZ and EXH are installing 75- and 40-meter mobile in their brand-new car. ZRJ made 2400 points in two hours during the last CD Party. YWH has been heard on 75 meters with a nice-sounding mobile. Traffic: (July) K6FAE 1444, W6TTX 102, K6BGM 25, W6FEA 22, GIW 22, SJJ 22, ZRJ 17, EBL 15, WJF 8, K6BMM 2, W6BCY 1. (June) W6SJJ 82. (May) K6FAE 1502. (Apr.) K6FAE 636, W6FEA 25, WJF 16.

ROANOKE DIVISION

SOUTH CAROLINA — SCM, T. Hunter Wood, W4ANK — A transmitter hunt was conducted by the Columbia amateurs and the Charleston group on July 18th. The transmitter was well hidden by FFH and ZRH on Goat Island on Lake Marion, some 60 miles from the two cities, and was operated on 3930 kc. The transmitter, located by HMG within three hours after starting time, used the Charleston call HHO and was operated by emergency gasoline generator power supply. The following participated: ANK, CHL, CSP, DNR, EDQ, ERG, FFH, HMG, HSM, MBR, NTQ, SWT, SZG, TPE, UOQ, WIQ, WNY, WSA, ZRH, and 8FZO/4. FM took his portable rig to Alabama again during vacation to find his 80-meter antenna gone so he operated on 40 with good results. GCB reports from Sumter that WN4GCA is active on the 80-meter Novice band, GLH soon will be on 80-meter 'phone and c.w. with a new Globe Scout, and GCB has his Conditional Class license and is on 80- and 20-meter c.w. with a Heathkit transmitter and VFO. PED is active with a 30-watt fixed rig and 40-watt mobile on 75 meters. AUL reports from Florence that LLH now is mobile with a Babcock transmitter and Gonset Super Six and TSU has a 300-watt mobile rig on 75 meters in the trunk of his Ford. RXJ has moved from Florence to Nashville, Tenn. CPZ has moved to a new home and has a sixteen-element beam on 2 meters. Traffic: W4ZIZ 67, ANK 23, FM 8.

VIRGINIA — SCM, John Carl Morgan, W4KX — With deep regret we record the passing of CA, one of Virginia's pioneer amateurs and for many years its SCM. The livewire Richmond gang announces sponsorship of the Roanoke Division Convention. See you in Richmond Oct. 30th. The SVARC held another successful hamfest Aug. 1st at Dickey Ridge with some 250 attending. DXers had a chance at another "country" when Virginians QCW, VZQ, and WN4HBC went on a DXpedition to Nevasa Island in the Caribbean as KC4AB. WN4CHK, high scorer in the 4th call area in the Novice Roundup, is planning to take the General Class exam. YVG reports hams acted as checkers for the motorcycle run between Norfolk and Natural Bridge. We'll miss ESK, soon to be signing 7ESK from Washington; UD, who's moving to W6-Land; and ATA, now in Florida. YZC, running 150 portable in North Carolina, says he will be back for the VN/VSN regular season. HQN and UBC visited the SCM en route through Winchester. The feminine contingent is urged to send YL items to BLR. Kay is writing a fine YL column for the Virginia *Bulletin*. PNK has licked TVI and now can run a half gallon. GF has a new switchable 5-band antenna tuner and is working on 3-band vertical for DX. By the time this appears the fall net season will be underway. If you like traffic-handling, you're urged to report into any or all nets. Even though you may not consider yourself a "hot" code man (or gal) give a try at reporting into the c.w. nets. You're most welcome, and all hands are more than willing to QRS if needed. A list of "QN" signals is yours on request to the SCM. Traffic nets, frequencies, times, and days are as follows: Va. 'Phone Net. (VFN) 3335 kc. 7 p.m. Daily; Old Dominion Net (ODN) 3845 kc. 1300 Mon.-Fri.; Va. C.W. Net (VN) 3680 kd. 1900 Mon.-Fri.; Va. Slow Net (VSN) 3680 kc. 1830 Mon.-Fri.; Va. Overflor Net (VON) 1820 kc. 1900 Mon.-Fri. Traffic: (July) W4BLR 83, KX 64, YVG 37, DWP 22, TYC 22, LW 16, OVV 11, ZFV 11, IF 5, TFX 4, UWS 4, ZYV 3, JUJ 2, CHK 1, CKI 1. (June) W4RJW 57, KRR 46, UHG 18.

WEST VIRGINIA — SCM, Albert H. Hix, W8PQQ — IRN has a new Viking Ranger. DIE is working good DX on 14 Mc. The Richmond Amateur Radio Club is sponsoring an

(Continued on page 100)



EVERYBODY WANTS MULTIPHASE EQUIPMENT

and for good reason. It's versatile, permits all-band operation 10 thru 160, it's extremely stable and it's a well engineered, dependable piece of communications equipment.



MODEL 20A

MULTIPHASE EQUIPMENT is the overwhelming choice of SSB OPS everywhere. Ask any ham who uses it! Listen to it perform on SSB, AM, PM or CW!

MODEL 20A

- 20 Watts Peak Output SSB, AM, PM and CW
- Completely Bandswitched 160 thru 10 Meters
- Magic Eye Carrier Null and Peak Modulation Indicator

Choice of grey table model, grey or black wrinkle finish rack model.

Wired and tested..... \$249.50
Complete kit..... \$199.50

SIDEBAND SLICER MODEL A IMPROVES ANY RECEIVER



Upper or lower sideband reception of SSB, AM, PM and CW at the flip of a switch. Cuts ORM in half. Exalted carrier method eliminates distortion caused by selective fading. Easily connected into any receiver having 450-500 KC IF. Built-in power supply. Reduces or eliminates interference from 15 KC TV receiver sweep harmonics.

Wired and tested..... \$74.50
Complete kit..... \$49.50

Check These Features NOW IN BOTH MODELS

- **Perfected Voice-Controlled Break-in on SSB, AM, PM.**
- **Upper or Lower Sideband at the flip of a switch.**
- **New Carrier Level Control.** Insert any amount of carrier without disturbing carrier suppression adjustments.
- **New Calibrate Circuit.** Simply talk yourself exactly on frequency as you set your VFO. Calibrate signal level adjustable from zero to full output.
- **New AF Input Jack.** For oscillator or phone patch.
- **CW Break-in Operation.**
- **New Gold Contact Voice Control Relay.** Extra contacts for muting receiver, operating relays, etc.
- **Accessory Power Socket.** Furnishes blocking bias for linear amplifier and voltage for optional VFO (Modified BC458 makes an excellent multiband VFO.)
- **40 DB or More Suppression** of unwanted sideband.



MODEL 10B

SUCCESSOR TO THE POPULAR MODEL 10A

- 10 Watts Peak Output SSB, AM, PM and CW
- Multiband Operation using plug-in coils.

Choice of grey table model, grey or black wrinkle finish rack model. With coils for one band.

Wired and tested..... \$179.50
Complete kit..... \$129.50

QT-1 ANTI-TRIP UNIT

Perfected Voice Operated Break-in with loudspeaker. Prevents loud signals, heterodynes and static from tripping the voice break-in circuit. All electronic — no relays. Plugs into socket inside 20A or 10B Exciter.

Wired and tested, with tube.... \$12.50

AP-1 ADAPTER

Plug-in IF stage — used with Slicer, allows receiver to be switched back to normal.

Wired and tested, with tube..... \$8.50

PS-1 NETWORK

Plug-in prealigned 90° phase shift network and socket available separately for use with GE Signal Slicer and SSB Jr..... \$8.95

WRITE FOR LITERATURE

MULTIPHASE
EQUIPMENT

Central Electronics, Inc.

1247 W. Belmont Ave.

Chicago 13, Illinois

Watch For Early Announcement Of The New DeLuxe MULTIPHASE VFO.

amateurs know



AMPHENOL

is best

➔ Radio amateurs have depended upon AMPHENOL quality products for many years. An outstanding example is the AMPHENOL Amateur Antenna Kit. Thousands have been sold to satisfied amateurs everywhere.

➔ The easy-to-assemble Amateur Antenna in the Kit is an efficient folded dipole, available for the 10, 20, 40 or 80 meter bands. Modifications can be made by the buyer for other bands and for different frequencies with the chosen band of operation.

The Antenna will safely radiate as much as 500 watts from the final amplifier.

➔ For information about the 10, 20, 40 or 80 meter Antenna Kits, or other AMPHENOL radio components, see your AMPHENOL Radio Parts Distributor.

AMPHENOL

Dept. 13

AMERICAN PHENOLIC CORPORATION
chicago 50, illinois

In Canada AMPHENOL CANADA LIMITED

Official Roanoke Division Convention for the week end of Oct. 30th. I hope some of the West Virginia gang can attend. QHG is putting up a new 10-meter three-element beam. BKJ, of Charleston, schedules 4PCT and 8LPD successfully on 2 meters. CHP is back on all bands with a Viking. NYH is putting up new long-wire antennas. KDQ is so QRL with work that he has not been too active lately. ETF had his ham station on demonstration at the St. Albans hobby show. YG is a new OPS and has a new three-element rotary on 20 meters. RKV will be back on soon with a new Viking Ranger and 813 final. ZJS is doing a good job working 75 meters with his rig. PQQ, CLX, and HZA worked PSFW/FC in Corsica. HI continues to work good DX on 6 meters. Traffic: W8AUJ 146, MBA 56, NYH 58, HZA 43, GEP 41, KDQ 25, DFC 17, PQQ 6.

ROCKY MOUNTAIN DIVISION

COLORADO — SCM, Karl Brueggeman, W8CDX — SEC; MMT, SGG is back on the air after a long absence. He is running a 816 for 80 watts on 80, 40, and 20 meters. 7BVZ visited LZV in the Springs. LCE and CNM are active in Grand Junction on 2 meters. MGX is driving a Crosley. He'll have to go v.h.f. to get an antenna that will fit. LCE has been recommended to the City Council as Civil Defense Director for Mesa County. KHQ has been transferred to Avondale and will be off the air for an indefinite time. He has turned over the RM duties to RTA temporarily and will be absent from TCC. OXS recently was given a homebrew rig running 350 watts. QKD continues to be active in traffic as chief operator of RTA, which has made BFL for 8 months in a row. Irene's OM, ex-WN9OXR, is busy on the antenna tuner and Paratone for their new 813 rig. MMT reports that we need Sterling and Pueblo to round out the EC coverage for all mutual aid areas. We now have almost all areas covered with the appointments of RQC in Craig and WJR in Durango. Now, if we could get good attendance in both the National Traffic System and the State nets, we will be all set. Things should pick up this fall but believe me, fellows, we just love to make out those ORS certificates. Also by getting more operators on the nets, we can spread around the load and make it easy on all. Traffic: W8RTA 705, K8FAM 613, W8UYF 69, MFF 19, IA 10.

UTAH — SCM, Floyd L. Hinshaw, W7UTM — BSE is back from vacation in Los Angeles where he visited 6ERC atop Mt. Wilson. JVA heard several touring hams on 2 meters as they drove through Salt Lake City. CCC has a new Viking Ranger which he used in the July CD Party. GPN, EWX, SP, and TCC, the RACES faithful, maintained regular drills throughout July. Let's more of us participate, for practice has never hurt anyone. 6ITV/7 visited UTM for a few hours this month. It was a pleasure to meet Bob, just sorry he had to rush.

SOUTHEASTERN DIVISION

ALABAMA — SCM, Joe A. Shannon, W4MI — New appointments: USM as ORS and VTY as OO Class III. We welcome the following newcomers to the section: WN4s HGF, Childersburg; HMLL, Demopolis (XYL of TLV); GOT and FNP, an OM-XYL team in Mobile; HFK, Northport. HKK is on 75 meters in Montgomery. GOT and FNP were students of AAN. Audrey has started a new code class with eight students. She also has received a certificate for having worked 25 stations in New Orleans. She reports it is the second such certificate to be issued outside the city. New club officers: Montgomery — GDU, pres.; AUP, vice-pres.; and TOG, secy.-treas. Tuscaloosa — WYN, pres.; MI, vice-pres.; and TXM, secy.-treas. BFX, Selma, now has General Class license and 50NI/4 recently acquired an Extra Class ticket! TXO has taken up printing as an additional hobby. WOG is sporting a new B&W 5100. AENB needs more members for better state coverage. The net meets daily at 1900 on 3575 kc. About 25 stalwarts from Alabama attended the Northeast Mississippi Hamfest. Traffic: (July) W4WOG 569, K1X 219, TXO 47, AAN 45, USM 43, TKL 22, DXB 12, RNX 11, AZX 9, OAO 1. (June) W4YRO 76, UHA 55, AAN 49, W5ONL/4 39, W4PWS 15.

EASTERN FLORIDA — SCM, John W. Hollister, jr., W4FWZ — Don't forget the S.E.T. is scheduled for Oct. 9th. Also this month an AREC test is scheduled for the Jacksonville Area. The big activity for July was the communications furnished for the Gold Coast Marathon by the Flamingo Net. According to MVR/SDI it was a job well done by all, with orchids to both fixed and mobiles. The next big deal was the No. 1 issue of the Flamingo Net bulletin, *Bird Sparks* and hats off to VGV for a swell job. Holly Hill: A new Novice is WN4HNV. AYD reports good activity on 21 Mc. Jacksonville: WEO is ORS. DSC is experimenting with grounded vertical. BMY was in to see ye SCM. Lake City: YNM also will teach radio in high school. Novices CYF, CYG, CYH, EGS, EGV, and EGY are lining up a club at the high school. Miami: Lightning struck with plenty of damage at SDI/MVR's, but luckily there were no personal injuries. IEH says the Dale Club is using identification badges at its meeting to keep up with voting eligibles. WSJ's Senator Claghorn hat (by ERK) will become famous. PQ is trying out the "Mini" beam.

(Continued on page 102)


A Change *..for the better*

Our CPO-128, CPO-130 and FCC-90 were the best on the market. This did not satisfy us. We're constantly striving for improvement

● CODE PRACTICE OSCILLATOR AND MONITOR CPO-128A

The new improved CPO-128A now utilizes 2 tubes—50C5 and 35W4. This means you actually get increased output from this really potent CW monitor which is ready to operate at all times.

THE BUD CODEMASTER is a real money saver. No longer do you have to consider your code practice oscillator useless after you have learned the code. A flip of the switch and you have a very good CW monitor. This is a really versatile instrument. It has a 4" built-in permanent magnetic dynamic speaker and will operate up to twenty earphones.

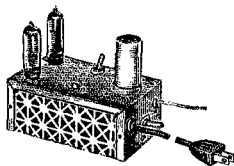


A volume control and pitch control permit adjustments to suit individual requirements. Any number of keys can be connected in parallel to the oscillator for group practice. This unit will operate on 110 volts A.C. or D.C. An external speaker may be plugged in without the use of an output transformer. All controls are placed on the front of the unit and all jacks are in the rear. The unit is 6½" high, 5½" wide and 3½" deep. It is finished in Grey Hammertone enamel with red lettering.

CPO-128A.....Amateur Net \$15.75

Also available in earphone model **CPO-130A** at \$14.10

FREQUENCY CALIBRATOR FCC-90A



The elimination of drift is a vital responsibility of every amateur operator. To comply with Federal Regulations some means of accurately checking transmitter frequency must be available at every "Ham" station. You can avoid a "pink ticket" for off-frequency operation by using the BUD self-powered frequency calibrator. The new, improved BUD FCC-90A also uses 2 tubes—50C5 and 35W4. It consists of a 100 kc crystal oscillator that is completely self-powered and will give 100 kc check points on all bands to 30 megacycles. This enables you to determine the exact edges of most ham bands.

No extra wiring is required to install this unit. Plug the FCC-90A into a 110 volt receptacle, connect the pick-up lead to the antenna binding post of the receiver and the unit is ready for operation. An ON-OFF switch and a STANDBY switch are provided.

FCC-90A.....Amateur Net \$17.25

See these new BUD products at your distributor today!
Write for copy of New Bud Catalog No. 154




BUD RADIO, INC.

2118 East 55th Street

Dept. Q

Cleveland 3, Ohio


HOW TO SWITCH OVER TO SINGLE SIDEBAND



by Bill Cummings, W1RMG

Our early start in Single Sideband transmission has given us a long lead in the field. You get these three big advantages when you switch over to SSB via the Dale route: **1.** We can deliver immediately from the most complete stock of SSB rigs. **2.** Dale's trade-in allowance will help you swing the deal. **3.** You can pay on easy Dale terms. Why wait, when you can enjoy SSB right now!

CENTRAL ELECTRONICS **NEW!**



\$249.50

MODEL 20A MULTIPHASE SSB EXCITER

20 watts peak output — SSB, AM, PM, CW.
Has great new performance features *plus* all the time-proven characteristics of popular Model 10A.

MODEL 10B MULTIPHASE EXCITER \$179.50

10 watts peak output — SSB, AM, PM, CW.

SIDEBAND SLICER \$74.50

An SSB adapter that will improve any receiver.

Some Advantages of SSB Transmission

1. Harmonic TVI virtually eliminated through the use of linear amplifiers.
2. No high power modulator and modulator power supply required.
3. SSB eliminates the heterodyning carriers that plague the overcrowded phone bands.
4. Round-table operation of two independent QSOs on the same suppressed carrier freq. using opposite sidebands.

DALE ELECTRONIC DISTRIBUTORS

Serving the Entire Electronic Industry

Sound . . . Industrial . . . Service . . . Amateur

150 JAMES ST., NEW HAVEN 13, CONN.

SPruce 7-5555

ABU, on 28 Mc., uses 32V-3 plus 5-element, NQN's s.s.b. DX is gathered on 14 Mc. DRD made BFL again. PBS (and UTW) are experimenting on 400 Mc. with converted surplus gear. St. Petersburg: EYI and WMC demonstrated antenna data with a 440-Mc. set-up and various types of antennas. JOU was plenty complimented on the successful St. Petersburg Hamfest. As everyone well knows by now, the Southeastern Division ARRL Convention is scheduled for St. Petersburg in 1955. Tropical Net: ZQL is doing a swell job filling in as NCS for TJU and the gang ran up 113 messages for July. Traffic: (July) W4DVR 268, DRD 204, IM 189, PZT 139, WBO 93, LAP 73, LVV 68, IYT 40, RWM 29, WS 23, TJU 20, PBS 19, FSS 16, AYD 14, ZUS 6, FWZ 5, WEM 2. (June) W4PJU 506, LVV 38. (May) W4LVV 25.

WESTERN FLORIDA — SCM, Edward J. Collins, W4MS/RE — SEC: PLE. We welcome WN4HJU and WN4HJW to the section. BGG is putting the Viking Ranger together. GMS is hot for 144 Mc. FDL keeps the gang pepped up at Grices. MUX is doing an FB job with his copy in *Parasitics*. VR still is loyal to 40-meters c.w. PQW has moved to "Harmonic Hollow." PAA has been in the hospital. HJA has a Barker-Williams transmitter. DAO/DEF is getting the Pensacola Amateur Radio Club transmitters going in the new club house. CCY donated an HRO to the Club. Ex-MUN has offered an HT-9. QK has finished new operating rooms. Ex-ASV passed through on his way to Europe. EZT donated gear to the Club. YRF and BGG are busy getting the Pensy High School Radio Club set up for 1954-55. ZFL is vacationing in W9-Land. ZUN is reworking Command transmitters. MS is plugging along with TV rig and has three image orthicons. NN, AOK, and JM work during the day within a 20-ft. radius. The following are in the Edlin Emergency Net: SRX, with KWM as operator, BKZ, AOK, ROM, NN, MFY, RKH, SMM, CAY, JM, VBU, VEY, WKQ, DDH, UDC, PLE, UXW, and CPE. YTG, YFH, YFF and GXG are very active in emergency work in the Pensy Area.

GEORGIA — SCM, George W. Parker, W4NS — SEC: OPE. PAM: LXE, RM: MTS, OGC. Nets: Georgia Cracker Emergency Net, 3995 kc., Sun. 0830; Tue. and Thurs. at 1900 EST. New ECs are RTY, Stephens and adjoining counties; DQM, Atkinson and adjoining counties; BBQ, Spaulding and Butts Counties; KR, Toup and adjoining counties; YWP, Dougherty and adjoining counties; HKA, Camden and adjoining counties. All amateurs are urged to contact their EC and make application to join AREC. New officers of the Georgia Cracker Club are ACH, pres.; CFJ and DND, vice-pres.; MZO, secy.-treas.; and NS, historian. A new club has been formed at Barnesville. FYC is president. GS is a newcomer in Rome. HHH is a new Technician in Atlanta. CAZ is being transferred to Long Island. BWD, the XYL of ZWT, now is General Class in Augusta. TJS is the new RACES Radio Officer for the State of Georgia, and will provide applications for those who drop him a card. FCW, in Cordle, is sporting a new rig with a pair of 4-125s. NS now is mobile. IPL is putting up some new sky hooks on his antenna farm. OCG is new RM for 80 meters and is laying plans for a section c.w. net to start in the fall. Contact him in Augusta if you are interested. By the time you read this our hot spell will be over, so drop a line to your SCM and let him know what is going on. Traffic: (July) K4WAR 1384, W4USA 1020, CAZ 184, IMQ 170, ZWT 51, MTS 28, MA 26, BWD 9, NS 8. (June) W4USA 1248, MTS 18, KSZ 6.

WEST INDIES — SCM, William Werner, KP4DJ — SEC: HZ. We regret to report that DZ and RJ are now Silent Keys. Our sympathies to ES on the loss of his mother. PW, commanding officer of the National Guard Medical Corps, is on active duty at Salinas. VK acquired a Viking II. WU left for Burlington, Iowa. UT and AZ put up Windom antennas for 80 meters. SW, ZL, and ZY are new stations on the 3925-ke. Net. W2CZU/KP4 is running a kw. while waiting for his KP4 call. W5BDK/KP4 is maritime mobile. WT, Dona Maria Luisa, now General Class, is on 75 meters. WR joined the ARRL. ZO is the call of the NAS Radio Club. WP4WS and WP4WF are now KP4s. JM put up 80-meter antenna with coaxial feed. DJ bought a TV receiver and now is QRL eliminating TVI from the VFO. YX is a new YL station at Fort Buchanan. TZ, in the Signal Corps, is awaiting Army transfer. WP4YT is preparing for the General Class exam. ZN put up 15- and 20-meter beams. WD put up 50-foot steel tower for his beams. The Antilles Net, on 3865 kc., still is going twice daily seven days per week. CK's son is studying for his General Class license. AAB is having loading troubles with pi coupler. The Mayress of San Juan sent a letter of thanks for the amateurs' participation in civil defense tests. Traffic: KP4ZW 356, DV 8, DJ 2, ZD 1.

SOUTHWESTERN DIVISION

LOS ANGELES — SCM, Howard C. Bellman, W6YVJ — One of the big items of news this month was the July meeting of the quarterly traffic breakfast with JQB as chairman. It appears that the L.A. Section Net, as such, should be disbanded in favor of a Southern California Net, similar to the old SCN. The idea seems to have stemmed from the Pacific Division Convention and is offered in order to stimu-

(Continued on page 104)


YOU'RE THERE!

-with

TELREX

PRE-TUNED

"BEAMED POWER" ROTARIES



Are you weary of endless antenna pruning and adjustment and a variety of doubtful results? End your antenna problems once and for all by installing a Telrex "Beamed Power -- Perfect Match", "Balanced Pattern" Rotary.

Telrex "Communications Quality" rotaries are built to the highest standards, precision pre-tuned and matched for balanced pattern and optimum performance at your site, whether in Brooklyn or Timbuctoo. Order your Telrex "Beamed Power" Rotary now!

TELREX "MINI-BEAM" — For true rotary beam performance in limited space, the compacted, pre-tuned and matched 2 element 20 meter Telrex "Mini-Beam" is the answer. Total boom length 7 feet; maximum element spread 20 feet. Complete rotation in less than 11' turning radius. "Mini-Beam" has a gain of 4.6 db, F/B ratio of 15 db, 1.1/1 S/W/R to 50 ohm coax. Total weight 11 lbs. for rotation by any good TV Rotator. Designed for easy assembly, trouble free, dependable operation.

The most Technically Perfected, Finest Communications Arrays in the world!

- "Beamed Power", "Perfect Match", "Balanced Pattern" Rotaries for 2, 6, 10, 15, 20, 40 meters or combinations — Write for Bulletin H-130.
- All Telrex "Beamed Power" Pre-Tuned arrays are completely integrated, electrically and mechanically!

Special Rotaries designed and built for commercial installations.

telrex INC.
"CONICAL-V-BEAMS"
ASBURY PARK 21, N. J.
Telephone: PProspect 5-7252


BETTER
BY DESIGN

LOOK

COLLINS

75A-3 receiver.....	\$ 530.00
Matching speaker.....	20.00
32V3 transmitter.....	775.00
KW-1 transmitter.....	3,850.00
70E8A-VFO.....	97.50
35C2 lo-pass filter.....	40.00
8R-1 100 KC crystal calibrator.....	25.00
Conversion kit for 75A2, with 3 KC mechanical filter	80.00
Plug-in adapter for 75A1, with 3 KC mechanical filter.....	65.00
Plug-in 3 KC filter adapter for SP-400.....	65.00
Plug-in 3 KC filter adapter for HRO-60.....	65.00

Johnson Viking "RANGER"



Viking RANGER Kit, with all parts, assembly and operating manuals, less tubes..... **\$179.50**

Factory wired RANGER, tested and ready to go, with full instructions, less tubes..... **\$258.00**



WRIGHT T-R SWITCH

For break-in operation on CW, AM, or SSSC. Use one antenna for transmitting and receiving. It's instantaneous! No moving parts, no power needed to operate. Coax fitting for connections to feeder and receiver. Will handle 1 Kw. With 75 meter plug-in coil..... **\$9.95**
40, 20 meter coils, **\$1.75** each



8/8/8 MFD. 500 V. D.C.

Triple 8 mfd. 500 working volt D.C. oil-filled condenser, common negative, solder terminals, hermetically sealed, 5" x 3 3/4" x 2 1/4"..... **\$1.95**



PHOSPHOR BRONZE AERIAL

125 ft. of the finest aerial wire obtainable 42-strand phosphor-bronze with linen center. Will not stretch, very high tensile strength, diameter approximately same as No. 14 copper, very flexible. Excellent for transmitting or receiving antenna, control cable, guy wire. Regular list \$4.95..... **90¢**

All prices F.O.B. Cincinnati
20% deposit on C.O.D. orders

Steinberg's

Phone CHerry 1880

633 WALNUT STREET • CINCINNATI 2, OHIO

late traffic in sections where it is very low. The net would operate as a "section-level net." More on this when a plan has been submitted. LYG and HLA were visited by PA9GE. USY worked the South Pole, LU4ZS. AEE demonstrated his RTTY station to the Long Beach Club and also at the Pacific Division Convention. Radio Clubs take notice; K6BWD is sporting a new Gonset two-element "Bantam" beam, and likes it. BHG, RM of the old LSN, sends Official Bulletin first on m.c.w. then voice on 147.5 Mc., Mon., Tue., Thurs., and Fri. at 1200 PDST. Hank is sporting a new Collins 75A-3 receiver. EBK now has a grounded grid half kw. on single sideband. BMN is running the gamut on 20-meter s.s.b. LVQ reports that VG of Montebello passed away. He was a charter member of the Whittier Radio 50 Club. LVQ operated portable 75, 80, and 40 meters from Yosemite for two weeks. NTN is sporting an automatic transmitter system for his OBS skeds and says he fell asleep a couple of times while sending 10 w.p.m. for Novices, by hand. This slow stuff goes on nightly on 3700 kc. at 2200 PDST. K6EA is acting as liaison for K6B traffic to M6AN-4 and vice versa. UED is sitting at the mike these days with a new 20-meter folded dipole a half wave high with a hazy zooka matching section. Anyone interested in Army MARS v.h.f., please contact BHG, 148.010 Mc. has been authorized for San Diego, Los Angeles, and San Francisco. It looks like USY is trying for a BPL Medallion. NJU and SQY were portable on Catalina Island in August. ZDO reports that BUT, of Taft, is here now with a kw. 30KI, Sherman Oaks, has a kw. and eighteen-element Yagi. EFS, in Armona, and JJE, in Lemoore, are putting good signals into the San Fernando Valley. BUK and your SCM got acquainted over the telephone and by mail over definitions about OPS. Graham won, naturally. I just didn't realize that traffic isn't a hard OPS requirement. BMN's definition of a television tube is, to wit, a "modulated milk bottle." NIE reports that he, UTX, UTC, BSD, and NYL were among those who stood by waiting to assist the Ruff *Lehi*, in the Pacific, in July. Traffic: (July) K6FCZ 1387, FCY 827, W6LYG 646, USY 288, K6EA 122, BWD 66, W6BHG 61, ORS 48, CMN 36, UED 13, (GJP) 10, CK 6, EBK 6, HJK 6, AM 4, HIF 4, PZN 4, K6BEQ 2, W6NTN 1. (June) K6FCZ 1276, W6LYG 722, MBW 58, K6BWD 35, W6NTN 12.

ARIZONA — SCM, Albert H. Steinbrecher, W7LVR — Asst. SCMs: Kenneth P. Cole, 7QZH; Dr. John A. Stewart, 78X. SEC: VRB, PAM; KOY, Arizona 'Phone Net: Tue. and Thurs., 7 p.m. 3865 kc. Arizona C.W. Net: Tue. and Thurs., 8 p.m., 3690 kc. July was unusually quiet, with very little activity around the State. However, PJY reported that the Winslow and Williams groups handled the communications for the Powder Puff Derby with a portable rig at the airport, and relayed messages to 61NQ via BFA and YZU. The following participated: APE, BFA, GZB, LIJ, LYS, PJY, REO, and YZU. New Novices: VYI, VYK, and VYJ. New General Class: VZH and VZF. Tucson had a transmitter hunt, with MQE and UCX lost in the Catalina Mountains. DRQ found them after an hour's hunt. The following participated: DRQ, HUV, PEG, QHD, QHT, SPK, and LVR. PJY has a new Elmac Transceiver and receiver as portable mobile.

SAN DIEGO — SCM, Don Stansifer, W6LRU — Asst. SCMs: Tom Wells, 6EWU; Shelley Trotter, 6BAM; Dick Huddleston, 81DLN. SEC: VFT. ECs: BAO, BZC, DEY, DLN, FJH, HFQ, HRI, IBS, KSI, KUU, and WYA. RM: ELQ. DEY is working Santa Barbara regularly on 2 meters and now is able to put in a signal in San Diego with a new beam. He also is active again on 420 Mc. OZO is a new OBS in Newport Beach. TA3AA now is in San Diego signing 60ME. OAJ has a new NC-183. San Diego County members of AREC in Vista, Fallbrook, and Ramona are receiving equipment through e.d. The Helix Club, which is 100 per cent ARRL, had 100 per cent attendance at its August meeting. CDR made 45,496 points on c.w. in the July CD Party. K6DBG operated Net Control for the sports car races in Orange County from Santiago peak on 10 meters and reports 12 mobiles were in operation. New officers of the Coronado Club are K6GBG, pres.; K6AQO, vice-pres.; KSI, secy.-treas.; K6AWZ, corr. secy. With regret we note the passing of two San Diego Area hams, KWD, Oren "Sandy" Sanders, and VWP, Tom Parker. KWD was the vice-president and station trustee of the Rohr Communications and passed away suddenly from a heart attack while in QSO. SYA and son enjoyed an FB fishing trip in the High Sierras. MUJ is putting out bulletins three nights a week on 144 Mc. WNN has returned from a vacation to KL-Land via VE7 and VE8 and is telling some pretty long tales of the trip. Traffic: (July) W6ELQ 662, IZG 309, FCT 37, K6DBG 26, W6CHV 7, CRT 3. (June) W6IAB 3545.

SANTA BARBARA — SCM, Vincent J. Haggerty, W6IOX — K6NBI sent in a traffic report via radio. K6CRJ received OES appointment; his initial report indicates activity on the Mission Trail Net as well as experimenting on 2 meters with a new rotor beam. A QTH change of 75 feet by LB necessitated a transfer of all his antennas that distance. In 5 hours of the July CD Contest K6AUZ garnered 99 contacts in 43 sections. The Paso Robles Radio Club has acquired the call LKF as a memorial to John Derby, the late founder of that club. Traffic: (July) K6NBI 66, CRJ 7, W6LB 3, K6AUZ 2. (June) K6CST 298, W6QIW 82.

(Continued on page 106)

tvⁱ PROOFED**

*Certified Field Measurements**



Actual measurement of radiation using RCA field intensity equipment. Note close proximity of TV antennas without TVI.

TVI Proofed. What does it mean? Below are excerpts from Certified Field Intensity Measurements using factory calibrated commercial measuring equipment of Eldico TR-1TV amateur transmitter.

**Copies of the certified report available upon request to Dept. Q.*

***TVI-proofed means special circuitry, shielding, and filtering to eliminate spurious and harmonic energies that result in television interference.*

Eldico TR-1TV transmitter now available in your distributor's stock.

EXCERPTS FROM FIELD REPORT

Transmitter

Eldico TR-1TV
Final—4E27A/5-125B
Power input—300 watts
(1500 V.D.C. at 200 ma)
Modulation—400 cy tone—100% A.M.

Antenna


3 Element rotary beam
52 ohm coaxial feed

Measuring Equipment

RCA Model 301
RCA Model 308

Results

Fundamental—14,250 KC—750,000 $\mu\text{v}/\text{m}$
2nd Harmonic—28,500 KC—132 $\mu\text{v}/\text{m}$ (75 db, down)
3rd Harmonic—42,750 KC—107.5 $\mu\text{v}/\text{m}$ (77 db, down)
4th Harmonic—57,000 KC—32 $\mu\text{v}/\text{m}$ (87 db, down)
Higher order harmonics in noise level



Exciter Final TR-1TV in operation in W2UOL's console.

Eldico of New York, Incorporated


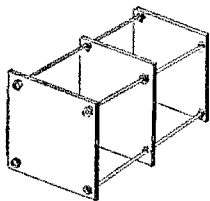
72 EAST SECOND ST., MINEOLA, L.I., N.Y. • PIONEER 6-5212

SIGNALS
OF
DISTINCTION

AN AMAZING NEW WAY TO BUILD ELECTRONIC PROJECTS WITH MODULAR FORMS

**MODULAR FORMS MAKE
BUILDING EASY!!**

Modular plates are $4\frac{1}{2}$ " square hard rubber forms, $\frac{1}{8}$ " thick pre-drilled for the spacing hardware that is supplied. They are shock resistant, unbreakable, have high leakage resistance and high dielectric strength. Any number of plates can be combined to simplify construction, save space and eliminate the old-fashioned chassis-type construction.



A. Blank modular form.

B. Same form containing 75 watt transmitter.

- **MODULAR SET M-2**, consisting of two MODULAR plates machined for and containing all spacing hardware, \$2.00 POSTPAID
- **MODULAR SET M-3**, consisting of three MODULAR plates machined for and containing all spacing hardware, \$3.00 POSTPAID
- **MODULAR SET M-4**, consisting of four MODULAR plates machined for and containing all spacing hardware, \$4.00 POSTPAID
- **MODULAR SET M-5**, consisting of five MODULAR plates machined for and containing all spacing hardware, \$5.00 POSTPAID

MODULAR CONSTRUCTION SETS greatly simplify any electronic building project. Two advantages of this new system over the standard chassis-type construction are:

(1) MODULAR SETS are flexible as to cubic content. The smallest set, the M-2 (2 MODULAR plates and hardware) can easily and quickly be adjusted to a cubic content of less than 10 cubic inches or more than 100 cubic inches, or any size in between.

(2) MODULAR SETS can be worked without special tools, drills, reams, punches, etc. An ordinary pocket knife is all that is needed for a quick, neat, easy job. If tools are available, MODULAR SETS machine perfectly.

ORDER YOURS TODAY!!

These MODULAR forms are exclusive with, and available only through Gotham Hobby.

Remit cash, check or money order. We ship immediately Postpaid.

GOTHAM HOBBY 107 E. 126 Street
New York 35, N. Y.

WEST GULF DIVISION


NORTHERN TEXAS — SCM, T. Bruce Craig, W5JQD — SEC: RRM. PAM: IWQ, RM; PCN, QHL. TEP has moved to our section. AHC is planning an 813 rig. ROH and TGZ have a new QTH in Albuquerque. DTD and his XYL, WN5FDR, have a new VFO. UKO is a student at Oklahoma A.&M. VYY went to Carlsbad Caverns. LGY has a new 100-ke. frequency standard. HBD has motor-driven tuning slug in 75-meter mobile antenna. WNK has 2-meter rig started. NOR again is active, this time from Levelland. DLG has a new Heathkit VFO. AWT now lives in Dallas. San Angelo announces a new club with WNV, pres. TGV has 36 countries toward DXCC. CTB is getting married. TGV, EZR, EAR, and EAT had a picnic at Lake Mansworth with plenty of ham gear along. VID reports an inapropriate hamfest with VYY and GZU at Bonham. Those visiting were W1VRY, WN5FJB, W5s VID, TYG and his XYL, TKM. MBP reports that the Elmec transmitter with 160 meters has boomed 160-meter mobile operation. IGU, UBW, and K5FGI served as a link in communications in the "Powder Puff Derby," Transcontinental Women's Air Race. UHV has announced Amateur Radio Day at State Fair, Dallas, will be Oct. 10th. The Ballenger Hamfest was a big success and tied in with the Air Show at Bruce Field. The Terry County Amateur Radio Club's open house at Brownfield brought hams from as far away as Los Angeles. Congratulations on the new club headquarters. GF has a new Globe King. Traffic: (July) W5UBW 657, YPI 193, KPB 111, YXR 60, AHC 57, ACK 50, TFB 47, CF 16, TEV 11, HBD 10, ZWR 10, WNK 9, DLG 7. (June) W5YPI 265, PAK 224, CF 45, AHC 33.

OKLAHOMA — SCM, Dr. Will G. Crandall, W5RST — Asst. SCM: Ewing Canady, 5GIQ. SEC: CKQ, RM; GVS. PAMs: SVR, ROZ. Thirty counties out of a total of 77 now have ECs. S.s.b. news: Your SCM would like a complete roster of stations in Oklahoma on s.s.b. JFT already is on and VEP and WQ have kits. The ACARC Hamfest was well attended, as reported by EHC. UZG is selling out and moving to California. RDI goes Viking. We approve the choice of JYT as EC of Oklahoma County. SCX and the Ardmore gang are building 6-meter transceiver units to plug into any car cigarette lighter and use b.c. antenna for strictly local use. It looks like a good deal. The MARS Hamfest at Ft. Sill was well attended in spite of the heat and your SCM got a tool kit. I.K.Q., ex-EQ-ADX, joined the Silent Keys via a heart attack. Industrial firms recognizing hams in their companies by furnishing QSL cards are American Airlines and Phillips Petroleum. Traffic: W6GVS 195, QAC 53, PML 47, TNW 45, KY 40, SVR 32, REC 22, RST 22, ITF 21, PNG 21, SWJ 12, VBD 12, EHC 9, FEC 7, UHA 6, MFX 3, GIQ 1.


SOUTHERN TEXAS — SCM, Dr. Charles Fermaglich, W5FJF — Let's all attend the West Gulf Division Convention in Kerrville, Tex., Oct. 2nd and 3rd. Many fine activities are being planned for both men and women. Contact Cedric Toler, P. O. Box 624, Kerrville, Tex., for further information. Please note that Sun., Oct. 10th, will be Amateur Radio Day at the State Fair of Texas. Bring the whole family for the entire day. Further information may be had by writing UHV, P. O. Box 6595, Dallas, Tex. The Rio Grande Amateur Radio Club, Edinburg, Tex., Net meets on 2775 kc Sun. at 0900. SZB, RLC, and AUO are building 2-meter rigs. CRA, in Raymondville, also is going on 2 meters. AET is using a Loop Antenna on 75-meter mobile. GYP lost his tower and antenna during Hurricane Alice and SZB lost his 15-meter beam. BFS has a new Elmec on the air. MBU keeps the receiver on 3860 kc. for any mobiles passing through. The Club had a hidden transmitter hunt and picnic Aug. 1st. SZB is president of the Club. KSW is recovering from a recent illness and was in Houston recently. As usual he and FJF swapped some equipment. MN is the most consistent traffic man in Southern Texas and he is one of the top in the U. S. He works H&B on 7150 kc. in the a.m. and KG6FAA in the a.m. He ragchews about 5 per cent of the time. I am proud that he was one of the men who helped me to get started in amateur radio. I recall that he had 852s in those days and a regenerative receiver and was a traffic man then. URU has been rebuilding his rig and has a nifty new VFO and driver. Your SCM, Dr. C. Fermaglich, FJF, has been nominated for director by a group of outstanding amateurs in Southern Texas. It is very important to review the qualifications of all candidates and vote for the one who is willing and able to do the best job. Be sure to vote. CA and BHO have announced that they also are candidates. FJF has his new rig on the air. Look for him around 3900 kc. He is anxious to contact all of you. Traffic: W5MN 1286.

NEW MEXICO — SCM, G. Merton Sayre, W5ZU — SEC: KCW, RM: JZT. PAM: BIW, V.H.F. PAM: FPB. New Mexico monitors 8838 kc. daily in addition to the Breakfast Club from 0700-0900 daily and NMEPN at 0730 Sun., and 1800 Tue. and Thurs., all on 3838. Vallecito Lake, northeast of Durango, Colo., was the scene of a get-together by 81UF, LLF, PGM, WJR, 7NHX, NZB, UNK, 5CIN, PBV, POI, SB, and ZLF on July 4th. It seems the W9 boys were straining the ether by pulling a.c. current out of nowhere for their hot plates until they located an REA line nearby. 5CIN, 7NZB/5, and 5PBV, in three mobiles,


(Continued on page 108)



"He's Got His Mind On 'SURPRISE' Trade-Ins Again"



HAMMARLUND HQ-140X.
Less Speaker. Net \$264.50




JOHNSON VIKING RANGER TRANSMITTER-EXCITER KIT. Less tubes. Net \$179.50. Wired and Tested. Net \$258.00. Tubes for Ranger. Net \$23.92


COLLINS 75A-3 with 3 KC mechanical filter. Less Speaker. Net \$530.00



NATIONAL HRO-60. Less Speaker. Net \$533.50



BARKER & WILLIAMSON TRANSMITTER. Model 5100. Net \$442.50




All prices f. o. b. St. Louis • Phone Chestnut 1-1125

Walter Ashe
RADIO CO.
1125 PINE ST. • ST. LOUIS 1, MO.

--- FREE CATALOG! Send for your copy today. ---

WALTER ASHE RADIO COMPANY Q-10-54
1125 Pine Street, St. Louis 1, Missouri
 Rush "Surprise" Trade-In offer on my _____
for _____
(show make and model number of new equipment desired)
 Rush New 1955 Catalog
Name _____
Address _____
City _____ Zone _____ State _____

Precision in crystal craftsmanship



Bliley
BANTAM BX
CRYSTAL UNIT

BANTAM
IN EVERY WAY—

BUT PERFORMANCE!

The **BANTAM BX** is precision in pint-size! Meets all the demanding specifications dictated by space limitations in portable and pocket size gear.

The design, if the sub-miniature assembly calls for multi-channel operation, **BANTAM BX** crystals with wire leads may be conveniently mounted in a sub-miniature selector switch. Or, the **BANTAM BX** can be directly wired into printed circuitry.

BANTAM BX crystals meet all performance requirements of larger units such as the Bliley BH6A. Applied in frequency ranges: 10 mc - 100 mc. Hermetically sealed.

More technical information may be secured by requesting our Bulletin No. 46-A. Send your prints for a prompt quotation.

TECHNICAL LITERATURE AVAILABLE:

- | | |
|---|---|
| Bulletin No. 47—Crystals, Cavity, Frequency Standards, All-type Specification Index | Bulletin No. 46-A—"Bantam BX" Crystals |
| Bulletin No. 45-A—Solid ultrasonic Delay Lines | Bulletin No. 44-B—Amateur, Standard Frequency, Ship-To-Shore, and TV Service Crystals |

Bliley

ELECTRIC COMPANY

UNION STATION BUILDING

ERIE, PENNSYLVANIA

provided needed communications between Farmington City Hall and the reservoir during the local emergency. PRE has a Communicator II, NUN installed Master Mobile all-band antenna. YPC and BUO have new NC-98 receivers. NSJ has portable 420-Mc. equipment (10 watt output) with 48-element beam ready for field checks. FAG is using new c.e. 420 converter with 32-element beam. BHH is very active in the CAP and enlisted BXP in Rutidose. KCW is our new SEC, so all ECs should forward monthly reports to him. A watermelon feed held at White Sands National Monument July 17th was enjoyed by about 80. YBI and BIW won prizes. RFJ and RFK are going to Bavaria for three years. Traffic: K5NRX 75, W5CEE 21, B2B 20, ZC 17, BAG 14, RFK 14, HJF 12, VNZ 12, BOG 11, BTB 11, BXP 11, BZA 10, VDY 6, FRP 5, WBC 5, OIA 4.

CANADIAN DIVISION

MARITIME — SCM, Douglas C. Johnson, VE1OM — Asst. SCM: Fritz A. Webb, 1DB, SEC: RR, ECs: VE1DQ, VO6U. PAMs: VE1OC, VO6N, VO6S is a new ORS appointee. We regret the resignation of EK as EC for Halifax. Recent visitors to VE1 were VE2PZ (ex-1HK), VE2VV, VE3BZB (ex-1BK), W1RSE, K2CHQ, and GM8MN. HMI has moved his QTH to Sussex. ABW is active from Whitehead, N. S. Mary, formerly ZM, now is ME. Active during the July CD Party were EK, ZZ, OM, W4KVM/VO6, VO6N, and VO6U. The Charlottetown Club station, HI, is active and should prove popular to those seeking P.E.I. for WAVE certificates. VO6U and the Goose Bay gang have organized a new AREC there. Doug reports 9 full members and 2 supporting. Is your community prepared for any emergency? Contact your SEC, RR, who will forward information on AREC. VO6N reports the *Blue Dolphin* QNI the Labrador Net. VE1PB has new broad-band converter for 75-meter mobile. W4KVM/VO6 is getting good results from 20-meter ground plane. VE1s please note: The Newfoundland Net meets on 3750 kc. daily from 6:30 to 7:00 p.m. Please cooperate in keeping this frequency clear if at all possible. VE1s QL, ZO, and DK were temporarily located at RCAF, Greenwood, instructing cadets. Traffic: VO6N 320, VE1FQ 314, VE1YF 142, VO6S 89, VO6U 71, VE1UT 46, VE1ME 44, W4KVM/VO6 7, VE1OM 6, VE1DB 2.


ONTARIO — SCM, G. Eric Farquhar, VE3IA — BCL has moved to London and DIG to Montreal. DFE and DSQ are Class A. EAB painted the tower and says he awaits winter. AVS is hounded by his family to go mobile! AUU snagged YU2DU on 14 Mc. The new 220-Mc. beam at CAB works fine. The Gateway Amateur Radio Club gave valued assistance to the R.C.A.F. Northern Air Show last June. Mobiles and portables were furnished by the Club to direct and control some two thousand automobiles into five parking areas. A letter of appreciation was received from the Chairman of Grounds Committee, with the rider that amateur radio would be called upon again next year. H. F. Preece, a shut-in of Toronto, became interested in amateur radio last March and, following inquiries as to where assistance might be obtained, found staunch and willing friends in the Scarborough Radio Club, who provided him with an oscillator and instructors, and the Department of Transport, who visited his home and conducted the necessary examination. The result is that DVI is a new cack in our section. He extends deepest gratitude to Bill Ricker, the R. I., DAG, and DUJ for their untiring efforts. DRV completed a tour of duty with the Dept. of Lands and Forests. Estimated attendance at the North Bay Hamfest was about three hundred. The Ontario 'Phone Club, we understand, held a mobile picnic at Collingwood recently. Please let's have reports of your doings, fellows. In being returned to the office of SCM for another term I extend sincere thanks for the fine support. Likewise to NG, my worthy opponent, goes thanks for his radiogram pledging continuation of support. Traffic: VE3TM 117, GI 95, ATR 59, BUR 50, NO 50, IA 49, AJR 40, DQX 32, AUV 20, AOE 8, VZ 3.

QUEBEC — SCM, Gordon A. Lynn, VE2GL — This report covers June and July. It is with regret that we record the passing of two of our ranks. NV, very active from Sorel, died suddenly on July 18th, and Abbe Georges Desilets, ex-VE9AB, who transmitted music in 1912, died June 29th at the age of 88. BE and CA attended the North Bay Hamfest over the July 1st week end, and CA had GM8MN as a visitor, after having worked him for 20 years. ZC has 25 watts on 75-meter 'phone. YA has 500 watts on 20, 40, and 80 meters. BV is looking over the antenna situation. XX, on 75-meter mobile, made a trip through VE3-Land, visiting VE3DEX, BOQ, ALX, BBH, AUN, and others. The 2nd operator from YV5BY was a visitor at the WW's and the Lakeshore Radio Club August meeting. YP is active on 3700-ke. 'phone from Valleyfield. AIZ is mobile on 10 meters with 3 watts. QC, formerly VE1BF, skeds the Maritime Net on 75 meters. WW has 100 countries confirmed on 'phone. ABL is moving antenna poles to a new QTH. GQ is visiting YV-Land. ABZ is among the mobilers. EC, AEM, KJ, AOB, AGP, and APP sked daily at 0830 and 1300. AUH is a newcomer. ADU now is endorsed for 'phone. DR reports that PQN operated a skeleton net during the summer. BE was on from Dunany during the summer. Reports are solicited from the Quebec City and Hull Areas as well as from others.

(Continued on page 110)

HARVEY ALWAYS HAS IT...IN STOCK For IMMEDIATE DELIVERY

Write for HARVEY'S
NEW HAM CATALOG



COLLINS

**75A-3 Receiver
32V-3 Transmitter**

A MATCHED PAIR FOR PREMIUM PERFORMANCE

The Collins 32V-3 and 75A-3 are designed for each other. Whether your operating taste runs to dx or rag-chewing, you'll like the convenience of this matched pair of proven performance. The 32V-3 packs an accurately calibrated VFO, one-arm band changing, and gang-tuning... all in one receiver-size cabinet. An ideal companion for the 75A-3... the only amateur receiver with built-in mechanical filter.

With this accurately calibrated pair on your operating table, you don't even have to zero-beat. Just set the 32V-3 to the frequency indicated on the 75A-3.

75A-3 Complete with tubes.....\$530.00
Speaker 20.00
32V-3 Complete with tubes..... 775.00

FOR YOUR SPECIAL NEEDS SINGLE SIDEBAND EQUIPMENT

By Central Electronics, Eldico,
and others.

All makes and types
**TRANSISTORS, GERMANIUM
DIODES, SUBMINIATURE TUBES**

New Central Electronics Model
20A Exciter\$249.50

**Anywhere in The World
ORDER BY MAIL
DIRECT FROM HARVEY
Your Order Is Shipped The
Same Day It Is Received.**

NOTE: Prices Net, F.O.B., N. Y. C.
Subject to change without notice

RADIO SPECIALTIES

PRE-TUNED

3 Element-20 Meter

ROTARY SHORTBEAM

A completely weatherproofed, durable, miniature beam for top 20-meter performance. Elements are individually factory adjusted and pre-set to middle of phone band.

Complete and ready for one-man installation.....\$59.95

New CENTER LOADING COIL

Cuts Your Antenna Length in Half

For shortened horizontal wire-type dipole antennas. Matches RG/BU cable exactly.
40 or 80 meters.....each \$14.95




TRIG ANTENNA TOWERS

Trig Towers are probably the finest in the field. Precision built of aluminum alloys and triangular in shape, they are extremely rugged and have been known to withstand severest weather conditions and climatic changes. Trig Towers are easily assembled and erected from light, knocked-down sections, requiring only the use of a wrench.

Trig Towers are available in self-supporting types from 10 to 40 feet in height, and in guyed types from 10 to 100 feet in height.

Available for Prompt Delivery
Complete specifications and prices on request.

ORLOKATOR Jr.



Reliable Low Cost
Geiger Counter

Extremely simple to operate, the Orlokator Junior detects ores with as little as .1% Uranium. This sensitivity is greater than is available with any instrument in this price range.

Visual and audible indicators are provided: flashing neon and headphone. Geiger tube is built-in. Employs standard type, long-life batteries. Operates with single switch and detects beta and gamma rays, X-rays and cosmic rays. Weighs only 3 1/2 lbs.

Complete with headphones, \$49.95
batteries and instructions.....

The New GONSET COMMUNICATOR II

Built-in Adjustable Squelch
and Ear-Phone Jack

An improved model of the popular Communicator, 2-meter station. Cabinet modified to include ventilating screens. Ideal for CD work because of squelch and automatic speaker muting when phones are plugged in. Has receiver dial light, on/off switch and built-in speaker, noise limiter and 19" whip. Takes crystal or carbon mike. Crystal control.



Complete with tubes
(less crystal and mike).....\$229.50

SUPERIOR POWERSTATS

Smooth, efficient voltage control, 0-135 volts output from 115 volt AC line. Models also for 230 volt input. Write for free literature. Models for table and panel mounting.

Type 10, 1.25 amps.....\$ 8.50
20, 3 amps..... 12.50
116, 7.5 amps, table mtg.... 23.00
116U, 7.5 amps, panel mtg... 18.00
1126, 15 amps..... 50.00
1156, 45 amps.....118.00



Complete Stock Always On Hand For immediate Delivery

HARVEY is known the world over... wherever Hams operate... as a reliable source for Ham Equipment... assuring fast service and prompt deliveries.



Harvey RADIO CO., INC.

103 W. 43rd St., New York 36, N. Y. • Judson 2-1500

Engineering

WRITERS

ENGINEERS, E. E. or PHYSICS GRADUATES, for preparation of technical manuals...

HUGHES RESEARCH AND DEVELOPMENT LABORATORIES' expanding program for production of radar, electronic digital computers, guided missiles and other military advanced electronic systems and devices requires the following:

- 1 ELECTRICAL ENGINEERING AND PHYSICS GRADUATES** to prepare operating, servicing and overhauling instructions for complex electronic equipment. Those with previous maintenance experience on military equipment preferred. Writers will participate in a three-month program in our technical training school to become familiar with the latest Hughes equipment prior to writing assignments.
- 2 ENGINEERS EXPERIENCED** in the writing and preparation of maintenance manuals for electronic equipment or guided missiles. These specialists will work step-by-step with the people designing, developing and manufacturing the products involved. Experience in the writing of engineering reports is of value.

HOW TO APPLY

Write full details of your qualifications to

HUGHES

Research and Development Laboratories

SCIENTIFIC AND ENGINEERING STAFF

Culver City, Los Angeles County, California

Assurance is required that relocation of the applicant will not cause disruption of an urgent military project.

Traffic: (July) VE2DR 42, CA 39, EC 22, YA 2. (June) VE2CA 54, EC 14, BK 5. (May) VE2DR 94, BK 1.

ALBERTA — SCM, Sydney T. Jones, VE6MJ — A very successful hamfest was held in Calgary on July 3rd and 4th. The executives of the Calgary Club and all those who were responsible for the arrangements are to be congratulated. TK has left our fair Province for parts unknown. We wish him good luck and hope those greener fields to the south really pay off for him. WC was top traffic man for the month. It seems the new 20-meter folded dipole is working. FB, YE reports an interesting trip south of the border and an FB time at the International Hamfest. OC has been confined to the hospital. We are all pleased he is able to be up and around again. BN, XD, YE, EA, CE, YZ, and MJ were among out-of-town visitors at the Hamfest. We understand that WT (Oliver Wilson) has been appointed Radio Officer for the city of Calgary, to replace TK. Gang, your cooperation is needed if you wish to have Alberta news reported in *QST* each month. In the past two months very few reports have been received by your SCM. Please let me hear from you either by mail or over the air. Traffic: VE6WC 80, OD 39, MJ 10, YE 6.

BRITISH COLUMBIA — SCM, Peter McIntyre, VE7JT — July being part of the holiday time activity is at a low ebb, with many away on vacation. The hidden transmitter hunt still is the prime pastime for the mobiles with a new wrinkle added, that of coming in last for yours truly. Green glasses and green foliage don't make for good hunting, much to my consternation. Evening mobile hunts are being tried so that those who cannot get out on week ends can load the family in the jalopy and take an evening jaunt for a couple of hours without arousing the ire of the XYL. ZF has been elected secy.-treas. of the Okanagan International Hamfest for 1954-55. RR provided contacts to Australia and New Zealand for some of the athletes of the B.E. Games. BF still maintains that the mobile antenna whip makes a good fishing rod, if the fish are there. Keep your ear peeled on Wednesday nights on the AREC Net because after the traffic and net business is cleared there is a period for swaps. Go through the junk box, leave the junk, and offer the rest for swap for something you need. What's happened to the gang in the Northern Section? They used to be quite active but lately they have been conspicuous by their absence. Come out of the igloos, fellows, and melt the ice of the antennas. There will be no report next month as your SCM will be mobiling through W7-W8- and W9-Land as well as VE3- and VE2-Land. Traffic: VE7QC 86, ZF 74, DH 21, ZV 15, XY 2.

MANITOBA — SCM, Leonard E. Cuff, VE4LC — On behalf of the Amateur Radio League of Manitoba, Inc., I wish to extend a most hearty vote of thanks to all those hams and SWLs who so generously gave of their time and effort in manning the amateur radio station at the Red River Exhibition at Winnipeg July 24th to 31st and to all those who stood by at their home stations to help handle traffic. About 38 licensed hams and their families journeyed to Grand Forks, N. D., for the Hamboree held there July 18th. The weather was ideal and a good time was had by all. Our congratulations to the Sioux Amateur Radio Association for a job well done. LC and his XYL took a trip to Carman recently and spent a very enjoyable afternoon visiting with JK and LS at the CBW transmitter site. SR and his XYL spent a few days holiday visiting at Morden and Haskett, Man., and at Grand Forks and Fargo, N. D., and to finish it up a week at Gull Lake. IF has been spending the summer teaching the deep dark secrets of radio to members of the RCAF. New calls this month are PU, AW, FS, JG, and ND. Traffic: VE4AI 78, IF 53, CE 50, HL 32, NW 16, JM 15, MK 10, RB 10, FF 7, MO 7, AO 6, RK 6, BD 4, JY 4, VE5GO 4, VE4GB 2, YR 2.

Strays

As if Punxsutawney were not enough, W3DVB points out that the fabulous figure referred to on page 30, Sept. *QST*, should be the numeral *one* followed by 1700 zeroes, or the number 10 followed by only 1699 goose eggs.

W0WET received a landline call from W0IYP across town requesting him to listen on forty for the W0IYP rig. W0IYP made his test call on an apparently clear frequency but before W0WET could reply, back came W2HIZ with a bewildered interrogative. It turned out that W2IYP and W2HIZ were making a similar test on the same frequency.

LARGEST DISTRIBUTOR OF AMATEUR RADIO EQUIPMENT - THE WORLD'S


WRL



Leo. z. Meyerson
W0GFO

The latest... THE GREATEST!

THE NEW 500 WATT Completely Bandswitching GLOBE KING




ONLY \$367⁸ per mo.
\$67.50 DOWN
CASH PRICE: \$675.00
Stock No. 1000B001

Here's an advanced design, high power transmitter of 500 watts input on both CW and fone 100% modulated. Is completely bandswitching 10 thru 160M. bands. Consists of RF, Speech Modulator and Dual Power Supply Sections. Entire unit is specially screened for TVI. Pi Network output matches any antenna from 52-600 ohms. Has provisions for VFO and Single Sideband input. Forced air-cooled 4-250A tube, push-to-talk, special aluminum mesh screening of RF Section — just a few of the many fine features. Enclosed in grey hammeritone cabinet, 31" x 21 3/4" x 15".

NEW 65 WATT, BANDSWITCHING GLOBE SCOUT

Stock No.
1000A020W



Now—more wattage, same price, for this excellent Xmtr. 65 watts input on CW, 50 watts on fone.

Completely bandswitching 10 thru 160M. Combination Pi Network antenna tuner. 100% modulation of Final. Complete power supply. Compact: 8" x 16" x 8" cabinet.

JUST \$7.95 PER MO.
\$10.00 DOWN
CASH PRICE:
Wired: \$99.95
Kit: \$89.95

SEND FOR DETAILED
INFORMATION SHEET
TODAY!

HERE'S GOOD NEWS FOR

- AMATEUR
- INDUSTRIALIST
- EXPERIMENTER
- HI-FI ENTHUSIAST
- SERVICEMAN
- DEALER

EVERYTHING IN
ELECTRONICS!
THE NEW 1955
FREE
WRL CATALOG

Over
15,000
Top-Value Items

DON'T FORGET!!

We also feature our standard model 400C Globe King for 400 watts input on fone; 435 watts CW. Thoroughly TVI-Protected. Efficient operation on all bands. Coils available from 10-160M. Certainly proof that we give you more watts per dollar. Complete for \$515.00. Only \$28.13 per mo.

BEST BUY IN BEAMS!

WRL's new line of sturdy "Plumber's Delight" beams. 1 1/4" hot dipped galvanized steel boom; all elements aluminum; 1 1/2" center pieces; 1" end inserts. Wooden dowelled at all stress points. 20M beam has double 1 1/4" hot dipped galvanized steel booms for extra sturdiness. Specify choice of T or Gamma Match. All beams three element.

10M \$18.95 15M \$27.95 20M \$49.95
Combination & short element beams to be announced.

Here's JUST A FEW—

in our stock of over 600 reconditioned items, protected by our 90 day, factory guarantee!

- VHF 152A \$39.50
- NC-57 59.00
- Lysco 600 89.00
- HT-9 Xmtr. 159.00
- Ex. Sig. Shifter 49.00
- H. W. TBS-50 Deluxe 89.00
- TBS-50 Senior 69.00

SEE OUR COUPON
BELOW!



Please send me your New Free Catalog and full information on the items checked below! Quote your top Trade-In offer for my:

ALL PRICES SUBJECT TO CHANGE WITHOUT NOTICE.

(Name and Make of Equipment)

for your _____
(New Equipment Desired)

- 500 Watt Globe King
- 400 Watt Globe King
- Globe Scout
- Reconditioned Equip. List
- New WRL Beams
- 3'x4' Radio Map (25c)
- E-Z Pay Plan

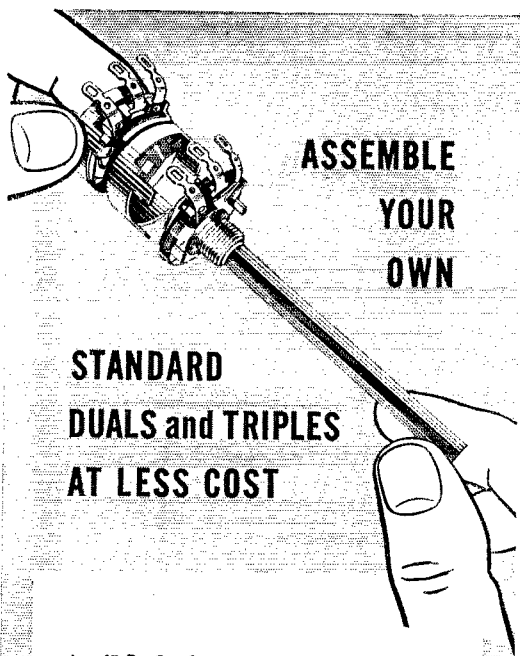
NAME _____
ADDRESS _____
CITY & STATE _____

WORLD'S MOST PERSONALIZED RADIO SUPPLY HOUSE

World Radio LABORATORIES

3415 W. BROADWAY, CO. BLUFFS, IA., Phone 2-0277

Q-10



**ASSEMBLE
YOUR
OWN**

**STANDARD
DUALS and TRIPLES
AT LESS COST**

An IRC Q Control, one or more IRC Multisections, and you can assemble your own standard dual, triple, or even quadruple control—in just a few minutes and at rock-bottom cost.

IRC MULTISECTIONS

Offer an endless variety of duals, triples, quadruples.

Assemble quickly and easily—attach like switches.

Provide an inexpensive way to make L and T Pads.

Available in 20 resistance values.

*Your IRC Distributor has low-cost
IRC Multisections.*



INTERNATIONAL RESISTANCE CO.

Dept. H, 401 N. Broad Street, Philadelphia 8, Pa.

In Canada: International Resistance Co.,
Ltd., Toronto, Licensee

Send me Catalog Bulletin describing IRC Controls
and Multisections. (DC1D)

Name _____

Address _____

City _____ Zone _____ State _____

R.F. Assembly

(Continued from page 15)

the gang-tuning control. Resonance at 3.5 Mc. should be found with the ganged tuning condensers set well toward maximum capacitance. Resonance at 14 Mc. should occur at about 75 per cent of maximum capacitance. Resonance at 21, 7, and 28 Mc., in that order, should come at approximately 35, 20, and 10 per cent of maximum. This stage is operated straight through on 3.5 Mc., and as a doubler to 7 Mc., using a 3.5-Mc. crystal. With a 7-Mc. crystal, it is used as a doubler to 14 Mc., a tripler to 21 Mc., and as a quadrupler to 28 Mc. It is also used as a quadrupler in obtaining output at 27 Mc., using 6-Mc. crystals in the oscillator.

At resonance, the plate current to V_2 should be approximately 10 ma., and grid current to the 6146 should run 4 ma. or more on 3.5 and 7 Mc., and at least 3 ma. on the remaining bands.

For testing the output stage, a dummy load of some sort connected to the coax output connector is very convenient. A nonreactive load is preferable. In the laboratory, we used a 52-ohm Ohmite dummy load and a v.t.v.m. with an r.f. probe as an output indicator. A lamp bulb may be used for preliminary adjustments, but it is not entirely nonreactive. Accurate tracking adjustment requires an essentially nonreactive load, either in the form of a dummy, or an antenna that has been tuned accurately to resonance, and matched to a 50-ohm line. Information on such adjustment will be found in the *ARRL Handbook*, and the *ARRL Antenna Book*.

Plate voltage can be applied to the amplifier by placing a jumper between Terminals 3 and 6 of J_3 . Whenever it is desired to cut off the amplifier while adjusting the preceding stages, this can be done by turning S_1 to the central position in which S_{1A} grounds the screen of the 6146.

Normal grid current for the 6146 is approximately 3 ma. If it exceeds this value appreciably, excitation may be reduced by detuning C_2 in the oscillator circuit slightly to the high-frequency side of resonance. As a result, the lamp bulb may detune the final so far that it will be impossible to peak both driver and final simultaneously unless the shaft coupling is loosened and the two condensers adjusted independently. With C_5 set at half capacitance, and with proper excitation applied, the meter switch should now be turned to read amplifier plate current, and the gang control adjusted to resonance as indicated by the dip in plate current. The loading should then be adjusted, by means of C_6 , so that the plate current at resonance is as close to 100 ma. as possible.

With the gang control adjusted accurately to amplifier plate-current dip, the meter should be switched to read the grid current of V_3 . If a readjustment of the gang control is necessary to obtain maximum grid current, C_5 should be readjusted slightly, and the process repeated. If the load is not too seriously reactive, an adjustment of C_5 should be found where maximum grid

(Continued on page 114)

HARRISON IS

MIDGET BEAM

HEADQUARTERS!

"Snowed under" on 20? Got no space (or dough) for a "QRM Buster" beam? CHEERS! Harrison has the answer—the best of the new Midget Beams! Jump up your R report, shove off-beam QRM out of your receiver, enjoy more 100% QSO's—all with a 20 meter beam no larger than a 10 meter job! And it can be turned with the new, low-cost TR-4 rotator. LET'S GO!
73, Bil. W2AVA

3 ELEMENT -- 20 METER

HARRISON HAS IT . . .


THE NEW

SHORT BEAM

TELREX

"MINI-BEAM"

ROTARY BEAM PRE-TUNED!
Amateur **59.95**
Net—



A precision, pre-tuned 20 meter array with a rotating radius of less than 11 feet! Constructed to the TELREX high standards for mechanical strength, yet . . . the "MINI-BEAM" weighs only 12 pounds! So light that a good TV rotator will handle it with full safety!

The new RADIO SPECIALTY 20 meter short beam is precision tuned and tested — assuring premium performance and dependability. You get "top-man-on-the-frequency" results even in a limited area installation. It is engineered to provide you with a truly practical, light weight, all weather structure with all these superior specifications: —

PERFORMANCE? Just check these specs. against ANY beam!
● 15 db front/back ratio. 4.6 db gain over a full size reference dipole. 1:1 SWR at 14,250 kc; better than 1.3:1 at phone band edges! 7 ft. boom, 2" O.D. with 2 1/2" reinforcing sleeve. Telescoping elements 9' 9" each side of center loading coupling coil. Built-in receptacle for 52 ohm coax.

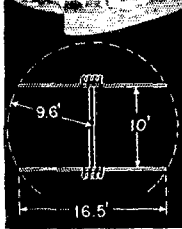
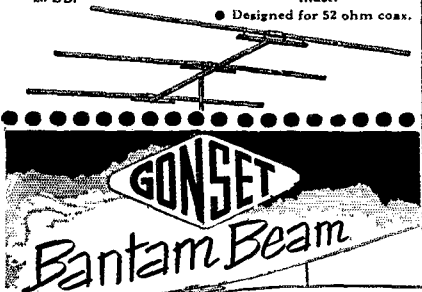
- Element lengths, 16 feet (approximate)
- Boom — 16 feet.
- Approx. weight 20 lbs.
- Turns with a T.V. Rotator.
- Front to back ratio better than 20 DB.
- Director spacing .1 wavelength.
- Reflector spacing .15 wavelength.
- Pre-tuned for 20 meter phone band.
- 61S1 aluminum used for elements, boom, crossarms and mast.

● Designed for 52 ohm coax.

FREE! HARRISON HAM-A-LOG

Includes New Gear, articles, bargains, ham kinks, etc.
Write today for your free copy.

Pre-tuned! No cut and try!
TELREX 2 element 20 meter "MINI-BEAM"
ORDER NOW! Immediate delivery
(until demand swamps production and lab pretuning facilities!)
55.50
Amateur Net



2 ELEMENT — 20 METERS
Features "Bow-Tie" construction for broad-banding, to avoid corona losses, and to minimize amount of loading inductance required. This, together with self-supporting silver plated copper tubing coils and statite insulation, gives you an all weather, high efficiency 2 element 20 meter beam, whose performance approaches that of a full size array! Fed with RG-8/U, it has low SWR, handles a full KW. Factory pretuned (with compensating extension for CW band), ready to put up. Weighs 27 lbs.

The **MOSLEY** original design

"VEST POCKET"

BEAM ANTENNA

- Pre-tuned!
- Ham Proved
- Quick Assembly!

\$79.95

Model VPA 20-3
3 Element, 20 Meter Beam

Here is the Original Design "Vest Pocket Beam" — the amazingly efficient miniaturized beam designed by W0VZC and W0QFG and described in May '54 QST.

It's the Beam so widely discussed and praised by Hams, the world over . . . and it's available now, Factory Made and Factory Tuned; ready to give you more solid QSO's — more consistent DX!

HIGH Q "V-P" COILS INCLUDED

MOSLEY V-P Coils are also available separately for Hams who wish to convert an existing 10 Meter beam for operation on "twenty". VP 20-2, 2 Element, 20 Meter Coils — Amateur Net, \$16.95. VP 20-3, 3 Element, 20 Meter Coils — Amateur Net, \$24.95

Amateur net **59.50**

with stub mast, less line.

ROTATOR FOR THE MIDGET BEAM

Heavy duty rotator, with built-in thrust and radial ball bearings. Direction indicator meter in control box. Reversible. 115 volt, 60 cy. AC operation. Permanently lubricated for a lifetime of trouble-free service.

NEW TR-4 rotator Low price—\$29.97

4 conductor control and indicator cable for TR-4 rotator, per foot04

RG-8/U factory fresh 52 ohm coax cable (NOT hi-loss surplus).. Matches all Midget Beams Per foot13


HARRISON

"Ham Headquarters Since 1925"

**225 GREENWICH STREET
NEW YORK 7, N.Y.**

PHONE ORDERS - BARCLAY 7-7777
JAMAICA STORE: Hillside Ave. at 145th St.

Convenient...
... Complete



MOBILE? Your log-keeping needs can be met by the ARRL MINILOG. Convenient, pocket-size, it contains proper headings for all necessary entries. MINI-LOG will help you comply with FCC regs, provide a lasting record of the many pleasant QSOs you'll enjoy the year round.

Spiral bound, 4" x 6" 30¢
USA Proper, 35¢ elsewhere

AT HOME? If so, you may prefer more complete station records, and the ARRL Log Book with ruled 8½ x 11 sheets (also spiral bound to lie flat when open), will make record-keeping a pleasure. Useful also for portable or mobile as well as fixed station operation! 50¢

USA Proper, 60¢ elsewhere

These are available in loose-leaf form (punched for 3-ring binders), 100 sheets 75¢

The
American Radio Relay League, Inc.
WEST HARTFORD 7, CONNECTICUT

current and minimum plate current occur at the same setting of the gang control. So long as the load is very close to resistive, this same adjustment should hold for all bands.

The adjustment and feeding of radiating systems to present a resistive load are discussed in the antenna chapters of *The Radio Amateur's Handbook* and *The A.R.R.L. Antenna Book*.

Incidentally, there are many who may favor limiting the power-supply voltage to 300. At this voltage, an input to the final of 15 to 20 watts is usually the limit, and the modulator need supply an output of only 10 watts or so. In this case, a smaller modulator would be satisfactory, and might be included as an integral part of the r.f. assembly, making use of the vacant spaces reserved for this purpose at the rear corner (both sides) of the chassis.

For those who may be interested, work has already been started on a modulator for this transmitter. It is anticipated that the assembly will be considerably smaller than the r.f. unit, and that it will deliver approximately 25 watts of audio. A description of this modulator will follow in a subsequent issue of *QST*.

Step-by-Step Transmitter

(Continued from page 19)

critical, and it need not be right on the nose so long as sufficient grid current is developed under actual operating conditions. See voltage and current information given later.

Neutralization of the final stage is the next step. The metal mounting clip of the neutralizing capacitor, C_4 in Fig. 1, is soldered to the stator post of the plate tank capacitor, C_2 . The movable element should be set at the point where tuning the plate condenser through resonance causes no change in grid current.

Connect the plate supply directly to Pin 4 and Pin 7 and run the metered lead to Pin 8 to measure the final stage plate current. Connect a 15- or 25-watt lamp to J_1 for a dummy load, and tune C_2 for minimum plate current. Tune C_3 for maximum lamp brilliance, and retune C_2 for minimum plate current. If the neutralization is set exactly right, maximum output, minimum plate current and maximum grid current will occur at one setting of the plate capacitor.

If the transmitter is to be modulated, the modulated plate voltage should be applied through Pins 7 and 8. Meters may be connected in as many of the leads as you have meters to go around, but it is desirable to meter the plate and grid circuits of the final stage continuously, at least until you have become thoroughly familiar with the way the rig runs. The transmitter may be run from a single 300-volt supply, or if higher power is wanted the final plate and screen may be supplied from a separate

(Continued on page 116)

100% SATISFACTION
 or Your Money Back at end of 10 day Trial

NOW HENRY DARES TO GIVE YOU THIS GUARANTEE



Bob Henry, W0ARA Butler, Mo.



Ted Henry, W6UOU Los Angeles

ONLY HENRY GIVES YOU



NEW VIKING

Transmitter Exciter Kit

Kit, less Tubes **\$179.50**
 Factory Wired, less Tubes **\$258.00**

"RANGER"


Built-in VFO—TVI Suppressed—Band-switching—seven bands—75 Watts CW Input—65 Watts phone input. Offers more features than any Transmitter/Exciter ever built for amateurs!

- Top Trades
- Only 10% Down
- Easy Terms
- Fast Delivery
- Personal Service
- Low Prices
- Complete Stocks
- We want you to be satisfied. Ask any Ham about Henry. And Henry has the new equipment first.

New NC98 ONLY

Now for the first time, your choice of electrical bandspread calibrated for either amateur or SWL bands. A crystal filter, an S-Meter, an RF stage and 2 IF stages.

1500 Down
 18 monthly payments of **\$8.00**
 Cash price **\$149.50**



Some of the many items in stock are:

Collins 75A3 and speaker.....\$550.00	Viking 11-CD factory wired.... 398.00	Hallicrafter SX88 595.00
Collins 32V3.... 775.00	Elmac PMR6A or PMR12A..... 134.50	Gonset Super-6.. 52.50
Hammarlund HQ140X..... 264.50	Elmac AF-67.... 177.00	Gonset Super-Ceiver..... 119.50
Hammarlund Pro-310..... 495.00	National NC125. 199.95	Gonset Communicator 11..... 229.50
Viking 11 kit.... 279.50	National NC183D 399.50	Morrow 5BR-1... 74.95
Viking 11 factory wired..... 337.00	National HR060 . 533.50	Morrow 5BRF-1.. 67.95
	Hallicrafter S76.. 199.95	Morrow FTR receiver..... 128.40
	Hallicrafter SX71 249.95	

Prices subject to change.

Write, wire, phone or visit either store today.

Butler 1, Missouri
 Phone 395



Henry Radio Stores

BRadshaw 2-2917
 11240 West Olympic Blvd. Los Angeles 64



AMATEUR PROGRESS

is our special interest

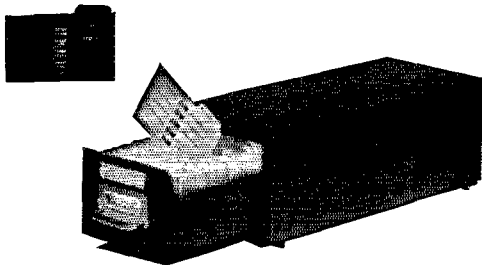
MAKING available to you resistors of the quality supplied to the professional electronic field.

Noblette

NA 15 1/2 WATT

A METAL film resistor with less inductance and with better frequency response and initial accuracy. It offers excellent resistance stability under high ambient temperatures and has a low temperature coefficient. Resistance range is 1 ohm to 3 megohms, in tolerances of 1, 2 and 5 per cent.

"CARBOMITE" TYPE MR RESISTOR



MOST popularly used in radio and television service, it is approved under JAN-R-11 for all tolerances, rating and characteristics including characteristic G for 70° operating temperature. Mounted five to a 3 x 5 card in 1/2, 1 or 2 watt, or fixed assortments in RESIST-O-FILE cabinets.

PROCURED FROM YOUR
LOCAL DISTRIBUTOR

CONTINENTAL
CARBON, INC.

13900 LORAIN AVE.
CLEVELAND 11, OHIO
CLEARWATER 1-6500



source of up to 500 volts. Operating conditions are about as follows: With 300-volt supply the final plate current will be about 50 to 60 ma. under load. Off-resonance plate current will be about 70 to 80 ma. At 500 volts the plate current should be loaded up to no more than 75 ma. Grid current will be around 2 ma. under load and the screen current 4 to 5 ma. Plate current to the two 12AT7 stages will be about 15 ma. each. Their plate voltage can be as low as 200 and still deliver adequate drive to the amplifier.

The transmitter may be keyed for c.w. in several ways. The 300-volt leads to all the stages can be keyed with a relay, or the screen of the final can be keyed alone. The cathode of the amplifier may be keyed directly by inserting the key between Pin 6 and ground. This is probably the best way of all, but it cannot be used in the 2-meter rig as the cathode is grounded at the socket.

Operating the 144-Mc. Rig

Procedure for putting the 2-meter rig into service is very similar to that outlined above. The oscillator and tripler stages are fed from a common power connector pin, so it is necessary to disconnect the 4700-ohm resistor in the lead to L_2 when testing the oscillator. It may be reconnected for testing the tripler, but remember that the meter in series with this pin will now read the current to the first two stages. The doubler stage should be checked in the same way as the others. The position of coupled circuits should be adjusted for maximum grid current in the 2E26, rechecking the trimmer settings if the coils are moved.

The test for neutralization should be made in the same way as for the 50-Mc. rig. The number of turns in L_5 can be altered if necessary for the most perfect neutralization, but this will be found to be quite uncritical as a general rule. Full-load operation will be similar to the 50-Mc. unit, except that there will be an extra 25 ma. drain for the 12AT7 parallel doubler. It is recommended that the plate voltage be held to 400 volts or less on 144 Mc., allowing a maximum input of about 25 watts.

Keying may be done in the amplifier screen lead, or if this does not completely cut off the amplifier additional stages up to and including the oscillator may be keyed. Best-sounding c.w. will be had if the oscillator is operated from a separate source, preferably regulated, and the screen of the amplifier and the plate of the doubler are keyed. When keying in the positive leads use a relay or a shock-proof key.

The screens of the rigs can be supplied from the final plate power source, or if a separate supply is used on the exciter portion this voltage can also be applied to the amplifier screen. There should be a small audio choke in the screen lead, in this case, if the amplifier is to be plate modulated. The power connection system shown allows the power supply problem to be solved in several different ways, to suit one's own set of circumstances. A convenient way to operate the

(Continued on page 118)

24 HOUR
SERVICE ON ALL
STOCK ITEMS

Uncle Dave's Radio Shack

MURKIN OF

FORT ORANGE RADIO DISTRIBUTING COMPANY

24 HOUR
SERVICE ON ALL
STOCK ITEMS

Leaves are turning brown, Uncledave is turning grey. Now's the time to check your ham equipment. We've got everything, so if you don't see what you want, call Uncledave W2APF or write to "Tiny" Miller.

Collins 32V-3 Transmitter



\$775

VFO Controlled, Bandswitching, Gangtuned. Covers 80, 40, 20, 15, 11 and 10 meters; 150 watts CW; 120 watts phone; entire RF section enclosed in metal shield. (In Stock)

COLLINS 75A-3 RECEIVER \$550
With Mechanical Filter and Speaker

JOHNSON VIKING II



\$279.50

(In Stock)

Kit, complete with tubes — less crystal, key and mike.

Wired and Tested, \$337.50

GONSET COMMUNICATOR 2-Meter Transmitter Receiver

Model 3026 **\$209.50** Model 3025 **\$229.50**



Operates from either 115-Volt AC or 6-Volt DC source.

SUMMIT RC 1A
2 mfr. conv. with tubes and xtal.
\$35.00 ea.
SPECIAL while they last.

VIKING MOBILE TRANSMITTER KIT
\$99.50
Amateur Net

Trade-ins TOP ALLOWANCE

NEW TELREX MIDGET BEAM ANTS.

No. 503, 3 E1., 20 meter **\$120.00**
No. 520, 2 E1., 20 meter **Special 55.50**
No. 250, 5 E1., 2 meter **45.00**

PARTIAL LIST OF USED EQUIPMENT

Send for Complete List

National HRO 50T (W/coils & Spkr)	\$225.00
Sonar MB611	25.00
Sonar FM Exciter	45.00
Morrow 3BR	45.00
Web 10 meter, 25W Xmtr.	25.00
Thordarson 100 W, Xmtr.	95.00
Collins 32V3 (Demo.)	695.00
Nat. NC183D (W Spkr)	295.00
Gonset Commander Mobile L.N.	100.00
RME, DM30X	20.00
Lafayette VHF Converter	25.00
Heath FM Tuner	20.00
Lysco 600 L.N.	115.00
2 - Eldico, TR75-TV	50.00 ea.
Nat. HRO60 (W/coils & Spkr)	450.00
WRL, Globe Trotter Xmtr	95.00
National SW54	35.00
Hammarlund, 420 & 411	95.00
Hallicrafters SX42 (W/R42 Spkr) ..	175.00
Gonset Tri-band W/clipper	35.00
Millen R9'er W/10 & 20 meter coils	22.50
Motorola, FMT30DS (Complete) ..	150.00
National NC183 W/speaker	150.00
National NC57 (W/"S" meter) ..	75.00
Collins, 32V2 (Converted 32V1) ..	450.00

WANTED—USED EQUIPMENT
for Trade or Cash

New
ELMAC TRANSMITTER AF-67 Trans-Citer
\$177.00 Net

CABLE SPECIALS

4 cond. rotor per 100' \$2.50
RG 59/U 6c ft. ... per 100' 4.00
RG 58/U 6c ft. ... per 100' 4.00
RG 8/U 14c ft. ... per 100' 9.00
Kilowatt twin lead, clear poly insulated. 12 ga. cond. 9c ft. 100' 5.00

Here is a new shipment of telegraph keys. ea. **\$1.25**

SONAR SRT 120 TRANSMITTERS

All bands 120 w. CW, 100 w. phone



Switches to all six bands. 1V1 suppressed, with 10 tubes.

SRT 120 Kit **\$159.50**
Wired and Tested at Factory, **\$198.50**
SRT 120P Kit **\$198.50**
Wired and Tested at Factory, **\$279.50**
Including Power Supply in Deluxe Case
VFO 120 **\$19.95**
Wired and Tested

ANTENNA ROTATOR SPECIAL

Will hold up to 200 lbs.

\$29.95

Complete with 100 ft. 4 Cond. Control Cable

ON-AIR LIGHTS ea. 1.95

Use 6-Volt pilot lamp. 5"x2 5/8"x1 1/8"

Folded dipole amateur antennas 300 ohm (kilowatt cable) each cut to band length 75 ft. lead-in.

10 meter 28 mc, 20 ft.	\$3.00
20 meter 14 mc, 36 ft.	4.50
40 meter 7 mc, 68 ft.	5.85
80 meter 3.5 mc, 134	8.45

SPECIAL Large Stock Used Panel Meters — Giveaway Prices

WRITE FOR OUR SPECIALS LIST

Fort Orange RADIO DISTRIBUTING COMPANY
904 BROADWAY, ALBANY, N. Y.
TELEPHONE ALBANY 5-1594

WANTED

Communications . . . and
Radar Personnel
Who Want To Earn

\$7,000 Per Year
or **BETTER!**

PHILCO

TECH-REP DIVISION

Offers Such Opportunities

. . . to men who are qualified by experience or training in the design, maintenance and instruction of Communications, Radar and Sonar Equipment.

FUTURE OPPORTUNITY & JOB SECURITY

. . . are more than "Sales Talk" at Philco, where the continuous demand of electronics installation and service work throughout the entire world, which have been coming to us with increasing regularity since 1941, have made us the "pioneer" in this field.

PLUS . . . OF COURSE

. . . the very important fact that in the civilian radio & television field, PHILCO has led the industry for 20 straight years.

TOP COMPENSATION

. . . salary commensurate with education and experience PLUS hospitalization, group insurance, profit sharing, retirement benefits, merit and faithful service salary increases and paid vacations.

LOCAL INTERVIEW ARRANGED

Write NOW For

. . . our special literature on COMMUNICATIONS & RADAR JOB OPPORTUNITIES NOW AVAILABLE AT PHILCO.

PHILCO TECH-REP DIVISION

22nd & Lehigh Ave., Philadelphia 32, Pa.

two rigs is to leave all supplies connected to both, and energize the heater circuit of whichever one is to be used at the moment.

In case you may have recognized some of the features in the 2-meter transmitter, we hasten to admit that several construction and circuit ideas were lifted from a commercial unit² described recently in *QST*. The plate tank circuit, the interstage coupling method, and the output coupling loop are examples of schemes that were too good to pass up.

[EDITOR'S NOTE: Part II of this article will appear in a subsequent issue.]

² "The LW 2-Meter Transmitter," New Equipment, May, 1954, *QST*, page 47.

"Simple Squirt" Beam

(Continued from page 21)

writer is of the opinion that adding another element would give considerable improvement in both forward gain and front-to-back ratio over the 2-element job without serious compromises in respect to s.w.r. or bandwidth. Keeping in mind the desirability of simplicity and light weight, the construction plans are as follows:

Boom: 12 ft. \times 1½ in. or 1¾ in. o.d.

Elements: Center section 1 12 ft. \times ¾ in. o.d.

Telescoping inserts: 6 ft. 4 in. \times ¾ in. o.d.

Coil form: Polystyrene rod, 1-in. diam., 1 ft. long, ¼-in. hole drilled 4 in. in each end. Coil form will fit over insert tubing instead of inside. Coil to be wound with solid No. 12 copper wire.

Match: RG-8/U and tuned gamma, or 300-ohm line and T match.

These suggested plans for the 3-element beam are included because the time required to do the construction would be difficult for the writer to come by. Some other ham who is cramped for 20-meter-beam space may have the time and the inclination to do the job. If there is such a person or persons, I am sure a report on the operation would be of interest to many.

So far as the two-element job is concerned, it is certain that there is a great deal to be gained over a doublet, in receiving as well as transmitting, and both the OM and XYL agree that considering both performance and appearance, the Simple Squirt is a very happy compromise.

Volume-Compression Circuit

(Continued from page 29)

vide adequate gain to control the audio variations over a wide range of signal intensities.

The input to the compressor has an *L-C* filter to help attenuate r.f. and a small output coupling condenser on the first stage to attenuate the low audio frequencies. A portion of the output from V_{2A} is fed to V_{2B} and thence to the rectifier V_3 . Ripple in the output of V_3 is filtered by R_5 , C_1 and C_2 before it is applied to the bridge circuit consisting of the impedances of the two diodes of

(Continued on page 120)

SENSATIONAL

Sale


**AMERICA'S
FINEST HIGH-FIDELITY
PHONOGRAPH!**

REG. \$229.50
\$149⁵⁰

EXCLUSIVE AT RADIO SHACK!

**\$15
down**


- ★ COMPLETE IN FINE FURNITURE CASE!
- ★ 15 WATT DISTORTIONLESS AMPLIFIER!
- ★ 3-SPEED BRITISH INTERMIX CHANGER!
- ★ G-E RPX-050 MAGNETIC CARTRIDGE!
- ★ PHONO RECORD COMPENSATOR!
- ★ TONE CONTROL! BASS BOOST SWITCH!
- ★ TUNER INPUT SWITCH AND JACK!
- ★ OUTPUT JACK FOR EXTERNAL SPEAKER!
- ★ COMPACT 16" D, 23½" W, 25½" H!
- ★ FAMOUS LANG 2-SPEAKER SYSTEM WITH EXCLUSIVE LANG HIGH-FIDELITY LOUDSPEAKER ENCLOSURE!



It's over ONE THIRD OFF! It's the famous KELTON "CAMBRIDGE", praised by musicians, critics and hi-fi fans everywhere! It's the smoothest small-space phonograph we've ever heard—and we've heard them all! From its wide-range Henry Lang dual-speaker system to its Collaro changer and the dual 6V6 p-p AC circuit amplifier it's obviously the buy of the year. Ship. wt. 75 lbs. Order No. R-0009QM for mahogany, R-0009QB for blonde.

**ADD FM
FOR**

\$39⁵⁰



With the amazing new Radio Shack REALIST-FM tuner you can add hi-fi FM to the Kelton (or any amplifier or TV set) for "a song". Tuner has Armstrong circuit, AFC, AC power supply built-in, tuned RF stage; 20-20,000 cps ±0.5 db. REALIST also has built-in function switch, tape recorder jack, phono input, power and tuning controls, pilot, solid 1-piece gold-tone escutcheon panel! Ship. wt. 6¼ lbs. Compact 4¼ x 9½ x 6¾". Order No. 36-888Q.

FREE!



NEW 224-PAGE
1955 CATALOG! WRITE TODAY!

RADIO SHACK

CORPORATION

167 Washington St., Boston 8, Mass.

ORDER NO. R-0009Q
Ship. Wt. 75 lbs.
Specify Mahogany or Blonde

CHECK WITH ARROW FOR A BETTER BUY!



JOHNSON VIKING RANGER TRANSMITTER KIT

Built-in VFO, fully TVI suppressed, band-switching 160 through 10 meters, small size, self-contained, including power supply and modulator, 75 watts CW, 65 watts phone, PI-network output.

No. 240—161 kit (less tubes, crystal, key and mike).
Nef. \$179.50



MORROW FTR

A fixed tuned receiver of excellent selectivity and stability. Features the NEW MORROW Noise Balanced Squelch Circuit: Xtal controlled osc. 3 kc selectivity at 6 db. down.

FTR Receiver: with separate power supply. \$128.40
5BR-1: with built-in noise limiter. \$ 74.95
5BLN-1: Less noise limiter. \$ 69.95
5BRF: Designed specifically for FTR. \$ 67.95

The 5BR series converters tune the 75, 40, 20, 15 and 10 meter bands. Recognized everywhere as the standard of converters.

MILLEN 50 WATT EXCITER-TRANSMITTER




Modern design includes features and shielding for TVI reduction; Bandswitching for 4-7-14-21-28 megacycle bands, circuit metering. Conservatively rated for use either as a transmitter or exciter for high power PA stages; 5763 oscillator-buffer-multiplier and 6146 power amplifier. Rack mounted.

No. 90801, less tubes, net. \$75.00

MILLEN One Inch MINIATURE SCOPE

— Panel Mounting
— Instrumentation use



Only 2 3/4" square by 4 3/4" long; Excellent for modulation monitoring; FSK, plus a wide variety of monitoring applications in place of usual panel instruments.
No. 90901, with scope tube. \$33.90
As above, less scope tube. \$21.00

WRITE IN FOR OUR AMAZING
TRADE-IN OFFERS ON NEW EQUIPMENT

ARROW ELECTRONICS INC

82 Cortlandt Street, N. Y. 7, N. Y.
Audio Center — 65 Cortlandt Street
Phone: Digby 9-4714

Arrow Hempstead — 215 Front Street
Hempstead 1 1826

V_4 and the two 150K resistors. Using a voltage-divider network and blocking condenser C_5 eliminates the necessity for using batteries as a voltage source for the bridge. R_4 is used to balance the bridge and should be adjusted to equalize the voltage drops between ground and X and between X and Y. These voltages should be within one-tenth volt of each other. With the circuit values given, approximately 1.25 volts appear on the plates of the duo-diode. It is necessary to use d.c. on the 12AL5 filament or hum modulation will appear on V_{1B} .

The low-pass filter, $L_1C_4C_6$, causes the output to begin dropping off at about 2000 cycles and it is down approximately 10 db. at 5000 cycles. The constants of the speech amplifier are such that the response decreases below 500 cycles and is down about 13 db. at 100 cycles.

S_1 is used to switch the compressor in and out of the circuit as needed. The placement of parts is not critical so long as the input wiring is separated from the power supply and any inductive hum pick-up. Shielded wire was used on the input and output leads.

To set up the compressor for normal operation an oscilloscope is a great help in showing how effectively the circuit is working and how much compression can be used before the amplifier following it overloads or distorts. Remember there is a limit to how much you can compress speech and still recognize it!

In conclusion I would like to acknowledge the aid of Ed Walker, W5KFW, without whose help the "Electronic Funnel" could not have been completed.

"Tubeless VFO"

(Continued from page 32)

and to anything that goes on in the exciter. A very sensitive, and simple, test can be used to check small frequency changes if a fairly pure audio source is available for the conventional two-tone test. Set up the exciter for a.m., balance out the carrier, and apply the audio signal. Tune in the r.f. signal on the receiver with the b.f.o. and a.v.c. off, and set the tuning midway between the two sidebands. If the audio tone is, for example, 1000 cycles, a 2000-cycle beat will be heard. Then use the b.f.o. to replace the carrier, and as the exact frequency is approached the tone will approach 1000 cycles, modulated in intensity by the frequency error of the b.f.o. setting. If the b.f.o. is placed within a cycle or so of zero beat, changes in the VFO frequency as various controls on the exciter are varied will show up as a change in the rate of intensity variation. This test will be accurate for quick checks but is not too reliable for measuring such things as drift since it requires that both the receiver h.f. oscillator and b.f.o. be absolutely stable over the entire checking interval. For checking over a period of time an additional reference is needed; a crystal used with the exciter in the normal way will serve well enough, the VFO being adjusted to exactly the same frequency as the crystal at the start of the test.

— G. G.

Your Rig is only as effective as the Antenna you tie it to!

THIS MULTI-BAND ANTENNA

AUTOMATICALLY

COMPLETELY COVERS

✓ **6 HAM BANDS**

KEEPS RADIATION ANGLE LOW
ON THESE BANDS THROUGH

✓ **ELECTROMAGNETIC
DECOUPLING ***

PRECISION
ENGINEERED
AND
MANUFACTURED

NO

LOADING COILS
MATCHING NETWORKS
SWITCHES
LARGE SPACE NEEDED
RUNNING OUT TO ANTENNA

Low VSWR on All Bands

V-37 DE-LUXE \$299.

75/80 - 40 - 20 - 15 - 11 - 10 METERS

V-37E FOR THE HAM MECHANIC \$199.

V-72 DE-LUXE \$199.

40 - 20 - 15 - 11 - 10 - 6 METERS

V-72E FOR THE HAM MECHANIC \$149.

V-70 DE-LUXE \$129.

40 - 20 - 15 - 10 METERS

V-70E FOR THE HAM MECHANIC \$99.

**THE
V-37**

* Patent
Applied For

- For our illustrated, descriptive brochures, and time payment plan, see your franchised dealer, or write . . .

Manufacturers and
Developers of
Electromagnetic
Decoupling
Antennas

ANTENNA ENGINEERING CO.

5021 WEST EXPOSITION BLVD., LOS ANGELES 16, CALIF.

Telephone: REpublic 4-7807

Protective Circuit

(Continued from page 55)

conventional clamp-tube arrangement:

1) The screen voltage may be adjusted without affecting the bias by varying R_2 , thus providing a convenient power input control for testing, tuning up, local QSOs or holding the power under the figure specified for certain multipliers in contest operating.

2) The twin triode does double duty, replacing the high-wattage screen resistor and the protective tube.

3) It is possible to reduce the screen voltage to very low values during excitation failure by making R_1 and R_2 high resistances. With the conventional circuit the only way to lower the screen voltage is to reduce the resistance of the clamp tube.

This circuit may be adapted for other screen voltages by changing the ratio of R_1 to R_2 . For tubes requiring higher screen voltages, the 6AS7G or 6BL7GT would appear to be logical choices in place of the 12AU7.¹ Although it has not been attempted, there seems to be no reason why this circuit could not be used in a plate-modulated amplifier by inserting an audio choke in the screen lead to the amplifier.

The 6146 could be screen modulated by adjusting R_2 to reduce the screen voltage to half the c.w. value, and then applying the modulating voltage to the grid of the cathode follower through a 0.01- μ f. condenser. Since the output impedance of the cathode follower is low, the voltage at the screen of the amplifier will follow the input audio voltage faithfully, and thus should result in somewhat more linear modulation than is possible with ordinary clamp-tube modulation.

¹ If the circuit of Fig. 2 is used exactly as shown, some attention must be paid to the peak heater-cathode voltage rating of the tube used as d.c. amplifier and cathode follower, since it establishes a limit to the screen voltage of the r.f. amplifier. For example, the 12AU7 is rated at 180 volts, the 6BL7GT at 200 volts, and the 6AS7G at 300 volts, peak heater-cathode voltage. If the heater-cathode voltage rating would be exceeded, the d.c. amplifier and cathode-follower functions can be assigned to separate tubes, and the cathode-follower heater supplied by a separate transformer winding, one side of which is also connected to the cathode. — Ed.

Stays

Likely to be of interest to amateurs is a new type of wire mentioned by W9TO in the *Podunk News*, organ of the Egyptian Radio Club (Ill.-Mo.):

"Formed by reverse drawing extremely fine wire, this conductor has the velocity factor of .07. Thus a 40-meter half wave is 4.62 feet long and a ten-meter mobile whip shrinks to a mere 6.7 inches. One experimental antenna being pruned for operation on 147.3 Mc. disappeared altogether."



THEY
CAN
READ YOU
EASY
with a

Ronette

Model B-110 W
HIGH IMPEDANCE
CRYSTAL MICROPHONE

Ronette microphones are among the most widely used on the European continent. Their introduction to this country will be welcomed by Americans who have used them abroad.

The Model B-110W was especially designed for public address and communications applications wherever clear, distinct speech reproduction and transmission are required.

Frequency response has been calculated to provide for crisp, intelligible speech. An important feature of the Ronette B-110W is that it is "weather-sealed". . . providing completely effective protection against extreme changes in temperature and humidity. The housing is molded of impact-resisting Polopas plastic, in an attractive Ivory finish. The B-110W is furnished with a standard co-axial cable connector, and is threaded to fit all conventional mike stands.

At Your Favorite Radio Parts Distributor



Amateur Net **\$7⁹⁵**

Send for detailed literature
and specifications to:


RONETTE

SALES CORPORATION
48-08 Bergenline Avenue
Union City, New Jersey



**COMPLETE STOCKS
PROMPT DELIVERY!**

First for Values!




NEW!

**JOHNSON VIKING RANGER
75 Watt Transmitter/Exciter**

An amateur's dream! Compact, completely self-contained — no plug-in coils — no external power supply. Built-in VFO; instant bandswitching 160 to 10 meters; 100% AM modulation; 75 watts input CW, 65 watts phone; 6146 final, 1614 modulators; TVI suppressed—complete shielding and filtering; provision

for 2 panel xtals with switching; break-in oscillation keying; pi-network output, matches 50 to 500 ohm load. As an exciter, RANGER will power and modulate a complete VHF or UHF xmitter using a 6146 or similar final. Beautiful 2-tone cabinet, only 15" x 11½" x 9" deep. Viking RANGER KIT, complete and easy-to-assemble, less tubes ..net **\$179.50**
Factory wired and tested, complete with tubes....net **\$258.00**




**NOW! JOHNSON VIKING II-CD
CIVIL DEFENSE TRANSMITTER**

This is the famous, tried and tested VIKING II modified to qualify for Matching Funds Program and FCDA listed in "Certified Radio Equipment". Among the modifications are push-to-talk circuit and continuous coverage from 1.75 Mc to 4.0 Mc on band #1. Write W2BUS for additional information, data sheets or quotations.

DON'T FORGET — TERMINAL regularly stocks JOHNSON Amateur Gear . . . VIKING II, Kit or Wired . . . MATCHBOX . . . LOW PASS FILTER . . . SIGNAL SENTRY . . . VIKING MOBILE VFO, Kit or Wired . . . STANDING WAVE RATIO BRIDGE . . . BI-NET . . . etc.



HARD-TO-BEAT ELMAC MOBILE COMBO!



**ELMAC
AF-67
TRANS-CITER**


The Elmac AF-67 is a compact 60 watt input, fully AM modulated, 7 band, built-in VFO or crystal controlled transmitter. Since power supply is external, it is equally adaptable for use in car or home, or both. Too many features to list, ask W2BUS for any additional dope you may want.

AF-67 Wired, tested with all tubesnet **\$177.00**

PS-2V AC POWER SUPPLY FOR AF-67 Operates on 115 Volt, 60 Cycle. A. C.net **\$49.50**

CFS-1 INTER-CONNECTOR CABLE for PS-2V and AF-67, complete with plug and fanning strip.net **\$4.75**

PTR-1 KIT Includes everything necessary for "Push-to-talk" operation of AF-67 on A. C. supply.net **\$6.75**



**ELMAC
PMR 6-A
10 TUBE
PORTABLE-MOBILE
RECEIVER**

Acclaimed by amateurs everywhere for its superlative performance!

Covers 6 bands, 160 to 10 Meters, and b.c. — 10 tuned circuits, dual-conversion and TRF provide excellent sensitivity, selectivity and image rejection. Voltage-regulated, temperature-compensated separate oscillator tube for stability; noise limiter; BFO; 3½ watts output with less than 1 microvolt input; antenna input matches 50 ohm co-ax. Requires 6 v.d.c./a.c. at 3.3 amps and 250 v.d.c. at 90 ma. Gray hammertone finish cabinet, 4½" x 6" x 8½" deep. Wt. 6½ lbs. With all tubes, less speakernet **\$134.50**

POWER SUPPLIES FOR PMR 6-A

PSR-6 Operates on 6 volt supply.net **\$24.50**

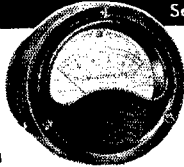
PSR-12 Operates on 12 volt supply.net **\$24.50**

PSR-116 Operates on 115 volt A. C. supply. ..net **\$24.50**

TERMINAL SPECIALS!

LAST CHANCE! — WHILE THEY LAST

See Our May and June QST Ads



**ROLLER-SMITH HERMETI-
CALLY SEALED METERS** made
to JAN specs, O-1 DCMA **\$4.95**

O-200 DC Microamps**\$5.75**

DEJUR MIDGET METER O-500 DC MICROAMPS
1¼" Square x 1¼" Deep. **SPECIAL . . . \$3.45**

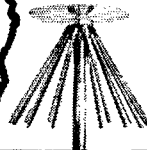
JAN 100TH TUBES — BRAND NEW Made by
ELMAC — SEALED CARTON \$5.95 ea...**3 for \$15**

STANCOR ST-203P MOBILE XMITTER KIT — COMPLETE
with assembly instructions and operating manual, less
tubes and accessoriesRegular **\$43.50**


ORDER NOW — Only \$36.50
Limited Supply Available



**PSR-1165
AC POWER
SUPPLY WITH
"5" METER
NET \$35.50**



**ALWAYS IN STOCK
COMPLETE LINE OF
MASTER MOBILE
and
KRECO ANTENNAS**



Terminal Radio CORP.

85 CORTLANDT STREET, NEW YORK 7, N. Y. • Worth 4-3311

IT'S HERE!
40 METER
 2 ELEMENT
MOSLEY

"VEST POCKET" BEAM

- Pretuned to 7210 KC!
- Fast Assembly!
- 33½' Maximum Element Length!
- 19 Db. Front-to-Back!
- 1.07/1 Standing Wave Ratio!
- Amateur Net, Just

\$74.95

Complete with 1 4½' Boom, Elements, Coils—Ready to assemble and mount on your rotor.

At Ham Equipment Suppliers

MOSLEY ELECTRONICS, INC.

8622 St. Charles Rock Road, St. Louis 14, Mo.

EASY TO LEARN CODE

It is easy and pleasant to learn or increase speed the modern way — with an Instructograph Code Teacher. Excellent for the beginner or advanced student. A quick, practical and dependable method. Available tapes from beginner's alphabet to typical messages on all subjects. Speed range 5 to 40 WPM. Always ready, no QRM, beats having someone send to you.

ENDORSED BY THOUSANDS!

The Instructograph Code Teacher literally takes the place of an operator-instructor and enables anyone to learn and master code without further assistance. Thousands of successful operators have "acquired the code" with the Instructograph System. Write today for full particulars and convenient rental plans.



INSTRUCTOGRAPH COMPANY

4769 SHERIDAN ROAD, CHICAGO 40, ILLINOIS

Using Frequency Standards

(Continued from page 55)

coincide with the frequency we're supposed to be listening to, not the actual frequency of the receiver oscillator. In this case it might read 3800 kc. at a capacity value of 20 μf . Thus, in order for us to actually hear a 3800-kc. signal at this setting, the bandset condenser, C_{set} , would have to be set to give a capacity of 80 μf ., since we need that total capacity of 100 μf . to be on 4300 kc. with the high-frequency oscillator.

Now let's be really nasty sometime when you aren't looking, and loosen the setscrew on your bandspread condenser and move the scale around a bit. It might end up so that 3800 kc. on the scale coincides with a capacity of 18 μf . instead of the original 20. If you left the bandset condenser as it was before, corresponding to a capacity of 80 μf ., you would no longer be tuned to 4300 kc. For a bandspread-dial setting of 3800 kc. you would actually be listening to a slightly higher frequency, since the high-frequency oscillator circuit now has a total C of $80 + 18 = 98 \mu\text{f}$. instead of the required 100.

What to do about it? You could dig into the set and fix the scale on the shaft the way it was before we sabotaged it for you, but there is a much easier way. Just move the bandset condenser a little, so that it corresponds to a capacity of 82 μf ., and now your total C is back to 100 μf . and the bandspread scale reads correctly.

All this long rigmarole is for only one purpose: To fix in your mind that the bandspread dial can be made to read absolutely correct at *at least one point* by proper setting of the bandset condenser. And you really don't care what the bandset condenser scale says — you're only interested in reading the bandspread dial.

Actually, we have no intention of sneaking into every hamshack and changing the bandspread scales on receivers. We don't have to. We can leave that job to manufacturing tolerances, temperature and humidity, and aging. But why worry about it? You can always set the scale on the nose at at least one point by a change in the bandset condenser. If you have a 100-kc. frequency standard, you will always have 100-kc. check points for the job. The logical procedure, of course, is to set up the bandspread dial so that it reads "on the nose" on the band edge closest to where you are operating at the time.

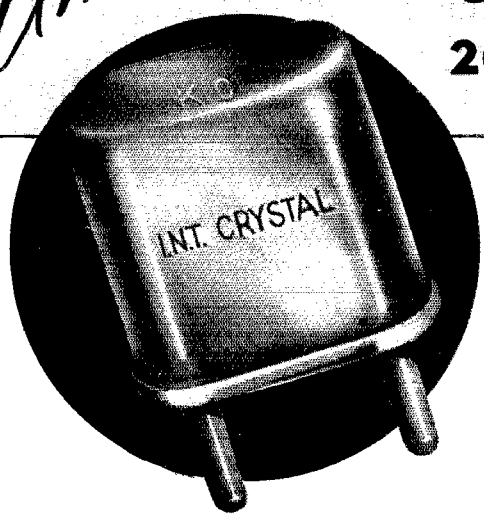
But suppose that you set up the receiver so that it indicates 3500 kc. "on the nose" and you find that 3600 and 3700 kc. don't come out exactly right? You can worry if you want, or you can bend the condenser plates as outlined earlier. But the simplest procedure is to note whether these points are reading "high" or "low" and how many kc., and file the information for future reference. What you have actually done is to recalibrate the receiver — you now know that when you're "on the nose" at 3500 kc., the receiver reads so many kc. high (or low) at 3600 and 3700 kc. By following the same procedure from all band edges, you are all set.

(Continued on page 126)

Amateurs and Experimenters!

ONE DAY SERVICE!

2000 KC to 54 MC



ONE-DAY Processing

Orders for less than five crystals will be processed and shipped in one day. Orders received on Monday thru Thursday will be shipped the day following receipt of the order. Orders received on Friday will be shipped the following Monday.

International TYPE FA-9

(fits same socket as FT-243)

Pin Spacing .486 Pin Diameter .093

RANGE (kc)	TOLERANCE	PRICE
Fundamental Crystals		
2000-9999	.01%	\$2.80
10000-15000	.01%	\$3.90
Overtone Crystals (For 3rd overtone operation)		
15 MC- 29.99 MC	.01%	\$2.80
30 MC- 54 MC	.01%	\$3.90

SPOT FREQUENCY

.01% TOLERANCE—Crystals are all of the plated, hermetically sealed type and calibrated to .01% or better of the specified frequency when operated into a 32 mmf load capacitance.

HOW TO ORDER

In order to give the fastest possible service, crystals are sold direct and are not handled by any jobber. Where cash accompanies the order, International will prepay the Air Mail postage; otherwise, shipment will be made C.O.D. Specify your exact frequency and the crystal will be calibrated to .01% or better of this frequency with the unit operating into a 32 mmf load capacitance.

International Crystal Mfg. Co., Inc.
18 North Lee
Oklahoma City, Okla.

DEPT. Y
Price

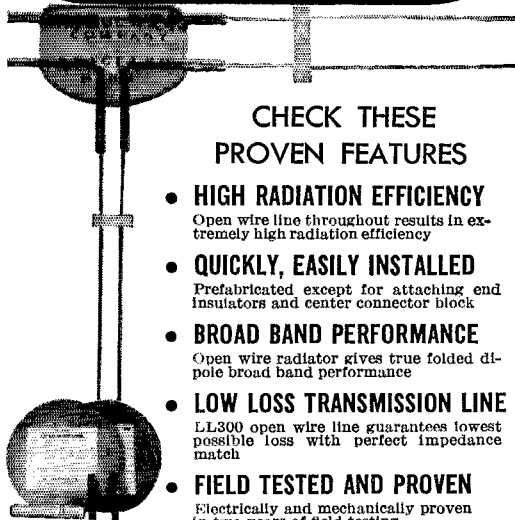
Please Send: _____ Crystals Freq. _____ Price _____
 _____ Crystals Freq. _____ Price _____
 _____ Crystals Freq. _____ Price _____
 TOTAL \$ _____

TO: Name: _____
 Address: _____
 City _____ Zone: _____ State: _____

Enclosed: Check, Cash, M.O. for \$ _____, or
 Ship C.O.D.

International CRYSTAL Mfg. Co., Inc. 18 N. Lee Phone FO 5-1165
 OKLAHOMA CITY, OKLA.

**MAKE YOUR SIGNAL OUTSTANDING
WITH A LOW LOSS
FOLDED DIPOLE ANTENNA KIT**



**CHECK THESE
PROVEN FEATURES**

- **HIGH RADIATION EFFICIENCY**
Open wire line throughout results in extremely high radiation efficiency
- **QUICKLY, EASILY INSTALLED**
Prefabricated except for attaching end insulators and center connector block
- **BROAD BAND PERFORMANCE**
Open wire radiator gives true folded dipole broad band performance
- **LOW LOSS TRANSMISSION LINE**
LL300 open wire line guarantees lowest possible loss with perfect impedance match
- **FIELD TESTED AND PROVEN**
Electrically and mechanically proven in two years of field testing

Models for 10 through 160 meter bands with choice of 6 transmission line lengths

YOU GET ALL THIS

Open wire line for radiator and transmission line, connector block, 2 insulators, instructions

NOTE: LL300 open wire transmission line is ideal for all HF VHF UHF use; net \$3.95, 100' at your jobber or write for free circular

BUDGET PRICED


\$495 and up

Write for free folder with specifications and prices; jobbers inquiries invited

**R. J. BUCHAN CO.
BRICELYN 4, MINN.**

BUY DIRECT FROM-FACTORY SAVE MIDDLEMAN PROFITS

**MASTER MECHANIC PORTABLE LIGHT PLANTS
PUSH BUTTON START**



AC Plant 600-700 Watts — 115 v. 60 cyc. Powered by a rugged 2 hp. easy starting Briggs gas engine. No wiring necessary; just plug in and operate. Plenty of current for receivers, transmitters, antenna motors, emergency lights, etc. which require up to 700 Watts. Ideal for radio amateurs, Civil Defense, trailers and camps. Complete with Voltmeter and built-in winding to charge 6 v. auto batteries.

- (Item 24) 24. Wt. 75 lbs. Be prepared if war or storms knock out power lines. **\$143.50**
- 700-800 Watt Plant (Item 44) same as above but with larger engine & greater capacity. **\$169.95**
- 1000-1200 Watt Plant (Item 45) same as Item 24 but with larger generator and engine — 50% greater output **\$199.50**

We make all sizes up to 25,000 Watts. Write for information. Send 10¢ for big 1954 Catalog, Free with order. Prices f.o.b. factory. Money back guarantee. Send check or M. O.

Master Mechanic Mfg. Co., Dept. 76-H, Burlington, Wis.

One last point. When you get to 21 and 28 Mc., you may have trouble determining whether a signal from the 100-ke. standard is 28,000 Mc. or 28,100 Mc., for example. There's a simple way out. With a crystal or VFO signal in the low-frequency end of the 80-meter band, you can use its 8th harmonic to cross-check. Say you have a crystal at 3600 kc., or you have a VFO that can be set there. (The VFO can be set "on the nose" by cross-checking against the 3600-ke. from your 100-ke. standard.) Now set the bandsread dial at 28,800 Mc. ($8 \times 3600 = 28,800$) and tune with the bandset dial until you hear the crystal or VFO harmonic. You now know that you're close to right, so turn on the 100-ke. standard and listen for its harmonic around 28,800 Mc. and then work back up the band. In other words, the 100-ke. standard harmonic closest to the VFO harmonic will be 28,800 Mc. The next lower one will be 28,700 Mc. and so on. If, when you get to 28,000 Mc. the bandsread dial reads a little off, you know what to do. Working the two dials together, so that you won't jump from the 28,000-Mc. harmonic to the next higher or lower one, keep the signal in tune as you set the bandsread dial closer to 28,000 Mc. and compensate with the bandset dial. Then log the setting of the bandset dial for future reference, so that you can come close to the right setting before you put it "on the nose" with the signal from your 100-ke. standard.

If you have a 100-ke. standard and a 1000-ke. standard, you can pick up most band edges easily (at the low-frequency ends) with the harmonics from the 1000-ke. standard, but the method just outlined is simply a "poor-man's version" of the same general procedure.

When you have familiarized yourself with the above procedure, you should have a better understanding of frequency standards and two-dial receivers. You will appreciate that a bandsread dial calibration may be correct over an entire band but it is more likely not to, unless you want to pay a lot more for the receiver. You should also recognize that you can *always* bring at least one point on the scale into exact calibration by a proper setting of the bandset condenser.

And finally, to get back to the W2JN frequency standard, you may want to convert your present 100-ke. standard to this newer circuit, to give you check points every 50 kc. and thus be able to mark band edges and subband edges that you can't hit with the straight 100-ke. standard. You use it the same way that you use the 100-ke. signals, of course.

— B. G.


Strays

Observing his ham grandfather employing a casting rod to loop an antenna draw-line over a large tree, W9CMT's grandson ran to his mother and said: "Grandpa's gone loco, mama. He's out fishing in a tree."

Lafayette's BARGAIN SALE!

NEW POCKET AC-DC VOM 9.95 MULTITESTER


This instrument is one of the best buys that Lafayette has ever offered in a Wide Range AC-DC MULTITESTER. An ideal portable unit that meets the need for a compact, yet rugged test instrument. Has ease of operation usually FOUND ONLY IN MORE EXPENSIVE INSTRUMENTS. Has 1000 ohms/volt sensitivity on both AC or DC. Uses full 3" rectangular meter with large, easy to read scale. Uses 1% precision resistors, jeweled D'Arsonval microamp meter movement. Ranges: AC-DC and output volts 0-5, 0-25, 0-250, 0-1000V; DC current 0-1, 0-10, 0-100. Resistance 0-10K and 0-100K ohms. In handsome sturdy bakelite case. Size: 4 1/4" x 3 1/4" x 1 3/4". Supplied Complete with test leads and batteries. A Must for every serviceman, shop, Laboratory or experimenter—and at Lafayette's Price you can afford to own one. Shpg. Wt. 2 1/2 lbs. MODEL RW-270—Complete



In Lots of 3 9.45
Single, ea. 9.95

BATTERY ELIMINATOR AND CHARGER

WAS 36.75



Typical Lafayette Value. Made by leading manufacturer. Operates from 110 VAC and supplies 6 volt DC up to 10 amps continuous, 15 amps intermittent. 9-Position switch adjusts output for any drain from 1/4 amp up. As battery charger delivers approx. 8 amps tapering to 2.5 amps; lower rates obtained from other taps. Has separate voltmeter and ammeter. Size 8 1/4" x 7 1/4" x 7". Metal Cabinet. Shpg. Wt. 16 lbs.

SPECIAL
17.45

SONOTONE 9980-S

TURNOVER CERAMIC PHONO CARTRIDGE WITH DUAL SAPPHIRE NEEDLES REPLACEMENT FOR COLUMBIA 360—VM—WEBSTER AND CRESCENT RECORD CHANGERS SPECIFY STOCK NO. PK-40



In lots of 5, each... 3.50 Singly, each... 3.98

3 TUBE CIRCUIT

alliance

CASCAMATIC TV BOOSTER

the NEW automatic


SMASH PRICE! 29.95

The Alliance Cascamatic TV booster is the latest accessory which combines all the advantages of television boosters in a single unit! Fully automatic — requires no further tuning — no manual control. Automatically turns on and off with set. Completely hidden from view — mounted in back of the set. Instantly installed — requires no further attention. Improves quality of picture and sound signals. Eliminates noise — improves signal-to-noise ratio. Features famous "California" circuit with three tubes. Works on all VHF channels. Uses two 6J6 tubes and one 6BK7. Attractive metal cabinet 4" x 5 1/4" x 4 1/4". 110-125 volts 60 cycles A.C. Complete with tubes and instructions. Shpg. wt. 2 1/2 lbs.

CASCAMATIC TV BOOSTER.

List \$29.95 In Lots of 3, ea. 6.45 Singly, ea. 6.95

6.45 ea. IN LOTS OF 3 singly, ea. 6.95



Top Quality CRYSTAL MIKE

\$575 • -52 db output level • Range 30 - 10,000 cps
• 10 ft. cable and connector locking base
A really fine microphone by a manufacturer known the world over. Use for amateur broadcasting, public address and home recording. Can be used with floor stand. Shpg. Wt. 2 1/2 lbs. PA-21 5.75



Lafayette Greatest Tape Buy Ever!


1200 FT. REEL
Genuine Plastic Base
RECORDING TAPE



\$1.89 per roll plus postage (C.O.D. accepted)
LAFAYETTE made a terrific deal with one of the leading manufacturers of recording tape to supply us with their regular tape which sells for almost twice our price. WE GUARANTEE ABSOLUTE SATISFACTION OR YOUR MONEY BACK. The finest, professional performance for thousands of playings. Red Oxide Base in a smooth, uniform coating; greater signal strength; with maximum fidelity; uniform frequency response from 40-15,000 cps.

STOP-GO SESSIONS TIMER


The timer that's almost human. Just set this marvelous Sessions electric timer mechanism to switch on or off your radio, television, or electrical appliance automatically. Will turn on your radio at any desired time. Has miracle "Sleep Switch" so that you can play your radio when you go to bed and it turns off automatically at a pre-set time, allowing up to 90 minutes to elapse. With mounting bracket. For 117 volts 50/60 cycles AC.



4.75 No. MS-67


3 LENS TURRET MICROSCOPE 100X-200X-300X

Precision built for accuracy and long lasting service. Triple position turret holds 3 achromatic color-corrected objectives for magnification of 100X, 200X and 300X power! Heavy base and stand—inclines through 90°. Dual knob focusing by rack and pinion. Adjustable plano sub-stage mirror. High-grade microoptics used throughout! Complete with fitted wooden carrying case and slides. Shpg. Wt. 4 1/2 lbs. F-10 NET 7.45



PRECISION DRAFTING SET

11 Pieces—Fitted Felt-Lined Case Made in Germany, of heavy brass, nickel plated and polished. Instruments include 5" C. Compass with pencil and pen points and lengthening bar. 5" Div. Divider, three 3 1/2" sidewheel bow dividers with needle point, pen point and pencil point. 5" Ruling pen, extra handle for pen or pencil, capsule with extra leads. Interchangeability of these many parts makes this an exceptionally versatile set. Your money back—if this set is not worth twice our price! F-13 Net 2.75



\$2.75

WESTERN ELECTRIC HEARING AID

Reg. price \$185.00 Our price \$14.95

Brand new, in original Western Electric's jeweler's case. Supplied with receiver, receiver cord, battery cord and plug (less batteries). Money back guarantee. Act now while they last! Uses Burgess X2K30E and 8R batteries at \$1.55 per set.



FREE BARGAIN CATALOG

DEPT. VJ

Lafayette Radio

NEW YORK, N.Y. 100 Sixth Ave.
BRONX, N.Y. 542 E. Fordham Rd.
NEWARK, N.J. 24 Central Ave.
PLAINFIELD, N.J. 139 West 2nd St.
BOSTON, MASS. 110 Federal St.


Include postage with order.

2-METER CONVERTER

Now you can receive 2-meters on a conventional Short Wave Receiver. Especially designed Push-Pull 6J6 R. F. Amplifier into 6T6 Oscillator-Mixer. Balanced line input, coaxial output. All slug-tuned adjustments, high quality components. Output frequency is 21 to 25 MC. Highly stable oscillator.

Small Size, 5" long, 3 1/4" wide, 3 1/4" deep. . . . An Excellent Buy of Component Parts Enables Us to Sell at These Low Prices We Guarantee Satisfactory Results.

Additional Details in *CQ Magazine*: Page 32, Dec., 1953



Model 2A (Illustrated) with A.C. Power Supply

COMPLETELY WIRED, TESTED, ALIGNED UNITS

MODEL 1A — Without Power Supply — **\$16.95**
With Tubes

MODEL 2A — With A.C. Power Supply — **\$21.95**
With Tubes

In Kit Form, Less Tubes, with Complete Simplified Instructions. Prewired, Excepting Tuned Circuits and Power Supply. Anyone with even the slightest experience can complete in a comparatively short time.

MODEL 1 — Without A.C. Power Supply . . . **\$9.95**

MODEL 2 — With A.C. Power Supply **\$14.45**

See Your Local Jobber or Write Us

MARSHALL MANUFACTURING CO.

Associated With K & L RADIO PARTS CO.

1406 VENICE BLVD. LOS ANGELES 6, CALIF.

*Coming Soon: VFO for 2 Meters, Highly Stable, Reasonably Priced

Tech Topics

(Continued from page 36)

propose that shading be used to distinguish the two forms of conduction. If the "n" areas are darkened this would be in accordance with the practice of assigning the color black to negative terminal connections.

Although the physical principles of transistor operation are different from those of a vacuum tube, the circuitry principles are very similar. The following will serve as a tool to help the reader understand transistor circuitry.

Referring again to Fig. 3, let us determine the correct polarity of the voltages to be applied to the various elements of a junction transistor. In an *n-p-n* transistor the emitter (cathode) is *n*-type and therefore has an excess of electrons that can be released. Once released, the electrons travel through the base (grid) region and are attracted to the collector (plate) when the collector is made positive with respect to the emitter. This is analogous to the operation of a vacuum-type triode — only the biasing conditions are different. For most circuit applications the base of an *n-p-n* transistor is positively biased, while the grid of a vacuum tube is usually negatively biased. For *p-n-p* transistors, following the same line of reasoning, it can be seen that the polarities would be exactly opposite to those used for the *n-p-n* type, since holes rather than electrons are released by the emitter.

The new symbol proposed by the authors for the junction transistor should be of great assistance both to those who wish to build published transistor circuits and those who wish to design their own circuits. The similarity of this type of transistor with the vacuum tube, stressed by the new symbol, makes this possible. Vacuum-tube circuit design often can be applied to junction-transistor circuitry with little modification. Further, the proposed symbol avoids the ambiguity that arises when one symbol is made to serve two meanings.

— Donald Klein, W1GKR, and
William Slusher, W1ZYX

Switch To Safety

(Continued from page 72)

because they assure an open circuit regardless of line polarization.) A heavy double-pole switch that will entirely disconnect *all* shack gear from the a.c. line is highly recommended. (3) Take great care that no a.c. or d.c. voltages appear on the antenna installation. It is important to note that the a.c.-charged W5AIZ antenna was not only a threat to the operator but was a menace to whoever might have encountered it.

The sympathies of all amateurs go out to the Watson and Seiders families. Let us individually appraise our stations and safety-precaution techniques — *it is always time to do so*. Amateur radio, one of the most respected of all hobbies, must not gain reputation as a dangerous one.




Founded in 1909

RADIO TELEPHONY
RADIO TELEGRAPHY
RADAR & TELEVISION

Courses ranging in length from 7 to 12 months. Dormitory room and board on campus for \$48.00 a month. The college owns KPAC, 5 KW broadcast station with studios located on campus. New students accepted monthly. If interested in radio training necessary to pass F.C.C. examinations for first-class telephone and second-class telegraph licenses, write for details. New: Advanced TV Engineering Course.

PORT ARTHUR COLLEGE PORT ARTHUR
TEXAS

Approved for G. I. training



FOUND! The Missing Link

NEW **B&W** 1-KW BALUNS FILL THE GAP BETWEEN UN-BALANCED FEED LINES AND BALANCED ANTENNA LOADS

YOU DON'T HAVE TO BE AN ENGINEER TO MATCH A COAX LINE TO YOUR ROTARY BEAM

Use these precision-built B&W 1-KW Baluns to feed your balanced beam antenna with unbalanced coax line and obtain:

- MAXIMUM TRANSFER OF POWER
- LOW LINE RADIATION ON TRANSMISSION
- HIGH SIGNAL-TO-NOISE RATIO ON RECEPTION

Designed to match coax line from pi-network or other low impedance output of any transmitter with power ratings up to 1000 watts to beam type antennas, employing the popular "T" MATCHING SECTION.

Model 700 for 10 meters
 Model 701 for 15 meters
 Model 702 for 20 meters

Housed in heavy gauge steel, weather-proofed cases fitted with coax input connectors and ceramic feed-thru output terminals.

Impedance—75 ohms unbalanced, to 100 ohms balanced.

Size—approx.—3½" x 3½" x 4". **\$16.50**

Weight—less than 3 lbs.

GET IMPROVED PERFORMANCE WITH FOLDED DIPOLE ANTENNAS

Use these precision-built B&W 1-KW *single band baluns* for:

- MAXIMUM TRANSFER OF POWER
- LOW LINE RADIATION ON TRANSMISSION
- HIGH SIGNAL-TO-NOISE RATIO ON RECEPTION

Designed to match pi-network or other low impedance output of any transmitter with power ratings up to 1000 watts into half wave folded dipoles using 300 ohm feed lines.

Model 710 for 10 meters | Model 712 for 20 meters
 Model 711 for 15 meters | Model 713 for 40 meters
 Model 714 for 80 meters

Housed in heavy gauge steel, weather-proofed cases fitted with coax input connectors and ceramic feed-thru output terminals.

Impedance—75 ohms unbalanced, to 300 ohms balanced.

Size—approx.—3½" x 3½" x 4". **\$16.50**

Weight—less than 3 lbs.

BARKER & WILLIAMSON, Inc.




237 Fairfield Ave., Upper Darby, Pa.

UP TO DATE . . .

THE 32nd edition of the Radio Amateur's LICENSE MANUAL is complete, up to date, and revised to include the latest information on amateur licensing. Contains the new mail-examination regulations, all the dope on frequency privileges for the various classes of amateur licensees, details of the U. S.-Canada Reciprocal Operating Agreement, current FCC examination schedule and code-practice schedules. A useful manual for all, newcomer and oldtimer alike.

Order YOUR copy today

PRICE **50¢** POSTPAID




ALL the dope between two covers... complete and easy to understand

- NOVICE • CONDITIONAL
- TECHNICIAN • GENERAL
- EXTRA-CLASS

The AMERICAN RADIO RELAY LEAGUE, Inc.
 WEST HARTFORD 7, CONN.


LOOK WHAT HAPPENED!

Further recent improvements in our new type magnet provides thrust pressure of over 200 grams and 300% increase in relay contact pressure — Dow relays have now definitely set a new standard for the industry.



Type DKC
1000 Watts
Length 4 1/2"
Width 3"

FIXED



Type DKM
500 Watts
Length 3 1/4"
Width 2 1/4"

MOBILE

FEATURES:

1. AC types entirely free of hum, guaranteed equally as silent as DC. Transmit contact pressure now increased to over 100 grams; receiver contacts 45-50 grams.
2. Causes negligible change in s.w.r. up to 100 mc.
3. Special type receiver connector automatically grounds receiver contact inside of connector during transmit and protects receiver from RF — (Optional — not available for DKM).
4. External SPDT switch available (Optional).
5. Relays supplied with UHF connectors — type 'N' on request. Add \$1.00 for SPDT external switch. Add \$1.00 for special receiver connector.

AG types (All voltages). Amateur net \$10.50
DC types (All voltages). Amateur net 9.50

See your distributor — if he has not yet stocked Dow Co.-axial relays, order from factory. Send cheque or money order, or will ship COD. Prices net FOB Warren, Minn. Shipping weight 9 oz. Dealers' inquiries invited — literature on request — Watch our ads for line of open type relays, using our new magnet.

THE DOW-KEY CO., INC.
WARREN, MINNESOTA

QST—Volume I

(Continued from page 45)

certain prediction, ascribed to some unidentified *Radio Inspector*, is quite startling. In an editorial on page 173 of the July (1916) issue, we find these passages:

... We asked this Inspector where he thought the amateur equipment would be five years hence. He said he had not the least doubt that every good amateur would be transmitting by means of undamped oscillations. . . . This nearly caused us to reel off our chair when we first heard it, but a little thought made it look quite reasonable. . . . Some amateur is to be the forerunner of a lot of undamped wave work, and we are waiting for it. Nothing will help us perfect a country-wide relay system so quickly. . . .

... If it turns out that transmitting apparatus can be developed for transmitting undamped waves, and which will be of moderate price, it might be that there would be something in this idea of creating a higher class certificate for undamped wave stations. . . .²³

I would like to know who that particular *Radio Inspector* was. Perhaps he was H. C. Gawler of the First District.

In Volume I many spark stations are described; but the one which strikes me as having the most interesting design of all is that of R. A. Miller (6RJ, Ione, California). He used a 200-cycle generator, with a synchronous rotary spark-gap mounted on the end of the generator's shaft. His transmitting condenser is described as being of the "air space" type — meaning (I believe) that air was used as the dielectric. Using a half-kilowatt power transformer, he had "no difficulty" working station 7ZH, La Grande, Oregon, 550 miles away; and he was heard by 7CM (Lacy, Washington).²⁴

The antenna systems at amateur or experimental stations, in 1915-1916, sometimes reached very respectable heights. In Volume I two towers over 100 feet high are mentioned; and one *mast* higher than 100 feet is referred to.²⁵

An arrangement which was announced on page 157 of the July (1916) issue of *QST* resulted in the publication of some well-written technical articles. Under it, all papers presented before the Radio Club of America were to be printed in the magazine. The first one to appear following this

(Continued on page 132)

²³ A letter from Wallace A. Heckman (IAA), at 56 to 57, March 1921 — Volume III, of *QST* — states that in Argentina "radio telephony and continuous wave transmitters have been the rule, rather than the exception, this being the case even in the years before the Great War. . . ."

²⁴ 360, November 1916. Note that the old Fessenden (N.E.S. Co.) 100-kw. spark transmitter at NAA used a transmitting condenser in which compressed air formed the dielectric. See Volume IV, No. 5, of the *Proceedings of the I.R.E.* (October 1916), page 427. A photo of the compressed-air condenser appears on page 428. The air was compressed to a pressure of 250 pounds per square inch.

²⁵ O. M. Heacock, of La Grande, Oregon, had a tower 110 feet high. A pole extended upward from it, reaching 140 feet. See 86, April 1916. Pennsylvania State College's experimental station, 8XE, had a steel tower 210 feet high. (Most of this station's transmissions were on 500 meters.) See 85 to 86, April 1916. M. B. West (8AEZ) had a mast rising 110 feet into the air. See 263, September 1916.



MORE SIGNALS PER DOLLAR
From Money Invested in an Antenna

Self Supporting
STEEL TOWERS
For Rotary Beams, FM, TV

ATTRACTIVE — NO GUY WIRES!

- 4-Post Construction for Greater Strength!
- Galvanized Steel — Will Last a Lifetime
- SAFE — Ladder to Top Platform
- COMPLETE — Ready to Assemble
- Easy to Erect or Move
- Withstands Heaviest Winds

Special Deal for Hams
SMALL DOWN PAYMENT
Easy Monthly Terms
Write for Details

Width of Base Equal to 1/5 Height

Vesto Towers are available in a wide range of sizes to meet requirements of amateurs and commercial users alike. Note the low prices for these quality lifetime towers: 22'-\$104, 28'-\$127, 33'-\$149, 39'-\$182, 44'-\$208, 50'-\$239, 61'-\$299, 100'-\$1,260.

Towers are shipped to your home knocked down, FOB Kansas City, Mo. 4th class freight. Prices subject to change . . . so order now! Send check or money order . . . or write for free information. Cable address: "VESTO"


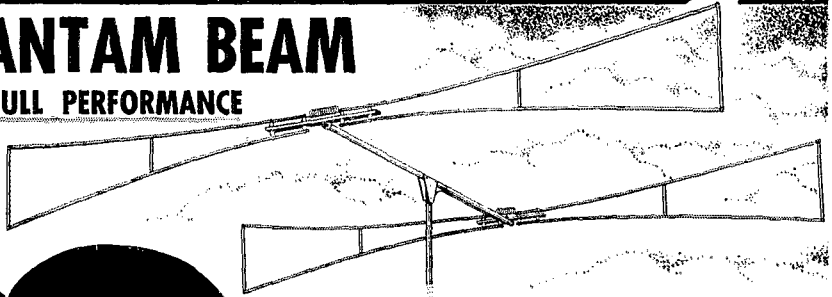
WRITE TODAY FOR COMPLETE FREE INFORMATION AND PHOTOGRAPHS

VESTO CO., Inc.
20th and Clay
North Kansas City, Mo.



BANTAM BEAM

THE HALF-SIZE, FULL PERFORMANCE
20 METER
ARRAY



"The heart of the beam"

The superiority of the Gonset "Bantam 20" daily becomes more obvious as hundreds of users add new countries to their DX totals. There are excellent reasons for this outstanding Bantam Beam performance—Bow-tie element structure for broad banding . . . for added end capacity to ensure least possible number of coil turns and . . . "The heart of the beam," ample size, very high Q copper tubing coils—silver plated, self-supporting (Air wound). Steatite element and coil end supports.

These and other significant Gonset design features greatly minimize losses, give performance in all kinds of weather, approaching that of a full-length 20 meter array.

16 1/2' tip-to-tip . . . very low SWR . . . symmetrical pattern with 52 ohm coax . . . good F-B ratio . . . rotated readily by any good TV rotator.

AT YOUR DISTRIBUTOR
Net...\$59.50

GONSET CO.

801 South Main Street Burbank, Calif.

YOU'LL SAVE DOLLARS and TIME

— DO A NEATER JOB — with a

KNURL-TITE ADJUSTABLE DRIVER
FOR FINISH NUTS



Needed in Every Tool Kit

A PRODUCTION TOOL — and for Repair Men and Handy Men

Here's the right tool for tightening and loosening knurled finish nuts. Specially designed for electrical products using toggle, chain, push-button fixtures, etc. Finish nuts slip "flush" into the jaw, and when KNURL-TITE is used, the fine surfaces of panels are not scratched, marred or damaged. With the small average thickness of knurled finish nuts, it is difficult, or almost impossible, to positively "set" a knurled nut with any other wrench because "no other wrench holds like a KNURL-TITE."

KNURL-TITE (Pat. Pend.) is simple to use. When a knurled nut is slipped into the collet-type pressure jaws, a quick, quarter handle-turn locks it tightly. It is a light, compact, sturdy Tool Kit Tool with a shock-proof, high impact-resisting handle and non-rusting nickel plated body section. The hollow collet barrel accommodates the long shanks of toggle switches.

4 CONVENIENT SIZES:

KR-37	3/8" diameter nut	\$3.25
KR-50	1/2" diameter nut	\$3.25
KR-62	3/4" diameter nut	\$3.50
KR-75	7/8" diameter nut	\$3.50

Each KNURL-TITE has up to 1/8" adjustment to take nuts slightly larger or smaller.

SOLD ON A MONEY-BACK GUARANTEE

BUY FROM YOUR SUPPLIER.

IF HE CANNOT FURNISH, ORDER DIRECT

CHASE MANUFACTURING CO.

Also Manufacturers of Pioneer Chassis Punches & Ham-R-Press

5008 West Jefferson Blvd. — Los Angeles 6, California


Go Mobile

NEW

BABCOCK

MT-5B

MOBILE D-X MITTER
6 Band Bandswitching



5" x 8" x 7" deep

Vibration-Proof, Shock-Proof, Small, Compact

New exclusive meter, D'Arsonval movement, new crystal oscillator circuit using 6CL6 tube. VFO-XTL crystal switch and VFO connector now on panel. Same professional performance and fine quality as found in Babcock military radio equipment. Constant solid signal, every tube, every part tied down. Lifetime gray Hammertone metal case, easy to install. Examine—compare—buy Babcock!

Price complete with tubes, plugs and instruction book, Ham net.....\$119.50

Contact your dealer or write for literature

BABCOCK RADIO ENGINEERING, INC.

7942 Woodley Ave., Van Nuys, Calif.

Export, Frazer & Hansen, 301 Clay St., San Francisco, USA

TRYLON



heavy-duty rotary beam system

Send today for illustrated free booklet.

Trylon Products are made only by,


- High-gain on 2 bands — 12 to 50mc.
- Choice of 3 or 4 elements, 1 or 2 band arrays
- Hi-Torque rotator supports 250 lbs.
- Selsyn-controlled indicator and remote control box
- Tilt-Mount for adjusting beam and rotator from side of tower
- Sturdy Trylon Steel Ladder Towers at required heights.
- 3-DAY FREE EXAMINATION OF ALL COMPONENTS

WIND TURBINE CO. WEST CHESTER, PA.

Groth

TURN COUNT DIAL

Our users say, "This is what we wanted"



This dial can be used on any device that requires the recording of more than one full turn. Users report it ideal for roller inductances, INDUCTUNERS, fine tuning gear reducers, vacuum and other multi-turn variable condensers. Registers fractions to 99.9 turns. Full turn count stationary until next turn registers. Case: 2" x 4". Shaft: 1/4" x 3". Model TC2 has 2 1/2" dial with 1 3/4" knob. Model TC3 has 3" dial with 2 3/4" knob. Black molded bakelite.

- Mounts on front of panel with one hole.
- Large easy grip knobs.
- Handy logging space.

TC2 \$3.90

TC3 \$4.20

NOW AVAILABLE
SPINNER HANDLE FOR TC MODELS
ONLY 75c

All late TC models have hole spotted. Spinner can be mounted on any knob where small hole can be drilled.

Parcel Post Orders: Add 8¢ for dial, 3¢ for spinner.

R. W. GROTH MFG. CO.

10009 Franklin Ave.

Franklin Pk., Ill.



announcement was Paul F. Godley's "Applications of the Audion."²⁶

H. R. Hick's first cover design for *QST* adorns the May (1916) issue; and from May to November (1916) this artist's work was used on the front covers. Of course, his contributions were to continue for a long time thereafter, as succeeding Volumes will show.

The "Who's Who in Amateur Wireless" department first appeared in the August (1916) number, at page 215. The first two "hams" to be "written-up" were Dean A. Lewis (1ZL) and C. D. Tuska (1ZT). The second pair, featured at pages 262 to 263 in the September (1916) issue, were Lindley Winsor (6ZW) and M. B. West (8AEZ). Roy C. Burr (8ZI) and *Emma Candler* (8NH) were selected for the October, 1916, issue. See pages 303 to 304. Next came the Seefred brothers (6EA), at page 351, November 1917.²⁷

The first Book Reviews which I have found in *QST* appear on page 8 of the first issue (December 1915). No others were published until the appearance of the July (1919) number. It was part of Volume II.²⁸

In Volume I, very little non-amateur news appears; but at 336 to 337, November 1916, Federal District Judge Julius M. Mayer's decision holding De Forest's audion to be an infringement of Dr. John Ambrose Fleming's patent on the 2-element "Fleming Valve" (invented in 1905) is noted. (De Forest said he would appeal.)

And at 234, August 1916, the first public demonstration of the "Marconi Wireless Telephone"²⁹ is reported. It is interesting to note that the transmitting station was on land and the receiving station aboard ship. The vessel answered via "dot-and-dash." This item reads as follows:

The first public demonstration of the Marconi Wireless Telephone took place Monday evening, June 12th, when the experimental station at Aldine, N. J. talked to David Sarnoff on the steamship *Bunkerhill* which was taking the members of the New York Technology Club to Boston to attend the dedication of the new buildings of the Massachusetts Institute of Technology.

Conversation was begun at eight o'clock and lasted until ten when the steamer was sixty miles up
(Continued on page 134)

²⁶ 193 to 200, August 1916; 239 to 244, September 1916. A. H. Grebe described his experimental station, in the second paper published. See 288 to 292, October 1916. *Before* the July, 1916, announcement, two articles which had been presented before The Radio Club of America had been published in *QST*: "Wireless and The Aeroplane," by L. J. Lesh, 122 to 125, June 1916; and "Distributive Capacity and Dead End Effect," by Harry Sadenwater, 158 to 160, July 1916.

²⁷ *Before* the Department was instituted, photographs of several prominent Amateurs had appeared in *QST*. For example: photo of Maxim, at 19, February 1916; photo of A. A. Hebert (2ZEH), at 96, May 1916; and photo of R. H. G. Mathews (9IK), at 97, May 1916.


²⁸ 15, July 1919. In Volume III of *QST*, the Book Reviews were also scarce. See 45, March 1920; 44, May 1920; 43, June 1920; and 43, July 1920.

²⁹ I have found no mention of experimental broadcasts via De Forest's radiophone in *QST*, until Volume II. See 26, January 1917 ("A Concert by Wireless"); and 72 to 74, April 1917 ("De Forest Wireless Telephone").


New **FREED** COMPONENTS for HI-FIDELITY AMPLIFIER PROVIDE IMPROVED PERFORMANCE

This Freed circuit incorporated several changes from the original Williamson circuit to provide optimum performance at high and low frequency extremes. It is rated at 10 watts with triode connected output tubes. However, by connecting the screen grids of these tubes to taps provided on the Freed KA-10 output transformer, it is possible to double the power output for a given distortion percentage. Recommended power supply is choke-input type with a two-section L-C filter to maintain constant D.C. output and to improve filtering to the voltage amplifiers.

The required 550 volts AC for the rectifier can be furnished by a Freed KP-10 power transformer.



- FREED KP-10 POWER TRANSFORMER
- FREED KA-10 OUTPUT TRANSFORMER
- FREED KC-10 FILTER REACTOR
- FREED KC-11 FILTER REACTOR



A DETAILED TECHNICAL SHEET AND PARTS LIST IS AVAILABLE ON REQUEST
ASK FOR BULLETIN NO. 5402

FREED TRANSFORMER CO., INC.

1703 Weirfield St.,
Brooklyn (Ridgewood) 27, N.Y.


LEARN CODE!

SPEED UP Your
RECEIVING
with G.C.

Automatic Sender

Type S

\$28.00 Postpaid in
U. S. A.



Housed in Aluminum Case Black Instrument Finished. Small—Compact—Quiet induction type motor. 110 Volts—60 Cycle A.C.

Adjustable speed control, maintains constant speed at any Setting. Complete with ten rolls of double perforated tape. A wide variety of other practice tapes available at 50c per roll.

GARDINER & COMPANY

STRATFORD

NEW JERSEY

THE BARGAIN RIOT OF THE YEAR!
HARRISON'S ANNUAL
PRE-INVENTORY

CLEARANCE SALE!

- Store-wide price slashes!
- Close-out counters!
- Daily "Super-Specials"!

Come early (Cash and Carry) Come often

ENTIRE MONTH OF OCTOBER

HARRISON HAS IT!

225 GREENWICH STREET

NEW YORK

YOUR HQ FOR BEAMS

- 2 MR-Q \$18.90
- 2 MQ-P \$7.95
SINGLE QUADRAPOLE
- 4 E 2 \$8.75
2 MTR—4 ELEMENT YAGI
- 8 E 2 \$20.50
2 MTR—TWO 4 EL. YAGI
- PD 3 E 10 \$24.95
3 EL. 10 MTR/T-MATCH
PLUMBERS DELIGHT
- 3 E 10F \$42.40
3 EL. 10 MTR/FOLD. DIPOLE
- 3 E 10T \$41.80
3 EL. 10 MTR/T-MATCH
- 3 E 15T \$59.00
3 EL. 15 MTR/T-MATCH
- 2 E 20T \$47.95
2 EL. 20 MTR/T-MATCH
- 6 E 10-20T \$98.95
3 EL. 10 MTR/3 EL. 20 MTR
STACKED/2 T-MATCHES

Write Dept. Q104 for Catalogs

HY-LITE *Antennae* INC.
242 E. 137 ST., N. Y. 51, N. Y.

HY-LITE
BEAMS
HY-LITE
BEAMS
HY-LITE
BEAMS
HY-LITE
BEAMS
HY-LITE
BEAMS
HY-LITE
BEAMS
HY-LITE
BEAMS
HY-LITE
BEAMS
HY-LITE
BEAMS
HY-LITE
BEAMS
HY-LITE
BEAMS

BUY OF A LIFETIME! TRIED AND PROVEN THE WORLD OVER



LETTINE MODEL 240 TRANSMITTER WITH MOBILE CONNECTIONS AND A.C. POWER SUPPLY

This outstanding transmitter has been acclaimed a great performer throughout the world. Excellent for fixed station, portable or mobile operation. Air wound plug-in coils used for greater efficiency — never obsolete — will take any new frequency. Ideal for General Class Amateur, Novice, CAP, CLD, MARS, Broadcast, Marine and Airport Communications. An outstanding buy, direct from our factory, ready to operate.

The 240 is a 40 to 50 watt. Phone-CW rig for any freq. from 1.6 to 30 mc., complete with: (8 x 14 x 8) cabinet, A.C. power supply, 40 meter coils and crystal and tubes: 6V6 osc., 807 final, 5U4G rect., 6S17 crystal mike amp., 6N7 phase inverter, 2 6L6's PP mod. for excellent audio quality. Weight 30 pounds. TVI instructions included. 90 day guarantee. Price \$79.95.

\$25 deposit with order — balance C.O.D.
80, 20, 10 meter coils \$2.91 per Band, 160 meter coils \$3.60.

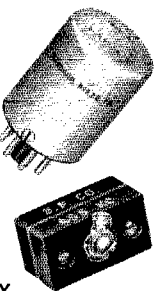
MODEL 130 FOR 120 TO 130 WATTS
MODEL 242 FOR 2 METERS — 45 WATTS INPUT
LETTINE VFO AND ANTENNA TUNER

LETTINE RADIO MFG. CO.

62 Berkeley Street

Valley Stream, N. Y.

- ... more widely used for military applications
- ... more widely used by the world's leading airlines
- ... more widely used for critical communications of every type.



STANDARD PIEZO COMPANY
Carlisle, Pa.

STANDARD PIEZO Crystals

... by the pioneers of
modern crystal developments

Long Island Sound. The *Bunkerhill* was not equipped with a wireless telephone so the results of the demonstration were announced by radio telegraphy. The clearness of the signals amazed the listeners on board the *Bunkerhill* and among those who heard the test were Mr. Sarnoff, Orville Wright, A. R. Hawley, Rear Admiral Capps and Alexander Graham Bell. After the conversation had been carried on for a time, Mr. Weagant played a phonograph and the strains of "The Star Spangled Banner" greeted the listeners. Then came the "Marseillaise" and in response to an encore, Mr. Weagant played "Tipperary." The test was a complete success.

As of June (1916), the "hams" were still blissfully unaware of the fact that in the autumn of 1921 amateur spark, 'phone, c.w. and i.c.w. signals would be arousing the wrath of thousands of broadcast listeners equipped with nonselective receivers. And I doubt if any of the famous personages aboard the *Bunkerhill* that night could have predicted it, either.³⁰

The October, 1916, issue of *QST* contains two items which appear to me to be of unusual interest: (1) an advertisement of A. H. Grebe & Co. describing its "new type AGP 101 Short Wave Regenerative Receiver," which states that this instrument will tune down as low as 150 meters,³¹ and (2) a letter from Cedric E. Hart (6SL, Salt Lake City, Utah) which speaks of the visit of the "Navy Safety Train" to his city.³² This train was equipped with a half-kilowatt quenched-gap spark transmitter, operating on 600 meters. Station 6SL took a message from the train and delivered it to Lieutenant Edwin Guthrie of the local Navy recruiting station. *The call used by the train was NSF* — a call to become world-famous after World War One, when the Naval Radio Laboratory at Anacostia began experimenting with "tube" transmitters on wavelengths around 250 meters.³³

On its merits as a magazine, alone, I consider the first volume of *QST* to be a remarkably good performance, considering the financial stringencies encountered and the lack of full-time editors and employees. However, there was plenty of room for improvement; and Maxim, Tuska, et al., probably realized this at the time.

Whatever its shortcomings, Volume I of *QST* is rich in sentimental values. If proof be needed, just try to purchase those twelve little issues of the magazine from some "old-timer" who has saved (or has collected) them!

— S. B. Y., W0CO

R. R. 3, Box 94
Wayzata, Minnesota
December 30, 1953


³⁰ In 1922, De Forest estimated the listening public at over one million; and he shrewdly predicted five million "BCLs" in two years, and twenty million by 1927. See Volume V of *QST*, at 54, July 1922.

³¹ 328, October 1916. See, also, inside front cover of the September, 1916, issue, for the first appearance of this ad.

³² 305, October 1916.

³³ See 8, November 1920 (station described by Kruse); 52, November 1920 (heard in England; letter of W. R. Wade); 48, January 1921 (repeats, on 250 meters, the long-wave signals received from MUU, POZ, and YN); 32, April 1922 (called "the first powerful short-wave c.w. station"). In 1925, the Laboratory was using the call NKF when communicating with NRRL. See 31 to 32, July 1925; 10 to 12, 14, January 1926.

The New -- 20 METER



SHORTBEAM
PRE-TUNED!

... 3 ELEMENT ROTARY BEAM

Amateur Net **\$59.95**

It's pre-assembled

Pre-assembled at the factory. All complete — Coils, elements, cross arm, stand-offs and "U" bolts are assembled as one unit. Attach the three elements to boom and you are ready! You get "top-man-on-the-frequency" results even in a limited area installation.

- Element lengths, 16 feet (approximate)
- Boom — 16 feet
- Approx. weight 20 lbs.
- Turns with a T.V. Rotator
- Front to back ratio better than 20 DB.
- Designed for 52 ohm coax.
- Director spacing .1 wavelength.
- Forward Gain 4.8 DB over full size Dipole.
- Reflector spacing .15 wavelength.
- Pretuned for 20 meter phone band.
- 61ST aluminum used for elements, boom, cross arms and mast.
- One-man installation.

AVAILABLE THROUGH YOUR DISTRIBUTOR

RADIO SPECIALTIES, INC.

354 Seventh Avenue, Brooklyn, N. Y.

• TERRITORIES OPEN •

Also Available

the "R.S. short dublet" for 40 and 75 meters

GET INTO ELECTRONICS

You can enter this uncrowded, interesting field. Defense expansion, new developments demand trained specialists. Study all phases radio & electronics theory and practice: TV; FM; broadcasting; servicing; aviation, marine, police radio. 18-month course. Graduates in demand by major companies. H.S. or equivalent required. Begin Jan., March, June, Sept. Campus life. Write for Catalog.

VALPARAISO TECHNICAL INSTITUTE
Dept. TN Valparaiso, Ind.

For Selectivity
Never Before Achieved In a
Communications Receiver

Dr. Qwak

R The Collins 75A-3
With Mechanical Filter

Dr. Qwak (Willard Wilson — W3DQ) also has B & W, Collins Xmtrs, National, Hallicrafters, Johnson, Elmac, Gonset, etc. . . . all for prompt delivery, and on the easiest of terms. Write today.

Wilmington Electrical Specialty Co., Inc.
405 Delaware Ave., Wilmington, Delaware
Est. 1920


Willard S. Wilson, President
Member OOTC — VWOA — QCWA
A • A • O • N • M • S

For That Extra Margin
of Safety . . .

Copper Plated Ground Rods

Bring Extra Profits

Simple! Practical! Low-priced! Of smooth-drawn steel, pointed for easy driving and copper-plated for rust prevention and to assure clean electrical contact. Available in four popular styles, in 4', 6' and 8' lengths, 3/8", 1/2" and 5/8" diameters. Send for special Ground Rod Bulletin and prices.



Premax Products


Division of Chisholm-Ryder Co., Inc.

5424 HIGHLAND AVENUE • NIAGARA FALLS, N. Y.

Tecraft

CASCADE CRYSTAL CONTROLLED CONVERTER

for 144 or 220 Mc.



Provides:

- **HIGH SENSITIVITY** — Sensitivity better than 1/10 microvolt. Gain approx. 30 db. Noise approx. 4 db.
- **COMPLETELY STABLE**. C.W. on 144 mc. NO mechanical modulation. Pure D.C. note. No drift.
- **RUGGEDLY BUILT** — Suitable for mobile application.
- **USE WITH ANY COMMUNICATIONS RECEIVER** — Availability with output at I.F. frequencies 6-10 mc., 8-12 mc., 10-14 mc., 12-16 mc., 14-18 mc. We recommend use at I.F. output 14-18 mc.
- **COMPLETELY SHIELDED** — In beautifully finished silver gray hammetone steel case.
- Available (SPECIAL ORDER) for other CD or industrial frequencies. Also available for Collins receiver.
- **USES 6BZ7, 2-6CB6, 2-6J6 tubes. COMPLETE** with plugs, tubes and crystal. \$42.50
- Kit Form. Complete. \$29.75

Ask your dealer or write us

THE EQUIPMENT CRAFTERS, INC.

523 Winne Ave.

River Edge P.O., N. J.

World Above 50 Mc.

(Continued from page 64)

2200 Aug. 2nd, but from then through the following morning he was busy with W2s and 3s, most of whom were making their first Maine contacts on 2. Over 40 stations were worked, with W3IBH, Philadelphia, the best DX.

And here's a journey that should provide some interesting 2-meter contacts. W6MJ is making the river trip from Cincinnati to New Orleans, October 23rd to 30th. He will have his Communicator aboard the *Delta Queen*, and will operate nightly, checking on the hour.

There's plenty of other operating news this month. In fact, the correspondence on hand is so great that we cannot really do justice to it in the space and time available. Material for this month's column, and for the issue to follow, is being prepared in the last days before our departure on a swing around the western part of the country. This will occupy most of September and October, and will permit the writer to meet v.h.f. men in many areas of the West where we've not had the opportunity of visiting heretofore.

Operating news will, therefore, be rather low in this department for a while. We are substituting some hints-and-kinks style material in the next issue that we hope you'll find useful, and we'll try to pick up the latest news along the way to send back to West Hartford. We'll be visiting at least 15 states west of the Mississippi, meanwhile; hoping to return with a far better appreciation of the problems and accomplishments of the v.h.f. fraternity in W5, 6, 7 and 8 than we've been able to pick up by remote control since the fall of 1939, when WHDQ appeared in the by-line of the first regular v.h.f. coverage in *QST*.

New U.H.F. Twin Tetrode

A new transmitting tetrode recently announced by RCA will be of particular interest to 220- and 420-Mc. enthusiasts. Numbered the 6524, it is capable of up to 45 watts input at 450 Mc., in c.w. or f.m. service. Up to 100 Mc. it takes 85 watts input. It is thus in between the popular 832A and 829B in power-handling capabilities at 144 and 220 Mc., and it far exceeds either type at 420 Mc. Best of all, the price is somewhat lower than these v.h.f. stand-bys, if we're talking about new-tube prices rather than surplus.

The 6524 is designed for efficient operation at 300 volts, though up to 600 can be used below 100 Mc. In plate-modulated service, 500 volts is the rated maximum, and up to 40 watts output can be obtained under ICAS conditions. For 420-Mc. work a plate supply of 300 volts is recommended for all classes of service.

We've put two of the tubes to work in a 432-Mc. tripler-amplifier soon to be described in *QST* and the *Handbook*. The tripler stage is driven easily with a 2E26 amplifier on 144 Mc., and it, in turn, provides adequate drive for the 432-Mc. amplifier. Running 30 watts input, useful output of about 12 watts is developed on 432 Mc. An interesting feature of our layout is that it operates stably on 432 Mc. without neutralization or screen by-passing. The tripler delivers 7 watts on 432 mc., with an input of about 25.

One word of caution in using the 6524: It uses the same type of socket as the other dual tetrodes, but the base connections are different. You can't slip it into the last two stages of your 522 or ARC-5 and go merrily on. It takes a little rewiring first, but the results appear to be well worth the effort.

QUARTZ CRYSTALS

GUARANTEED!

Low Frequency — FT-241A for SSB, Lattice Filter etc., .093" Pin., .486" SPC, marked in Channel Nos. 0 to 79, 54th Harmonic and 270 to 359, 72nd Harmonic. Listed below by Fundamental Frequencies, fractions omitted.

49¢ each—10 for \$4.00		89¢ each—10 for \$8.00	
376	393	414	436
376	394	415	437
374	395	416	438
375	396	418	441
376	397	419	443
377	398	420	445
379	401	422	448
380	402	423	450
381	403	424	451
383	404	425	453
384	405	426	454
385	406	427	455
386	407	428	456
387	408	429	457
388	409	431	458
390	411	433	459
391	412	434	460
392	413	435	461

99¢ each—10 for only \$8.00

CR-1A	FT-171B — BC-610
5910	7350
6270	7380
6450	7390
6470	7480
6497	7580
6522	7810
6547	7930
6610	

Special—200 KC or 500 KC in FT241A Holder — only \$1.79 each

Add 20¢ postage for every 10 crystals (or less).

SUN
PARTS DISTRIBUTORS, LTD.

520 TENTH ST., N.W., Wash., D. C. Dept. Q

FT-243—.093" Pin Dia.—.486" Pin SPC for Ham and General Use.

49¢ each—10 for \$4.00

4035	5437	5950	6800	7610	7900
4060	5485	5973	6806	7625	7906
4165	5500	6240	6825	7640	7925
4190	5660	6250	6850	7641	7940
4200	5675	6273	6875	7650	7950
4300	5700	6275	6900	7673	7973
4330	5706	6300	6925	7675	7975
4397	5725	6325	6950	7700	8206
4490	5040	6350	6975	7706	8225
4495	5750	6373	7450	7720	8260
4535	5773	6375	7473	7725	8273
4735	5780	6400	7475	7740	8275
4840	5806	6406	7500	7750	8300
4930	5840	6425	7506	7773	8325
4950	5852	6673	7525	7775	8630
4980	5873	6675	7540	7800	8633
5030	5875	6700	7550	7825	8690
5205	5880	6706	7573	7840	
5300	5906	6725	7575	7850	
5385	5925	6750	7600	7873	
5379	5940	6775	7606	7875	

99¢ each—10 for \$8.00

1015	6100	6600	7200	8075	8500
2125	6125	6606	7250	8100	8525
3500	6140	6625	7300	8125	8550
3640	6150	6640	7306	8140	8575
3680	6175	6650	7325	8150	8600
3735	6200	7000	7340	8173	8625
3760	6400	7025	7350	8175	8650
3800	6450	7050	7375	8200	8700
3885	6473	7073	7400	8340	8733
3940	6475	7075	7425	8350	
3990	6500	7100	7440	8380	
6060	6506	7125	8000	8400	
6025	6550	7140	8025	8425	
6025	6573	7150	8050	8450	
6075	6575	7175	8073	8475	

SPECIAL—200 KC without Holder 59¢ each — 3 for \$1.50

BC-746 TUNING UNITS

Channels 10 and 12
Foundation coils and condenser for 80 meter VFO or ex-98¢
citer—Less stals.—
See Ad in
W3PQ in Mar. '54 CQ

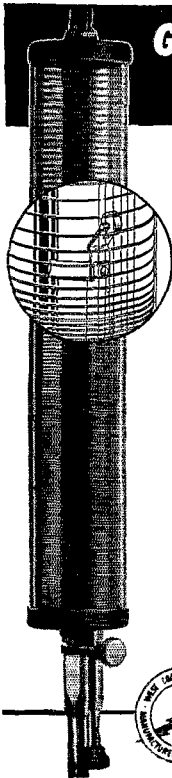


ARRL Director W8SPF causes us to wonder if 14-year-old W8IRO may not be the youngest holder of an Extra Class ham ticket.

FEED-BACK

In the Hint & Kink on low-voltage regulation, page 42, August 1954 *QST*, voltages E_1 and E_2 should have been defined as the rated voltage drops across voltage regulator tubes VR_1 and VR_2 , respectively, rather than across R_1 and R_2 .

GO MOBILE WITH MASTER MOBILE'S 2 GREAT, NEW ANTENNA COILS!



NEW! . . . SILVER-PLATED ROLLER WITH POSITIVE ACTION, STAY-PUT CONTACT

No. "666" MASTER

ALL-BANDER

For 10-11-15-20-40-75 Meters

A great advancement in antenna coils . . . fully enclosed, the non-linear, "variable-spaced" adjustable silver-plated roller with built-in Hy "Q." Maintains a fairly constant "Q" over the lower ham bands. Operates with a minimum of losses . . . meaning more QSO's. Positive action, silver-plated roller assures steady signal that will stay put. Simple one-shot tuning for any band. "Get 6 Bands on 1 Coil."

Net **\$14⁹⁵**

No. "333" MASTER


MIGHTY-MIDGET

For 40-20-15-11-10 Meters

Another first and finest with Master Mobile, the new Hy "Q" non-linear "variable spaced" Mighty-Midget . . . engineered to provide the highest "Q" consistent with good mechanical design. Compact, extremely rugged, yet lightweight, its operation assures precision tuning with the new adjustable silver-plated roller that stays put! Perfect for 40-20-15-11-10 meters. "Get 5 Bands on 1 Coil."

Net **\$9⁹⁵**

AT LEADING RADIO JOBBERS EVERYWHERE



Master Mobile Mounts, Inc.

1306 BOND STREET · LOS ANGELES 36, CALIFORNIA


RADIO and TELEVISION

Over 30 years N.E. Radio Training Center. Train for all types FCC operators' licenses. Also Radio and Television servicing, FM-AM broadcasting transmitters at school. Send for Catalog Q.

MASS. RADIO SCHOOL

271 Huntington Avenue Boston 15, Massachusetts
Lic. by Comm. Mass. Dept. Educ.

NOW IN STOCK



for IMMEDIATE DELIVERY

A rugged, compact transmitter, the Viking Ranger may also be used as a flexible exciter without modification. Self-contained, 75 watts CW or 65 watts phone input. Crystal control or extremely stable built-in VFO — 100% AM modulation — high gain audio. Pi-network antenna load matching from 50 to 500 ohms — complete TVI shielding and filtering. Covers all amateur bands from 10 to 160 meters — completely bandswitching.

For further information, and purchases, write to:
SELECTRONIC SUPPLIES, INC.

1320 Madison Avenue, Toledo 2, Ohio, c/o Dept. D



ENGINEERS

Have you developed a
"Success Perspective?"


If a year or two of practical experience has given you the youthful maturity that demands more than just a job, you may be interested in our "career opportunities" in color TV, crystal products and electronic tubes.

Submit resume or address request for personal interview to D. Bellat, Personnel Director.

TUNG-SOL ELECTRIC INC.

200 Bloomfield Avenue
Bloomfield, N. J.

PALCO Mobile Power Supplies




MODEL 606-6V Kit \$29.50
MODEL 612-12V Kit \$33.50
(fob factory)

- ★ 500 VDC 225 Ma.
- ★ No battery drain on standby
- ★ Instant start, stop — no waiting
- ★ Communications type Vibrator
- ★ Small and rugged. Ship. Wt. 14 lbs.
- ★ Size 6 x 7 x 6 1/4. Mtg plate 6 x 9

— NEW —

- ★ Complete power supply
- ★ 6 Volt input
- ★ Output power selector Sw. Pos #1 500 V 225 Ma. Pos #2 400 V 170 Ma.
- ★ Built in relay for remote control
- ★ On-off sw for local control
- ★ 700 Volt filter condensers
- ★ Extra heavy duty Vibrator



Model 6A
\$49.50 (fob factory)

Order from
(Our new Location)

PALCO ENGINEERING, INC.
CARMEL, INDIANA

QRU? QTC

Whether you are a dyed-in-the-wool traffic man or just an occasional trafficker, your sense of good public relations tells you that ARRL Radiogram forms are a must in your station. Attractively printed on a new high grade paper, message blanks add that final touch to this important public service that swings into high gear during the early weeks of this fall season.

OFFICIAL RADIOGRAM FORM

Pad (70 blanks) 35¢
Message Delivery Cards
each 2¢ plain, 4¢ stamped

The American Radio Relay League
West Hartford 7, Connecticut

DX Contest Results

(Continued from page 66)

W3GHD60- 4- 5-B-1 W3CUB (W3s CUB DHM) 74,340-105-236-C-48	GREAT LAKES DIVISION <i>Kentucky</i> W4KZF.7260- 44- 55-B-18
W3IMV (W3s BIP IMV) 50,235- 85-107-B-69	<i>Michigan</i> W8DUS.3720- 31- 40-C-15 W8NGO (W3s CLR DAW MNZ NGO) 67,098-106-211-C- -
W3JNQ (W3s ALB JNQ) 35,550- 79-150-C-33	<i>Ohio</i> W8NXF.77,188-112-230-B-63 W8VDJ.46,920- 92-170-C-32 W8LKH.41,310- 90-157-C-20 W8YHO.21,045- 61-115-B-39 W8BTI.17,658- 54-109-B-20 W8ACE.17,280- 60- 96-C-15 W8ZOK.10,710- 46- 80-B-35 W8PUD.9,576- 42- 78-C-33 W8QAD.8,580- 44- 65-B-16 W8AJW.6,408- 36- 80-A- - W8FEN.3,456- 32- 36-C-21 W8SMC.1,512- 18- 28-B- 7 W8PNJ.1,224- 17- 24-A-20 W8PMP.480- 10- 16-B- - W8DMD.147- 7- 7-B- - W8SRE.36- 3- 4-B- - W8PEM.12- 2- 2-A- -
W3KKT (W3s KT OVV) 26,289- 69-127-C-51	
W3CGS (W3s CGS GHD) 18,126- 63-114-C-35	
W3IGW (W3s IGW KFG) 5733- 39- 49-B-24	

<i>Mid.-Del.-D. C.</i> W3GRF.17,490- 53-110-C-15 W3JTC.16,854- 63-108-C-35 W3DRD.11,448- 53- 72-B-34 W3ZQ.9,417- 43- 73-C-30 W3EIS.3,000- 10- 10-B- 5 W3BVG.144- 6- 8-B-13 W3CDG.34- 4- 7-B- 4	<i>Southern New Jersey</i> K2EDL.1224- 17- 24-A- 2 W2LS.50,200- 85-107-B-69 W2SAI (W2SAI K2CPB) 126,720-132-320-C-53
<i>Western New York</i> W2MA.1020- 17- 20-C-12 W2UTH.432- 12- 12-B- 6 W2QZL.147- 7- 7-C- 5 W2TXB.3- 1- 1-C- -	HUDSON DIVISION <i>Eastern New York</i> W2MHE.702- 13- 18-B- - K2DQH (W20KI K2DQH) 90- 5- 6-B-10
<i>Western Pennsylvania</i> W3VKD.112,176-114-328-C-90	<i>N.Y.C.-L.I.</i> W2WZ.135,399-121-373-C-76 W2BRV.15,696- 48-109-B-65 W2GSN.108- 6- 6-B- 1

<i>Illinois</i> W9GRV.22,035- 65-113-C-45 W9ABA.18,360- 60-102-C-32 W9WBU.231- 21- 27-B- - W9PNE.1088- 17- 22-A- 9 W9DQV.60- 4- 5-A- 8 W9AVJ (W9s GVZ NZM PKW) 96,291-117-275-C-96	CENTRAL DIVISION <i>Northern New Jersey</i> W2GLF.15,066- 54- 93-C-15 W2GNL.3378- 25- 45-C- 7 W2YTH.2268- 18- 42-B-18 W2YOG.1152- 16- 24-B-15 W2EQS.18- 2- 3-B- 1 W2HEG.3- 1- 1-B- - W2SKE/2 (W2s HJR SKE) 264,775-175-513-C-06
--	---

<i>Indiana</i> W9JIP.85,215-115-247-C-75 W9VUL.75,537-109-231-C-54 W9UKG.10,416- 42- 84-B-56 W9PYM.105- 6- 7-B- -	MIDWEST DIVISION <i>Kansas</i> W9VBQ.11,925- 53- 75-C-36 W9QFB.3700- 25- 50-B-24 W9TUB.2142- 21- 34-B- 2 W9BCI.48- 4- 4-A- 2
<i>Wisconsin</i> W9EWC.61,186-119-172-C-65 W9GIL.231- 21- 27-B- - W9MGT.1035- 15- 23-B-27 W9EID.675- 15- 15-B- 5 W9BPR.546- 13- 14-B- 5 W9VBZ.324- 9- 12-A- 6 W9GWK.243- 9- 9-A- 8 W9WAN.189- 7- 9-B- - W9VOD.120- 5- 8-A- 3 W9RKP.105- 5- 7-B-10 W9FDX.75- 5- 5-B- -	<i>Missouri</i> W9HK.4216- 34- 42-C-10 W9CEK.3224- 26- 42-B-18 W9ANP.2420- 20- 37-C-22 W9NZY.578- 12- 16-B- 5 W9OAW.462- 11- 14-C-35 W9FLN.3- 1- 1-B- -

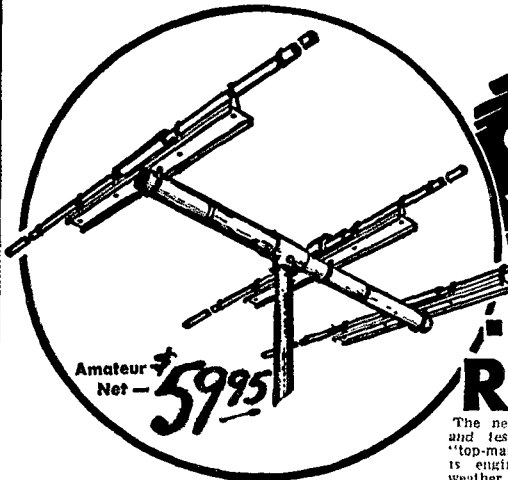
<i>North Dakota</i> W9EOZ.495- 11- 15-B- 5	DAKOTA DIVISION <i>South Dakota</i> W9PRZ.23,805- 69-115-C-30 W9GDE.6435- 39- 55-C-20 W9LBS.351- 9- 13-B- 4
<i>Minnesota</i> W9VIP.972- 18- 18-B- -	<i>Nebraska</i> W9BBS.11,088- 48- 77-C- - W9GKL.9522- 46- 69-C-26

<i>Louisiana</i> W5JUP.19,251- 69- 93-B-23 W5KC.7296- 38- 64-A- 8 W5TTB.644- 14- 16-B- -	NEW ENGLAND DIVISION <i>Connecticut</i> W1ATE.299,145-185-539-C-94 W1ADW.565- 36- 52-B-16 W1MRP.9220- 20- 37-C-17 W1AW.378- 9- 14-C- - W1HOL.240- 8- 10-C- - W1FTX.108- 4- 9-B- 3 W1ZDP.108- 6- 6-B- 2 W1TBS.12- 2- 2-A- 4
<i>Mississippi</i> W5YBF.132- 6- 8-A-10 K5PBB (W5s AZL MTC W6KIQ) 21,638- 62-117-B-44	<i>Maine</i> W1DLC.21,065- 55-129-C-70

<i>Tennessee</i> W4DQH.105,480-120-295-C-83 W4NBV.49,728- 84-198-C-72 W4PKA.6250- 35- 50-B-17	<i>Eastern Massachusetts</i> W1JEL.55,860- 95-196-C-52 W1PST.14,100- 50- 94-C-40 W1MKW.1462- 17- 29-A-14 W1ZCT.792- 11- 24-C- 6
	<i>Western Massachusetts</i> W1ZD.34,861- 71-164-C-33
	<i>New Hampshire</i> W1FZ.13,776- 41-112-B- -

(Continued on page 140)

The New -- 20 METER



Amateur
Net — \$59.95

SHORT BEAM

PRE-TUNED!*

... 3 ELEMENT ROTARY BEAM

The new RADIO SPECIALTY 20 meter short beam is precision tuned and tested—assuring premium performance and dependability. You get "top-man-on-the-frequency" results even in a limited area installation. It is engineered to provide you with a truly practical, light weight, all weather structure with all these superior specifications:—

- Element lengths, 16 feet (approximate).
- Boom—16 feet.
- Approx. weight 20 lbs.
- Turns with a T.V. Rotator.
- Front to back ratio better than 20 DB.
- Designed for 52 ohm coax.
- Director spacing .1 wavelength.
- Reflector spacing .15 wavelength.
- Pre-tuned for 20 meter phone band.
- 61ST aluminum used for elements, boom, crossarms and mast.
- One man installation.

A Product Of

RADIO SPECIALTIES

IMMEDIATE DELIVERY!

RADIO DISTRIBUTING COMPANY


Fort Orange

904 BROADWAY, ALBANY, N. Y.
TELEPHONE ALBANY 5-1594

Evans RADIO

Service to hams • "YOUR FRIENDLY SUPPLIER"
by hams. Nationally accepted brands of parts, tubes and equipment. Trade-ins and time payments. Write W1BFT.
10 HILLS AVENUE • CONCORD, N. H.

Now! Enjoy Easier Keying



EASY-WORKING
VIBROPLEX
SEMI-AUTOMATIC
KEY

The only BUG with
JEWEL movement

ORDER
YOURS
TODAY!

Twice as easy as hand sending

There has never been a bug that responded to the hand so naturally, smoothly and with so little effort as the easy-working Vibroplex semi-automatic key. It does all the arm-tiring work for you — automatically. Simply press lever — Vibroplex does the rest. Gives you freedom from nervous and muscular tension while sending. Takes years of hard wear and rough usage. Used and recommended by thousands of the finest operators on land, sea and in the air. Place your order today. Choice of five models. Prices \$12.95 to \$29.95. Left-hand models, one dollar more. At dealers or direct.


Headquarters for NEW portables, all models and styles of type. Also, REBUILT standard and portable typewriters with ALL CAPITAL letters and other styles of type. Immediate delivery. Get our prices before you buy!



THE VIBROPLEX CO., Inc. 833 Broadway, New York 3, N. Y.

MEASURE VSWR and RF POWER

0.5 - 225 MCS 0-1 KW



The MicroMatch 260 series was designed for sensitivity, compactness and accuracy. When measuring either incident or reflected power there is no need to remove the coupler or reverse its connections.

- Model 261 Coupler with 83-1R Connectors. (Complete instructions for building the Model 262 Indicator are included)\$22.50
- Model 262 Indicator (only) \$14.50



M. C. JONES ELECTRONICS CO., INC.
BRISTOL, CONNECTICUT

ROTARY BEAM KITS

3 ELE 20 METER 24' 2" SQ. BOOM, Tilting beam mount, 1 1/2" ele., 1 1/4" telescoping ends.
@ \$100.75

Same as above with 1 1/4" ele. with 1" ends @ \$89.95

3 ELE 15 METER 18' 2" SQ. BOOM, Tilting beam mount, 1 1/4" ele.
@ \$74.95

3 ELE 15 METER 12' 1 1/4" ROUND BOOM, Fixed beam mount, 3/4" ele.
@ \$30.95

3 ELE 10 METER 12' 1 1/4" ROUND BOOM, Fixed beam mount, 3/4" ele.
@ \$28.50

All above kits furnished with either "T" or Gamma match. Write for complete listing.

3SH14 Perforated Aluminum Sheet Cut to Your Dimensions

.032—1/8" Holes—Spaced 3/8" @ \$.85 sq. ft.
.051—1/2" Holes—Spaced 3/4" @ \$1.20 sq. ft.

Most sizes of aluminum tubing, plain sheet, angle, channel, rod, screws, nuts and bolts.

RADCLIFF'S

1720 N. Countyline

Box 547, Fostoria, Ohio

RADIO-TV THEORY REVIEW SERIES



R-C & R-L TIME CONSTANT

edited by A. Schure, Ph.D., Ed.D. This is the first in a new series of books to help the student or technician brush-up on difficult subjects. Supplements courses on technical institute level, 48 (5 1/2 x 8 1/2") pp. Paper cover. \$.90 In Canada, approximately 10% higher

Write for complete 32 page RIDER catalog

HOW—WHERE— AND WITH WHAT



HOW TO USE METERS

by John F. Rider
Complete—practical "how-to" information on VOMs, VTVMs and other meters applied to radios, television receivers, amplifiers and even transmitters.

Over 140 (5 1/2 x 8 1/2") pp., illus. Paper cover \$2.40

In Canada, all prices approximately 10% higher

Buy these books now from your jobber... bookstore... if not available from these sources, write to:

JOHN F. RIDER PUBLISHER, 480 Canal St., INC. New York 13, N. Y.

Rhode Island
W18GA.....561- 11- 17-C- 6

Vermont
W18PK.....105- 5- 7-B- 3

NORTHWESTERN DIVISION

Idaho
W7UDG.....210- 7- 10-A-11

Montana
W7NPV.....45- 3- 5-A- 8

Oregon
W7MRX.....8424- 39- 72-C- -
W7DAA.....1581- 17- 31-C-13
W7AEX.....297- 9- 11-B- 5

Washington
W7HAD.....4026- 22- 61-C-22
W7PQE.....2346- 17- 46-C-10
W7ICD/7.....60- 3- 7-B- 4

PACIFIC DIVISION

Nevada
W7TZL.....1274- 14- 31-B- -
W7JOO.....324- 9- 12-C- 4

Santa Clara Valley
W6BAX.....13,392- 48- 93-C-23
W6WLL.....858- 13- 22-C- -

East Bay
W6PWR.....64,326- 71-302-C-75
W6LDD.....13,254- 47- 94-C-56
W6KEK.....378- 7- 18-B- -
W6EJA.....240- 5- 16-B- 2

San Francisco
W6ATO.....3588- 23- 52-C-12

Sacramento Valley
W6GVM.....6264- 29- 72-C- -
W6HIR.....486- 9- 18-A- 9

San Joaquin Valley
W6MEL.....22,680- 45-168-C-10
W6HYK.....273- 7- 13-A- 7

ROANOKE DIVISION

North Carolina
W4NHF.....26,970- 62-145-B-48
W4YB.....14,700- 50- 98-B- -
W4GXB.....11,316- 41- 92-C-13
W5IRP/4.....4998- 34- 49-B-27
W4HUW.....3024- 28- 36-C- 6

Virginia
W4KWY.....153,990-145-354-C- -
W4OAL.....62,208- 96-216-C-36
W4OCW.....1765- 21- 28-A-11
W4HQN (W48 BQX N17)
122,400-120-340-C-75

West Virginia
W8PQQ.....4386- 34- 43-C-10

ROCKY MOUNTAIN DIVISION

Colorado
W6SRE.....8547- 37- 77-C-52
W0IXF.....1170- 15- 26-B-18

Utah
W7QDJ.....630- 10- 21-A-44

SOUTHEASTERN DIVISION

Alabama
W4HA.....12,972- 47- 92-C-26

Eastern Florida
W4FEO.....3654- 29- 42-B-22

Western Florida
W4NN.....7722- 39- 66-B-27
W4WKQ.....1311- 19- 23-B-25

Georgia
W4SOV.....12,912- 48- 90-13-B-26
W4PGZ.....8256- 43- 84-A-20

SOUTHWESTERN DIVISION

Los Angeles
W6VY.....194,830-114-365-C-73
W6BJU.....23,850- 53-150-C- -
W6BUD.....20,988- 53-132-C-50
W6SRF.....18,312- 56-110-C- -
W6SYG.....1188- 18- 22-C- 5
W6NZW.....384- 8- 16-C- 1
W6NWL.....360- 6- 22-B- 4
W6SWE.....210- 5- 14-B- 4
W6NJA.....144- 4- 12-A- 5
W6YRA (W6S BFD BIN CCP
FMN HQN RBW)
107,415- 93-385-C-90

Arizona
W7PZ.....510- 10- 16-B-10

San Diego
W6CHV.....13,500- 45-100-B-30
W6CTP.....12,900- 50- 86-C-18

Santa Barbara
W6RHZ.....1540- 14- 38-B-48

WEST GULF DIVISION

Northern Texas
W5SFW.....14,749- 49-103-B-32
W5QF.....3402- 27- 42-B-16
W5ZWR/5.....45- 3- 5-A- 8

Oklahoma
W5ALB.....11,552- 38-102-B-27
W5VJB (W5VJB W7PLI)
429- 11- 17-B- 7

Southern Texas
W5KBP.....31,302- 74-141-C-57
W5UBN.....7524- 38- 66-A-30
W5VLE.....3696- 28- 44-B-12
W5KBU.....2508- 22- 38-A-16

CANADIAN DIVISION

Maritime
VE1ZZ.....8424- 39- 72-B-37
VE0BU.....1340- 15- 32-B-15
VE1CU.....1314- 18- 25-B-11
VE1PQ.....1200- 16- 25-B-10
VE1HG.....300- 10- 10-B- -
VE1EK.....216- 6- 12-A- 7

Quebec
VE2WV.....21,762- 62-117-C-29
VE2AHE.....17,888- 43-142-B- -
VE2APC.....3,375- 27- 43-B-28
VE2UN.....192- 8- 8-B- 6

Ontario
VE3BDB.....6156- 36- 57-B-24

Manitoba
VE4RO.....43,945- 85-173-C-50

Saskatchewan
VE5GF.....5797- 31- 63-B-25

Alberta
VE6RP.....4320- 32- 47-B-22
VE6PY.....330- 10- 11-B- 6

British Columbia
VE7ZM.....7392- 32- 77-B-26
VE7YR.....945- 15- 21-A-20
VE7QC.....168- 7- 8-B- 4

AFRICA

Angola
CR6BX.....12,098- 23-177-A- -
CR6AI.....6502- 14-132-B- -

Belgian Congo
CQ6DZ.....5040- 16-105-A- 6

Canary Islands
EA8AX.....282- 6- 16-A- -

Madeira Islands
CT3AN.....4810- 13-126-A-21



Southern Rhodesia
ZE3JJ.....456- 8- 19-A- 5

Spanish Guinea
EA0AB.....10- 2- 2-A- -

(Continued on page 14E)

TIRED?

Of getting out of the car to tune that loading coil when shifting frequency?



The MLV-50

• • motor driven variable inductor, is the answer for push-button ease of operation from the DRIVER'S SEAT.

No more need to hover around a section of a particular band with your VFO or crystals because the antenna is peaked at one frequency. Now you can work the ENTIRE band and have your antenna peaked on frequency by using a MORROW MLV-50. The unit is a motor driven variable inductor used to tune a mobile whip to operating frequency by remote control from the driver's seat. The MLV-50 is normally installed in the trunk next to the antenna base, and will tune an entire given band with the use of a normal loading coil. For use on 75, 40, 20, 15, and 10 meters. Supplied with a 15 foot cable, and 3 position lever switch with bracket for dash mounting. Available in 6 and 12 volt models. Complete with instructions.

Amateur Net

\$24.95

BE MORE THAN SURE!
BUY A MORROW

MORROW
RADIO MANUFACTURING CO.
SALEM, OREGON

WRITE FOR BROCHURE!
SEE YOUR DEALER FOR
A DEMONSTRATION

AN/APR-4 COMPONENTS WANTED

In any condition. NEW HIGH PRICES. Also top prices for: ARC-1, ARC-3, APR-1, APR-5A, etc.; TS-34 and other "TS-" and standard Lab Test equipment, especially for the MICROWAVE REGION; ART-13, BC-348, BC-221, LAE, LAF, LAG, and other quality Surplus equipment; also quantity Spares, tubes, plugs and cable.

ENGINEERING ASSOCIATES

434 Patterson Road

Dayton 9, Ohio

RADIO COURSES

- FCC LICENSE PREPARATION
 - COMMERCIAL • CODE BRUSH-UP
 - AMATEUR • THEORY
 - TELEVISION AND RADIO SERVICING
- Personal Counseling Approved for Veterans

YMCA TRADE & TECHNICAL SCHOOL of N. Y.
15 West 63 St. New York, N. Y. EN 2-8117
Catalog T. Q. \$2nd Year

NEW
Wonder Wire Worker
WIRE CUTTER • WIRE STRIPPER • WIRE CRIMPER • SOLDERING TWEezer

\$1.50 POSTPAID

SAVES — time and money
COMPACT — handles easily, fits any small area
STRIPS — #16-22 wire CUTS — up to #22
HARDENED TOOL STEEL — polished nickel plate
VERSATILE • EFFICIENT • INEXPENSIVE

LINDLY & COMPANY, INC.
248 HERRICKS RD., MINEOLA, N. Y.

EVERY MONTH . . .

More and More

hams are buying their gear from W2FEU at Adirondack Radio Supply.

There must be a reason.

ADIRONDACK RADIO SUPPLY

185 Main St.

Amsterdam, N. Y.

Ward J. Hinkle, W2FEU, Owner

Remember also—Our telephone number is 73

Our P. O. Box number is 88

STEEL ANTENNA TOWERS

*need no
GUY WIRES*

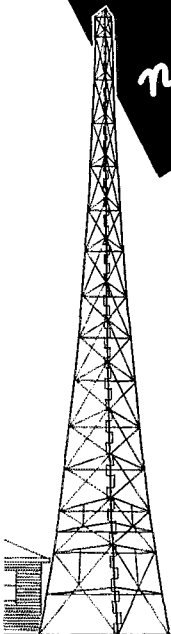
Improve radio and TV reception.
Easy to erect . . . self-supporting 3 post towers . . . last a lifetime. Built of galvanized steel sections—no guy wires necessary—safe and resistant to high wind.

Available in heights of 33, 47, 60, 73, 87, and 100 feet.

TERRITORIES OPEN FOR JOBBER-DEALER FRANCHISE

Write for dimensions, structural details, prices, discounts, and territorial assignments.

Manufactured by
AERMOTOR CO.
Dept. 6210, 2500 Roosevelt Road
Chicago 8, Illinois
BUILDERS OF STEEL TOWERS
SINCE 1888



**When you
BUILD • ASSEMBLE
• REPAIR**

• 1370 pages
• 8" x 11" — 5 lbs.
• Over 8,000 illus.

GET INTO THE MASTER HABIT!
As Low As \$1.95 at your parts distributor.
Publisher's price \$6.50.

When you build, assemble, design or repair your gear, your Master should be close at hand. It gives you access to the many thousands of items vital to the successful completion of your job. Descriptions, illustrations, specifications and prices . . . they're all in the Master's 18 big sections, systematically organized for instant reference. The Master is the only Official Buying Guide for the TV-Radio-Electronics industry . . . make product comparisons rapidly and surely. The Master gives you all the needed facts in a single volume.

Just a few of the more than 85,000 items included:

Tubes
Test Equip.
Transformers
Capacitors
Resistors
Coils & Relays
Antennas

Recording & PA Systems
Hardware
Transmitters
Receivers
Wire & Cable
Tools

GET INTO THE MASTER HABIT!



Eliminates Incomplete Small Catalogs and Loose Literature

Get your MASTER now from leading parts distributors or write to:

United Catalog Publishers, Inc., 110 Lafayette St., N. Y. 13

Spanish Morocco
EA9AR.....945- 7- 45-A- 4 SM2VP.....1620- 12- 45-B- 12
SM5FA.....666- 6- 37-B- --

Union of South Africa
ZS6DW.....31,980- 41-260-A- --
ZS1JD.....4225- 13-109-A- 7

NORTH AMERICA

Alaska
KL7AON... 70,431- 51-464-B-32
KL7AWB (KL7A AOW AWB)
6000- 20-103-C-45

British Honduras

VP1GG.....9062- 23-133-A-13

Canal Zone

KZ5DG.....1431- 9- 54-A- --

Cuba

CO2BM.....16,458- 26-211-A- --
CO2GO.....6817- 17-135-A- 9

Guantanamo Bay

KG4AT.....22,152- 39-193-B-16
KG4AE.....640- 10- 23-C- --

EUROPE

Azores Islands
OS3AC.....16,560- 18-314-B-23

Belgium
ON4OC.....664- 8- 28-A-10
ON4LJ.....306- 6- 17-A- --

Czechoslovakia
OKIMB.....2076- 12- 59-A- --

Denmark
OZ5KP.....1332- 12- 37-A-11

England
G2PU.....17,733- 23-257-B-19

Finland
OH1PN.....12- 2- 2-A- --

France
F7CZ.....6454- 14-155-A- --
F9RM.....780- 10- 26-A- 6
F9KD.....72- 4- 6-A- --

Germany
DL4XO.....7218- 18-136-B-29
DL4WZ.....3052- 14- 76-B- --
DL1KB.....2060- 10- 69-B-27
DL1UX.....2016- 14- 49-B-11
DL9YX.....1188- 9- 44-B-13
DL4ZC.....12- 2- 2-B- --
DL4TA (DL4s FF GB MS TQ VN)
14,516- 19-255-B-96

Austria
ZB2A (G3s DBT GFM JBQ)
7456- 16-159-B- --

Greece
SV0WA.....68- 4- 6-B- --
SV0WE.....39- 3- 5-B- 2

Ireland
EI9A.....9378- 18-177-B-21
EI5L.....7875- 15-175-B- --

Italy
II0QD.....7106- 17-140-A- --

Netherlands
PA0ULA.....1197- 9- 45-B-12
PA0VB.....976- 8- 41-B-15
PA0XD.....497- 7- 24-A- --

Norway
LA6YC.....480- 6- 27-A- 7

Portugal
OT1SQ.....6575- 25- 88-B- --

Scotland
GM3EOJ.....117- 3- 13-B- 5

Spain
EA4DR.....10,440- 20-177-B- --
EA4DL.....6783- 17-133-B- --

Sweden
SM2VP.....1620- 12- 45-B- 12
SM5FA.....666- 6- 37-B- --

Switzerland
SM2VP.....1620- 12- 45-B- 12
SM5FA.....666- 6- 37-B- --

United States of America
K1ZZW.....12,640- 32-134-A- 5
XE1QH.....12,462- 31-138-A-12
XE1TR.....8717- 23-127-B-17

Yugoslavia
OKIMB.....2076- 12- 59-A- --

Yugoslavia
OKIMB.....2076- 12- 59-A- --

Yugoslavia
OKIMB.....2076- 12- 59-A- --

Yugoslavia
OKIMB.....2076- 12- 59-A- --

Yugoslavia
OKIMB.....2076- 12- 59-A- --

Yugoslavia
OKIMB.....2076- 12- 59-A- --

Yugoslavia
OKIMB.....2076- 12- 59-A- --

Yugoslavia
OKIMB.....2076- 12- 59-A- --

Yugoslavia
OKIMB.....2076- 12- 59-A- --

Yugoslavia
OKIMB.....2076- 12- 59-A- --

Yugoslavia
OKIMB.....2076- 12- 59-A- --

Yugoslavia
OKIMB.....2076- 12- 59-A- --

Yugoslavia
OKIMB.....2076- 12- 59-A- --

Yugoslavia
OKIMB.....2076- 12- 59-A- --

Yugoslavia
OKIMB.....2076- 12- 59-A- --

Yugoslavia
OKIMB.....2076- 12- 59-A- --

Yugoslavia
OKIMB.....2076- 12- 59-A- --

Yugoslavia
OKIMB.....2076- 12- 59-A- --

Yugoslavia
OKIMB.....2076- 12- 59-A- --

Yugoslavia
OKIMB.....2076- 12- 59-A- --

Yugoslavia
OKIMB.....2076- 12- 59-A- --

Yugoslavia
OKIMB.....2076- 12- 59-A- --

Yugoslavia
OKIMB.....2076- 12- 59-A- --

Yugoslavia
OKIMB.....2076- 12- 59-A- --

Yugoslavia
OKIMB.....2076- 12- 59-A- --

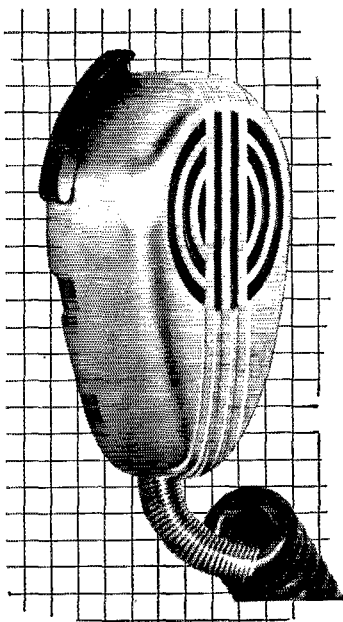
Yugoslavia
OKIMB.....2076- 12- 59-A- --

Yugoslavia
OKIMB.....2076- 12- 59-A- --

Yugoslavia
OKIMB.....2076- 12- 59-A- --

Everything you need
for mobile amateur operations

TURNER 90 MOBILE MICROPHONES



- *Superior voice reproduction*—maximum response with minimum distortion.
- *Convenient operation*—designed to fit your hand comfortably. Furnished with hook for hanging and bracket for wall or dashboard mounting.
- *Long life, lasting beauty*—solidly built and permanently satin-chrome plated for years of satisfactory use.

MODEL SR-90R CARBON—Response: 200 to 4000 cps; Level: —38db; Impedance: 80 ohms. Furnished with DPST push-to-talk switch, normally open. Attached 4-conductor unshielded 11' retracted—5' extended Coiled Kord. List Price \$26.50

MODEL SR-90D DYNAMIC—Response: 200 to 9000 cps; Level: —48 db at high impedance. Impedance: 200 ohms or high impedance. SPST switch normally open. Cable: attached 5' shielded straight cable. List Price \$29.50

MAIL COUPON TODAY for complete specs

The **TURNER COMPANY**

917 17th St., N.E., Cedar Rapids, Iowa

Please send me complete information on your mobile mikes.

Name

Address

City.....State.....



In Canada: Canadian Marconi Co., Toronto, Ont. and Branches

Exports: Ad. Auriema, Inc., 89 Broad St., New York 4, N. Y.



RCA INSTITUTES, INC.

A Service of Radio Corporation of America
350 West 4th St., New York 14, N. Y.

OFFERS COURSES
IN ALL TECHNICAL PHASES OF
RADIO, TELEVISION, ELECTRONICS
Approved for Veterans

Write Dept. ST for Catalog



**FREE 164 PAGE
1955 B-A CATALOG**

Complete guide to Everything in Radio, TV and Electronics for Dealers, Servicemen, Schools, Amateurs, Broadcasters, Public Utilities, Engineers, Experimenters, Factories and Laboratories.

BURSTEIN-APPLEBEE CO., 1012 McGEE ST., KANSAS CITY, MO.

**DX MEN
CHECK YOUR QSLs WITH**

DXERAMA

WHICH, NEXT TO OFFICIAL STATION LOG, WILL BE MOST IMPORTANT DOCUMENT ON YOUR OPERATING DESK!
LOG SIZE - 64 PAGES

FEATURES 32 OPERATING AWARDS OF AMATEUR SOCIETIES IN ALL SIX CONTINENTS WITH COMPLETE LOGGING SPACE FOR EACH.

\$1.35 U.S.A.-POSSESSIONS \$1.60 FOREIGN

Order from your distributor or direct from

DXERAMA

SAM FRAIM

RFD 1, Box 127
Lancaster, Pa.

W3AXT

HERE IS AN EFFECTIVE HIGH PASS FILTER
TO SUPPRESS TELEVISION INTERFERENCE!



The Regency Model HP-45 High Pass Filter is a constant "K" type filter with a cut-off frequency of approximately 45 mc. in a 300 ohm balanced line.

Attenuation at 29 mc. is approximately 20db. At frequencies of 14mc. and below, the attenuation is 40db. or more.

Signals above 55mc. are passed through the filter without loss. Simple to install--full instructions included with each unit.

Regency

MODEL HP-45

REGENCY Division of I.D.E.A., Inc., Indianapolis 26, Ind.

AMATEUR NET, ONLY 99c

MOBILE ANTENNA RELAYS

- R-846**—Allied 75 Watt Coax Relay 6 VDC
Receptacle Takes Std. Coax Fittings . . . **\$6.95**
- R-1896**—Advance 2000 Ceramic 6 VDC
—DPDT. **3.75**
- R-1367**—General Electric Ceramic 10 VDC
—DPDT. **2.50**
- R-277**—General Electric Ceramic 12 VDC
—DPDT. **2.50**
- R-300**—Guardian Micalax 12 VDC DPDT
and SPST (NO). **2.80**
- R-1148**—Clare Midget Telephone Type
6 VDC SPDT, Micalax Insulation for Antenna
Keying and Pair of Normally Open Con-
tacts to B+ Key and Pair of Normally
Closed Contacts for Receiver Disabling. . . **2.75**
- R-1148 M-12**—Same as Above Except for
12 VDC Operation. **2.75**
- 6VDC**—Dynamotor Contactors—12 VDC. . **1.90**

Relay Sales carries one of the world's largest stocks of relays of all types. Each relay is new, individually inspected and unconditionally guaranteed. 24-Hour Delivery.

Write for Catalog H-4

phone **SEeley 8-4146**

4723 W. MADISON ST.

CHICAGO 44, ILLINOIS



CANADIANS! We have large stocks of nationally advertised Ham parts. Write for Free catalog.

THE CRAWFORD RADIO

VE3YR 119-121 JOHN ST., N. VE3JU
"Geo" HAMILTON, ONT. "Bill"



CODE-SENDING-RECEIVING-SPEED

Be a Radio Ham or Commercial Operator. Pass FCC code test in few weeks. Fascinating hobby. Good pay, interesting work in Commercial field. Same system used by radiotelegraph specialists. FREE book explains how Amateurs and Operators learn code and develop amazing skill and speed. Gandler System Co., Dept. 4-L, Box 928, Denver 1, Colo., U.S.A. and 52b, Abingdon Rd., Kensington High St., London W. 8, England

TENNAKITS FOR THE HAM WHO BUILDS HIS OWN BEAM



Complete with all bolts, nuts, castings, insulators, mast-clamp, etc. No cutting—just telescope to length, drill and fasten.

Also Better Built Plytubular Beams for amateur—TV and other service.

See Your Distributor or Write

TENNALAB • Quincy, Illinois

<i>British Guiana</i>	PJ2AI.58S- 7- 28-B- 1
VP3YG.33,090- 30-368-A-30	
VP3HAG.4485- 13-115-A-15	<i>Paraguay</i>
	ZP5CF.2262- 13- 58-A- -
<i>Chile</i>	
CP6AR.2499- 17- 49-A- -	<i>Uruguay</i>
	CX5AF.1290- 10- 43-C- 1
<i>Neth. West Indies</i>	
PJ2AF.41,344- 34-412-B-31	
PJ2AB.5040- 14-121-A-12	<i>Venezuela</i>
PJ2CI.4407- 13-116-A-32	YV5DE.1722- 14- 42-A- 6
PJ2CE.972- 9- 36-A- 6	YV5FK.1590- 10- 53-B- 4

1 W3WPY, opr. 2 Hq. staff — not eligible for award, 3 W1VQG, opr.

SET

(Continued from page 72)

tored for stations calling with traffic, in addition to the National Calling and Emergency Frequencies.

National Calling and Emergency Frequencies are for calling only. When contact has been made, QSY to another frequency to handle traffic. The cooperation of all amateurs has been solicited to keep these frequencies clear for this purpose on the October 9th-10th week end.

In Canada, Red Cross traffic should be forwarded to Canadian National Red Cross headquarters in Toronto, civil defense traffic to Provincial Civil Defense headquarters. Canadian ECs send their SET reports to ARRL, same as all ECs. Designated Canadian National Calling & Emergency Frequencies are 3535, 3765, 7050, 14,060, 14,160 and 28,250. The TEA from WIAW will not be transmitted on these frequencies, however.

Due to the TEA we expect more traffic this year; therefore, all amateurs who can possibly do so are urged to help out on the NCE frequencies in relaying this traffic, in addition to participating in your local test. Regional and Area nets of the National Traffic System will conduct extraordinary sessions on their regular frequencies to assist in expediting this traffic, just as they would in a real emergency.

Fellows, let's make like this is a real emergency and all traffic is urgent. It is the annual face of the Amateur Radio Service to the public and to the nation. Invite the press to your demonstration, then do a good job. You won't be perfect (who is?), but you'll be able to demonstrate that amateur radio is on the alert, ready to do its part when the chips are down. See you October 9th-10th, O.M.s!



25 Years Ago
this month

October 1929

. . . The editorial sums up ARRL's past and continuing efforts toward the enhancement of amateur radio's favorable domestic and international status.

. . . ARRL President Hiram Percy Maxim, WIAW, in "Lifting the Bushel," suggests that we amateurs can more effectively enlist public good will, for mutual benefit.

. . . "A Worth-While Combination," by Dale Pollack, W2AEC, rolls a monitor, frequency meter and receiver into one compatible and portable unit.

. . . Technical Editor James J. Lamb takes us on an informative tour of 50-kw. b.c. station "WTIC" and provides a ham's-eye view of broadcasting techniques.

. . . The Experimenters' Section features several practical detector-amplifier circuits employing the UY-221 and UX-222 screen-grid tubes now becoming popular.


. . . "G5BY," the famed Surrey, England, station owned and operated by H. L. O'Heffernan, is the sixth of a QST series depicting modern amateur installations.

. . . "KHEJ and the 'Untin' Bowler," by Communications Manager F. E. Handy, reports on amateur participation in the famous Chicago-Arctic flight.

. . . Communications Department pages feature operating hints contributed by W1AY and W9DQD, Navy Day Competition notes and a full roster of OBS volunteers.

. . . In a "Doings at Headquarters" column we note that George Grammer, W3AIH, has joined the League staff, assuming Technical Information Service duties.

NOW... Single-Sideband for Everyone!



"Phasemaster-Jr."

Up to 50 watts output.
Fixed or mobile, 6-12v fil.
SSB, AM, PM or CW.
9 mc phasing circuit.
Less power supply
and tubes.

Kit \$74.50

Wired & tested \$92.50


Other Famous Items:

HETRODYNING V. F. O.
TENNA — SWITCH
SPECIAL SSB COMPONENTS

Write for literature



P. O. BOX 163 MANITOWOC, WISCONSIN
MANUFACTURERS OF PRECISION ELECTRONIC EQUIPMENT



New "TENACLIP" (Pat. Pend.)

attaches to car... stops antenna whipping

Clear plastic clip quickly fastens to rain molding... holds right or left antennas. Prevents damage to antenna from low hanging limbs or driving into garage. See your dealer or order direct. No C.O.D.'s please.

PLASTICLES, 4207 GRAND RIVER, DETROIT 8, MICH.

\$1.98

postpaid

URGENTLY NEEDED


BC-221 Frequency Meters. Can use any quantity and any nomenclature provided only that the set is complete with original calibration book.

Phone Ayer 300 Weston Laboratories, Inc.

LITTLETON, MASS.

NEW-IMPROVED Model "B" MOBIL-CEIVER

Now! — 3½ KC selectivity. The new model "B" is a fixed frequency mobile receiver for converters with choice of 3 different IF selectivity curves. Compact and completely self contained with a built-in 6 & 12 volt power supply, noise-limiter, BFO, speaker, RF gain control and T-R switch. It supplies filtered A, B+ and AVC for the converter.



\$97.50


Complete
Inc. Excise Tax
Dealer Inquiries
Invited

S & W Electronics

3418 W. Pico Blvd.

Los Angeles 19, Calif.

THERE'S MONEY IN Commercial Mobile-Radio Maintenance with 2nd Class Ticket and LAMPKIN METERS!



LAMPKIN 105-B MICROMETER FREQUENCY METER. Heterodyne type, uses only one crystal to measure all transmitters 0.1 to 175 mc., crystal-controlled transmitters to 500 mc. Precision CW signal generator for receiver final alignment above 20 mc. Weight 12½ lbs. Width 13". Price \$220.00.

NOW Check frequency and FM swing to 500MC!

MAIL COUPON TODAY!



LAMPKIN 205-A FM MODULATION METER. Tunable 25 to 500 mc. in one band. Direct indication of peak voice deviation, 0-25 kc. positive or negative. Relative field-strength meter. Built-in speaker. Weight 14 lbs. Width 12½". Price \$240.00.

LAMPKIN LABORATORIES, INC.
Mfg. Division, Bradenton, Florida

Please rush me more dope on the 105-B and 205-A.

Name _____

Address _____


City _____ State _____

LAMPKIN LABORATORIES, INC. BRADENTON, FLORIDA

AS SEEN in QST

TVI Tips

July 1954
page 32



High-Pass Filter

INTERFERENCE

QST has led the way in solving the problems of television interference — first, by helping League members clean up their rigs, and second, by providing guidance from the public-relations viewpoint. In the most recent 12 issues there have been

16 articles, containing

36 illustrations, using

45 pages

dealing with both aspects of the situation. More are coming. Don't miss any!!!

JOIN THE LEAGUE — GET QST

QST and ARRL Membership
\$4 in U.S.A.—\$4.25 in Canada
\$5 elsewhere

**THE AMERICAN
RADIO RELAY LEAGUE**
WEST HARTFORD 7, CONNECTICUT

YL News and Views

(Continued from page 65)

Thursday of the month. YLRL Second District Chairman W2JZX hopes W2 girls will thus have an opportunity to become better acquainted. . . . W8HUX, Marvel, received certificate No. 2 issued for working Ohio's 88 counties. . . . W4BWD's OM, W4ZWT, gave her "an old tin chassis and a box of junk and said 'start building.'" Helen did just that and as a result is on 80 c.w. regularly with a little rig of which she's justly proud. . . . During a recent event-packed trip to California, W2EEO, Madeline (and OM W2CYK) met a number of the Los Angeles YLRC members and was guest of the San Francisco YLRL. . . . W7SBS, Luryne, reported seeing the following YLs at the Oregon Amateur Radio Association Convention at Klamath Falls: W7s GLK HHH ITZ JFM NJS NTT RAX SBS SBW SBX UFN (convention president), WN7VLI and K6CXZ. . . . W4BLR, Kay, is editing the new YL column "Virginia Belles" in the Virginia Section Bulletin. . . . W2s AMZ KEB NAI and ONC attended the Second Regional 'Phone Net picnic at Albany on July 4th. . . . W2WCL, Kay, is Assistant Director of the Hudson Division. . . . OM W0HAW of Hamlin, Kansas, tells of two active YLs — W0HQH, Carol Ann of Dunbar, Nebr., and W0MPB, Dorothy, of Topeka, Kans. . . . After attending the V.H.F. Hamfest at Turkey Run State Park, Indiana, in July, W4UDQ, "DB" and OM W4HHK spent two weeks visiting other v.h.f. enthusiasts of the East, including W8BFQ, Margaret, OMs W1HDQ and W4AO. . . . OM W6HC, vice-director of the Pacific Division, spoke about traffic handling and the functions of the NTS to the YLs who attended the ARRL Pacific Division Convention at San Jose. W6QMO, Jerri, was in charge of the YLRL meeting.

Hamfest Calendar

(Continued from page 10)

friends you've worked on the air. Tickets purchased in advance, \$2.00; at the door, \$2.50. Contact the Secretary, Viola Grossman, 18 Phipps Ave., East Rockaway, L. I., New York, for reservations.

OKLAHOMA — The Tulsa Amateur Radio Club will hold its Hamfest at Tulsa, Okla., on Sunday, October 10th. There will be no speeches. Face-to-face rag-chews, contests, a special entertainment program for the XYLs, as well as good food, will complete the program. Hams and their families and SWLs and friends of hams are invited. Contact W5KY.

TEXAS — Sunday, October 10th, will be Amateur Radio Day at the Texas State Fair. Registration starts at 8 a.m. with a program at 3 p.m. The picnic pavilion and play area are reserved all day with the activities centering around the pavilion. An attendance of 1000 hams is anticipated.

Of equal importance is the booth in the General Exhibits Building donated gratis by the State Fair for setting up a ham station. Two complete TVI-free transmitters will be operated (during the open hours of the Exhibit Building) for the full run of the Fair, Oct. 9th–24th. Also included in the ham station booth will be two television sets — one a clean set of good design which can operate satisfactorily next to a TVI-free transmitter, the other set to be one that can be cleaned up by the installation of a high-pass filter. A short, clearly-worded but to-the-point pamphlet on TVI will be passed out to the public. Along with the TVI demonstration, messages will be accepted from the public for transmittal to all parts of the country.

MEMBERSHIP CHANGES OF ADDRESS

Four weeks' notice is required to effect change of address. When notifying, please give old as well as new address. Advise promptly so that you will receive every issue of *QST* without interruption.

HAM-ADS

(1) Advertising shall pertain to radio and shall be of nature of interest to radio amateurs or experimenters in their pursuit of the art.

(2) No display of any character will be accepted, nor can any special typographical arrangement, such as all or part capital letters be used which would tend to make one advertisement stand out from the others.

(3) The Ham-Ad rate is 30¢ per word, except as noted in paragraph (6) below.

(4) Remittance in full must accompany copy. No cash or contract discount or agency commission will be allowed.

(5) Closing date for Ham-Ads is the 20th of the second month preceding publication date.

(6) A special rate of 7¢ per word will apply to advertising which, in our judgment, is obviously non-commercial in nature, and is placed and signed by a member of the American Radio Relay League. Thus, advertising of bona fide surplus equipment owned, used and for sale by an individual or apparatus offered for exchange or advertising inquiry for special equipment, if by a member of the American Radio Relay League, take the 7¢ rate. An attempt to deal in apparatus in quantity for profit, even if by an individual, is commercial and all advertising by him takes the 30¢ rate. Provisions of paragraphs (1), (2) and (5), apply to all advertising in this column regardless of which rate may apply.

(7) Because error is more easily avoided, it is requested signature and address be printed plainly. Typewritten copy preferred.

(8) No advertiser may use more than 100 words in any one issue nor more than one ad in one issue.

Having made no investigation of the advertisers in the classified columns, the publishers of QST are unable to vouch for their integrity or for the grade or character of the products or services advertised.

QUARTZ—Direct importers from Brazil of best quality pure quartz suitable for piezo electric crystals. Diamond Drill Carbon Co., 248 Madison Ave., New York City 16.

MOTOROLA used communication equipment bought and sold. W5BCO, Ralph Hicks, 204 E. Fairview, Tulsa, Okla.

SUBSCRIPTIONS, Radio publications. Latest Call Books, \$3.50. Mrs. Earl Mead, Huntley, Montana.

WANTED: Cash or trade, fixed frequency receivers 28-42 Mc. W9VYU, Troy, Ill.

WANTED: All types of aircraft radios, receivers and transmitters. Absolutely top prices. Dames, WZKWA, 308 Hickory St., Arlington, N. J.

DON'T Fail! Check yourself with a time-tested Surecheck Test. Novice, \$1.50; General, \$1.75; Amateur Extra, \$2. Amateur Radio Supply, 1013 Seventh Avenue, Worthington, Minn.

WANTED: Early wireless gear, books, magazines and catalogs before 1925. W6GH, 1010 Monte Drive, Santa Barbara, Calif.

CODE SW? Try new method. Free particulars. Donald H. Rogers, Ivyland, Penna.

POSTCARD brings you free information on our new Amateur Desk Signs and money-saving club purchase plan. Hawkins Distributing Co., Paquattuck Terr., East Moriches, N. Y.

SURPLUS special RG-8/U Cable 100 ft. \$5.95, 250 ft. \$13.25, 500 ft. \$25.00. Coaxial Connectors—PL-239 5 for \$2.25, SO-239 5 for \$2.00. New tubes—807 \$1.65, 811A—\$4.25, 812A—\$3.50, 813—\$10.50, 866A—\$1.48, 304TH—\$8.75, 872A—\$3.95, 240—\$1.85. Postage extra. Request free bulletin and visit our new store for thousands of bargains. Want to buy or swap: Selsyns, Synchros, Servo Motors, Ampidyns, RTA-1B Aircraft Radio. Lectronic Research, 719 Arch St., Philadelphia 6, Pa.

URGENTLY need AN/APR-4 items. New high prices. Littell, Far Hills Branch, Box 26, Dayton 9, Ohio.

RK-4D32, brand new, \$17.50 postpaid. W5AXI.

HOTTEST Ham List in the nation! Trade-ins and closeouts of all leading Amateur brands including Collins, National, Johnson, Hallcrafters, Gonset, Elmac, Morrow, Harvey-Wellis, RME, Millen, Meissner, Sonar. We trade and offer our own time payments tailor-made for you. All leading brands of new equipment in stock. Write for latest bulletin. Stan Burghardt, W0BJV, Burghardt Radio Supply, Inc., Box 41, Watertown, South Dakota.

NEED ARC-II Bill O'Connell, 4908 Hampden Lane, Bethesda, Maryland.

NOMINAL Trade-in will bring you \$90 allowance on new Barker & Williamson transmitters, Hallcrafters HT-20, or any model Concrete tape recorder; \$100 on SX-88, \$60.00 on Viking II, \$40.00 on Viking Ranger, or Elmac AF-67; \$30.00 on Elmac receivers or Pentron tube recorders, 20% on Lansing, Stephens, Fisher, etc. Hi-Fi components. Other terrific bargains! Telcoa, Azurelee Dome, Malibu, Calif. Tel: Globe 6-2611.

WANTED: BC-348 receiver. W. Richards, 4908 Hampden Lane, Bethesda, Md.

NEED: ART-13. R. Ritter, 4908 Hampden Lane, Bethesda, Maryland.

WANTED: BC-348 receivers. Write James S. Spivey, Inc., 4908 Hampden Lane, Washington 14, D. C.

TRANSFORMERS while they last! 550VCT @ 90 mile with 6.3VCT @ 3 1/4 A, cases, \$2.00 each; 700 VCT @ 90 mile with 6.3VCT @ 3 1/4 A, cases, \$2.20 each; 2260VCT @ 1/2 amp. ICS, \$40.00 each. Grand Transformers, Inc., 226 Washington St., Grand Haven, Michigan.

WANTED: Bargains in transmitters, receivers, laboratory and test equipment, husky power supplies. Especially need plate transformers putting out 4000 V or more each side center, filter chokes condensers, miscellaneous gear, etc. What have you? Please state price desired. Old Schonwald, W5ZZ, 718 No. Broadway, Oklahoma City 2, Okla.

QSLs? SWLs? America's Finest — and largest variety of samples, 25¢ (refunded). "Rus" Sackers, W8DED, P.O. Box 218, Holland, Michigan (Fall Callbook, \$3.50).

QSL's-SWL's Meade W0KXL, 1507 Central Avenue, Kansas City, Kans.

QSLs of distinction. Three colors and up. Uncle Fred, Box 86, Lynn, Penna.

DELUXE QSLs. Petty, W2HAZ, Box 27, Trenton, N. J. Samples, 10¢.

QSL-SWLS, Samples, free. Bartinoski, Houlton, Me.

QSLs. Samples free. Albertson, W4HUD, Box 322, High Point, N. C.

QSLSI Two colors, \$2.00 hundred. Samples for stamp. Rosedale Press, Box 164, Asher Station, Little Rock, Ark.

QSLs "Brownie". W3CJI, 3110 Lehigh, Allentown, Penna. Samples 10¢; with catalogue, 25¢.

QSLSI Taprint, Union, Mississippi.

QSLs. Samples, 10¢. C. Fritz, 1213 Briargate, Joliet, Illinois.

QSLs. Beautiful blue, silver and gold on white glossy stock; \$3.85 per 100. Two-day delivery. Satisfaction guaranteed. Rush order and get surprise of your life. The Constantine Press, Bladensburg, Md.

QSLs: Kromeokote, W1KMP/6, Dauphinee, Box 78374, Los Angeles 16, Calif.

QSL-SWL cards, Sensational offer, Bristol stock 500 1 color \$3.95, 2 color \$4.95, 3 color \$5.95, Super gloss \$1.25 extra. Rainbow cards. Samples. QSL Press, Box 71, Passaic, N. J.

QSLs, SWLS. High quality. Reasonable prices. Samples. Write to Bob Teachout, W1FSV, Box Q124, Rutland, Vermont.

QSL samples. Dime, refunded. Roy Gale, W1BD, Waterford, Conn. QSLs the way you want them. Samples 10¢. Vern's Print, 729 Juul, Hutchinson, Minnesota.

QSLs. Postcard brings samples. Fred Leyden, W1NZJ, 454 Proctor Ave., Revvere 51, Mass.

QSLs Personalized, 150, \$2.00. Samples, 10¢. Bob Garra, Lehigh, Penna.

QSLs-SWLS, 100, \$2.85 and up. Samples 10¢. Griffith, W3FSW, 1042 Pine Heights Ave., Baltimore, Md.

QSLSI "America's First Choice!" Interesting samples 10¢. Tooker, Press, Lakehurst, New Jersey.

QSLs. Free samples. Printer, Corwith, Iowa.

QSL-SWLS. Cartoons, rainbows, others. Quality. Reasonable. Samples 10¢ refunded. W2JME, Joe Harms, 225 Maple Ave., No. Plainfield, N. J.

QSLs. Photographic. From your negatives or material kits. Write for sample. QSL Photo Service, Berounsky, W9IRE, 10728 S. Washtenaw Ave., Chicago 43, Ill.

CANADIAN QSLs. Stamp for samples. Beynon, VE3WV, Collingwood, Ont., Canada.

QSLs of quality. Reasonably priced. Samples 10¢. Beseparis, W3QCC, Beseparis Printing, 207 S. Balliet St., Frackville, Pa.

CANADIAN QSLs. Catalog 10¢ (refunded). Hattie, VE1NL, Box 166, Trenton, Nova Scotia.

WANTED: March, May, June 1916 OST. Sell four or more OST's 1930 to date, 25¢ each. W0MCCX, 1022 N. Rockhill Rd., Rock Hill 19, Mo.

URGENTLY NEED AN/APR-4 items, particularly Tuning Units for important defense contract. New high prices. Engineering Associates, 434 Patterson Road, Dayton 9, Ohio.

NEON-GLO plastic desk call signs, two by eight inches—\$2.00 postpaid. Roy Hulvey, W9PLW, 4325 Johnson, Gary, Ind.

YOU are there! Read ham history as it happened. Learn tricks the Old Timers employed to work out so well. Selling 1920 through 1947 OSTs. Postcard brings details. Walter Lindgren, W2AJR, Box 1158, Easthampton, N. Y.

NEW Crystals for all commercial services at economical prices; also regrounding or replacement crystals for broadcast, Link, Motorola, G.E. and of such types. Over 12 years of satisfaction and fast service. Send for L-7 catalog. Edison Electronic Co., Temple, Texas.

SSB FT-241-A guaranteed crystals. Individually precision measured then marked true exact frequency. \$1.00 each, postpaid. Selected set of 8 especially for lattice filter per 8/51 OST, \$8.00. Orco Products, Box 51, Downey, Calif.

VIKING I, in excellent condition, needs new 4D32 tube, otherwise perfect! \$150.00, 90 day old Hammarlund HQ140, used less than 20 hours \$200.00. George Payne, 1314 So. 31st St., W0KHR, Omaha, Nebr.

SELL: Gonset TriBand, MicroMatch, meters and misc. W9CYD, Smach, 6145 West Eddy, Chicago 34, Ill. Tel. PALISADE 5-7367.

BC458 and power supply, \$25.00. Herbst, 39 Lucille, Dumont, N. J.

TELETYPE: Model 26 (see RTTY News, Dec. 1953). Trade machine and HRO-129X both excellent condition, for HRO-60. Machine only for HRO-50. W9SPFN, Matthews, 1210 East Court Avenue, Jeffersonville, Indiana.

COLLINS 310B exciter, de-TV'd. Brand new, latest type VFO, all coils, manual, plus turret! \$225. W4CVO/1, 119 Eustis Avenue, Newport, R. I.

SELL: BC348N, 28v. dc. \$90; BC348R, converted to A.C. new panel, \$75; 658'er, Navy 225 w/dynamotor, new, \$25; BC348G coil assembly, RF #191; Det. #192, new, \$7 each; QSL's, back issues 25¢ each. All plus shipping. M. J. Marshall, 455 Washington Ave., Dumont, N. J.

FOR Sale: Two 810s, brand new, \$7.50 each; BD-77 dynamotor, new, \$10; Kenyon filament transformer for pair 304TLS, 5 vct at 60 amps, 115 v. pri., \$12.50. Wanted: Used, factory built Central Electronics 10-A. State price and condition, Elvin Miller, Broadway at State Albany, Indiana.

TRADE: elec. camera for transmitting gear. Dr. Emil P. Reed, Doctors' Building, 1422 South Tyler, Angelo, Texas.

WILL Swap or Sell: New RBU2 Panadaptor, never used, \$150; Motorola T6920A, 10-meter mobile complete, ready to operate on 28.800 Kc, \$40; GF11 mobile or fixed 40-80 transmitter, \$30.00; TU 18 receivers, \$4.00 coils 50¢; Viking TVT'd and Collins 310C, \$275.00, will sell separate. Power transformers for 2500 v.d.c. 1 amp, \$35.00; 1500 vdc. 1 amp \$25.00; 850 v. 300 mil., \$15.00; 750 v. 250 mil. \$12.00; 30-watt Webster PA, \$30.00; Weston model 765 voltmeter, AC/DC, 150 v. 300 mV, \$30.00. Address replies to Radio, Box 550, Little Rock, Arkansas.

TRANSMITTER, 6146 final, 30 watts c.w., 30-40-20 almost new, V.F. proofed, with diagram and instructions, \$65.00. Hallcrafters SR-15 Novice transmitter, never used, \$60.00. Will buy small lots surplus tubes in cartons. Palmer's, 408 S. LeBaron, Mesa, Ariz.

TELESCOPIC Aluminum tubing: All sizes: $\frac{1}{2}$ " x .058 wall, 12¢ per ft., $\frac{3}{8}$ " x .058 wall, 14¢ per ft.; $\frac{1}{4}$ " x .058 wall, 22¢ per ft. All sizes stocked. Handy Tool, Inc. P.O. 1420, Tilton, N. H.

SELL: Collins 310C2 exciter. Best offer over \$100. Write John McNamara, Anamosa, Iowa.

SELL: S-38C receiver, new condition, \$30.00. WZLNC, Wilkes, 230 E. Dudley Ave., Westfield, N. J.

KW, Final, 4-250A, power supplies, TV1'd, 30 ft. ladder tower, rotor, 3-el. 10-meter beam; Lyco 600, Hallcrafters S-20R, 3 chassis 40-watt hi-fi audio; Shure 556, touch-talk stand, and loads more. Student needs money, everything must go! \$375 cleans the shack. Malcolm Randall, 302 Newton, P.U.C. Angwin, Calif.

SELL: HT-9 coils for 80-40-20-10, extra 814, \$150.00; Lyco 600 TV1, 30 watt VFO, all bands, de-TV1'd, lo-pass filter, like new, \$90.00. F.o.b. Wausau, Goetsch, WRQRM, 929 So. 7th Ave., Wausau, Wisconsin.

HARVEY-WELLS TB550A, exc. condx, \$70; reconditioned #12 teletypewriter, \$50; unused 12GP7, \$8; little used disc-recorder with playback, \$15.00; wanted: KW gas driven generator, Andrew Stavros, W2AKE, 116-32 132 St., South Ozone Park, N. Y.

SELL: HQ129X with speaker, fine condition, \$160. F.o.b. Parkridge, Illinois. W9AYL, 2003 Newton Ave.

TRADE Harvey-Wells Bandmaster Deluxe wired for push to talk and PE-103 Dynamotor for 750 watt 8 mm. projector, W9AIO, Lewis West, 3414 West St. Louis, Wichita, Kansas.

FOR Sale: HRO-60, coils A, B, C, D, E, F, crystal calibrator, less speaker, like-new, \$475.00; b. Baltimore, Md. R. E. Ridenour, 89 Washington, Parkersburg, Baltimore 29, Md.

SELL: Hammarlund Super Pro, SP200X, pwr supp & spkr with VHF 152A, both in perfect condx; \$135.00. Not surplus! J. Calamia, 33-99 12th Ave., Brooklyn, N. Y.

SELL: 75W c.w. xmtr, \$65; 35W c.w. xmtr, \$25; simple modulator 6SN7-6V6, \$12; Larry Rose, W9ALO, Mounds, Ill.

VIKING II and Viking VFO, both factory-wired, 6 mos. old. Includes mike, bug, Balun coils, 33 ft. vertical; \$300. \$5-71 and R-46 speaker, \$175. All inquiries answered. W9COB, 11606 Yale Ave., Chi 28, Ill. Tel. PU5-1225.

SELL: Like-new, VHF 152A, \$50; also like-new TR4-144-48 Mc xmtr; recvr; \$25; both for \$70. W2MLQ, Geo. H. Schmitz, 17 Butler St., Pompton Lakes, N. J.

SC-71, new, \$200; Lettine Model 240 with all band coils, \$50; Turner 10-X mike, \$8. W1RPE, 28 Myra Road, Hamden, Conn.

VTBRAPACK, Mallory VP553, new, \$17; Grid dip oscillator, \$10. Sell or trade for photo enlarger. W6EBY, 759 Garland Dr., Falo Alto, Calif.

MUST Sell: Eldico TR75TV with crystal and 80 meter coils; \$45.00; code practice generator, \$60. W9YVP, W. Jannick, 1811 N. Lowell Ave., Chicago 39, Ill.

CHOKES: Kit of 10 assorted, 1.00 postpaid, 30-50; 144-152; 220-235 Mc, current production, not surplus. Manufacturers write for electrical specs and quantity prices. Lakeland Electronics, Dept. 100, Warsaw, Ind.

FOR Sale: One model K-8 Presto disc recorder, used but in gud condx. Cash \$100. Also 6 volt d.c. battery, pwr supp. for National HRO-60 revr, \$40. Both F.o.b. Boston. W1WGM.

HAMS! Write to me for the best deal in new ham gear. Full factory guarantee. No trades. Pay cash and save. "Older Rex", 258 Park Square Bldg., Boston 10, Mass.

ATTRACTIVE clear plastic covers for those rare QSL cards. 10 for \$1.00 p.p. Sample 15¢. Quantity discounts. Forrest Hochem, W8VOI, Rt. #3, Coshocton, Ohio.

SELL: HRO Jr. G.C. and 20 M. B.S. coils, \$40; RAS coils #1, 2, 3, 6, and coil cabinet, \$5 each. Would trade for Hi-Fi. Sinclair, W4BMC, 91 Karland Dr., N.W., Atlanta, Ga.

THORDARSON choke T20C57 600 Ma., \$15; filament T21F20 5 volts 15 amps, \$4; National TMA 100A 6000 volt variable, \$4; Johnson 50C11 dual, \$6; Eimac 4-250A tube with socket and fan, \$2; Eimac 304T1, \$6. W5DA, J. L. Young, Jr., 4425 Bordeaux, Dallas Texas.

SELL: NC-183 receiver, built-in 100 Kc crystal calibrator, and matching 10 in. speaker, in excellent condition; \$189. F.o.b. Washington, D. C. W9EBO.

TIF-CLASPS: Your call letters handpainted in black on white, gold-edged, \$2.25. Ceramics by Gee, 270 Fairforest Road, Spartanburg, S. C.

SONAR CFC exciter/V.F.O. Best offer, K2AZL.

FEDERATION OF Long Island Radio Clubs Hamfest on Friday, October 15th at 8 P.M. at Lost Battalion Hall, Queens Boulevard, Elmhurst, L. I. Music, dancing, exhibits; Admission in advance \$2.00; at door, \$2.50. Make reservations with W2JZX, 18 Phipps Ave., East Rockaway, L. I., N. Y.

WANTED: Cash paid for BC-610 xmtr's and BC-221 frequency meters. In addition we buy technical manuals. Also TCS sets, R5A/ARN-7, ART-13, DV-17, others. Amber Company, 393 Greenwich St., New York 13, N. Y.

WANTED: Complete amateur station, 100 to 1000 watt; priced right. Preferably something on West Coast. Contact R. R. Cooper, 115 W. Ocean, Lampoc, Calif.

FOR Sale: Collins aircraft transmitter, 813 modulated with pair of 811a. Complete with power supply, all cables and instruction book. \$115. Will trade for Eimac transmitter or receiver. W4VNN/9, Harold E. Roby, 6 Clarence Dr., Belleville, Ill.

FOR Sale: 750 volt @ .75 amp and 300 volt at 1 amp, plus 6.3, 12.6, 25.2 volts filament power, and chassis power supply. Variac controlled, \$39.95; ARB receiver with 6.3 volt tubes and AC supply \$24.50; BC-457 with 80 meter coils, \$6.95; BC-458 converted to 40 meters, \$7.95; BC-455, \$5.00; WRL- 50-watt exciter/transmitter with coils for one band, \$18.95; 70 watt PP 162's in Class B modulator for crystal mike, \$9.75; Bendix TA-120 transmitter 100 watts, \$24.95; PE-101C converted dynamotor, \$3.75. Prices include tubes, postage cost. Above makes integrated station. Henry H. Harris, Jr., W4WPU, P. O. Box 112, Charlottesville, Va.

WANTED: Navy TCS transmitter and receiver with power supply and modulator in good condition. W7RWV, Merrill, Oregon.

SELL: 1 Kw phone and c.w. transmitter, bandswitch 10, 20, 40, 80, pi network final, Jennings 10-200 variable vacuum condenser, Eimac 4-250A parallel, enclosed in copper, blower-cooled, B&W low pass,

Class B 805 modulators, high level clipper and splash suppressor; restricted range speech amplifier, square meters, 32V3 and 75A3 plus 800 cv. filter and xtal calibrator, E-V and D104 microphone, Deluxe Vibroplex, 20 meter 3-el. tuned beam gamma match, Radiart rotor, W8RWZ, C. H. Buchanan, 1737 Fairway dr., Springfield, Ohio.

MICHIGAN HAMS! Amateur supplies, standard brands. Store hours 0800 to 1800 Monday through Saturday. Roy J. Purchase, W8RP, Purchase Radio Supply, 605 Church St., Ann Arbor, Michigan. Tel. No. 8-8696, No. 8-8262.

SELL Globe King 400B, 10, 20 and 160 M. coils, in excellent condx. Best cash offer. Floyd Miller, W0KHT, Mamred, N. Dakota.

WANTED: Mobile set, complete apparatus, sending and receiving. Rev. Michael Finnegan, St. Joseph Church, Chauvin, La.

FOR Sale: Viking I transmitter, complete with VFO and Harvey-Wells TVS 50 transmitter, both like new. No reasonable offer refused. Prefer local sale. Robert L. Spitzer, Gregg Addition, Decatur, Ill.

ONE HRO-50T receiver, A, B, C, & D coils and matching speaker in excellent condition, F.o.b. Hamden, Conn. \$250. Raymond H. Zeck, 1633 Whitney Ave.

SALE: Viking II xmtr, VFO, low pass filter, Advance 7204 relay, 807 6146 tubes \$235. Now on 40 meter phone. Elbert N. Wood, W4OZY, Rte. 3, LaGrange, Ga.

RF Amplifier, pushpull 4-125A, MB405L grid, plug-in plate coils 80 thru 10, 10 1/4" x 1" panel, completely de-TV1'd with tubes VR bias and filament supply, #100; BC645 converted to 420, \$25; BC455 converted double super 85Kc second IF and Motorola power supply, \$15; 813's, \$5.00 each; 807's, 50¢ each; HV69, \$1.00 each; 100T5, \$5.00 each; NC183, like new, \$225.00. W. J. Moulton, W9DSP, Rt. 5, Chippewa Falls, Wisconsin.

LETTINE Model 240 Transmitter, used exclusively on 10 meters. Complete with 10 meter coils and spare 807, \$58 plus shipping charges. Bob Tetrault, W1UXX, 28 Lucas Street, Portland, Maine.

HAVE QST's 1944-48 complete. Also have RME-45 receiver. Best offer for both items. Bill Jaeger, 43 Southwick Dr., Bedford, Ohio.

COLLINS 32V-2, \$425; 32V-1, \$365; 75A-2, NC-88, \$79; 32V-3, \$645. Want: ARN-7, APR-4, ART-13, APN-9, BC-312, etc. Arrow Appliance, 38 Exchange, Lynn, Mass.

WANT: Collins 75A-2 or 75A-3. Cash for the best offer. State the serial number, condition and price prepaid. Leo Liebl, W9NYS, Medford, Wisconsin.

WANT: Universal Hand-Mike carbon microphone or cases only, Model 200, WIBB.

MOBILE! Reflectorized aluminum call signs. Regular 2 1/4" x 5 1/4", \$1.50; Jumbo size, 4" x 12", \$2.00. Overnight service. Whittier, W2LPG, 133 Airside Ave., Long Branch, N. J.

WANTED: HRO60TF. Will take crystal and extra coils if available. Broughton, 3116 S.E. 39th St., Portland, Oregon.

WANTED: S-76 receiver. Evert Williams, WN4HPJ, Box 382, Blowing Rock, N. C.

WANTED: Good used 75A-2 or 75A-3. James H. Norton, W8SX, 4390 Penobscot Bldg., c/o Sta WWJ-TV Transmitter, Detroit 26, Mich.

SELL cheap or trade QST, CQ, Radio News and Electronics back issues. Stamp for list. W9UFB, Madison, 2429 Smith, Ft. Wayne, Ind.

COMMERCIAL design applied to amateur equipment at amateur prices. What's your problem? Write to Arnold K. Beauchemin, W2CTB, Electronic Engineer, Member IRE, ARRL, 11-A Wayne Gardens, Collingswood, N. J.

VIKING II, VFO, low-pass filter, Matchbox, D-104 mike, all \$290 cash. Come and get it or will deliver 500 miles for free. W4VJJ, Bourgeois, Box 305, Havelock, N. C.

TELEVISION closed-circuit camera employing 9 tubes and 5527 iconoscope, complete schematic and construction details for \$2.00. Adaptable to ham TV. Edward M. Noll, Box 94, Harbor, Pa.

DON'T Fail! Check yourself with a time-tested "Surecheck Test". Novice, \$1.00, General \$1.00. We pay postage. Amateur Radio Supply, 1013 Seventh Avenue, Worthington, N. W.

SELL or trade: Antennascope, 813s, 829s, 872s, PE103. Want condenser checker, oscilloscope, W6SYA, Rosellini, 2619 So. Gaylord, Denver, Colo.

BC-3480 for sale. This is a beautiful receiver, in beautiful condx, with AC power supply and speaker. \$65.00. Allen Gordon, W3KCD, 4623 N. Broad St., Phila. 40, Penna.

ATTENTION VE Hams! For Sale, receivers: NC-125, like new, AR88D) in excellent condx; BC312 converted, Dynamotor 19 set and BC458. Reasonable. John Somerville, VE3DJ1, Kearney, Ont., Canada.

HQ-129X revr, in excellent condx and PP 75TL rig, 500 w. c.w. 350 phone in Par-Metal cabinet with Bud LE-301 TV filter, \$350.00. C. C. Reed, Jr., W8ZBK, Allen Junction, W. Va.

HRO-60 Perfect — A-F Coils, Crystal Calibrator, Speaker, \$450.00. J. B. Murray, 1031 Malden Choice, Baltimore 29, Maryland.

FOR Sale: Baker three-legged tower number 22TV, 25 foot ladder, complete instructions, shipment in Southern California preferred. \$25.00 F.o.b., Garden Grove, Calif. R. L. Fossett, 10931 Allen Drive.

HT-18 Hallcrafters VFO exciter bandswitching, 1 knob control; can drive an 813 or 4-125A on 80 thru 10. 60 watt 807V, power supply with meters in matching cabinet, bandswitching. Both units, \$90.00. W2HWH, 152 Garfield Place, Maplewood, N. J.

FOR Sale: Hallcrafters S-40B, perfect condition — bought new Christmas '53. Original carton, manual, \$85.00. R. Wood, 4605 Holmes, Kansas City, Mo.

FOR Sale: SX71 and matching speaker. Good condition, need money for college. First check for \$150.00 takes both. R. B. Minch, 812 Hayden Ave., Akron, Ohio.

FOR Sale — Hallcrafters S38C Receiver, \$32.50, and 20 watt Novice transmitter, \$27.50. Both in excellent condition, John McKendrick, W9PMP, 5021 West 56 Street, Minneapolis, Minnesota.

NATIONAL 183 Receiver with speaker, good condition, \$175.00. Ethel Kleinendort, Newton, Iowa, Route 4.

SELL or trade for used Television receiver unconverted SCR522. W7CBY, 1540 Third Street, Havre, Montana.

SALE: NC-88 Revr, new condition, \$97.50, Lyco 600 Transmitter, excellent, \$89. BC-457A with tubes, \$7.95. W6ODD, Box 776, Camarillo, Calif.

RTTY model 16 machine with table, selective amplifier and Meissner Signal Shifter with FSK, sell as group only and no shipping. W8GWA, 6204 Darramore, Birmingham, Mich.

BC654A Xmitter receiver, New, \$100.00, BC375E less tubes and power supply, New, \$85.00. 4-L & K100 TH's @ \$10.00 ea., 5-250 TH's @ \$20.00, New Mig. W4SPFW, Box 181, Miami Int'l Airport, Miami, Fla.

TRADE Collins 10-B exciter plus \$100 for good 75A-1 receiver, Sell Motorola 150-watt mobile transmitter and dual vibrator supply, \$28.00. Pair #12. Air #22.50. Pair 30. T.L.s with sockets, \$8.50. Gonset G-10-15 fixed station converter, \$35.00. Meissner pre-war signal shifter with 11 coil sets, \$25.00. Dr. M. Schwalbe, W4VP, VA Hospital, Louisville 2, Kentucky.

SELL: Gonset Communicator 2 Deluxe, new, used about one hour, complete all cables, manual and crystal, \$185.00, NC173 with speaker, excellent operating condition, \$120.00. Ed Edwards, 7067 N. Ashland, Chicago 26, Illinois. Holycourt 5-7198.

REBUILDING: Will sell two (2) 67 in. Par-metal Relay Rack Cabinets, \$35.00 each. Workshop Associates Rotator and Indicator, \$30.00. Motorola T-69-20A Transmitter and Power Supply with mike, \$40.00. OX7A 1933 thru 1951, \$50.00. Marine Installation consisting of ARB Receiver with DU-1 Direction Finder, BC223AX Transmitter, PE 125 Power Supply complete, \$175.00. Will not split. ARC 5-696 Transmitter Converted for 75 meter mobile operation, carbon mic input, v6 Class B Modulators, \$45.00. Kodak 35MM Rolina I Camera. F-5 Lens built-in flash with overexposure, \$50.00. F.o.b. Muskegon, Mich. Harry P. Bitzer, W8GXH, c/o American Coil Spr. Co.

FOR Sale: 7 Watt Masco P.A. Amplifier, used 30 hours, \$60.00. 3 Jensen Hypex Horns & Drivers, \$25.00 each, 450 Watt rack and panel C.W. rig, \$75.00; write for information, Hallcrafters 28 looks good, \$60.00. Philco "pocket scope," ideal for modulation checking, \$25.00. New TR 4 beam rotator, \$27.50. Bruce Vaughan, WSHTX, Springdale, Arkansas.

SELL: S-38, \$20.00. Gold-plated Special, \$3.00, 316As, 30 cents each. Box of odds and ends, includes coils and variable capacitors from three TU-10Bs, 12-v. and 24-v. relays, AN connectors, etc. About 40 pounds, \$3.00. Cecil Baumgartner, 611 Pine St., Milton, Pa.

WANTED: SP200, State condition and lowest price in first reply. W2QOS.

NEW: 2 304th. \$8.00 ea.; 2 HK254, \$10.00 ea.; Used: 4 872A, \$2.00 ea.; 3 806, \$7.50 ea.; 2 HK254, \$7.50 ea.; 1 Amertran Plate Transformer, 3000VDC, 2kVA, \$40.00; 2 Smoothing and 1 Swinging chokes, KW size, \$10.00 ea.; 2 2MFD, 5000V cond., \$7.50 ea.; 1 454 and 1 453 command receiver, less tubes, \$5.00 ea.; 1 HROW with 6 coils, \$100.00. W5ATQ, 1322 Eastus Dr., Dallas 8, Texas.

SELL: Heathkit transmitter in good condition but minus 80 meter coil, \$25.00. Also HALLI S38C, \$35.00, or best offer. Roger Strickland, Portland, Conn.

REBUSET detailed listing, complete descriptions: Collins 310B-1 exciter, modulator, \$225.00; Meissner Signal Shifter, plug-in coils, \$2.00; Command type 7-9, 2 MC power, \$2.50; 2 30 MC transmitter, \$17.50; Johnson Matchbox, \$42.50; Mallory CRT-1 Capacitor, resistor checker, \$32.50; NC-125, speaker, \$130.00; CCO-2A, 6146 final, 52-54 MC, \$12.50; Triplett 1696-A modulation, carrier-shift indicator, \$25.00; Pair 3/8, 5/8 Selsyns, plugs, \$6.00; Panel meters, chassis, panels, cabinets, chokes, transformers, tubes, condensers, transmitting variables, ETC. Wanted: Diamond Jazz style recordings; Swap radio parts or will rent your records for tape recording here. Howard Severid, W9PDL, 2431 East Riverside Drive, Indianapolis 23, Telephone Walnut 4-2184.

FOR Sale: 350 watt phone transmitter, complete with VFO. Best condition possible. Make offer. Will trade for Viking II in kit form. W7TNW, Rt. 2, Box 80, Scottsdale, Arizona.

SALE Collins 75-A2, R9'er free with first offer over \$300.00. Used little, only 2 years old, will pay 1/2 shipping. Joe Sample, W4SOX, 4894 St. Johns Av., Jacksonville, Fla.

BARGAINS: With New Guarantee: R-9'er, \$15.00; Gonset Tri-band, \$27.50; VHF-152A, \$39.50; S-72, \$59.50; S-40, \$65.00; NC-57, \$65.00; RME-45, \$99.00; Lyco 600, \$89.00; S-27, \$99.00; SX-42, \$175.00; S-76, \$149.00; SX-77, \$169.00; SX-42, \$169.00; HRO-50, \$275.00; S-76, \$149.00; E-8 Shifter, \$49.00; Colby, Trotter, \$49.50; Harvey Wells, Sr. \$69.00; RME-45, \$89.00; Viking I, \$189.00; New SS-75, \$199.00; HT-9, \$159.00; Globe King, \$295.00; 32V1, \$195.00; 32V2, \$495.00; 32V3, \$625.00. We need used receivers: We give highest allowances for S-20R; SX-71; NC-100; S-40R; NC-125; SX-24; SX-25; HIG 120X; and similar receivers. Free trial. Terms financing. Write W8GJW, 1200 E. 12th St., Des Moines, Iowa. World Radio Laboratories, 3415 West Broadway, Council Bluffs, Iowa.

SELL SX-25, with original instructions, \$75.00 F.o.b. McFadin, W5MGR, McComb, Mississippi.

SALE: 200 watt mobile transmitter, Collins ART13, 813 final, 811 modulators, automatic tuning on 80-40-20-10, includes generator run from fan belt, complete 28v regulated system, dynamotor, batteries, cables, remote control, manual, \$175 plus shipping, W3PXY, 200 Midland Rd., Springfield, Fla.

SELL: 32V2, \$425.00. Box 33, Dyker Heights Station, Brooklyn 28, N. Y.

S-38C for sale, \$32.00 or will trade for Harvey-Wells VFO or tape recorder. Levy, WN4EQC, 3910 LaSalle, Tampa, Fla.

SELL: HT-9 xmitter 20, 40, 80 coils, good condition, \$150.00 or best cash-carry offer. W2PRO SP-9 3057.

REAL bargains: New and reconditioned Collins, National, Hallcrafters, Johnson, Elmac, Gonset, Babcock, Morrow, RME, Miller, Lyco, others. Reconditioned S-38, \$29.00; S-40A, \$69.00; S-76, \$129.00; NC-57, \$69.00; NC-88, \$89.00; NC-125, \$129.00; NC-183, \$199.00; HRO-50T1, \$329.00; HRO-60, \$399.00; HQ-129X, \$169.00; VHF-152A, \$39.00; RME-45, \$99.00; Gonset Tri-band, \$29.00; Super-Ceiver, \$89.00; S-40B, SX-71, SX-28A, SX-42, SX-62, HFS, HRO-5, HRS, Collins 75A-2, 75A-2, 32V2 32V3, Viking II, Harvey Wells Bandwidth Transmitter, others. Shipped on trial. Easy terms. Satisfaction guaranteed. List free. Henry Radio, Butler, Missouri.

SELL Elco 360K wabep generator with JK 4.5 mc Crystal, used few hours, \$30.00. Jim Tabor, Welch, Minn.

WANT QST's 1930 and prior - complete years - must be reasonable. Cliff Storch, W2DUO, 5 Winfield Terrace, Great Neck, New York.

MOBILESI Midget Volt-Ohm-Milliameters for your glove compartment, Ranges: Volts AC and DC: 0-15-150-750. Mills: 0-150, Ohms: 0-100,000. Test leads included, \$11.95. Write for data sheet

and photo. United Instrument Co., P. O. Box 242, San Francisco, Calif.

PRINTED Circuits made to order. James Devlin, W3VJA, Trucks-ville, Penna.

FREE List! New and reconditioned receivers, transmitters, etc. One hundred big bargains every month. Highest trade-in allowance. Write today! Dossett, W9BHV, 855 Burlington, Frankfort, Indiana.

COLLINS 32V3, perfect, 20 hours logged. No time to ham. \$620.00. Ralph Buehlman, c/o Globe Transcriptions, 230 North Michigan, Chicago, Illinois.

DX-O-GRAPH - It's a first in amateur radio! Is the 15-meter band likely to be open to India in January? Is 10 meters likely to be open to Australia in December? When used with Bureau of Standards ionosphere predictions, it tells the DXer when to expect band openings and what DX he is likely to work. Make the most of your DXing efforts with this DX predictor. Price \$2.50 each postpaid U.S.S.A. DX-O-Graph, Box 4596, Winston Salem, N. C.

SELL: Boehme Automatic keyer for Morse code with McElroy tape three-key perforator, \$145.00. 75A-2-A Collins Receiver with two filters, \$495.00. Teletype equipment, 12,000 ohm dipst. 110vdc relays, \$175. Collins 30-J 600 watt input transmitter for cw & phone with 310C exciter vfo, \$425.00. Collins 32V-3, \$645.00, 1-208 FM Sig Gen, \$150.00. NC-88, \$85.00. HRO, \$75.00. ET-8019-D RCA Marine Transmitter, 4-22 mc, \$250.00. #21A Teletype tape printer, \$45.00. Tom Howard, W1-149F, 46 Mt. Vernon St., Boston 8, Mass. Richmond 2-0916, 2-0498.

COLLINS 310B1 unmodified, all coils, \$179.95; 32V1 modified to 32V2, \$475.00; 32V2, \$495.00; Deitronic CD-144, \$129.95; Eldico AM-40, \$39.95, MD-40P, \$44.95; MT-2, \$39.95; Electro-Mechanical VX-101 Jr., \$34.95, DeLuxe, \$59.95; Elmac A-54, \$109.95, PS-500, \$32.95; Hallcrafters HT-17, \$39.95, HT-18, \$75.00; SR-75, \$39.95; Hammarlund 4-11, \$39.95; Harvey-Wells TBS-50A, \$79.95; TBS-50C, \$79.95; TBS-50I, \$89.95; APR-50, \$29.95; VFO, \$37.95; Johnson Viking I 829B final, \$199.95; Meissner EX, \$44.95; FMX, \$7.95; Millen 90-700, \$19.95; 90-800, \$19.95; 90-811, \$34.95; Sonar AMP-50, \$29.95; CRC, \$29.95; MB-20, \$44.95; MB-611, \$19.95; VFX-680, \$39.95; XE-10, \$7.95; other used items available; write for latest list to WIBFT, Evans Radio, Concord, N. H.

PASS amateur theory exams. Check yourself with sample FCC-type questions and Novice and General class examinations. All for only \$66. Ameco Electronics, 1203 Bryant Ave., New York 59, N. Y.

FOR Sale - Hallcrafters HT-20 transmitter and matching factory used VFO, 122 VFO. Both new condition, on the air less than 40 hours. All tubes, new manuals, original cartons. Both for \$440.00. Not separately. E. G. Brady, 910 Smith St., Uniondale, L. I., New York.

VAN-SICKLE stocks Johnson, Hallcrafters, National, B&W, others, plus Hi-Fi Sound. Bigger Trade-in allowance. Write Gene, W9KJF, 1320 Calhoun, Ft. Wayne, Ind.

VIKING I and VFO. Rand speech clipping, Eldico low-pass and Brute Force filters, TVFD, RF amp. 0-3, and spare 4D32, SX-71 recvr with speaker, and 100 kc. market xtal Console Cabinet. Excellent condition, cash, \$485.00. F.o.b. WIZEP.

WANTED: Cash for Smith's Advanced Communication Engineering course, Nilsson's book, CRIBET, American Radio Institute Engineering, Practical TV Engineering or Advanced Math Course. S. E. Anderson, N AVAIDS Div., Andrews AFB, Wash. 25, DC.

WANTED: Viking VFO. State condition and price. W9DIK, 133 West Scott, Fond du Lac, Wis.

FOR Sale: Best cash offer fifteen days after this ad. One practically new Collins 32V3. F.o.b., Jax. Fla. Must go. W4LF.

WANTED: 300-watt modulation transformer or modulator to work into pair 812a push pull final. Also need 812a 811 tubes. Cash or trade. W8GMJ, 4802 Rocky River Drive, Cleveland.

ELDICO TR75TV excellent, \$38.00; Heath AR-2 receiver kit \$17.00; Heath Grid dip, \$12.00; 24-hour-clock, \$8.00; Take \$65.00 off all. F.o.b. W8SQS, 3826 Strandhill, Cleveland, Ohio.

BIG Transformer, cased (Amer. Trans. Co.), 6200 v. C.T. AC 2600 v. DC @ 800 ma. CCS, 2KVA 115 v. primary; Thoradson Choke 17 hr. 650 ma; 1 mf. 5000 v. condenser; all for \$75.00. 4 2 1/2" Burlington Termos, 9-100 microamps, \$5.00 each. Army Mail Doctor. CRC-625, used 4 hrs. \$35.00. Galeage anemometer, 0-100 MPH wind velocity, new, boxed, \$35.00. All F.o.b., W0VTP, 8506 Broadmoor, Omaha, Nebr.

CLEANING House: 110-watt new modulation transformer, \$12.00. new pair AX-4-125A's, \$25.00, BC-458 40-meter phone transmitter complete, \$50.00, new VHF ARC-5 with tubes and crystals, \$49.00; misc. tubes, transformers, meters, power supplies, test equipment, etc. Request list. Seidman W2GNZ, 1535 Longfield Ave., Bronx, New York.

WANTED: Receivers, transmitters, amateur or govt. surplus, cash or trade for NEW Viking, Ranger, National, Hammarlund, Harvey Wells, Hallcrafters, Gonset, Elmac, Telrex, Barker Williamson, etc. Especially want complete or parts for: ART-13, ATC, DY-17, CU-25, ARN-7, BC-610, BC-614, BC-939, BC-729, BC-312, BC-342, BC-348, RTA-1B, APN-9, ARC-1, ARC-3, TPQ, TC5, BC-221, L.M. test equipment, technical manuals, SIG-5, Teletype, Boehme & McElroy equipment, APR-4, APR-5, APR-6, panadaptors, radar, Lorain. Alltronics, Box 19, Boston 1, Mass. Richmond 2-0048.

ROCHESTER plans another big "Old Timers' Nite" on October 22. A program and dinner for the old time Commercial and Amateur operator. Everyone welcome. For further information - see listing under Hamfest Column elsewhere in this magazine.

SELL Viking II, VFO and LPF. \$275.00. Gonset Triband, \$30.00. S-40, S-53, Weston Master II Light Meter, Weston 772 Analyzer, 35 watt modulation transformer 300 mm input multimatch output, \$5.00. Want \$76, DB23, Morrow FTR, W3VIM, 4113 Slater Ave., Baltimore 6, Md.

SELL Viking I-TVFD with Viking VFO - both factory wired, \$225.00. Home built 900 vt-300 mil power supply with 866Jrs, \$20.00. 807 pb modulator and speech - home assembled, \$20.00 - Can offer any make camera, new on trade for modern KW final RF section or components or might purchase. W8CQ, 1021 Maryland, Royal Oak, Mich.

WANT: Good used receiver such as BC-312, 75A-1, HRO, also transmitter 32V-4, Viking ART-13, Navistar Navigators radio equipment APN-9, ARN-7, Aircraft equipment ARC-1, RTA-1B, ARC-3, F. Minturn, Box 252, Boston 1, Mass.


PRINTED Circuits: Make your own printed circuits as seen in JST Aug. '54. Kit includes: two copper clad XXXP phenolic circuit boards, ferric chloride etch, ink and instructions, \$2.95. Felix Dutko, 2078 Vyse Ave., Bronx, N. Y.

COLLINS 32V3 spare 4D32, brand new condition, \$575.00. W2AES, 218 Commonwealth Ave., Massachusetts, Long Island, N. Y.

Designed for



Application



**The No. 10000
WORM DRIVE UNIT**

One of our original Designed For Application products, tried and proven over the years. Rugged cast aluminum frame may be panel or base mounted. Spring loaded nickel plated cut brass gears work with polished stainless steel worm to provide low back lash. 1/4" diameter stainless steel drive and driven shafts. Available in two ratios, 16:1 and 48:1. Specify ratio in ordering.

**JAMES MILLEN
MFG. CO., INC.**

MAIN OFFICE AND FACTORY
**MALDEN
MASSACHUSETTS**



Index of Advertisers

Adirondack Radio Supply.....	141
Aermotor Co.....	142
Allied Radio Corp.....	152
American Phenolic Corp.....	100
American Radio Relay League, Inc.	
<i>License Manual</i>	129
<i>Logbooks</i>	114
<i>QST</i>	146
<i>Radiograms</i>	138
<i>Single Sideband</i>	85
Antenna Engineering Corp.....	121
Arrow Electronics, Inc.....	120
Ashe Radio Co., Walter.....	107
Babcock Radio Engineering, Inc.....	131
Barker & Williamson, Inc.....	88, 129
Belden Mfg. Co.....	97
Biley Electric Co.....	108
Buchan Co., R. J.....	126
Bud Radio, Inc.....	101
Burstein-Applebee Co.....	143
Candler System Co.....	144
Centralab.....	93
Central Electronics, Inc.....	99
C & G Radio Supply Co.....	98
Chase Mfg. Co.....	131
Collins Radio Co.....	2
Continental Carbon, Inc.....	116
Crawford Radio.....	144
Dale Electronic Distributors.....	102
Daw-Key Co., Inc., The.....	130
Dxorama.....	143
Eitel-McCullough, Inc.....	87
Eldico of New York, Inc.....	105
Engineering Associates.....	141
Equipment Crafters, Inc.....	136
Evans Radio.....	139
Ft. Orange Radio Distributing Co., Inc.....	117, 139
Freed Transformer Co., Inc.....	133
Gardiner & Co.....	133
General Electric Co.....	1
Gonset Co., The.....	131
Gotham Hobby Corp.....	90, 109
Groth Mfg. Co., R. W.....	132
Hallicrafters Co.....	4, 7
Hammarlund Mfg. Co., Inc.....	80, 81
Harrison Radio Corp.....	113, 133
Harvey Radio Co., Inc.....	109
Harvey-Wells Elec., Inc.....	78, 79
Heath Co., The.....	82, 83
Henry Radio Stores.....	115
Hughes Res. & Dev. Labs.....	110
Hy-Lite Antennae, Inc.....	133
Instructograph Co.....	124
International Crystal Mfg. Co.....	125
International Resistance Co.....	112
Johnson Co., E. F.....	91
Jones Electronics Co., Inc., M. C.....	139
Lafayette Radio.....	127
Lakeshore Industries.....	145
Lampkin Laboratories, Inc.....	126
Lettime Radio Mfg. Co.....	134
Lindly & Co.....	141
Mallory & Co., Inc., P. R.....	89
Marshall Mfg. Co.....	128
Mass Radio & Teleg. School.....	137
Master Mechanic Mfg. Co.....	126
Master Mobile Mounts, Inc.....	137
Millen Mfg. Co., Inc., The James.....	150
Morrow Radio Mfg. Co., Inc.....	141
Mosley Electronics, Inc.....	124
National Co., Inc.....	Cov. III, 76, 77, 86
Nalco Engineering, Inc.....	138
Petersen Radio Co., Inc.....	5
Philco (TechRep. Div.).....	118
Plasticles Corp.....	145
Port Arthur College.....	128
Precision Apparatus Co., Inc.....	92
Premax Products Co.....	135
Radcliff's.....	140
Radio Corp. of America.....	Cov. IV
Radio Mfg. Engineers (Div. of Electro-Voice, Inc.).....	151
Radio Shack Corp., The.....	119
Radio Specialties, Inc.....	135
Raytheon Mfg. Co.....	96
RCA Institutes, Inc.....	143
Regency (Div. of I.D.E.A.).....	143
Relay Sales, Inc.....	144
Rider Publisher, Inc., John F.....	140
Ronette Sales Corp.....	127
Selectronic Supplies, Inc.....	137
Sonar Radio Corp.....	95
Standard Piezo Co.....	134
Steinberg's, Inc.....	104
Sun Parts Distributors, Ltd.....	136
S & W Electronics.....	145
Telrex, Inc.....	143
Tennalab.....	144
Terminal Radio Corp.....	123
Triad Transformer Corp.....	94
Tung-Sol Electric, Inc.....	137
Turner Co.....	143
United Catalog Publishers.....	142
United Transformer Co.....	Cov. II
Valparaiso Technical Inst.....	135
Vesto Co., Inc.....	130
Vibroplex Co., The.....	139
Weston Laboratories, Inc.....	132
Wilmington Elec. Specialty Co., Inc.....	135
Wind Turbine Co.....	132
World Radio Laboratories, Inc.....	111
YMCA Trade & Tech. School of N. Y.....	141

USE RME

FOR BETTER QSO'S


Coming and Going!

MC-55 FIVE BAND MOBILE CONVERTER


For 10, 15, 20, 40 and 80 meters. 1.25 micro-volt sensitivity on all bands. Edge-lighted dial. 25-to-1 worm gear tuning. ANL. Transmit-receive switch. Three gang tuning capacitor. Individual coils for each band. Aperiodic i.f. stage aids in providing high-gain characteristic. Input impedance 50-72 ohms. Output frequency 1550 kc. 150-180 v. at 18 ma. 6 or 12-volt operation. Tube lineup: 6BJ6 r.f. amp; 12AT7 osc-det; 6BJ6 i.f. amp; 6AL5 noise limiter. Dark gray. Size: 4 $\frac{1}{8}$ " high, 5 $\frac{1}{4}$ " wide, 5 $\frac{1}{2}$ " deep. Shpg. wt. 7 lbs. Amateur Net. \$69.50

MC-53 VHF THREE BAND MOBILE CONVERTER


Designed for 2, 6 and 10-11 meters. 1.25 micro-volt sensitivity on all bands. 25-to-1 worm gear tuning. Individual coils for each band and each circuit. Three gang tuning. Aperiodic i.f. stage aids in providing high gain characteristic. Separate input connectors for each band. Send-receive switch. ANL. VR provides excellent stability. 6-volt operation. 150-180 v. at 25 ma. Output frequency 1550 kc. 6AK5 r.f. amplifier; 12AT7 osc-det; 6BJ6 i.f.; 6AL5 limiter and OB2 voltage regulator. Gray enamel. Size: 5 $\frac{1}{4}$ " wide, 4 $\frac{1}{8}$ " high, 5 $\frac{1}{4}$ " deep. Shpg. wt. 7 lbs. Amateur Net. \$66.60




MC-55



MC-53



DB-23



RME-100

DB-23 PRESELECTOR

Substantially improves the performance of any receiver. Three 6J6 twin triodes as neutralized push-pull stages in combination of selective and wide band r.f. amplifiers. Minimum gain of 20 db all ham bands from 3.5 to 30 mc with substantial image rejection. Signal-to-noise improvement can be as much as 7.5 db over the receiver itself. Permits optimum use of mechanical, crystal or audio filters. Input circuits match standard type antenna. Set band and adjust peaking control. With power supply. Blue-gray. Size: 5" high, 7 $\frac{1}{2}$ " wide, 6" deep. Shpg. wt. 8 lbs. Amateur Net. \$49.50

RME 100 SPEECH CLIPPER

Peak limiting pre-amplifier provides higher articulation and intelligibility to combat QRM and QRN. Ideal for use with Johnson Viking, Collins 32V and all ham-built equipment. Clipping level adjustable from 3-20db. Pi low-pass filter provides high suppression of generated harmonics above 3000 cps, concentrating voice power to most effective band of frequencies. Response 200-3000 cps. If set to provide 100% modulation, louder speech will not over-modulate. Front panel input for Hi-Z microphone accommodates PTT circuit. Tube lineup: 6SC7, 6H6 and 6X5GT rectifier. With power supply in blue-gray steel cabinet. Size: 5" high, 7 $\frac{1}{2}$ " wide, 6" deep. Shpg. wt. 9 lbs. Amateur Net. \$39.50

Ask your RME Distributor or
Write for RME Bulletins


Do you have your
"SECOND OP"?

Handy,
complete DX
information
computer.
Amateur Net. \$1.00

RME

RADIO MFG. ENGINEERS, INC.
PEORIA 6, ILLINOIS

DIVISION OF *Electro-Voice* INC.



free

send for your
1955
 308-PAGE
ALLIED
CATALOG

the most widely used
**AMATEUR &
 INDUSTRIAL
 BUYING GUIDE**

You get
**every buying
 advantage
 at ALLIED**

- World's Largest Amateur Stocks
- Most Liberal Time Payment Plan
- Squarest Deals on Trade-Ins
- Ham-to-Ham Personal Help
- Fastest Service on All Orders

Fastest Service

IN ELECTRONIC SUPPLY

Send for the 1955 *complete* ALLIED Catalog. You'll want it handy always—not only to fill *all* your station needs, but to provide you promptly with *everything* in electronic supplies—at lowest prevailing prices. Your ALLIED Catalog features the largest and latest selections of receivers, transmitters, electron tubes, electronic parts, test instruments, audio equipment, recorders, radio and TV components, and industrial electronic equipment. Save time, effort and money—fill *all* your electronic supply needs from your 1955 ALLIED Catalog—send for your Free copy today.



**Everything in
 STATION GEAR**



ALLIED RADIO

100 N. Western Ave., Dept. 15-K-4, Chicago 80, Illinois

ultra-modern facilities to serve you best



SINGLE SIDEBAND SELECTOR

USUALLY this page is devoted to descriptions of successful amateur activities or equipment, except for a few journeys down Hi-Fi lanes as of late. This month, as a new twist, we will describe what might be termed an "unsuccessful activity" . . . at least from the amateur standpoint. We're sure it will be of interest to experimenters and present it to indicate the extent to which

we at Natco go in investigating the performance possibilities of each piece of equipment that we manufacture.

For some time it has been apparent to us that only *one sideband of a double sideband AM phone signal* need be received for detection of intelligence. In theory, the addition of a single sideband detector, capable of sideband selection, should improve any communication receiver. Such a device was constructed by the writer in 1949, and although Lab test indicated proper operation, it was disappointing in the amateur bands. Earlier this year the Company became interested in a statistical evaluation of this system.

Two identical HRO-60 receivers were set up at the writer's QTH and connected through suitable isolation resistors to the same antenna. The first HRO-60 was a standard model, the second was followed with a military SSB converter of proven design. A binaural tape recorder was set up to record the two audio outputs. The crystal filter in the first HRO served as the QRM evaporator, while the selectable sideband and exalted carrier feature of the second setup was used for the same purpose. During a three day period (this is work?) stations were worked in the 75 and 20 meter bands and a total of 8500 feet of binaural tape was recorded.

To evaluate the tapes, two experienced operators using earphones and micro-switches connected to electric clocks counted "minutes of readability" by pressing their switches whenever readability was possible. A third clock was connected to measure the time that readability was simultaneously possible in both channels. A third operator with another switch and clock edited the tapes for maximum possible copy time by holding the switch down only after a contact had been established and readability should have been possible in the absence of QRM or fading. The results were:

Edited possible copy time	133 minutes	HRO-60 plus SSB converter . . .	57 minutes
HRO-60 alone	91 minutes	Both channels good	51 minutes

This provided the following information:

1. Our average QSO was about 68% readable. (Stations worked included: W6, G, F, DL, ZS, GW, VQ4, etc.)
2. The single sideband converter provided 6 minutes of readability when copy was impossible with the crystal filter.
3. The HRO-60 alone provided 40 minutes of readability when copy was impossible with the SSB converter.
4. Without a crystal filter less than 38% readability would have resulted.

This provided for us a comparison of reception with a crystal filter and an SSB converter. Since the same crystal filter is used in both the HRO-60 and the NC-183D, the same protection against interference is available in both receivers. This should not be taken as a comparison of Single Sideband as a system since this is another question.

We would appreciate comments relative to the choice of information chosen for this page, so that we may better serve you.

73, ED HARRINGTON, W1JEL



NATIONAL COMPANY, INC.

61 SHERMAN STREET, MALDEN 48, MASS.

EXPORT: 89 BROAD STREET, NEW YORK CITY

CANADA: CANADIAN-MARCONI, 830 BAYVIEW AVE., TORONTO 17, ONT.

GOING STRONG—

50 W

100 W

250 W

500 W

1 KW

—SINCE EARLY CW DAYS

RCA

for those who prefer triodes—

Known the world over for their conservative ratings, large reserve of emission, and high power output at reasonable plate voltages, RCA power triodes continue to remain the choice of the transmitter man who prefers triodes.

RCA has a modern line of power triodes to meet every power input requirement up to a "gallon"—'phone and CW. Check the figures on the charts below—and take your choice.

For R.F. Amplifier Service		Max. Amateur Ratings, Class C Telegraphy		
Type No.	DC Plate Input (Watts)	DC Plate Volts	Plate Dissip. (Watts)	Max. Freq.* (Mc)
RCA-810	750	2500	175	30
RCA-811-A	260	1500	65	30
RCA-812-A	260	1500	65	30
RCA-833-A	1000	3300	350	30
RCA-8000	750	2500	175	30
RCA-8005	300	1500	85	60

*for Max. Plate Input and Voltage

For Class B Modulator Service (2 tubes)			Typical Operation Values	
Type No.	DC Plate Volts	Max. -Sig. DC Plate Cur. (Ma)	DC Grid Bias Volts for Max. Rating	Max. -Sig. Power Output (Watts)
RCA-805	1250	400	0	300
RCA-810	2250	450	-60	725
RCA-811-A	1250	350	0	310
RCA-812-A	1500	310	-48	340
RCA-8000	2250	450	-130	725
RCA-8005	1500	330	-67.5	330

RCA Power Triodes—as well as ALL types of RCA tubes—are readily available through your neighborhood RCA Tube Distributor. For technical data, write RCA, Commercial Engineering, Section G15M, Harrison, New Jersey.



RADIO CORPORATION of AMERICA
ELECTRON TUBES

HARRISON, N. J.